

Aftermarket Parts for  
**Industrial Equipment**



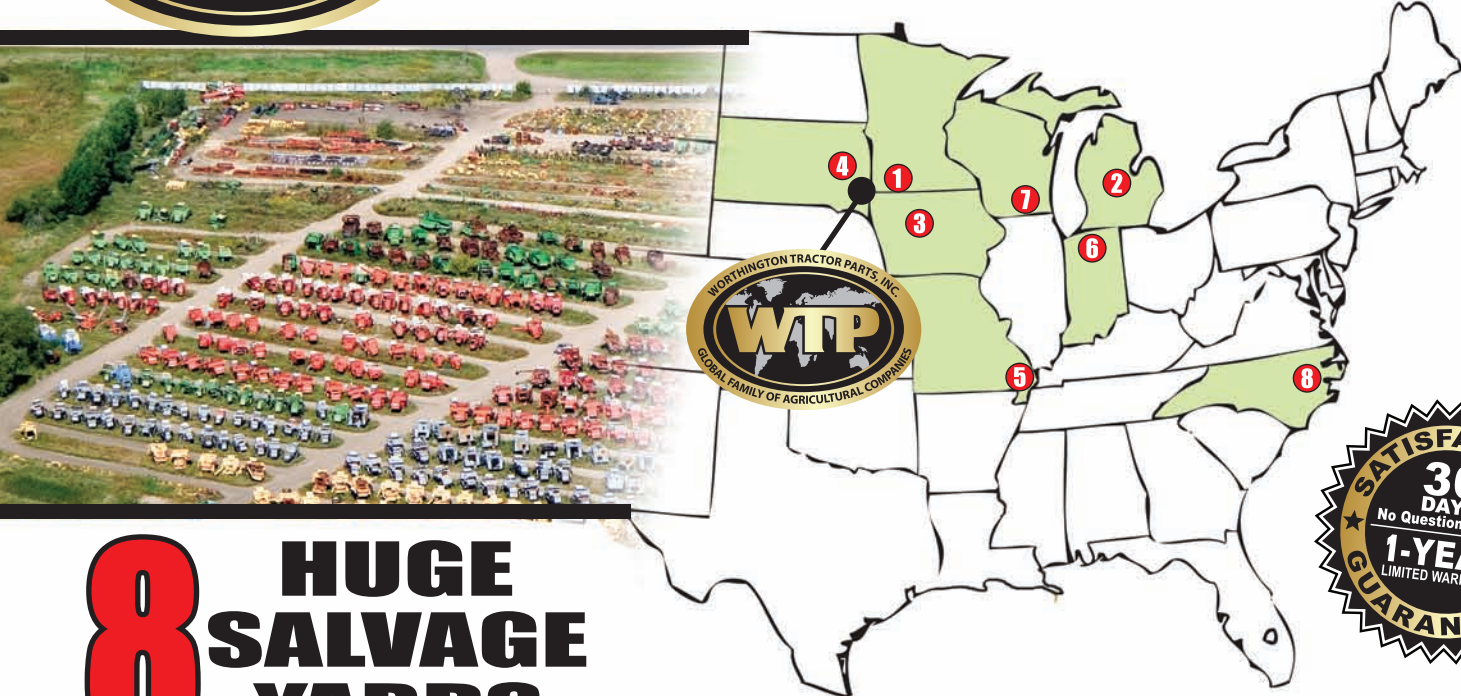
# PARTS CATALOG



[WORTHINGTONAGPARTS.COM](http://WORTHINGTONAGPARTS.COM)  
**888-845-8456**



# Our Locations



## 8 HUGE SALVAGE YARDS

## QUALITY PARTS, QUALITY PRICES!

Worthington Ag Parts is your global source for combine parts, cotton picker parts, tractor parts and used farm equipment. You can order the farm equipment or parts you need online and have your order shipped anywhere in the world. We have the right quality new, rebuilt, used and salvaged ag parts at the right price.

Worthington Ag Parts has been serving the agricultural community for over 54 years. We began as a supplier of farm tractor parts and have also become the leader in farm implements, used tractor parts, tractor salvage, combine parts (such as grain augers), and farm equipment. We purchase over 4-million dollars of used parts each year to ensure our inventory is the broadest in the industry. From John Deere tractor parts to Case tractor parts to International tractor parts, our extensive supply of parts will satisfy your needs. With our locations in North America and Australia combined, you have nearby access to our tractor salvage yards and equipment supplies, which are shipped to customers across the world.

All our quality parts, whether tractor parts or combine parts, are checked, cleaned and repaired as necessary to make sure each part sold is ready for service. Our goal is to provide outstanding value and service to our customers. All of our used parts are quality checked before they can be sold and are backed with a one-year limited warranty - 30 days no question asked return policy. Most of our new parts are priced at 70% of dealer price. We also carry a line of diesel engines, rebuilt starters, and hydraulic pumps. Whether you are getting Ford tractor parts or antique tractor parts for your Farmall tractor, you can be satisfied knowing that the farm equipment you purchase from Worthington Ag Parts is of the best quality.

- 1 WORTHINGTON, MN - 800-533-5304**  
27170 US Highway 59/60 - PO BOX 935 - Worthington, MN 56187
- 2 ST. JOHNS, MI - 800-248-9263**  
2713 North US Highway 27 - PO BOX 36 - St. Johns, MI 48879
- 3 AUDUBON, IA - 800-831-5730**  
1923 215th Street - PO BOX 204 - Audubon, IA 50025
- 4 WATERTOWN, SD - 800-843-4413**  
2510 9th Ave. Southwest - PO BOX 324 - Watertown, SD 57201
- 5 SIKESTON, MO - 800-325-7070**  
1156 US Hwy. 62 East - P. O. BOX 1790 - Sikeston, MO 63801
- 6 LEESBURG, IN - 800-426-6960**  
6149 North State Road 15 - PO BOX 185 - Leesburg, IN 46538
- 7 EVANSVILLE, WI - 800-525-7278**  
14904 West Bullard Road - P. O. BOX 170 - Evansville, WI 53536
- 8 GOLDSBORO, NC - 800-322-1871**  
3693 US Highway 70 West - Goldsboro, NC 27530
- SIOUX FALLS, SD - 800-637-4810**  
(CORPORATE HEADQUARTERS)  
5300 N. Annika Ave. - Sioux Falls, SD 57107



LIKE Us on Facebook & Follow Us on Twitter!

Stay connected with us by signing up for our weekly newsletter. You can sign up on our website or text WAPNEWS to 22828.

# Table of Contents

## Categorized Listing

<b>Allis Chalmers®</b>	<b>1</b>	Axle: Related Parts	6
Industrial: 2 Wheel Drive Front Axle and Steering	1	Differential: Ring Gear & Pinions	6
Hubs & Related: Hubs	1	Industrial: Electrical	6
Spindles & Knees: Bushings, Bearings & Thrust Washers	1	Alternator: Assembly	6
Spindles & Knees: Spindles	1	Starter: Assembly	6
Industrial: Body & Sheet Metal	1	Starter: Solenoid	6
Decals / Emblems: Emblems, Badges, & Moldings	1	Industrial: Engines & Related Parts	6
Industrial: Cooling System	1	Blocks & Components: Camshafts & Related	6
Water Pump & Manifolds: Water Pumps	1	Blocks & Components: Connecting Rods & Related	6
Industrial: Electrical	1	Blocks & Components: Crankshafts & Related	7
Alternator: Assembly	1	Blocks & Components: Gaskets	7
Starter: Assembly	1	Blocks & Components: Manifolds	7
Industrial: Engines & Related Parts	1	Cylinder Heads: Bolts	7
Blocks & Components: Camshafts & Related	1	Cylinder Heads: Gaskets	7
Blocks & Components: Connecting Rods & Related	1	Cylinder Heads: Valves & Related	7
Blocks & Components: Crankshafts & Related	1	Flywheels & Ring Gears: Pilot Bearings	7
Blocks & Components: Cylinder Kits & Components	1	Industrial: Fuel System	7
Blocks & Components: Gaskets	1	Injection Pumps & Related: Injection Pumps	7
Lubrication System: Oil Pumps	1	Injection Pumps & Related: Injectors	8
<b>Bobcat®</b>	<b>2</b>	Industrial: Hydraulics / Remotes	8
Industrial: Electrical	2	Hydraulics: Pump Assemblies	8
Alternator: Assembly	2	Hydraulics: Repair Parts	8
Industrial: Operators Station / Cab	2	Industrial: Operators Station / Cab	8
Cab / Open Station: Glass	2	Air Conditioning / Heating: Receiver/Driers	8
Skid Steer / Loader: Brakes	3	Seats: Assemblies	8
Brakes: Brake Related Parts	3	Industrial: Transmission / Clutch / PTO / TA	8
Skid Steer / Loader: Cooling System	3	Clutch: Bearing & Bushings	8
Oil Coolers: Engine Oil Coolers	3	Clutch: Clutch Discs	8
Radiator: Radiators, Cores, & Tanks	3	Transmissions: Shafts	8
Water Pump & Manifolds: Water Pumps	3	Skid Steer / Loader: Cooling System	8
Skid Steer / Loader: Fuel System	3	Radiator: Radiators, Cores, & Tanks	8
Fuel Tank & Related: Fuel Pumps & Parts	3	Thermostats: Thermostats	8
Skid Steer / Loader: Hydraulics / Remotes	3	Water Pump & Manifolds: Water Pumps	9
Hydraulics: Pump Assemblies	3	Skid Steer / Loader: Drive Axles / Differentials / Front & Rear End	9
Hydraulics: Related Parts	3	Axle: Planetary Related Parts	9
Skid Steer / Loader: Operators Station / Cab	4	Skid Steer / Loader: Electrical	9
Cab / Open Station: Glass	4	Alternator: Assemblies	9
Tractor: Operators Station / Cab	4	Starter: Assemblies	9
Seats: Assemblies	4	Skid Steer / Loader: Engines & Related Parts	9
<b>Case®</b>	<b>5</b>	Blocks & Components: Gaskets	9
Industrial: 2 Wheel Drive Front Axle and Steering	5	Blocks & Components: Turbos	9
Hubs & Related: Bearings & Seals	5	Lubrication System: Oil Pumps & Drive Parts	9
Hubs & Related: Hubs	5	Skid Steer / Loader: Fuel System	9
Spindles & Knees: Bushings, Bearings & Thrust Washers	5	Carburetors & Parts: Carburetor Parts	9
Steering Arms & Tie Rods: Tie Rods & Drag Links	5	Injection Pumps & Related: Injectors	9
Industrial: Brakes	5	Skid Steer / Loader: Hydraulics / Remotes	9
Brakes: Cylinders	5	Hydraulics: Pump Assemblies	9
Industrial: Cooling System	6	Skid Steer / Loader: Operators Station / Cab	9
Radiator: Radiators, Cores, & Tanks	6	Cab / Open Station: Glass	9
Thermostats: Thermostats	6	<b>Caterpillar®</b>	<b>10</b>
Water Pump & Manifolds: Water Pumps	6	Industrial: Electrical	10
Industrial: Drive Axles / Differentials / Front & Rear End	6	Alternator: Assembly	10
		Starter: Assembly	10

# Table of Contents

## Categorized Listing

Industrial: Engines & Related Parts	10	Spindles & Knees: Bushings, Bearings & Thrust Washers	17
Mufflers & Components: Mufflers	10	Steering Arms & Tie Rods: Tie Rods & Drag Links	17
Industrial: Operators Station / Cab	10	Steering Pumps, Motors, Gear Boxes, etc.: Power Steering Cylinders & Related	18
Air Conditioning / Heating: Compressors	10	Tractor: Body & Sheet Metal	18
<b>Claas®</b>	<b>11</b>	Sheet Metal: Tool Boxes	18
Combine: Choppers & Spreaders	11	Weights: Weight Boxes & Related	18
Chopper: Assembly	11	Tractor: Brakes	18
Chopper: Drive	11	Brakes: Calipers	18
Chopper: Rotor & Blades	11	Tractor: Drive Axles / Differentials / Front & Rear End	18
Chopper: Sheet Metal	12	Axle: Planetary Related Parts	18
Combine: Electrical	12	Axle: Related Parts	18
Lights: Headlamps & Work lights	12	Tractor: Electrical	18
Combine: Grain Handling	12	Lights: Headlamps & Work lights	18
Elevators: Chains & Related	12	Starter: Assembly	18
Combine: Operators Station / Cab	12	Starter: Solenoid	19
Air Conditioning / Heating: Auxiliary Heaters	12	Tractor: Engines & Related Parts	19
Air Conditioning / Heating: Blower Motors	12	Air Cleaners: Related Parts	19
Cab: Foam Kits, Headliners, Floor Mats	12	Blocks & Components: Cylinder Kits & Components	19
Combine: Separating	13	Ignition: Distributor & Related	19
Chaffers & Sieves: Adjusters	13	Tractor: Hydraulics / Remotes	19
Chaffers & Sieves: Repair Parts	13	Hydraulics: Pump Assemblies	19
Cotton Picker: Operators Station / Cab	13	Remotes / Couplers: Remote Valve Assemblies	19
Air Conditioning / Heating: Auxiliary Heaters	13	Tractor: Operators Station / Cab	19
Grain Head: Cutter Bar	13	Air Conditioning / Heating: Auxiliary Heaters	19
Guards: Guards	13	Air Conditioning / Heating: Blower Motors	19
Tractor: Electrical	14	Air Conditioning / Heating: Compressors	19
Lights: Warning Lamps	14	Air Conditioning / Heating: Expansion Valves	19
Tractor: Operators Station / Cab	14	Air Conditioning / Heating: Switches/Electrical	19
Air Conditioning / Heating: Auxiliary Heaters	14	Cab / Open Station: Foam Kits, Headliners, Floor Mats	19
<b>David Brown®</b>	<b>15</b>	Console: Gauges	20
Industrial: Electrical	15	Mirrors: Mirrors	20
Starter: Assembly	15	Seats: Assemblies	20
<b>Deutz®</b>	<b>16</b>	Seats: Suspensions	20
Combine: Operators Station / Cab	16	Tractor: Rockshaft & Hitch	20
Air Conditioning / Heating: Auxiliary Heaters	16	Hitch Arms & Cylinders: Center Links	20
Air Conditioning / Heating: Expansion Valves	16	Hitch Kits: Quick Hitches & Parts	21
Cab: Foam Kits, Headliners, Floor Mats	16	Tractor: Transmission / Clutch / PTO / TA	21
Cotton Picker: Operators Station / Cab	16	Clutch: Bearing & Bushings	21
Air Conditioning / Heating: Auxiliary Heaters	16	Clutch: Clutch Discs	21
Miscellaneous: Air Cleaner Pre-Cleaner Bowls & Accessories	16	PTO: Shafts	21
Air Cleaner Pre-Cleaner Bowls & Accessories: Air Cleaner Pre-Cleaner Bowls & Accessories	16	Tractor: Wheels, Rims, Tires & Tracks	21
Miscellaneous: Seats	16	Duals: Dual Rims	21
Seats: Assemblies	16	Rims: Closed Center Rims	21
Seats: Suspensions	16	Tractor: Wheels, Rims, Tires & Tracks	22
Miscellaneous: Wheels, Rims, Tires & Tracks	17	Rims: Closed Center Rims	22
Rims: Closed Center Rims	17	Rims: Loop Rims	22
Rims: Loop Rims	17	Rims: Open Center Rims	22
Tractor: 2 Wheel Drive Front Axle and Steering	17	Rims: Open Center Rims	23
Axle: Bolsters & Pivot Plates	17	Rims: Power Adjust / Spin Out Rims	23
Hubs & Related: Bearings & Seals	17	<b>Fiat®</b>	<b>24</b>
Hubs & Related: Hubs	17	Industrial: Electrical	24
		Starter: Switch	24

# Table of Contents

## Categorized Listing

<b>Ford/New Holland®</b>	<b>25</b>	Fuel Tank & Related: Fuel Sending Units	32
Industrial: 2 Wheel Drive Front Axle and Steering	25	Injection Pumps & Related: Injectors	32
Axle: Bolsters & Pivot Plates	25	Miscellaneous: Throttle	32
Axle: Center Tubes & Housings	25	Industrial: Hydraulics / Remotes	32
Spindles & Knees: Bushings, Bearings & Thrust Washers	25	Hydraulics: Pump Assemblies	32
Spindles & Knees: Spindles	25	Hydraulics: Repair Parts	32
Steering Arms & Tie Rods: Tie Rods & Drag Links	25	Industrial: Operators Station / Cab	32
Steering Pumps, Motors, Gear Boxes, etc.: Power Steering Cylinders & Related	26	Air Conditioning / Heating: Compressors	32
Steering Pumps, Motors, Gear Boxes, etc.: Power Steering Pumps & Related	26	Air Conditioning / Heating: Expansion Valves	32
Industrial: Body & Sheet Metal	26	Air Conditioning / Heating: Receiver/Driers	32
Sheet Metal: Fenders	27	Industrial: Operators Station / Cab	33
Sheet Metal: Grilles	27	Air Conditioning / Heating: Receiver/Driers	33
Sheet Metal: Hoods	27	Air Conditioning / Heating: Switches/Electrical	33
Industrial: Brakes	27	Cab / Open Station: Doors & Related	33
Brakes: Discs & Plates	27	Cab / Open Station: Glass	33
Brakes: Shoes & Pads	27	Console: Gauges	33
Industrial: Cooling System	27	Console: Steering Wheels	33
Fan: Fans	27	Seats: Arm Rests	33
Radiator: Radiators, Cores, & Tanks	27	Seats: Cushions	33
Radiator: Related Parts	28	Industrial: Rockshaft & Hitch	33
Thermostats: Gaskets	28	Drawbar: Drawbars	33
Thermostats: Thermostats	28	Drawbar: Related Parts	33
Water Pump & Manifolds: Pulleys	28	Hitch Arms & Cylinders: Center Links	33
Water Pump & Manifolds: Water Pumps	28	Hitch Arms & Cylinders: Lift Arms	33
Water Pump & Manifolds: Water Pumps	29	Industrial: Rockshaft & Hitch	34
Industrial: Drive Axles / Differentials / Front & Rear End	29	Hitch Arms & Cylinders: Lift Arms	34
Axle: Planetary Related Parts	29	Hitch Arms & Cylinders: Pull Arms	34
Axle: Related Parts	29	Industrial: Transmission / Clutch / PTO / TA	34
Axle: Ring Gears	29	Clutch: Clutch Discs	34
Industrial: Electrical	29	Clutch: Clutch Kits	34
Alternator: Assembly	29	Clutch: Pressure Plates	34
Starter: Assembly	29	Packs: Clutch Pack Parts	34
Starter: Solenoid	29	PTO: Related Parts	34
Industrial: Engines & Related Parts	29	PTO: Shafts	34
Air Cleaners: Related Parts	29	Transmissions: Gears	34
Blocks & Components: Camshafts & Related	30	Industrial: Transmission / Clutch / PTO / TA	35
Blocks & Components: Connecting Rods & Related	30	Transmissions: Gears	35
Blocks & Components: Cylinder Kits & Components	30	Transmissions: Related Items	35
Blocks & Components: Gaskets	30	Skid Steer / Loader: Cooling System	35
Blocks & Components: Manifolds	30	Oil Coolers: Engine Oil Coolers	35
Blocks & Components: Turbos	30	Oil Coolers: Hydraulic Oil Coolers	35
Cylinder Heads: Gaskets	30	Radiator: Radiators, Cores, & Tanks	35
Flywheels & Ring Gears: Ring Gears	30	Water Pump & Manifolds: Pulleys	35
Ignition: Distributor & Related	31	Water Pump & Manifolds: Water Pumps	35
Ignition: Sparkplugs/Glowplugs	31	Water Pump & Manifolds: Water Pumps	36
Lubrication System: Oil Pan & Related	31	Skid Steer / Loader: Drive Axles / Differentials / Front & Rear End	36
Mufflers & Components: Mufflers	31	Axle: Axle Shafts	36
Industrial: Fuel System	31	Axle: Housings	36
Carburetors & Parts: Carburetor Parts	31	Axle: Related Parts	36
Fuel Tank & Related: Fuel Sending Units	31	Skid Steer / Loader: Electrical	36
Industrial: Fuel System	32	Alternator: Assemblies	36
		Alternator: Voltage Regulators	37
		Lights: Headlamps & Work Lights	37
		Starter: Assemblies	37

# Table of Contents

## Categorized Listing

Skid Steer / Loader: Engines & Related Parts	37	Blocks & Components: Gaskets	49
Blocks & Components: Turbos	37	Blocks & Components: Manifolds	50
Flywheels & Ring Gears: Ring Gears	37	Blocks & Components: Turbos	50
Flywheels & Ring Gears: Ring Gears	38	Cylinder Heads: Gaskets	50
Mufflers & Components: Mufflers	38	Cylinder Heads: Valves & Related	50
Skid Steer / Loader: Hydraulics / Remotes	38	Flywheels & Ring Gears: Flywheels	51
Hydraulics: Drives & Couplers	38	Flywheels & Ring Gears: Ring Gears	51
Skid Steer / Loader: Operators Station / Cab	38	Ignition: Distributor & Related	51
Air Conditioning / Heating: Compressors	38	Ignition: Sparkplugs/Glowplugs	51
<b>Gehl®</b>	<b>39</b>	Lubrication System: Gaskets	51
Skid Steer / Loader: Cooling System	39	Lubrication System: Oil	51
Radiator: Radiators, Cores, & Tanks	39	Lubrication System: Oil Pan & Related	51
<b>International/CaseIH®</b>	<b>40</b>	Lubrication System: Oil Pumps	51
Industrial: 2 Wheel Drive Front Axle and Steering	40	Lubrication System: Repair Kits	51
Axle: Bolsters & Pivot Plates	40	Mufflers & Components: Mufflers	51
Hubs & Related: Bearings & Seals	40	Industrial: Filters	52
Hubs & Related: Hubs	40	Filters: Engine Air	52
Steering Arms & Tie Rods: Steering Arms	40	Filters: Engine Oil	52
Steering Arms & Tie Rods: Tie Rods & Drag Links	40	Industrial: Fuel System	52
Steering Pumps, Motors, Gear Boxes, etc.: Power		Carburetors & Parts: Carburetor Parts	52
Steering Cylinders & Related	41	Carburetors & Parts: Carburetor Repair Kits	52
Steering Pumps, Motors, Gear Boxes, etc.: Power		Fuel Tank & Related: Fuel Pumps	52
Steering Pumps & Related	41	Fuel Tank & Related: Fuel Sending Units	52
Industrial: Brakes	41	Fuel Tank & Related: Fuel Tanks & Parts	52
Brakes: Brake Related Parts	41	Injection Pumps & Related: Injection Pumps	52
Brakes: Cylinders	41	Miscellaneous: Choke	53
Brakes: Discs & Plates	41	Miscellaneous: Throttle	53
Brakes: Shoes & Pads	42	Industrial: Hydraulics / Remotes	53
Industrial: Cooling System	42	Hydraulics: Pump Assemblies	53
Fan: Fans	42	Industrial: Operators Station / Cab	53
Intercooler: Assemblies	42	Air Conditioning / Heating: Compressors	53
Oil Coolers: Hydraulic Oil Cooler	42	Air Conditioning / Heating: Receiver/Driers	53
Radiator: Radiators, Cores, & Tanks	42	Cab / Open Station: Glass	53
Thermostats: Thermostats	42	Console: Gauges	53
Water Pump & Manifolds: Pulleys	42	Industrial: Operators Station / Cab	54
Water Pump & Manifolds: Related Parts	42	Console: Gauges	54
Water Pump & Manifolds: Water Pumps	43	Console: Steering Wheels	54
Industrial: Drive Axles / Differentials / Front & Rear		Seats: Arm Rests	54
End	43	Industrial: Rockshaft & Hitch	54
Axle: Planetary Related Parts	43	Drawbar: Drawbars	54
Axle: Related Parts	43	Hitch Arms & Cylinders: Center Links	54
Industrial: Electrical	43	Hitch Arms & Cylinders: Lift Arms	54
Alternator: Assembly	43	Hitch Arms & Cylinders: Pull Arms	54
Lights: Switches	43	Hitch Arms & Cylinders: Pull Arms	55
Lights: Warning Lamps	43	Sway Blocks & Limiters: Sway Limiters	55
Starter: Assembly	44	Industrial: Transmission / Clutch / PTO / TA	55
Starter: Solenoid	44	Clutch: Actuating	55
Starter: Switch	44	Clutch: Bearing & Bushings	55
Industrial: Engines & Related Parts	44	Clutch: Clutch Discs	55
Blocks & Components: Camshafts & Related	44	Clutch: Pressure Plates	55
Blocks & Components: Connecting Rods & Related	44	Packs: Clutch Pack Parts	56
Industrial: Engines & Related Parts	45	PTO: Gears	56
Blocks & Components: Connecting Rods & Related	45	PTO: Related Parts	56
Blocks & Components: Crankshafts & Related	46	PTO: Shafts	56
Blocks & Components: Cylinder Kits & Components	48	Transmissions: Related Items	56

# Table of Contents

## Categorized Listing

Transmissions: Shafts	56	Steering Arms & Tie Rods: Steering Arms	64
Industrial: Wheels, Rims, Tires & Tracks	56	Steering Arms & Tie Rods: Tie Rods & Drag Links	64
Wheels: Bolts, Bushings, Clamps, Miscellaneous	56	Steering Pumps, Motors, Gear Boxes, etc.: Power Steering Cylinders & Related	65
Skid Steer / Loader: Belts	56	Steering Pumps, Motors, Gear Boxes, etc.: Power Steering Motors & Related	65
Belts: All Belts	56	Steering Pumps, Motors, Gear Boxes, etc.: Power Steering Parts	66
Skid Steer / Loader: Cooling System	56	Steering Pumps, Motors, Gear Boxes, etc.: Power Steering Pumps & Related	66
Fan: Spacers	57	Industrial: Belts	66
Intercooler: Assemblies	57	Belts: All Belts	66
Oil Coolers: Hydraulic Oil Coolers	57	Industrial: Body & Sheet Metal	66
Radiator: Radiators, Cores, & Tanks	57	Sheet Metal: Battery Boxes	66
Radiator: Related Parts	57	Sheet Metal: Covers & Shields	66
Water Pump & Manifolds: Pulleys	57	Sheet Metal: Fenders	66
Water Pump & Manifolds: Water Pumps	58	Sheet Metal: Side Panels	66
Skid Steer / Loader: Drive Axles / Differentials / Front & Rear End	58	Industrial: Body & Sheet Metal	67
Axle: Axle Shafts	58	Sheet Metal: Side Panels	67
Axle: Housings	59	Sheet Metal: Side Screens	67
Axle: Planetary Related Parts	59	Industrial: Brakes	67
Axle: Related Parts	59	Brakes: Brake Related Parts	67
Skid Steer / Loader: Electrical	59	Brakes: Discs & Plates	67
Lights: Headlamps & Work Lights	59	Brakes: Shoes & Pads	67
Starter: Assemblies	59	Brakes: Valves	68
Skid Steer / Loader: Engines & Related Parts	59	Industrial: Cooling System	68
Blocks & Components: Connecting Rods & Related	59	Fan: Fans	68
Blocks & Components: Crankshafts & Related	59	Intercooler: Assemblies	68
Skid Steer / Loader: Engines & Related Parts	60	Oil Coolers: Engine Oil Cooler	68
Blocks & Components: Crankshafts & Related	60	Oil Coolers: Hydraulic Oil Cooler	68
Blocks & Components: Cylinder Kits & Components	60	Radiator: Hoses	68
Blocks & Components: Turbos	60	Radiator: Hoses	69
Cylinder Heads: Gaskets	60	Radiator: Radiators, Cores, & Tanks	69
Lubrication System: Gaskets	60	Radiator: Related Parts	69
Skid Steer / Loader: Fuel System	60	Thermostats: Gaskets	69
Fuel Tank & Related: Fuel Pumps & Parts	60	Thermostats: Thermostats	69
Injection Pumps & Related: Injection Pumps & Parts	60	Thermostats: Thermostats	70
Skid Steer / Loader: Hydraulics / Remotes	61	Water Pump & Manifolds: Gaskets	70
Hydraulics: Drives & Couplers	61	Water Pump & Manifolds: Pulleys	70
Hydraulics: Pump Assemblies	61	Water Pump & Manifolds: Related Parts	70
Hydraulics: Related Parts	61	Water Pump & Manifolds: Repair Kits	70
Skid Steer / Loader: Operators Station / Cab	61	Water Pump & Manifolds: Water Pumps	70
Air Conditioning / Heating: Blower Motors	61	Industrial: Drive Axles / Differentials / Front & Rear End	72
Cab / Open Station: Glass	61	Axle: Axle Shafts	72
Seats: Assemblies	61	Axle: Planetary Related Parts	72
Skid Steer / Loader: Wheel Drive Axle and Steering	61	Axle: Ring Gears	72
Axle: Assemblies	61	Industrial: Electrical	72
Hubs & Related: Bearings & Seals	61	Alternator: Assembly	72
Spindles & Knees: Bushings / Bearings / Thrust Washers	61	Industrial: Electrical	73
<b>JCB®</b>	<b>63</b>	Alternator: Assembly	73
Industrial: Cooling System	63	Alternator: Voltage Regulator	73
Water Pump & Manifolds: Water Pumps	63	Lights: Bulbs	73
<b>John Deere®</b>	<b>64</b>	Lights: Headlamps & Work lights	73
Industrial: 2 Wheel Drive Front Axle and Steering	64	Lights: Switches	73
Hubs & Related: Bearings & Seals	64		
Hubs & Related: Hubs	64		

# Table of Contents

## Categorized Listing

Lights: Warning Lamps	73	Drawbar: Supports	92
Starter: Assembly	73	Hitch Arms & Cylinders: Center Links	92
Starter: Drive	74	Industrial: Rockshaft & Hitch	93
Starter: Solenoid	74	Hitch Arms & Cylinders: Center Links	93
Industrial: Engines & Related Parts	75	Hitch Arms & Cylinders: Lift Arms	93
Air Cleaners: Related Parts	75	Hitch Arms & Cylinders: Pull Arms	93
Blocks & Components: Camshafts & Related	75	Load Control: Related Parts	93
Blocks & Components: Connecting Rods & Related	75	Load Control: Shafts	93
Blocks & Components: Crankshafts & Related	75	Sway Blocks & Limiters: Sway Blocks	93
Blocks & Components: Cylinder Kits & Components	78	Industrial: Transmission / Clutch / PTO / TA	94
Blocks & Components: Gaskets	79	Clutch: Actuating	94
Blocks & Components: Manifolds	81	Clutch: Bearing & Bushings	94
Blocks & Components: Turbos	81	Clutch: Clutch Discs	94
Cylinder Heads: Bolts	81	Clutch: Pedals & Related Parts	94
Cylinder Heads: Gaskets	82	Clutch: Pressure Plates	95
Cylinder Heads: Valves & Related	82	Packs: Clutch Pack Parts	95
Flywheels & Ring Gears: Flywheels	82	PTO: Assemblies	95
Flywheels & Ring Gears: Ring Gears	82	PTO: Related Parts	95
Ignition: Distributor & Related	83	PTO: Shafts	95
Ignition: Magneto & Related	83	Industrial: Transmission / Clutch / PTO / TA	96
Lubrication System: Oil Pan & Related	83	PTO: Shafts	96
Lubrication System: Oil Pumps	83	Transmissions: Gears	96
Mufflers & Components: Mufflers	84	Transmissions: Related Items	96
Industrial: Fuel System	84	Transmissions: Shafts	96
Carburetors & Parts: Carburetor Parts	84	Skid Steer / Loader: Brakes	96
Fuel Tank & Related: Fuel Pumps	84	Brakes: Brake Related Parts	96
Fuel Tank & Related: Fuel Sending Units	84	Skid Steer / Loader: Cooling System	96
Fuel Tank & Related: Fuel Tanks & Parts	84	Intercooler: Assemblies	96
Injection Pumps & Related: Injectors	85	Oil Coolers: Engine Oil Coolers	96
Industrial: Hydraulics / Remotes	85	Oil Coolers: Hydraulic Oil Coolers	96
Hydraulics: Drives & Couplers	85	Radiator: Hoses & Clamps	96
Industrial: Hydraulics / Remotes	86	Radiator: Radiators, Cores, & Tanks	96
Hydraulics: Drives & Couplers	86	Skid Steer / Loader: Cooling System	97
Hydraulics: Pump Assemblies	86	Radiator: Radiators, Cores, & Tanks	97
Hydraulics: Repair Parts	87	Radiator: Related Parts	97
Hydraulics: Repair Parts	88	Thermostats: Thermostats	97
Remotes / Couplers: Hydraulic Couplers	88	Water Pump & Manifolds: Pulleys	97
Remotes / Couplers: Remote Valve Parts	88	Water Pump & Manifolds: Related Parts	97
Tanks, Lines, Hoses, Attenuators, Miscellaneous:		Water Pump & Manifolds: Repair Kits	97
Lines, Hoses, & Fittings	88	Water Pump & Manifolds: Water Pumps	97
Tanks, Lines, Hoses, Attenuators, Miscellaneous:		Skid Steer / Loader: Drive Axles / Differentials / Front &	
Lines, Hoses, & Fittings	89	Rear End	98
Industrial: Operators Station / Cab	89	Axle: Axle Shafts	98
Air Conditioning / Heating: Blower Motors	89	Axle: Housings	98
Air Conditioning / Heating: Compressors	89	Axle: Related Parts	98
Air Conditioning / Heating: Expansion Valves	90	Skid Steer / Loader: Electrical	98
Air Conditioning / Heating: Receiver/Driers	90	Alternator: Assemblies	98
Air Conditioning / Heating: Receiver/Driers	91	Alternator: Voltage Regulators	98
Air Conditioning / Heating: Switches/Electrical	91	Lights: Bulbs	98
Cab / Open Station: Glass	91	Lights: Headlamps & Work Lights	98
Console: Gauges	91	Skid Steer / Loader: Engines & Related Parts	98
Console: Steering Wheels	92	Blocks & Components: Connecting Rods & Related	98
Seats: Assemblies	92	Blocks & Components: Crankshafts & Related	98
Industrial: Rockshaft & Hitch	92	Blocks & Components: Cylinder Kits & Components	99
Drawbar: Drawbars	92	Blocks & Components: Gaskets	99
Drawbar: Hammer Straps	92		



# Table of Contents

## Categorized Listing

Blocks & Components: Turbos	99	Industrial: Electrical	107
Cylinder Heads: Gaskets	99	Alternator: Assembly	107
Ignition: Distributor & Related	99	Lights: Switches	107
Lubrication System: Gaskets	99	Starter: Assembly	107
Skid Steer / Loader: Fuel System	99	Starter: Solenoid	107
Fuel Tank & Related: Fuel Pumps & Parts	99	Industrial: Engines & Related Parts	107
Fuel Tank & Related: Fuel Tanks & Parts	100	Blocks & Components: Blocks, Timing, and Related	107
Skid Steer / Loader: Hydraulics / Remotes	100	Blocks & Components: Camshafts & Related	107
Hydraulics: Pump Assemblies	100	Blocks & Components: Crankshafts & Related	107
Hydraulics: Related Parts	100	Blocks & Components: Cylinder Kits & Components	107
Skid Steer / Loader: Operators Station / Cab	100	Blocks & Components: Gaskets	108
Air Conditioning / Heating: Compressors	100	Blocks & Components: Manifolds	108
Cab / Open Station: Glass	100	Cylinder Heads: Gaskets	108
Console: Gauges	100	Cylinder Heads: Valves & Related	108
Seats: Assemblies	100	Ignition: Distributor & Related	109
Skid Steer / Loader: Rims, Tires & Tracks	100	Ignition: Sparkplugs/Glowplugs	109
Rims: Closed Center Rims	100	Lubrication System: Oil Pan & Related	109
Skid Steer / Loader: Transmission	100	Lubrication System: Oil Pumps	109
Packs: Clutch Pack Parts	100	Mufflers & Components: Mufflers	109
Skid Steer / Loader: Wheel Drive Axle and Steering	101	Industrial: Filters	109
Hubs & Related: Bearings & Seals	101	Filters: Engine Oil	109
<b>Kubota®</b>	<b>102</b>	Filters: Hydraulic Oil	109
Industrial: Cooling System	102	Industrial: Fuel System	109
Water Pump & Manifolds: Water Pumps	102	Carburetors & Parts: Carburetor Parts	109
<b>Landini®</b>	<b>103</b>	Carburetors & Parts: Carburetor Repair Kits	109
Industrial: Cooling System	103	Fuel Tank & Related: Fuel Pumps	109
Water Pump & Manifolds: Water Pumps	103	Fuel Tank & Related: Fuel Sending Units	109
<b>Massey Ferguson®</b>	<b>104</b>	Fuel Tank & Related: Fuel Tanks & Parts	109
Industrial: 2 Wheel Drive Front Axle and Steering	104	Industrial: Hydraulics / Remotes	110
Hubs & Related: Caps, Bolts, Clamps, Nuts	104	Hydraulics: Drives & Couplers	110
Spindles & Knees: Bushings, Bearings & Thrust Washers	104	Hydraulics: Pump Assemblies	110
Spindles & Knees: Spindles	104	Hydraulics: Repair Parts	110
Steering Arms & Tie Rods: Steering Arms	104	Industrial: Operators Station / Cab	110
Steering Arms & Tie Rods: Tie Rods & Drag Links	104	Cab / Open Station: Doors & Related	110
Steering Pumps, Motors, Gear Boxes, etc.: Power Steering Cylinders & Related	105	Console: Gauges	110
Steering Pumps, Motors, Gear Boxes, etc.: Power Steering Pumps & Related	105	Console: Steering Wheels	111
Industrial: Brakes	105	Seats: Assemblies	111
Brakes: Pedals & Related Parts	105	Seats: Cushions	111
Industrial: Cooling System	105	Industrial: Rockshaft & Hitch	111
Fan: Fans	105	Drawbar: Drawbars	111
Radiator: Hoses	105	Drawbar: Related Parts	111
Radiator: Radiators, Cores, & Tanks	105	Hitch Arms & Cylinders: Lift Arms	111
Industrial: Cooling System	106	Hitch Kits: Quick Hitches & Parts	111
Radiator: Radiators, Cores, & Tanks	106	Rockshaft: Lift Arms	111
Radiator: Related Parts	106	Industrial: Transmission / Clutch / PTO / TA	111
Thermostats: Thermostats	106	Clutch: Bearing & Bushings	111
Water Pump & Manifolds: Water Pumps	106	Clutch: Clutch Discs	112
Industrial: Drive Axles / Differentials / Front & Rear	106	Clutch: Clutch Kits	112
End	106	Clutch: Pedals & Related Parts	112
Differential: Related Parts	106	Clutch: Pressure Plates	112
		Packs: Clutch Pack Parts	112
		TA: TA Eliminating Parts	112
		Transmissions: Shafts	112
		Skid Steer / Loader: Cooling System	112
		Thermostats: Thermostats	112

## Table of Contents

### Categorized Listing

<b>McCormick®</b>	<b>113</b>
Industrial: 2 Wheel Drive Front Axle and Steering	113
Steering Arms & Tie Rods: Tie Rods & Drag Links	113
Industrial: Operators Station / Cab	113
Air Conditioning / Heating: Receiver/Driers	113
<b>Oliver®</b>	<b>114</b>
Industrial: 2 Wheel Drive Front Axle and Steering	114
Hubs & Related: Bearings & Seals	114
<b>White®</b>	<b>115</b>
Industrial: 2 Wheel Drive Front Axle and Steering	115
Steering Arms & Tie Rods: Tie Rods & Drag Links	115
Industrial: Engines & Related Parts	115
Ignition: Distributor & Related	115
Industrial: Hydraulics / Remotes	115
Hydraulics: Pump Assemblies	115
Industrial: Transmission / Clutch / PTO / TA	115
Clutch: Pressure Plates	115
Transmissions: Related Items	115

---

**Industrial: 2 Wheel Drive Front Axle and Steering**

**Hubs & Related: Hubs**

Order No: WN-70261418



Description	Retail
Hub, 6 Bolt Applications: D14, D17, D19, 170, 175, 180, 185, 190, 190XT, 200, 6060, 6070, 6080, 7000, 1600, 615, I60 Features: 4.62" Pilot Diameter, 6" Wheel Bolt Circle, Bolts Not Included 6060 (with 96" tread), 6070, 6080, 7000 (early)	\$45.00

**Spindles & Knees: Bushings, Bearings & Thrust Washers**

Order No: WN-70211743

Description	Retail
Bushing Applications: D10, D12, D14, D15, D17, D19, 170, 175, 180, 185, 190, 190XT, 200, 6060, 6070, 6080, 7000, I60, I600, 500, 600, 615 Features: D17 early with 5 bolt wheel, 6060, 6070 96" tread only, 6080, 7000, 170 Late	\$14.94

**Spindles & Knees: Spindles**

Order No: WN-1022019

Description	Retail
Spindle Applications: I-60, 615, I-600, 500, 600 Features: 8.750" Length, 1.625" Width Backhoe for LH, Forklift for RH	\$215.42

**Industrial: Body & Sheet Metal**

**Decals / Emblems: Emblems, Badges, & Moldings**

Order No: WN-70228474



Description	Retail
Emblem Applications: C, E, E III, F, K, D10, D12, D14, D17, I40, I400, I60 Features: Steering Wheel And Grille, Die Cast, Chromed D10, D12 S/N -1950, (D14 S/N -19000, as a grille emblem only), D17 (S/N -24000, as a grille emblem only)	\$34.25

**Industrial: Cooling System**

**Water Pump & Manifolds: Water Pumps**

Order No: WN-79016821



Description	Retail
Water Pump Applications: A, B, C, CA, D10, D12, D14, D15, HD3 Features: Without Pulley, By-Pass Hole, Includes Gasket Mount (D10, D12, All Gas w/ Adjustable Pulley Not Included)	\$75.00

**Industrial: Electrical**

**Alternator: Assembly**

Order No: WN-1100583



Description	Retail
Alternator Applications: 7030, 7040, 7050, 7060, 7080 Features: 12 Volt, 72 Amp, CW, Delco	\$95.50

**Starter: Assembly**

Order No: WN-79004832



Description	Retail
Starter Applications: 180, 185, 190, 200, 7000, 7010, 7020, 8010, F, FKS, FR, G, GH, L, M, XT190, TL545 Features: 12 Volt, Diesel, Delco, Clockwise Rotation	\$391.47

**Industrial: Engines & Related Parts**

**Blocks & Components: Camshafts & Related**

Order No: WN-HC629S

Description	Retail
Camshaft, Bearing, Set Applications: F, G, L, L2, M, M2, M3, 180, 185, 190, 190XT, 200, 7000, 7010, 7020, 8010, 545, TL545, TL345B, W Features: Allis 649 Diesel, 265 & 301 Gas	\$39.25

**Blocks & Components: Connecting Rods & Related**

Order No: WN-74007700

Description	Retail
Connecting Rod Bearing Applications: 6060, 6080, TL-345B, TL-545, 545, 180, 185, 190, 190XT, 190XTIII, 200, 7000, 7010, 7020, 8010, 801, 860 Features: Standard 801, 860, 180, 185, 190 (All 2800 Ser Eng), TL-345B, TL-545, 545, 190XT, 190XTIII, 200, 7000, 7010 (All 2900 Ser Eng)	\$15.57

**Blocks & Components: Crankshafts & Related**

Order No: WN-74029500

Description	Retail
Crankshaft, Seal, Rear Applications: L2, L3, N5, N6, 210, 220, 7030, 7040, 7045, 7050, 7060, 7080, 7580, 8030, 8050, 8070, D21, 100C, 145, 145T, 150C, 200C, 45, D30, HD11, HD11B Features: Double Lip Style	\$86.50

Order No: WN-74036340

Description	Retail
Crankshaft, Seal, Front Applications: L2, L3, N5, N6, 210, 220, 7030, 7040, 7045, 7050, 7060, 7080, 7580, 8030, 8050, 8070, S21, 100C, 145, 145T, 150C, 200C, 260B, 261B, 262B, 263B, 45	\$35.50

Order No: WN-HM1620S

Description	Retail
Bearing, Main Set Applications: F2, F3, K2, 6060, 6070, 6080, HD4 Features: Standard, 4 Cylinder AC 433DT	\$108.00

**Blocks & Components: Cylinder Kits & Components**

Order No: WN-PR142

Description	Retail
Piston Rings Applications: 6060, 6080, TL-345B, TL-545, 545, 180, 185, 190, 190XT, 190XTIII, 200, 7000, 7010, 7020, 8010, 801, 860 Features: 4 Ring Set 801, 860, 180, 185, 190 (All 2800 Ser Eng), TL-345B, TL-545, 545, 190XT, 190XTIII, 200, 7000, 7010 (All 2900 Ser Eng)	\$28.75

**Blocks & Components: Gaskets**

Order No: WN-70277087



Description	Retail
Gasket, Set, Lower With Seals Applications: 801, 860, TL-345B, TL-545, 545, 180, 185, 190, 190XT, 190XT III, 200, 6060, 6080, 7000, 7010, 7020, 8010, F Features: 2800 and 2900 Series Diesel Engines	\$221.31

**Lubrication System: Oil Pumps**

Order No: WN-H4132F041

Description	Retail
Pump, Oil Applications: Power Unit Features: 1000.4 Engine With Balancer	\$67.00

**Industrial: Electrical**

**Alternator: Assembly**

Order No: WN-6661611

Description	Retail
Alternator Applications: 753 Features: 55 Amp	\$121.00


**Industrial: Operators Station / Cab**

**Cab / Open Station: Glass**

Order No: WN-6655327

Description	Retail
 Top Windshield Applications: 220, 225, 231	\$49.00


Order No: WN-6664573

Description	Retail
 Lower Door Glass Applications: 320, 322, 325, 328, 331, 334, 337, 341 Features: Mini Excavator	\$45.00

Order No: WN-6664574

Description	Retail
 Upper Door Glass Applications: 320, 322, 325, 328, 331, 334, 337, 341 Features: Mini Excavator	\$75.00

Order No: WN-6667195

Description	Retail
 Windshield Glass Applications: 320, 322, 325, 328, 331, 334, 337, 341 Features: Mini Excavator	\$132.00


Order No: WN-6667595

Description	Retail
 RH Window Upper Glass Applications: 320, 322, 325, 328, 331, 334, 337, 341 Features: Mini Excavator	\$75.00


Order No: WN-6805470

Description	Retail
 Upper Door Glass Applications: 320, 322, 325, 328, 331, 334, 337, 341 Features: Mini Excavator	\$75.00


Order No: WN-6805471

Description	Retail
 Lower Door Glass Applications: 320, 322, 325, 328, 331, 334, 337, 341 Features: Mini Excavator	\$39.00


Order No: WN-6811918

Description	Retail
 Upper Flat Windshield Glass Applications: 319, 320, 321, 322, 323, 324, 328, 329, 331, 334, 335, 337, 341, E14, E16 Features: For Canopy Cab, Mini Excavator	\$34.00

Order No: WN-6817370


Description	Retail
 Upper Curved Windshield Glass Applications: 319, 320, 321, 322, 323, 324, 324, 328, 329, 331, 334, 335, 337, 341, E14, E16 Features: For Cab Models, Mini Excavator	\$49.00

Order No: WN-6908786


Description	Retail
 Roof Top Glass Applications: T2250, T2556, T2566, T3571, T3571L, T35100, T35100L, T35100SL, T35120L, T35120SL, T40140, T40170, V417, V518, V623, V638, V723, VR518, VR530C, VR638, VR723	\$73.00

T35120L, T35120SL, T40140, T40170, V417, V518, V623, V638, V723, VR518, VR530C, VR638, VR723


Order No: WN-6908788

Description	Retail
 RH Window Glass Applications: T2250, T2556, T2566, T3571, T3571L, T35100, T35100L, T35100SL, T35120L, T35120SL, T40140, T40170, V417, V518, V623, V638, V723, VR518, VR530C, VR638, VR723	\$125.00

Order No: WN-6908791

Description	Retail
 Lower Door Glass Applications: T2556, T2566, T3571, T3571L, T35100, T35100SL, T35120L, T35120SL, T40140, T40170	\$105.00


Order No: WN-6908792

Description	Retail
 Upper Door Glass Applications: T2250, T2556, T2566, T3571, T3571L, T35100, T35100L, T35100SL, T35120L, T35120SL, T40140, T40170	\$159.00


Order No: WN-7006014

Description	Retail
 Lower Door Glass Applications: E60, E62, E63, E80, E85 Features: Mini Excavator	\$35.00


Order No: WN-7022731

Description	Retail
 RH Front & Rear Glass Applications: E25, E26, E32, E32I, E35, E35I, E42, E45, E50, E55 Features: Sliding, 3/16" Thick	\$35.00


Order No: WN-7102991

Description	Retail
 Rear Window Glass Applications: 319, 320, 321, 322, 323, 324, 324, 328, 329, 331, 334, 335, 337, 341, E14, E16 Features: Mini Excavator	\$95.00


Order No: WN-7166468

Description	Retail
 RH Side Window Applications: E25, E26, E32, E32I, E35, E35I, E42, E45, E50, E55 Features: Fixed, Mini Excavator	\$19.00


Order No: WN-7170287

Description	Retail
 LH Rear Side Glass Applications: E25, E26, E32, E32L, E35, E35L, E42, E45, E50, E55 Features: Mini Excavator	\$39.00


Order No: WN-7170289

Description	Retail
 Lower Door Glass Applications: E25, E26, E32, E32I, E35, E35I, E42, E45, E50, E55	\$45.00

Order No: WN-7170290

Description	Retail
 Upper Door Glass Applications: E25, E26, E32, E32I, E35, E35I, E42, E45, E50, E55 Features: Mini Excavator	\$66.25

Order No: WN-7179045

Description	Retail
 Front Lower Windshield Applications: E25, E26, E32, E32I, E35, E35I,	\$57.25


Bobcat®

**Industrial: Operators Station / Cab**  
**Cab / Open Station: Glass**  
**Order No: WN-7179045**  
 E42, E45, E50, E55  
 Features: Mini Excavator


**Skid Steer / Loader: Brakes**  
**Brakes: Brake Related Parts**  
**Order No: WN-6557747**

Description	Retail
 Brake Pad Applications: 630, 631, 632 Features: Packs of 2, Priced Individually	\$12.00


**Order No: WN-6559237**

Description	Retail
 Brake Disc Applications: 730, 731, 732, 741, 742, 743, 843, 973, 1213	\$95.00

**Skid Steer / Loader: Cooling System**  
**Oil Coolers: Engine Oil Coolers**  
**Order No: WN-6667896**

Description	Retail
 Cooler, Hydraulic Applications: 863, 864, 873, T200	\$425.00


**Order No: WN-7009254**

Description	Retail
 Cooler, Hydraulic Applications: 510, 530, 550, 570, 590, 630, 650	\$325.00


**Radiator: Radiators, Cores, & Tanks**  
**Order No: WN-6666384**

Description	Retail
Radiator Applications: 751, 753, 753C, 753F, 753G, 753H, 753L, 763, 763H, 773 Features: Core Size 26-1/8"H, 12"W, 2-5/8"D	\$400.00


**Order No: WN-6684367**

Description	Retail
 Radiator Applications: 773T, A300, S220, S250, S300, S330, T250, T300, T320 Features: Includes Shroud	\$509.00


**Order No: WN-6686077**

Description	Retail
 Radiator Applications: S150, S150G, S160, S160G, S175, S185, S205, T180, T180G, T190, TB85, TB90, TB100, TB110, TB120	\$305.00


**Order No: WN-7025103**

Description	Retail
 Radiator Applications: S750, S770, T750, T770, T870	\$450.00


**Order No: WN-7025105**

Description	Retail
 Radiator Applications: S850, S870	\$525.00


**Order No: WN-7025613**

Description	Retail
 Radiator Applications: S510, S530, S550, S570, S590, S630, S650, T590, T630, T650	\$475.00


**Water Pump & Manifolds: Water Pumps**  
**Order No: WN-6599948**

Description	Retail
 Water Pump Applications: 843 Features: Includes Gasket Mount 843 (SN 13001-)	\$60.00

**Order No: WN-6652753**

Description	Retail
 Water Pump Applications: 443, 443B, 453, 543, 543B, 553 Features: Includes Gasket Mount 543 (SN 12001->)	\$53.00


**Order No: WN-6653941**

Description	Retail
 Water Pump Applications: S175, S185, 643, 645, 743, 743B, 743DS, 751, 751G, 753, 753G, 753L, 763, 763G, 773, 773G, S150, S160, S175, S185	\$55.00

**Order No: WN-748095M91**

Description	Retail
 Water Pump Applications: 825 Features: Less Pulley	\$60.00


**Skid Steer / Loader: Fuel System**  
**Fuel Tank & Related: Fuel Pumps & Parts**  
**Order No: WN-15263-52030**

Description	Retail
 Fuel Pump Applications: 743, 643, 443, 453, 645, 553, 220 Features: B1550 Kubota	\$45.00


**Skid Steer / Loader: Hydraulics / Remotes**  
**Hydraulics: Pump Assemblies**  
**Order No: WN-6650678**

Description	Retail
 Hydraulic Pump Applications: 753, 773, 763, 751, 753, 653 Features: 5/8" 9 Splines,	\$225.00


**Order No: WN-6672513**

Description	Retail
 Hydraulic Gear Pump Applications: 751, 751G, 753, 753G, 763, 763G, 773 Features: 751 S/N 515611136-, 753 S/N 508695348-, 763 S/N 512229817763-, 773 S/N 509616792-509634999)	\$295.00


**Hydraulics: Related Parts**  
**Order No: WN-6539808**

Description	Retail
 Hydraulic, Cylinder, Bucket Applications: 843 Features: Tilt Cylinder	\$495.00


**Order No: WN-6586991**

Description	Retail
 Hydraulic, Cylinder, Bucket Applications: 853 Features: Tilt Cylinder	\$525.00

**Order No: WN-6804630**

Description	Retail
 Hydraulic, Cylinder, Bucket Applications: 763, 773, 753G Features: Tilt Cylinder 773 SN 509616001-509629999 and 509635001-	\$475.00

**Order No: WN-6804674**


Description	Retail
 Hydraulic, Cylinder, Bucket Applications: 863 Features: Tilt Cylinder	\$495.00

Bobcat®

**Skid Steer / Loader: Hydraulics / Remotes**

**Hydraulics: Related Parts**


Order No: WN-6804692

 Description	Retail
Hydraulic, Cylinder, Bucket Applications: 751, 753 Features: Tilt Cylinder	\$480.00


**Skid Steer / Loader: Operators Station / Cab**

**Cab / Open Station: Glass**


Order No: WN-6691001

 Description	Retail
LH Rear Side Glass Applications: 763, 773, 863, 864, 873, 883, 963, A220, A300, S100, S130, S160, S175, S185, S205, S220, S250, S300, S330, T110, T140, T180, T190, T200, T250, T300, T320 Features: Mini Excavator	\$49.00


Order No: WN-6691003

 Description	Retail
RH Rear Side Glass Applications: 763, 773, 863, 864, 873, 883, 963, A220, A300, S100, S130, S160, S175, S185, S205, S220, S250, S300, S330, T110, T140, T180, T190, T200, T250, T300, T320 Features: Mini Excavator	\$49.00

Order No: WN-6717874

 Description	Retail
Rear Window Glass Applications: 751, 753, 763, 773, 863, 864, 873, 883, 963, A220, A300, S100, S130, S150, S160, S175, S185, S205, S220, S250, S300, T180, T190, T200, T250, T300, T320 Features: 753 SN 515830001- also SN 51622001	\$57.00


Order No: WN-6729776

 Description	Retail
Cab Glass Door Tinted Applications: A220, S175, S185, T190, T200, 751G, 753G, 763G, 773G, 863G, 864G, 873G, 883, 963G, T110, T140, T180, T190, T250, T300, T320 Features: A=10.5", B=26", C=26.375", D=9", E=10", F=7", G=10.5" 1" Wiper Motor Hole	\$106.25

**Tractor: Operators Station / Cab**

**Seats: Assemblies**

Order No: WN-6598809

 Description	Retail
Seat, Assembly Applications: 463, 540, 542, 543, 553, 641, 642, 643, 645, 653, 741, 742, 743, 751, 753, 863, 843, 853, 863, 873, 943, 953, 963, 1600, 2000, 2400, 2410, A220 Features: Black, Vinyl, Bucket Seat Multiple bolt patterns to fit several applications	\$71.49

Bobcat®

**Industrial: 2 Wheel Drive Front Axle and Steering**

**Hubs & Related: Bearings & Seals**

Order No: WN-B93222




Description	Retail
Wheel Bearing Kit Applications: 480C, 480D, 480ELL, 480F, 480FLL, 480LL, 570LXT, 580C, 580D, 580E, 580F, 580G, 580K, 580L, 580SD, 580SK, 580SL, 584C, 584D, 584E, 585C, 585D, 380B, 480A, 580A, 580B, 1270, 1370, 1570, 1896, 2090, 2096, 2290, 2390, 2394, 2590, 2594, 584 Features: Cups, Cones, 2 Seals	\$66.00

Order No: WN-WBKCA2

Description	Retail
Wheel Bearing Kit Applications: 380B, 480A, 580A, 580B, 730, 770, 830, 870, 930, 970, 1030, 1070, 1175, 1896, 2090, 2094, 2096, 2290, 2294, 480C, 480D, 480ELL, 480F, 480FLL, 480LL, 570LXT, 580C, 580D, 580E, 580F, 580G, 580K, 580L, 580SD, 580SK, 580SL, 584C, 584D, 584E, 585C, 585D Features: 2 Piece Seal Without Retainer, Inner / Outer Cone and Cup	\$40.58

**Hubs & Related: Hubs**

Order No: WN-A51157



Description	Retail
Hub, 8 Bolt Applications: 1070, 1175, 1270, 1896, 2090, 2094, 2096, 2290, 2294, 580CK, 7770, 870, 970, 380B, 480A, 580A, 580B Features: 1896 w/ Std Wheel Base, 2096 w/ Std Wheel Base	\$76.00
Hub, 8 Bolt Applications: 380B, 480A, 580A, 580B, 580CK	\$76.00

Order No: WN-A66759



Description	Retail
Hub, 8 Bolt Applications: 1270, 1370, 1570, 1896, 2096 Long Wheel Base, 2390, 2394, 2590, 2594	\$135.00

**Spindles & Knees: Bushings, Bearings & Thrust Washers**

Order No: WN-25820

Description	Retail
Bearing, Race Applications: 730, 770, 830, 870, 930, 970, 1030, 1070, 1175, 1896, 2090, 2094, 2096, 2290, 2294, 380B, 480A, 580A, 580B	\$5.76

**Steering Arms & Tie Rods: Tie Rods & Drag Links**

Order No: WN-126144A1



Description	Retail
Tie Rod, Outer Applications: 580SK Features: Left Hand Thread, 8", M24 X 1.5, MFWD 580SK MFWD Axle	\$75.00

Order No: WN-126145A1



Description	Retail
Tie Rod, Outer Applications: 580SK MFWD Axle Features: Right Hand Thread, 8", M24 X 1.5, MFWD	\$75.00

Order No: WN-A28419



Description	Retail
Tie Rod End Outer Applications: W5, 1030 DOM, 500LK, 680CK, 730 EH, DOM, 830 EH, 930 CK Wester Features: A= 3.5", B= 0.812", 18 RH Thread W5, 1030 DOM s/n -8332878, 500LK, 680CK, 730 EH, DOM s/n -8332878, 830 EH, DOM s/n -8332878, 930 CK Wester, DOM s/n -8339078	\$25.00

Order No: WN-A35567

Description	Retail
Tie Rod, Tube Applications: 430CK, 480B, 480CK, 530CK, 580 Features: 36-3/4" Long, 1" OD, Used with 6 Bolt Hubs	\$44.44

Order No: WN-A40962



Description	Retail
Tie Rod End Applications: 480B, 480C, 480CK, 480D, 480E, 480F, 480LL, 530CK, 580B, 580B ROAD RUNNER, 580BCK, 580C, 580CK, 580D, 580 Super E, 580F, 580SD, 584C, 584D, 584E, 585C, 585D, 585E, 586C, 586D, 586E, 760, 860, 1394 Features: A= 2.19", B= 0.687", 18 RH Thread 480LL w/ Std/Long Axles w/ Std Wheel Base, 580B Road Runner	\$14.00

Order No: WN-A40963



Description	Retail
Tie Rod, End Applications: 480B, 480CK, 530CK, 580B, 580CK Features: 2.44" Long, 0.687" Female RH Threads 480B s/n -8435171, 580B s/n -8741258	\$11.00

Order No: WN-D88491



Description	Retail
Tie Rod End Applications: 480D, 480E, 480LL, 580, 580C, 580D, 580F, 580G, 580SE, 584D, 584E, 585D, 585E, 586D, 586E, 586FL Features: A= 3.75", B= 0.875", 18 NF RH Thread (480D, 480E, 480LL, 580, 580C, 580D, 580F, 580G, 580SE, 584D, 584E, 585D, 585E, 586D, 586E, 586FL, All 2WD)	\$18.00

Order No: WN-D88492



Description	Retail
Tie Rod End Applications: 480E, 480LL, 580C, 580D, 580F, 580G, 580SD, 580SE, 584D, 584E, 585D, 585E, 586D, 586E, 586FL Features: A= 3.75", B= 0.875", 18 NF LH Thread All 2 Wheel Drive	\$18.00

Order No: WN-G45368



Description	Retail
Tie Rod End Applications: STW16, W110, 200B, 300B, 400B, 430, 430CK, 480B, 480CK, 530, 530CK, 580B Road Runner, 580CK, 630 Features: A= 3.125", B= 0.687", 18 RH Thread STW16 Roller, W110 Roller	\$12.00

Order No: WN-G45369



Description	Retail
Tie Rod End LH Applications: 200B, 300, 400, 430, 530, 630, 430CK, 480B, 480CK, 530CK, 580B, 580CK Features: A= 3.125", B= 0.687", 18 LH Thread 580B Road Runner	\$15.00

Order No: WN-K908071



Description	Retail
Tie Rod, Outer Applications: 1190, 1194, 1290, 1294, 1390, 1394, 1490, 380CK Features: A= 3.75", B= 0.75", 20 NF RH Thread	\$21.00

**Industrial: Brakes**

**Brakes: Cylinders**

Order No: WN-A51976

**Industrial: Brakes**

**Brakes: Cylinders**

Order No: WN-A51976



Description	Retail
Brake, Cylinder, Slave Applications: 4494, 4694, 4894, 480B, 480C, 480D, 580, 580B, 580C, 580D Features: 7/8"	\$54.75

**Industrial: Cooling System**

**Radiator: Radiators, Cores, & Tanks**

Order No: WN-A171080



Description	Retail
Radiator Applications: 480E, 480E-LL, 480F, 480F-LL, 580SE, 584E, 585E, 586E, 590E Features: 19.5" H x 20.25" W, 3 Rows Outlet 2-1/4"	\$460.00

Order No: WN-A39344



Description	Retail
Radiator Applications: 430CK, 480B, 480CK, 530CK, 580B Features: 17.75" H x 18.25" W, 3 Rows 480B Construction King, 530CK Gas/Diesel Standard, 580B s/n -8685801 Standard with Mechanical Shuttle/Hydraulic	\$320.00

Order No: WN-A39345



Description	Retail
Radiator Applications: 430, 530, 530CK, 580B, 580CK Features: with Oil Cooler, 17.75" H x 18.25" W, 3 Rows 530CK Gas w/Torque Conv, 530CK Diesel w/ Case o Matic, 580B Gas & Diesel w/Power Shuttle, 580CK s/n -8685801 Power Shuttle	\$500.00

Order No: WN-D89103



Description	Retail
Radiator Applications: 580C Features: 18" H x 17.75" W, 3 Rows 580C w/ Shroud	\$395.00

**Thermostats: Thermostats**

Order No: WN-11C16



Description	Retail
Thermostat Applications: 430CK, 480B, 480C, 530CK, 580B, 580CK, 580D, 580SD, 680, 680E, 780B, 1835, 1845, 1845B, 1845S, 770, 870, 930, 970, 1030, 1070, 1090, 1170, 1175, 1270, 1370, 1470, 1570, 2090, 2094, 2290, 2294, 2390, 2394, 2470, 2590, 2594, 2670, 3294, 3394, 4490, 4494, 4690, 4694, 4890 Features: 180 Degree	\$8.86

**Water Pump & Manifolds: Water Pumps**

Order No: WN-A153454



Description	Retail
Water Pump Applications: A284, A301D, W7, W9A, 730, 830 Features: No Pulley, Shaft Extends 2-1/2" Beyond Bearing	\$129.00

Order No: WN-A24809



Description	Retail
Water Pump Applications: W9, 930, 970 Features: w/o Pulley For 3 Groove Pulley Includes Mounting Gasket, Shaft Extends 2-1/2" Beyond Bearing	\$126.00

**Industrial: Drive Axles / Differentials / Front & Rear End**

**Axle: Related Parts**

Order No: WN-A61449

Description	Retail
Axle, Seal, Outer Applications: 480C, 180D, 180E, 580C, 580D, 584, 586, 590 680E, 680G, 680H, 1270, 1370, 1570, 1896, 2090 (LATE S/N), 2096, 2390, 2394, 2590, 2594	\$11.92

**Differential: Ring Gear & Pinions**

Order No: WN-A50997RIVETS



Description	Retail
Ring Gear and Pinion, Rivet Set Applications: 200B, 300, 300B, 310, 430, 440, 470, 480B, 530, 570, 580, 580B, VAC Features: Quantity 12	\$29.00

**Industrial: Electrical**

**Alternator: Assembly**

Order No: WN-133745A1



Description	Retail
Alternator Applications: 1838, 6010 Features: 12V, CW Rotation, 40 Amp, V1, IF, IR, Denso	\$99.50

**Starter: Assembly**

Order No: WN-028000-5880

Description	Retail
Starter Applications: 480D, 480LL, 580C, 580D, 580 Super D Features: 12 Volt, Diesel, Nippondenso, 13 Tooth Pinion, Clockwise Rot Ford Diesel Trucks	\$172.00

Order No: WN-126895A1



Description	Retail
Starter Applications: 560, 6010, 1838 Features: 12V, 9 Teeth, CW Rotation, 2.0 KW	\$130.00

Order No: WN-SL-148



Description	Retail
Starter, Solenoid Applications: 238, 276, 354, 374, 384, 434, 444, B414, 275, 3434 Features: For Lucas Starters	\$30.99

**Starter: Solenoid**

Order No: WN-SDR6003



Description	Retail
Solenoid, Switch Applications: 800, 970, 1070, 1175, 1370, 1570, 680CK, W7	\$26.25

Order No: WN-SDR6006



Description	Retail
Solenoid Applications: 870, 970, 1070, 1090, 1175, 1270, 1370, 1570, W14 Features: Use WN-SDR6006	\$31.25

**Industrial: Engines & Related Parts**

**Blocks & Components: Camshafts & Related**

Order No: WN-A153521



Description	Retail
Camshaft, 4 Cylinder, Diesel Applications: 580 Series Using D188 & D207 Engines Features: 188 CID And 207 CID	\$210.00

**Blocks & Components: Connecting Rods & Related**

Order No: WN-A27846



Description	Retail
Piston, Wrist Pin, Bushing Applications: 400, 400 Super, 730, 740, 830,	\$14.00

Case®



**Industrial: Engines & Related Parts**


**Blocks & Components: Connecting Rods & Related**

**Order No: WN-A27846**


840, 900, 930, 940, 970, W8B, W8C, W9B, W9C, W10B, W10C  
 Features: For 1.358" Pin in 251, 284, 377 Gas or A267D, A401D Diesel

**Blocks & Components: Crankshafts & Related**

**Order No: WN-A144011**

Description	Retail
 Crankshaft, 4 Cylinder, Diesel Applications: 450B, 580C Features: 207 C.I.D. Engine, No Splines, Non Turbo	\$665.00

**Order No: WN-G11183**

Description	Retail
 Crankshaft Applications: 350, 351, 430, 441, 445, 470, 480, 530, 540, 541, 545, 570, 600B, 610B, 611B, 614B, W3, W5, 1737, 1835, 1845, 1845B, 1845S, 310D, 310E, 310F, 310G, 420C, 430CK, 480B, 480CK, 480, 530CK, 580B, 580CK, 580 Features: 2.061" Std Rod, 2.624" Std Main, Double Keyway Snout (350, 351, 430, 441, 445, 470, 480, 530, 540, 541, 545, 570, 600B, 610B, 611B, 614B all 614B w/ 148B, 159, 164 CI gas engines, Years 1960-), (W3, W5, 1737, 1835, 1845, 1845B, 1845S, 310D, 310E, 310F, 310G, 420C, 430CK, 480B, 480CK, 480, 530CK, 580B, 580CK, 580 all 148B, 159, 164 CI gas engines, Years 1960-)	\$750.00

**Order No: WN-HM596S-10**

Description	Retail
Bearing, Main Set Applications: 530, 530CK, 540, 540C, 541, 541C, 570 Features: .010 Oversized, With G159 Gas Engines	\$138.00

**Blocks & Components: Gaskets**

**Order No: WN-FS3122**


Description	Retail
Gasket, Overhaul Set Applications: 200B, 210B, 211B, 300, 300B, 310, 310B, 310C, 320, 320B, 420, 420B Features: 126 & 148 Gas	\$111.00

**Order No: WN-G46872SET**

Description	Retail
Manifold, Exhaust, Gasket Set Applications: 430, 530, 470, 570, 480, 480B, 480C, 480D, 480LL, 580, 580B, 580C, 580D, W3, W5A, W11, 310E, 310F, 310G, 350, 350B, 420C, 450, 450B, 580, 584, 584C, 584D, 585C, 585D, 586C, 586D, 1700, 1835, 1845, 1845S Features: Includes Manifold & Outlet Gaskets, 188 & 207 Diesel Engines 1700, 1835, 1845, 1845S (all with 188 or 207 Diesel)	\$33.25

**Blocks & Components: Manifolds**

**Order No: WN-A39233**

Description	Retail
 Manifold, 4 Cylinder, Diesel, Exhaust Applications: 310E, 310F, 310G, 350, 350B, 420C, 430, 450, 470, 480, 480B, 480C, 480D, 480LL, 530, 570, 580B, 580C, 580D, 584, 584C, 585C, 585D, 586C, 586D, 350, 430, 470, 480, 530, 570, 584, 630 Features: For 188 and 207 Diesel Engines	\$160.00

**Order No: WN-G2022**

Description	Retail
Elbow, Exhaust	\$58.25

Applications: 300 Case, 320B, 400B, 420B, 420BD

**Cylinder Heads: Bolts**

**Order No: WN-HE3920779**

Description	Retail
Cylinder Head, Bolt Applications: W14B, B Series Cummings Engines Features: 2.6875" Long	\$4.00

**Order No: WN-HE3920780**


Description	Retail
Cylinder Head, Bolt Applications: W14B, B Series Cummings Engines Features: 4.625" Long	\$5.00

**Order No: WN-HE3920781**

Description	Retail
Cylinder Head, Bolt Applications: W14B, B Series Cummings Engines Features: 7.00" Long	\$8.75

**Cylinder Heads: Gaskets**

**Order No: WN-A189543**

Description	Retail
 Gasket, Cylinder Head, Set Applications: 320, 430, 440, 470, 530, 540, 570, 630, 640, 1740, 1835, 1835B, 1845, 1845B, 1855, 310D, 310E, 310F, 310G, 350, 350B, 420, 420B, 420C, 430, 450 Features: 188 & 207 CID Diesel Engines	\$75.75

**Order No: WN-HS3273Y**

Description	Retail
Gasket, Cylinder Head, Set Applications: 680, 680B, 680K, 700, 750 Features: 267 Diesel	\$111.00

**Order No: WN-HS3480W**

Description	Retail
Gasket, Cylinder Head, Set Applications: 475, 475C, 680C, 850, W7E Features: 301B Engine 850 S/N 7073471-	\$183.00

**Order No: WN-HS4068**

Description	Retail
Gasket, Cylinder Head, Set Applications: W14B, B Series Cummings Engines	\$90.50

**Cylinder Heads: Valves & Related**

**Order No: WN-HEA38423**

Description	Retail
Cylinder Head, Valve, Exhaust Applications: 320, 430, 440, 470, 530, 540, 570, 630, 640, 310D, 310E, 310F, 310G, 350, 350B, 420, 420B, 420C, 450, 450B, 455B, 480, 480B, 480C, 480D, 580, 580B Features: 188 & 207 Diesel	\$14.00

**Flywheels & Ring Gears: Pilot Bearings**

**Order No: WN-K19167**


Description	Retail
Bearing, Pilot Applications: 380, 996, 1190, 1194, 1290, 1294, 1390, 1394, 1490, 1494, 1594, 1690 Features: 0.876" I.D., 2" O.D., 0.561" Wide	\$22.47

**Industrial: Fuel System**

**Injection Pumps & Related: Injection Pumps**

**Order No: WN-87420953**

**Industrial: Fuel System**  
**Injection Pumps & Related: Injection Pumps**  
 Order No: WN-87420953

Description	Retail
 Fuel Pump Shut Off Applications: CX130, 521D, 821C Features: Solenoid Assembly, 24 Volt Engine Cummins 4BT	\$85.00

**Injection Pumps & Related: Injectors**  
 Order No: WN-A140829

Description	Retail
Injector Applications: 430, 530, 480, 480B, 480C, 480D, 580, 580B, 5840, 585D, 586D, 1740, 1835, 1835B, 1845, 1845B, 1845S Features: 188 & 207 CID Engines, Check Serial Number Breaks	\$36.00

**Industrial: Hydraulics / Remotes**  
**Hydraulics: Pump Assemblies**  
 Order No: WN-L26895

Description	Retail
Hydraulic Pump Assembly Applications: W18, W18B, W20, W20B, W20C, W24	\$1,336.00


**Hydraulics: Repair Parts**  
 Order No: WN-G105545

Description	Retail
Seal, Kit Applications: 680G Features: For Swing Cylinder	\$43.50


**Order No: WN-G105546**

Description	Retail
Hydraulic, Cylinder, Seal Kit Applications: 680G Features: For Loader Cylinder	\$65.00

**Industrial: Operators Station / Cab**  
**Air Conditioning / Heating: Receiver/Driers**  
 Order No: WN-804-349

Description	Retail
 Air Conditioner, Receiver Dryer Applications: 770, 870, 970, 1070, 1090, 1170, 1175, 1270, 1294, 1370, 1394, 1490, 1494, 1570, 1594, 1690, 1896, 2090, 2094, 2096, 2290, 2294, 2390, 2394, 2470, 2590, 2594, 2670, 2870, 3294, 4490, 4494, 4690, 4694, 4890, 4894, 4994, 580D, 580, 580K, 580SD, 580SE, 680H, 680K, 780B, 780C Features: 10-1/8" x 2-3/4" Diameter, Dual 3/8" MO Fittings Additional Applications: 2870, 3294, 3394, 3594, 4490, 4494, 4690, 4694, 4870, 4894, 4994	\$26.00


**Order No: WN-804-464**

Description	Retail
 Air Conditioner, Receiver Drier, R12/R134A Applications: 521D, 621, 721 Features: 7.9" x 4" Diameter, 3/8" Female x 3/8" Male Fittings	\$32.00


**Seats: Assemblies**  
 Order No: WN-7686

Description	Retail
Seat, Assembly Applications: 2626B, 480C, 480D, 480E, 480ELL, 480F, 480FLL, 580C, 580CK, 580CKB, 580D, 580 Super D, 584C, 584D, 584E, 585C, 585D, 585E, 586C, 586D, 680CK Features: Black, Heavy-Duty Vinyl, Bucket-Style Additional Applications: 586E, 680G, 680H, 780, 780B	\$521.00


**Industrial: Transmission / Clutch / PTO / TA**  
**Clutch: Bearing & Bushings**  
 Order No: WN-K620153

Description	Retail
 Bearing, Throwout Applications: 380, 996, 1190, 1194, 1290, 1294, 1390, 1394, 1490, 1494, 1594, 1690 Features: 2.764" I.D., 4.05" O.D. Wide Sealed	\$61.51

**Order No: WN-N1171**

Description	Retail
 Bearing, Throwout Applications: 310E, 480CK, 840, 350, 400, 411, 430, 440, 470, 480, 500, 530, 531, 540, 541, 570, 574, 580, 630, 634, 640, 770, 800, 830, 870 Features: Greasable, 2-1/4" I.D.	\$34.03


**Clutch: Clutch Discs**  
 Order No: WN-1997844C1

Description	Retail
 Disc, Clutch Applications: 430, 440, 470, 480, 480B, 480C, 480CK, 530, 570, 580, 580B, 580C, 580CK, 634, 640 Features: 11", 21 Splines, 1-3/8" Hub, 4 Pads (Rockford Design) 430 Diesel s/n 8297801-8650135, 470 s/n 8656925-, 530 s/n 8297801-8656925	\$134.44


**Transmissions: Shafts**  
 Order No: WN-L32399

Description	Retail
Shaft, Transmission Pump Drive Applications: W20B	\$807.00


**Skid Steer / Loader: Cooling System**  
**Radiator: Radiators, Cores, & Tanks**  
 Order No: WN-126522A1

Description	Retail
 Radiator Applications: 1838 Features: 3 Rows of Tubes, 5 Fins per Inch, For Diesel Engines	\$475.00


**Order No: WN-301877A2**

Description	Retail
 Radiator Applications: 1840, 1845C Features: Diesel, 20" Wide, 19.312" High	\$499.00


**Order No: WN-386913A2**

Description	Retail
 Radiator Applications: 60XT, 70XT Features: 20 3/16" x 19 1/8" x 4, Copper/Brass, No Oil Cooler	\$916.00

**Order No: WN-A190749**

Description	Retail
 Radiator Applications: 1835C Features: Core: 19-1/4" W, 19-3/8" H, 3 rows of fins, 8 fins/inch 1835C w/ Gas or Diesel Engine	\$445.00

**Thermostats: Thermostats**  
 Order No: WN-11C16

Description	Retail
 Thermostat Applications: 430CK, 480B, 480C, 530CK, 580B, 580CK, 580D, 580SD, 680, 680E, 780B, 1835, 1845, 1845B, 1845S, 770, 870, 930, 970, 1030, 1070, 1090, 1170, 1175, 1270, 1370, 1470, 1570, 2090, 2094, 2290, 2294, 2390, 2394, 2470, 2590, 2594, 2670, 3294, 3394, 4490, 4494, 4690, 4694, 4890	\$8.86


Case®

**Skid Steer / Loader: Cooling System**

**Thermostats: Thermostats**  
**Order No: WN-11C16**  
 Features: 180 Degree


**Water Pump & Manifolds: Water Pumps**

**Order No: WN-A146584**


	Description	Retail
	Water Pump Applications: 320, 430, 440, 450, 470, 530, 540, 570, 630, 640, 1735, 1740, 1835, 1837, 1845, 1855, 310D, 310E, 310F, 310G, 350, 420, 450, 480, 580, 584C, 585C	\$56.00

**Skid Steer / Loader: Drive Axles / Differentials / Front & Rear End**

**Axle: Planetary Related Parts**  
**Order No: WN-D64228**

	Description	Retail
	Break Latch Pin Applications: 1818, 1825, 1825B, 1835, 1835B, 1835C, 1838, 1840, 1845, 1845B, 1845C, 1845S Features: Package of 2 Priced Individually	\$15.00

**Order No: WN-D76529**


	Description	Retail
	Sprocket, Chain Drive Applications: 1845, 1845B, 1845C, 1845S Features: 41 Teeth, 12 Teeth, 12 Teeth	\$160.00

**Order No: WN-H435243**

	Description	Retail
	Sprocket, Chain Drive Applications: 1835C, 1838, 1840 Features: Front Park Brake Sprocket	\$145.00


**Skid Steer / Loader: Electrical**

**Alternator: Assemblies**  
**Order No: WN-133745A1**

	Description	Retail
	Alternator Applications: 1838, 6010 Features: 12V, CW Rotation, 40 Amp, V1, IF, IR, Denso	\$99.50

**Starter: Assemblies**

**Order No: WN-126895A1**

	Description	Retail
	Starter Applications: 560, 6010, 1838 Features: 12V, 9 Teeth, CW Rotation, 2.0 KW	\$130.00

**Order No: WN-128000-0215**

	Description	Retail
	Starter Applications: 1840, 1845, 75XT, 85XT, 90XT, 95XT Features: 12 Volt, CW, 13 Tooth, Nippondenso	\$180.00

**Skid Steer / Loader: Engines & Related Parts**

**Blocks & Components: Gaskets**  
**Order No: WN-G46872SET**

	Description	Retail
	Manifold, Exhaust, Gasket Set Applications: 430, 530, 470, 570, 480, 480B, 480C, 480D, 480LL, 580, 580B, 580C, 580D, W3, W5A, W11, 310E, 310F, 310G, 350, 350B, 420C, 450, 450B, 580, 584, 584C, 584D, 585C, 585D, 586C, 586D, 1700, 1835, 1845, 1845S Features: Includes Manifold & Outlet Gaskets, 188 & 207 Diesel Engines 1700, 1835, 1845, 1845S (all with 188 or 207 Diesel)	\$33.25


**Blocks & Components: Turbos**

**Order No: WN-J804960**

	Description	Retail
	Turbo Charger Applications: 90XT, 95XT	\$595.00

**Lubrication System: Oil Pumps & Drive Parts**

**Order No: WN-A38372**

	Description	Retail
	Oil Pump Applications: 430, 530, 470, 570, 1700, 1835, 1835B, 1845, 1845B, 1845S Features: For Case 188 Diesel Engine (430, 530 both S/N 8297801-8650135), (470, 570 both S/N 8656925-)	\$372.00

**Skid Steer / Loader: Fuel System**

**Carburetors & Parts: Carburetor Parts**

**Order No: WN-ABC452**

	Description	Retail
	Carburetor, Float Applications: 300B, 400B, 430, 470, 480, 480B, 500B, 530, 570, 580, 580B, 600B, 630, 770, 870, W5A, W7E, 1845 Features: Zenith Carb: 11588, 12217, 12232, 12509, 12534, 12548, 12685, 13108	\$33.50

**Injection Pumps & Related: Injectors**

**Order No: WN-A140829**

	Description	Retail
	Injector Applications: 430, 530, 480, 480B, 480C, 480D, 580, 580B, 5840, 585D, 586D, 1740, 1835, 1835B, 1845, 1845B, 1845S Features: 188 & 207 CID Engines, Check Serial Number Breaks	\$36.00

**Skid Steer / Loader: Hydraulics / Remotes**

**Hydraulics: Pump Assemblies**

**Order No: WN-87442244**

	Description	Retail
	Hydraulic Gear Pump Applications: 40XT, 60XT, 70XT, 75XT	\$565.00

**Skid Steer / Loader: Operators Station / Cab**

**Cab / Open Station: Glass**

**Order No: WN-86988662**


	Description	Retail
	Windshield Applications: 435, 445, 450, 450CT, 465 Features: 435 S/N -N7M425032, 445 S/N -N7M454787, 450 S/N -N8M458415, 450CT S/N -N7M464019, 465 S/N -N7M452623	\$77.66

Case®

**Industrial: Electrical**

**Alternator: Assembly**

Order No: WN-ABO209

 Description	Retail
Alternator Applications: 416B, 426B Features: Bosch, 12 Volt, 95 Amp, CW	\$171.04

**Starter: Assembly**

Order No: WN-1990456

Description	Retail
Starter Applications: 825C, 825G, 826C, 826G, 3406, 3408, 3412, 3508, 3512, 3516 Features: 24V, 11 Tooth, Clockwise Rotation	\$355.00

Order No: WN-SND0400

Description	Retail
Starter Applications: LP Gas Forklifts Features: 12 Volt, 10 Tooth, Clockwise Rotation	\$123.00

**Industrial: Engines & Related Parts**

**Mufflers & Components: Mufflers**


Order No: WN-CAT20153

Description	Retail
Muffler Applications: D6 Features: 3" Inlet & Outlet, 12" Long, 8" Dia. Body	\$102.00

**Industrial: Operators Station / Cab**

**Air Conditioning / Heating: Compressors**

Order No: WN-3E1908

 Description	Retail
Air Conditioner, Compressor Applications: 65B, 65C, 65D, 65E, 75, 75C, 75D, 75E, 85C, 85D, 95E	\$379.67

Caterpillar®

<b>Combine: Choppers &amp; Spreaders</b>	
<b>Chopper: Assembly</b>	
<b>Order No: WI-RK-400-010</b>	
<b>Description</b>	<b>Retail</b>
MAV Straw Chopper Applications: 480 Features: Redekop	\$9,770.00
<b>Order No: WI-RK-400-020</b>	
<b>Description</b>	<b>Retail</b>
MAV Straw Chopper Applications: 460 Features: Redekop	\$9,770.00
<b>Order No: WI-RK-400-030</b>	
<b>Description</b>	<b>Retail</b>
MAV Straw Chopper Applications: 470 Features: Redekop	\$9,770.00
<b>Order No: WI-RK-400-050</b>	
<b>Description</b>	<b>Retail</b>
MAV Straw Chopper Applications: 480R Features: Redekop	\$9,770.00
<b>Order No: WI-RK-400-060</b>	
<b>Description</b>	<b>Retail</b>
MAV Straw Chopper Applications: 460R, 470R Features: Redekop	\$9,770.00
<b>Order No: WI-RK-400-150</b>	
<b>Description</b>	<b>Retail</b>
MAV Straw Chopper Applications: 560R, 570R, 580R, 590R, 730, 740, 750, 760, 780 Features: 1420mm Rotary 560R w/ Narrow Body (1420mm), 570R w/ Narrow Body (1420mm), 580R w/ Narrow Body (1420mm), 590R w/ Narrow Body (1420mm), 730 w/ MAV Chopper (up to 60 Blades) and Narrow Body (1420mm) & Pro Chop Chopper (up to 108 blades) and Narrow Body (1420mm) & Turbo Chop Chopper (up to 88 blades) and Narrow Body (1420mm), 740 w/ MAV Chopper (up to 60 Blades) and Narrow Body (1420mm) & Pro Chop Chopper (up to 108 blades) and Narrow Body (1420mm) & Turbo Chop Chopper (up to 88 blades) and Narrow Body (1420mm) & Pro Chop Chopper (up to 108 blades) and Narrow Body (1420mm) & Turbo Chop Chopper (up to 88 blades) and Narrow Body (1420mm), 750 w/ MAV Chopper (up to 60 Blades) and Narrow Body (1420mm) & Pro Chop Chopper (up to 108 blades) and Narrow Body (1420mm) & Turbo Chop Chopper (up to 88 blades) and Narrow Body (1420mm), 760 w/ MAV Chopper (up to 60 Blades) and Narrow Body (1420mm) & Pro Chop Chopper (up to 108 blades) and Narrow Body (1420mm) & Turbo Chop Chopper (up to 88 blades) and Narrow Body (1420mm), 780 w/ MAV Chopper (up to 60 Blades) and Narrow Body (1420mm) & Pro Chop Chopper (up to 108 blades) and Narrow Body (1420mm) & Turbo Chop Chopper (up to 88 blades) and Narrow Body (1420mm)	\$11,845.00
<b>Order No: WI-RK-400-160</b>	
<b>Description</b>	<b>Retail</b>
MAV Straw Chopper Applications: 560R, 570R, 580R, 890R, 730, 740, 750, 760, 780 Features: Redekop 560R w/ Wide Body (1700mm), 570R w/ Wide Body (1700mm), 580R w/ Wide Body (1700mm), 590R w/ Wide Body (1700mm), 730 MAV Chopper (up to 60 blades) and Wide Body (1700mm) & Turo Chop Chopper (up to 88 blades) and Wide Body (1700mm) & Pro Chop Chopper (up to 108 blades) and Wide	\$11,845.00

Body (1700mm), 740 MAV Chopper (up to 60 blades) and Wide Body (1700mm) & Turo Chop Chopper (up to 88 blades) and Wide Body (1700mm) & Pro Chop Chopper (up to 108 blades) and Wide Body (1700mm), 750 MAV Chopper (up to 60 blades) and Wide Body (1700mm) & Turo Chop Chopper (up to 88 blades) and Wide Body (1700mm) & Pro Chop Chopper (up to 108 blades) and Wide Body (1700mm), 760 MAV Chopper (up to 60 blades) and Wide Body (1700mm) & Turo Chop Chopper (up to 88 blades) and Wide Body (1700mm) & Pro Chop Chopper (up to 108 blades) and Wide Body (1700mm), 780 MAV Chopper (up to 60 blades) and Wide Body (1700mm) & Turo Chop Chopper (up to 88 blades) and Wide Body (1700mm) & Pro Chop Chopper (up to 108 blades) and Wide Body (1700mm)

**Chopper: Drive**  
**Order No: WI-RK-490-010**

<b>Description</b>	<b>Retail</b>
Chopper, Slow Speed Drive Applications: 460, 460R, 470, 470R, 480, 480R Features: Redekop, for Corn/Sunflower	\$280.00

**Order No: WI-RK-490-020**

<b>Description</b>	<b>Retail</b>
Chopper Drive Kit Applications: 460 Features: Redekop, Drive Walker CSE Upgrade	\$175.00

**Chopper: Rotor & Blades**  
**Order No: WI-RK-490-200**

<b>Description</b>	<b>Retail</b>
Chopper, Blade Conversion Kit Applications: 560R, 570R, 580R, 590R, 670, 730, 740, 750, 760, 780 Features: Redekop MAV (60 Str) 560R w/ Narrow Body (1420mm) or Wide Body (1700mm) Chopper Width, 570R w/ Narrow Body (1420mm) or Wide Body (1700mm) Chopper Width, 580R w/ Narrow Body (1420mm) or Wide Body (1700mm) Chopper Width, 590R w/ Narrow Body (1420mm) or Wide Body (1700mm) Chopper Width, 670 w/ MAV Chopper (up to 60 Blades), 730 w/ MAV Chopper (up to 60 Blades) Narrow Body (1420mm) or Wide Body (1700mm), 740 w/ MAV Chopper (up to 60 Blades) Narrow Body (1420mm) or Wide Body (1700mm), 750 w/ MAV Chopper (up to 60 Blades) Narrow Body (1420mm) or Wide Body (1700mm), 760 w/ MAV Chopper (up to 60 Blades) Narrow Body (1420mm) or Wide Body (1700mm), 780 w/ MAV Chopper (up to 60 Blades) Narrow Body (1420mm) or Wide Body (1700mm)	\$1,280.00

**Order No: WI-RK-490-210**

<b>Description</b>	<b>Retail</b>
Chopper, Blade Conversion Kit Applications: 730, 740, 750, 760, 780 Features: Up to 88 Blade Chopper, Narrow (1420mm) or Wide (1700mm) Body	\$1,945.00

**Order No: WI-RK-490-220**

<b>Description</b>	<b>Retail</b>
Chopper, Blade Conversion Kit Applications: 730, 740, 750, 760, 780 Features: Redekop Pro Chop (108 Str) 730 w/ Pro Chop Chopper (up to 108 Blades) with either Narrow Body (1420mm) or Wide Body (1700mm), 740 w/ Pro Chop Chopper (up to 108 Blades) with either Narrow Body (1420mm) or Wide Body (1700mm), 750 w/ Pro Chop Chopper (up to 108 Blades) with either Narrow Body (1420mm) or Wide Body (1700mm), 760 w/ Pro	\$2,270.00

Class®

**Combine: Choppers & Spreaders**

**Chopper: Rotor & Blades**

**Order No: WI-RK-490-220**

Pro Chop Chopper (up to 108 Blades with either Narrow Body (1420mm) or Wide Body (1700mm)), 780 w/ Pro Chop Chopper (up to 108 Blades) with either Narrow Body (1420mm) or Wide Body (1700mm)

**Order No: WI-RK-490-230**

Description	Retail
Chopper, Blade Conversion Kit Applications: 460, 460R, 470, 470R, 480, 480R, 560W, 570W Features: Redekop, 72 Paddle	\$1,575.00

**Order No: WN-RK-BK700**



Description	Retail
Chopper, Replacement Blade Kit Applications: 460, 460R, 470, 470R, 480, 480R, 560R, 560W, 570R, 570W, 580R, 590R, 670, 730, 740, 750, 760, 780 Features: Redekop, Includes 10 x HA700 560R w/ Narrow (1420mm) and Wide (1700mm) Body, 570R w/ Narrow (1420mm) and Wide (1700mm) Body, 580R Narrow (1420mm) and Wide (1700mm) Body, 590R w/ Narrow (1420mm) and Wide (1700mm) Body, 670 w/ MAV Chopper (up to 60 Blades), (730 w/ MAV Chopper (up to 60 Blades) & Turbo Chop Chopper (up to 88 Blades) & Pro Chop Chopper (up to 108 Blades), 740 w/ MAV Chopper (up to 60 Blades) & Turbo Chop Chopper (up to 88 Blades) & Pro Chop Chopper (up to 108 Blades), 750 w/ MAV Chopper (up to 60 Blades) & Turbo Chop Chopper (up to 88 Blades) & Pro Chop Chopper (up to 108 Blades), 760 w/ MAV Chopper (up to 60 Blades) & Turbo Chop Chopper (up to 88 Blades) & Pro Chop Chopper (up to 108 Blades), 780 w/ MAV Chopper (up to 60 Blades) & Turbo Chop Chopper (up to 88 Blades) & Pro Chop Chopper (up to 108 Blades) with either Narrow (1420mm) or Wide (1700mm) Body)	\$128.25

**Chopper: Sheet Metal**

**Order No: WI-RK-810-060**

Description	Retail
Chopper, Wide Spread Kit Applications: 460, 460R, 470, 470R, 480, 480R, 560R, 570R, 580R, 590R, 730, 740, 750, 760, 780 Features: Redekop 560R w/ Narrow (1420mm) and Wide (1700mm) Body, 570R w/ Narrow (1420mm) and Wide (1700mm) Body, 580R w/ Narrow (1420mm) and Wide (1700mm) Body, 590R w/ Narrow (1420mm) and Wide (1700mm) Body, 730 w/ MAV Chopper (up to 60 Blades) both Narrow (1420mm) and Wide (1700mm) Body & Turbo Chop (up to 88 Blades) both Narrow (1420mm) and Wide (1700mm) Body & Pro Chop (up to 108 Blades) both Narrow (1420mm) and Wide (1700mm) Body, 740 w/ MAV Chopper (up to 60 Blades) both Narrow (1420mm) and Wide (1700mm) Body & Turbo Chop (up to 88 Blades) both Narrow (1420mm) and Wide (1700mm) Body & Pro Chop (up to 108 Blades) both Narrow (1420mm) and Wide (1700mm) Body, 750 w/ MAV Chopper (up to 60 Blades) both Narrow (1420mm) and Wide (1700mm) Body & Turbo Chop (up to 88 Blades) both Narrow (1420mm) and Wide (1700mm) Body & Pro Chop (up to 108 Blades) both Narrow (1420mm) and Wide (1700mm) Body, 760 w/ MAV Chopper (up to 60 Blades) both Narrow (1420mm) and Wide (1700mm) Body & Turbo Chop (up to 88 Blades) both Narrow	\$1,060.00

(1420mm) and Wide (1700mm) Body & Pro Chop (up to 108 Blades) both Narrow (1420mm) and Wide (1700mm) Body, 780 w/ MAV Chopper (up to 60 Blades) both Narrow (1420mm) and Wide (1700mm) Body & Turbo Chop (up to 88 Blades) both Narrow (1420mm) and Wide (1700mm) Body & Pro Chop (up to 108 Blades) both Narrow (1420mm) and Wide (1700mm) Body

**Combine: Electrical**

**Lights: Headlamps & Work lights**

**Order No: WN-L408-12V**

Description	Retail
Lights, Cab Applications: 25, 30, 60, 68, 70, 76, 78, 85, 88, 96, 98, 105, 106, 108, 112, 114, 116, 228 Features: 12 Volt, 4 1/2" Diameter	\$36.50

**Combine: Grain Handling**

**Elevators: Chains & Related**

**Order No: WN-642723.1**

Description	Retail
Elevator, Conveyor Chain, Clean Grain Applications: 114, 116 Features: 136 Metric Links, 6" x 5" Paddle Every 4th Link	\$427.93

**Combine: Operators Station / Cab**

**Air Conditioning / Heating: Auxiliary Heaters**

**Order No: WN-AH24454**



Description	Retail
Cab, Auxiliary Heater Applications: Various Features: Single 2-Speed Fan, 24 Volt, 20,000 BTU, Install Kit Incl.	\$207.00

**Air Conditioning / Heating: Blower Motors**

**Order No: WN-3-335**



Description	Retail
Cab, Fan Motor Applications: 25, 30, 60, 65, 68, 70, 76, 78, 85, 88, 96, 98, 105, 106, 108, 112, 114, 116, 228 Features: 12 Volt, 5/16" Double Shaft, 1 Speed	\$89.25

**Order No: WN-3-367**



Description	Retail
Cab, Fan Motor Applications: 25, 30, 60, 68, 70, 76, 78, 85, 96, 88, 98, 105, 106, 108, 112, 114, 116, 228 Features: 12 Volt, 5/16" Double Shaft, 3 Speed	\$62.75

**Cab: Foam Kits, Headliners, Floor Mats**

**Order No: WN-BULKFOAM-4005**



Description	Retail
Cab, Bulk Foam, Red Applications: 25, 30, 60, 68, 70, 76, 78, 85, 88, 96, 98, 105, 106, 108, 112, 114, 116, 228 Features: 54" X 36", 1" Thick	\$60.50

**Order No: WN-BULKFOAM-4007**



Description	Retail
Cab, Bulk Foam, Black Applications: 25, 30, 60, 68, 70, 76, 78, 85, 88, 96, 98, 105, 106, 108, 112, 114, 116, 228 Features: 54" X 36", 1" Thick, 18 Holes Per Inch	\$60.50

**Order No: WN-BULKFOAM-4008**



Description	Retail
Cab, Bulk Foam, Black Applications: 25, 30, 60, 68, 70, 76, 78, 85, 88, 96, 98, 105, 106, 108, 112, 114, 116, 228 Features: 54" X 36", 1" Thick, 64 Holes Per Inch	\$60.50

**Order No: WN-BULKFOAM-4009**

Clasas®

<b>Combine: Operators Station / Cab</b>	
<b>Cab: Foam Kits, Headliners, Floor Mats</b>	
<b>Order No: WN-BULKFOAM-4009</b>	
Description	Retail
Cab, Bulk Foam, Basket Weave Black Applications: 25, 30, 60, 68, 70, 76, 78, 85, 88, 96, 98, 105, 106, 108, 112, 114, 116, 228 Features: 54" X 36", 1" Thick	\$60.50
<b>Order No: WN-BULKFOAM-4010</b>	
Description	Retail
Cab, Bulk Foam, Ginger Brown Applications: 25, 30, 60, 68, 70, 76, 78, 85, 88, 96, 98, 105, 106, 108, 112, 114, 116, 228 Features: 54" X 36", 1" Thick	\$60.50
<b>Order No: WN-BULKFOAM-4012</b>	
Description	Retail
Cab, Bulk Foam, Brindle Brown Applications: 25, 30, 60, 68, 70, 76, 78, 85, 88, 96, 98, 105, 106, 108, 112, 114, 116, 228 Features: 54" X 36", 1" Thick	\$60.50
<b>Order No: WN-BULKFOAM-4013</b>	
Description	Retail
Cab, Bulk Foam, Black Applications: 25, 30, 60, 68, 70, 76, 78, 85, 88, 96, 98, 105, 106, 108, 112, 114, 116, 228 Features: 54" X 36", 2" Thick, 64 Holes Per Inch	\$97.50
<b>Order No: WN-BULKFOAM-4015</b>	
Description	Retail
Cab, Bulk Foam, Berkshire Gray Applications: 25, 30, 60, 68, 70, 76, 78, 85, 88, 96, 98, 105, 106, 108, 112, 114, 116, 228 Features: 54" X 36", 1/2" Thick	\$45.50
<b>Order No: WN-BULKFOAM-4016</b>	
Description	Retail
Cab, Bulk Foam, Black Applications: 25, 30, 60, 68, 70, 76, 78, 85, 88, 96, 98, 105, 106, 108, 112, 114, 116, 228 Features: 54" X 36", 1/2" Thick, 18 Holes per Inch	\$45.50
<b>Order No: WN-BULKFOAM-4017</b>	
Description	Retail
Cab, Bulk Foam, Black Applications: 25, 30, 60, 68, 70, 76, 78, 85, 88, 96, 98, 105, 106, 108, 112, 114, 116, 228 Features: 54" X 36", 1/2" Thick, 64 Holes Per Inch	\$45.50
<b>Order No: WN-BULKFOAM-4019</b>	
Description	Retail
Cab, Bulk Foam, Brindle Brown Applications: 25, 30, 60, 68, 70, 76, 78, 85, 88, 96, 98, 105, 106, 108, 112, 114, 116, 228 Features: 54" X 36", 1/2" Thick	\$45.50
<b>Order No: WN-BULKFOAM-4084</b>	
Description	Retail
Cab, Bulk Foam, Sand Cloth Tan Applications: 25, 30, 60, 68, 70, 76, 78, 85, 88, 96, 98, 105, 106, 108, 112, 114, 116, 228 Features: 54" X 36", 1/2" Thick, 64 Holes Per Inch	\$45.50
<b>Order No: WN-BULKFOAM-4118</b>	
Description	Retail
Cab, Bulk Foam, Silver Foil Applications: 25, 30, 60, 68, 70, 76, 78, 85, 88, 96, 98, 105, 106, 108, 112, 114, 116, 228 Features: 54" X 36", 1" Thick	\$60.50
<b>Order No: WN-KMGLUE</b>	


Description	Retail
Cab, Foam Glue Applications: 25, 30, 60, 68, 70, 76, 78, 85, 88, 96, 98, 105, 106, 108, 112, 114, 116, 228 Features: 18 oz. Spray Adhesive	\$26.25
<b>Combine: Separating</b>	
<b>Chaffers &amp; Sieves: Adjusters</b>	
<b>Order No: WN-ALV-6</b>	
Description	Retail
Sieve, Adjustment Arm Applications: 25, 30, 60, 68, 70, 76, 78, 85, 88, 96, 98, 105, 106, 108, 112, 116, 228 Features: Nylon	\$3.21
<b>Chaffers &amp; Sieves: Repair Parts</b>	
<b>Order No: WN-BFLV12</b>	
Description	Retail
Sieve, Replacement Louvre, Blunt Finger Applications: 25, 30, 60, 68, 70, 76, 78, 85, 88, 96, 98, 105, 106, 108, 112, 114, 116, 228 Features: 12" Long Section, Cut to Fit	\$4.67
<b>Order No: WN-CLP-7</b>	
Description	Retail
Sieve, Replacement Clip Applications: 25, 30, 60, 68, 70, 76, 78, 85, 88, 96, 98, 105, 106, 108, 112, 114, 116, 228	\$0.42
<b>Order No: WN-CLV-5</b>	
Description	Retail
Sieve, Replacement Bushing Applications: 25, 30, 60, 68, 70, 76, 78, 85, 88, 96, 98, 105, 106, 108, 112, 114, 116, 228	\$0.35
<b>Order No: WN-PLV12</b>	
Description	Retail
Sieve, Replacement Louvre, Adjustable Air Foil Applications: 25, 30, 60, 68, 70, 76, 78, 85, 88, 96, 98, 105, 106, 108, 112, 114, 116, 228 Features: 12" Long Section, Cut to Fit	\$4.67
<b>Order No: WN-SFLV12</b>	
Description	Retail
Sieve, Replacement Louvre, Short Finger Applications: 25, 30, 60, 68, 70, 76, 78, 85, 88, 96, 98, 105, 106, 108, 112, 114, 116, 228 Features: 12" Long Section, Cut to Fit	\$4.67
<b>Order No: WN-WLV-4</b>	
Description	Retail
Sieve, Replacement Wire Applications: 25, 30, 60, 68, 70, 76, 78, 85, 88, 96, 98, 105, 106, 108, 112, 114, 116, 228 Features: Square	\$2.42
<b>Cotton Picker: Operators Station / Cab</b>	
<b>Air Conditioning / Heating: Auxiliary Heaters</b>	
<b>Order No: WN-AH24454</b>	
Description	Retail
Cab, Auxiliary Heater Applications: Various Features: Single 2-Speed Fan, 24 Volt, 20, 000 BTU, Install Kit Incl.	\$207.00
<b>Grain Head: Cutter Bar</b>	
<b>Guards: Guards</b>	
<b>Order No: WN-219191</b>	
Description	Retail
Grain Head, Cutter Bar, Guard, Double Applications: All Models Features: 5 per Package, Priced Individually	\$12.00
<b>Order No: WN-676235</b>	

Class®

**Grain Head: Cutter Bar**

**Guards: Guards**

Order No: WN-676235

 Description	Retail
Grain Head, Cutter Bar, Guard, Double Applications: DOMINATOR 106, DOMINATOR 218, DOMINATOR 88 Features: 5 per Package, Priced Individually	\$12.75

**Tractor: Electrical**

**Lights: Warning Lamps**


Order No: WN-L408-12V

Description	Retail
Lights, Cab Applications: 25, 30, 60, 68, 70, 76, 78, 85, 88, 96, 98, 105, 106, 108, 112, 114, 116, 228 Features: 12 Volt, 4 1/2" Diameter	\$36.50

**Tractor: Operators Station / Cab**

**Air Conditioning / Heating: Auxiliary Heaters**

Order No: WN-AH24454

 Description	Retail
Cab, Auxiliary Heater Applications: Various Features: Single 2-Speed Fan, 24 Volt, 20, 000 BTU, Install Kit Incl.	\$207.00



**Industrial: Electrical**

**Starter: Assembly**

**Order No: WN-SL-148**






**Description**

**Retail**

Starter, Solenoid \$30.99  
Applications: 770, 880, 885, 990, 995, 996, 1190,  
1194, 1200, 1210, 1212, 1290, 1294, 1390,  
1394, 1490, 1494, 780  
Features: For Lucas Starters

<b>Combine: Operators Station / Cab</b>		
<b>Air Conditioning / Heating: Auxiliary Heaters</b>		
<b>Order No: WN-AH24454</b>		
	<b>Description</b> Cab, Auxiliary Heater Applications: Various Features: Single 2-Speed Fan, 24 Volt, 20, 000 BTU, Install Kit Incl.	<b>Retail</b> \$207.00
<b>Air Conditioning / Heating: Expansion Valves</b>		
<b>Order No: WN-904-245</b>		
	<b>Description</b> Air Conditioner, Expansion Valve Applications: DX110, DX120, DX140, DX145, DX160, DX8-30, DX90, 7085, 7110, 7120, 7145 Features: 5/8" x 1/2" Fitting, 2 Mounting Holes, Block Type	<b>Retail</b> \$23.00
<b>Cab: Foam Kits, Headliners, Floor Mats</b>		
<b>Order No: WN-BULKFOAM-4005</b>		
	<b>Description</b> Cab, Bulk Foam, Red Applications: D36-07, DX6-30, DX6-31, DX6-50, DX6-61, DX7-10, DX8-30 Features: 54" X 36", 1" Thick	<b>Retail</b> \$60.50
<b>Order No: WN-BULKFOAM-4007</b>		
	<b>Description</b> Cab, Bulk Foam, Black Applications: D36-07, DX6-30, DX6-31, DX6-50, DX6-61, DX7-10, DX8-30 Features: 54" X 36", 1" Thick, 18 Holes Per Inch	<b>Retail</b> \$60.50
<b>Order No: WN-BULKFOAM-4008</b>		
	<b>Description</b> Cab, Bulk Foam, Black Applications: D36-07, DX6-30, DX6-31, DX6-50, DX6-61, DX7-10, DX8-30 Features: 54" X 36", 1" Thick, 64 Holes Per Inch	<b>Retail</b> \$60.50
<b>Order No: WN-BULKFOAM-4009</b>		
	<b>Description</b> Cab, Bulk Foam, Basket Weave Black Applications: D36-07, DX6-30, DX6-31, DX6-50, DX6-61, DX7-10, DX8-30 Features: 54" X 36", 1" Thick	<b>Retail</b> \$60.50
<b>Order No: WN-BULKFOAM-4010</b>		
	<b>Description</b> Cab, Bulk Foam, Ginger Brown Applications: D36-07, DX6-30, DX6-31, DX6-50, DX6-61, DX7-10, DX8-30 Features: 54" X 36", 1" Thick	<b>Retail</b> \$60.50
<b>Order No: WN-BULKFOAM-4012</b>		
	<b>Description</b> Cab, Bulk Foam, Brindle Brown Applications: D36-07, DX6-30, DX6-31, DX6-50, DX6-61, DX7-10, DX8-30 Features: 54" X 36", 1" Thick	<b>Retail</b> \$60.50
<b>Order No: WN-BULKFOAM-4013</b>		
	<b>Description</b> Cab, Bulk Foam, Black Applications: D36-07, DX6-30, DX6-31, DX6-50, DX6-61, DX7-10, DX8-30 Features: 54" X 36", 2" Thick, 64 Holes Per Inch	<b>Retail</b> \$97.50
<b>Order No: WN-BULKFOAM-4015</b>		
	<b>Description</b> Cab, Bulk Foam, Berkshire Gray Applications: D36-07, DX6-30, DX6-31, DX6-50, DX6-61, DX7-10, DX8-30 Features: 54" X 36", 1/2" Thick	<b>Retail</b> \$45.50
<b>Order No: WN-BULKFOAM-4016</b>		


<b>Description</b>			<b>Retail</b>
Cab, Bulk Foam, Black Applications: D36-07, DX6-30, DX6-31, DX6-50, DX6-61, DX7-10, DX8-30 Features: 54" X 36", 1/2" Thick, 18 Holes per Inch			\$45.50
<b>Order No: WN-BULKFOAM-4017</b>			
<b>Description</b>			<b>Retail</b>
Cab, Bulk Foam, Black Applications: D36-07, DX6-30, DX6-31, DX6-50, DX6-61, DX7-10, DX8-30 Features: 54" X 36", 1/2" Thick, 64 Holes Per Inch			\$45.50
<b>Order No: WN-BULKFOAM-4019</b>			
<b>Description</b>			<b>Retail</b>
Cab, Bulk Foam, Brindle Brown Applications: D36-07, DX6-30, DX6-31, DX6-50, DX6-61, DX7-10, DX8-30 Features: 54" X 36", 1/2" Thick			\$45.50
<b>Order No: WN-BULKFOAM-4084</b>			
<b>Description</b>			<b>Retail</b>
Cab, Bulk Foam, Sand Cloth Tan Applications: D30-07, DX6-30, DX6-31, DX6-50, DX6-61, DX7-10, DX8-30 Features: 54" X 36", 1/2" Thick, 64 Holes Per Inch			\$45.50
<b>Order No: WN-BULKFOAM-4104</b>			
<b>Description</b>			<b>Retail</b>
Cab, Bulk Foam, Red Applications: D36-07, DX6-30, DX6-31, DX6-50, DX6-61, DX7-10, DX8-30 Features: 54" X 84", 1-1/2" Thick			\$82.50
<b>Order No: WN-BULKFOAM-4118</b>			
<b>Description</b>			<b>Retail</b>
Cab, Bulk Foam, Silver Foil Applications: D36-07, DX6-30, DX6-31, DX6-50, DX6-61, DX7-10, DX8-30 Features: 54" X 36", 1" Thick			\$60.50
<b>Cotton Picker: Operators Station / Cab</b>			
<b>Air Conditioning / Heating: Auxiliary Heaters</b>			
<b>Order No: WN-AH24454</b>			
	<b>Description</b> Cab, Auxiliary Heater Applications: Various Features: Single 2-Speed Fan, 24 Volt, 20, 000 BTU, Install Kit Incl.	<b>Retail</b> \$207.00	
<b>Miscellaneous: Air Cleaner Pre-Cleaner Bowls &amp; Accessories</b>			
<b>Air Cleaner Pre-Cleaner Bowls &amp; Accessories: Air Cleaner Pre-Cleaner Bowls &amp; Accessories</b>			
<b>Order No: WN-R28794</b>			
	<b>Description</b> Air Cleaner, Precleaner, Bowl Applications: DX3.10, DX3.30, DX3.50, DX4.70, D10006, D13006, D4507, D5207, D6207, D6507, D6507C, D7007, D7007C, D72070, D7807, D7807C, D8006, 6240 Features: A=7.25", B=3.5", C=3", D=4.125"	<b>Retail</b> \$5.25	
<b>Miscellaneous: Seats</b>			
<b>Seats: Assemblies</b>			
<b>Order No: WN-BVAM3080</b>			
	<b>Description</b> Seat, Assembly, Kit Applications: 6250, 6275 Features: Black, Vinyl Seat W/ Arm Rests, Mechanical Suspension	<b>Retail</b> \$410.00	
<b>Seats: Suspensions</b>			
<b>Order No: WN-8077</b>			

Deutz®


**Miscellaneous: Seats**

**Seats: Suspensions**

Order No: **WN-8077**

Description	Retail
 Seat, Suspension, Assembly Applications: 6250, 7085, 7110, 7120, 7145, 9130, 9150, 9170, 9190 Features: Mechanical, Fits if Original Suspension is a Grammer W/Cab	\$550.00


Order No: **WN-8078**

Description	Retail
 Seat, Suspension, Assembly Applications: 6250, 7085, 7110, 7120, 7145, 9130, 9150, 9170, 9190 Features: Mechanical, Air, Fits if the Original Suspension is a Grammer	\$764.00


**Miscellaneous: Wheels, Rims, Tires & Tracks**

**Rims: Closed Center Rims**

Order No: **WN-FW45166**


Description	Retail
 Rim, 4.5" x 16", Front Applications: D36-07, DX3-30, DX3-50, DX3-65, DX3-70, DX3-90, DX4-07, DX4-51, DX4-70, DX4-71, DX6-30, DX6-31, DX6-50, DX6-61, DX7-10, DX8-30 Features: 6 Hole, Universal Rim Fits Several Models, Primer Gray	\$55.00

Order No: **WN-FW55166**


Description	Retail
 Rim, 5.5" x 16", Front Applications: D36-07, DX3.30, DX3.50, DX3.65, DX3.70, DX3.90, DX4.07, DX4.51, DX4.70, DX4.71, DX6.30, DX6.31, DX6.50, DX6.61, DX7.10, DX8.30 Features: 6 Hole, Universal Rim Fits Several Models, Primer Gray	\$65.00

**Rims: Loop Rims**


Order No: **WN-RW08244**

Description	Retail
 Rim, 8" x 24", Rear Applications: D36-07, DX3-30, DX3-50, DX3-65, DX3-70, DX3-90, DX4-07, DX4-51, DX4-70, DX4-71, DX6-30, DX6-31, DX6-50, DX6-61, DX7-10, DX8-30 Features: 4 Lug, Universal Rim Fits Several Models	\$105.00


Order No: **WN-RW09286**

Description	Retail
 Rim 9" x 28", Rear Applications: D36-07, DX3-30, DX3-50, DX3-65, DX3-70, DX3-90, DX4-07, DX4-51, DX4-70, DX4-71, DX6-30, DX6-31, DX6-50, DX6-61, DX7-10, DX8-30 Features: 6 Lug, Universal Rim Fits Several Models	\$105.00

Order No: **WN-RW10244**


Description	Retail
 Rim, 10" x 24", Rear Applications: D36-07, DX3-30, DX3-50, DX3-65, DX3-70, DX3-90, DX4-07, DX4-51, DX4-70, DX4-71, DX6-30, DX6-31, DX6-50, DX6-61, DX7-10, DX8-30 Features: 4 Lug, Universal Rim Fits Several Models	\$105.00

Order No: **WN-RW11286**


Description	Retail
 Rim, 11" x 28", Rear Applications: D36-07, DX3-30, DX3-50, DX3-65, DX3-70, DX3-90, DX4-07, DX4-51, DX4-70,	\$140.00

DX4-71, DX6-30, DX6-31, DX6-50, DX6-61, DX7-10, DX8-30  
 Features: 6 Lug, Universal Rim Fits Several Model

Order No: **WN-RW12246**

Description	Retail
 Rim, 12" x 24", Rear Applications: D36-07, DX3-30, DX3-50, DX3-65, DX3-70, DX3-90, DX4-07, DX4-51, DX4-70, DX4-71, DX6-30, DX6-31, DX6-50, DX6-61, DX7-10, DX8-30 Features: 6 Lug, Universal Rim Fits Several Models	\$120.00


Order No: **WN-RW13288**

Description	Retail
 Rim, 13" x 28", Rear Applications: D36-07, DX3-30, DX3-50, DX3-65, DX3-70, DX3-90, DX4-07, DX4-51, DX4-70, DX4-71, DX6-30, DX6-31, DX6-50, DX6-61, DX7-10, DX8-30 Features: 8 Lug, Universal Rim Fits Several Models	\$150.00

**Tractor: 2 Wheel Drive Front Axle and Steering**

**Axle: Bolsters & Pivot Plates**

Order No: **WN-70235154**

Description	Retail
 Pin, Pivot, Assembly Applications: 170, 175, 180, 185, 190, 190XT, 200, D-17, D-19 Features: Includes 7/8" NF Slotted Nut and 5/32" X 2" Cotter Pin D-17 S/N 38136-, D-19 All With Roll Shift Front Axle	\$32.65


**Hubs & Related: Bearings & Seals**

Order No: **WN-163101A**

Description	Retail
Hub, Front, Seal Applications: 9130, 9150, 9170, 9190	\$10.21

**Hubs & Related: Hubs**

Order No: **WN-72160484**

Description	Retail
 Hub, 8 Bolt Applications: 9130, 9150, 9170, 9190, 9435, 9455, 9630, 9635, 9650, 9655, 9670, 9675, 9690, 9695	\$64.00


**Spindles & Knees: Bushings, Bearings & Thrust Washers**

Order No: **WN-72160032**


Description	Retail
Pivot or Spindle Bushing Applications: 9130, 9150, 9170, 9190	\$27.76

**Steering Arms & Tie Rods: Tie Rods & Drag Links**


Order No: **WN-303443124**

Description	Retail
 Tie Rod, Inner Applications: 9130, 9150 Features: A=3.75", B=1", 16 RH Thread	\$13.00

Order No: **WN-4311552**

Description	Retail
 Tie Rod, Outer Applications: DX110, DX120, DX90 Features: 4.825" Length, M30X1.5 Thread All w/ FWA	\$50.00

Order No: **WN-72161866**


Description	Retail
 Tie Rod, Outer Applications: 9130, 9150 Features: 15.75" Long, 0.937" Diameter	\$35.00

Order No: **WN-72161867**

**Tractor: 2 Wheel Drive Front Axle and Steering**

**Steering Arms & Tie Rods: Tie Rods & Drag Links**

Order No: WN-72161867

Description	Retail
 Tie Rod End Applications: 9170, 9190, 9435, 9455, 9630, 9635, 9650, 9655, 9670, 9675, 9690, 9695 Features: A=4.75", B=1.00" - 16	\$17.00


Order No: WN-72161868

Description	Retail
 Tie Rod, Outer Applications: 9170, 9190 Features: 14" Long, 0.937" Diameter	\$45.00

Order No: WN-72162854


Description	Retail
 Tie Rod, Tube Applications: 9130, 9150 Features: 18" Long, 1", 16 Thread	\$17.00

Order No: WN-AL60161


Description	Retail
 Tie Rod, Inner, Ball Joint Applications: 8240, 8340 Features: A= 8.25", B= M22 x 1.5 RH Thread, C= M24 x 1.5 RH Thread	\$65.00

**Steering Pumps, Motors, Gear Boxes, etc.: Power Steering Cylinders & Related**

Order No: WN-04383056

Description	Retail
 Power Steering, Cylinder, End Applications: AGROPRIMA 4.31, AGROPRIMA 4.51, AGROPRIMA 4.56, AGRIPRIMA 6.06, AGROPRIMA 6.16, AGROSTAR DX4.61, AGROSTARDX4.68, DX4.61, DX4.68 Features: A= 8.25", B= M22 x 1.5 RH Thread, C= M22 x 1.5 RH Thread	\$32.00


Order No: WN-4358287

Description	Retail
 Power Steering, Cylinder, End Applications: DX3.10, DX3.30, DX3.50, DX3.70, DX3.90, 6240, 6250, 6260, 6265, 6275, DX3.50, DX3.70, DX3.90, 6260, 6265 Features: A= 7.25", B= M22 x 1.5 RH Thread, C= M22 x 1.5 RH Thread (DX3.10, DX3.30, DX3.50, DX3.70, DX3.90, 6240, 6250, 6260, 6265, 6275 All w/Vario Cab), (DX3.50, DX3.70, DX3.90, 6260, 6265 All w/Star)	\$28.00


**Tractor: Body & Sheet Metal**

**Sheet Metal: Tool Boxes**


Order No: WN-1501

Description	Retail
 Step, Tool Box, Tray Applications: D36-07, DX6-30, DX6-31, DX6-50, DX6-61, DX7-10, DX8-30 Features: #10	\$81.25


Order No: WN-1503

Description	Retail
 Tool Box, Step Applications: D36-07, DX6-30, DX6-31, DX6-50, DX6-61, DX7-10, DX8-30 Features: 22" - 25" Bolt Pattern, Step Only	\$127.00

Order No: WN-1514

Description	Retail
 Tool Box Applications: D36-07, DX6-30, DX6-31, DX6-50, DX6-61, DX7-10, DX8-30 Features: #30	\$156.00

Order No: WN-1515

Description	Retail
 Step, Tool Box Applications: D36-07, DX6-30, DX6-31, DX6-50, DX6-61, DX7-10, DX8-30 Features: #10	\$149.00

**Weights: Weight Boxes & Related**


Order No: WN-1831

Description	Retail
Weights, Front, Weight Box, #28 Applications: 6275 Features: 28"W, 22"D, 22"L, Black, Bracket Sold Separately	\$445.00

**Tractor: Brakes**

**Brakes: Calipers**


Order No: WN-S37310

Description	Retail
 Brake Caliper Repair Kit Applications: DX110, DX120, DX230, DX85, DX90, DX92, DX4.70, DX6.05, DX6.10, DX6.30, DX6.50	\$71.50


**Tractor: Drive Axles / Differentials / Front & Rear End**

**Axle: Planetary Related Parts**

Order No: WN-L39994

Description	Retail
 Gear, Planetary Applications: DX6.30, DX6.50, 7110, 7120 Features: DX6.30 S/N -7439/6736, DX6.50 S/N -7441/6364, 7110 S/N -7439/6736, 7120 S/N -7441/6364	\$140.00

Order No: WN-L41123

Description	Retail
 Shaft, Planetary Pinion Applications: DX6.30, DX6.50, 7110, 7120 Features: For APL345 & APL350 Front Axle DX6.30 S/N -7439/6736, DX6.50 S/N -7441/6364, 7110 S/N -7439/6736, 7120 S/N -7441/6364	\$75.00

**Axle: Related Parts**

Order No: WN-25877

Description	Retail
Bearing, Cone Applications: 9130, 9150, 9170, 9190 Features: 1.375" I.D.	\$9.65

**Tractor: Electrical**


**Lights: Headlamps & Work lights**

Order No: WN-L408-12V

Description	Retail
Lights, Fender or Cab Applications: D36-07, DX3-30, DX3-50, DX3-65, DX3-70, DX3-90, DX4-07, DX4-51, DX4-70, DX4-71, DX6-30, DX6-31, DX6-50, DX6-61, DX7-10, DX8-30 Features: 12 Volt, 4 1/2" Diameter	\$36.50

**Starter: Assembly**

Order No: WN-1113286

Description	Retail
 Starter Applications: 6265, 6275, 7085, 9130, 9150 Features: 12 Volt, CW Rotation, 9 Teeth	\$176.00


Order No: WN-SBO0006

Description	Retail
Starter Applications: 6265, D4007, D4507, D4807, D5207, D6007, D6207, D6507, D6807, D7207, D7807, DX85, DX86, DX90, DX92, DX110, DX120, DX6007 Features: Bosch, 12 Volt, 9 Teeth, CW Rotation,	\$204.00

**Tractor: Electrical**  
**Starter: Assembly**  
**Order No: WN-SBO006**  
 Iskra Replacement

Description	Retail
Starter, Solenoid Applications: 5215 Features: 12 Volt, 3 Terminal	\$16.00


**Tractor: Engines & Related Parts**  
**Air Cleaners: Related Parts**  
**Order No: WN-R28794**

Description	Retail
 Air Cleaner, Precleaner, Bowl Applications: DX3.10, DX3.30, DX3.50, DX4.70, D10006, D13006, D4507, D5207, D6207, D6507, D6507C, D7007, D7007C, D72070, D7807, D7807C, D8006, 6240 Features: A=7.25", B=3.5", C=3", D=4.125"	\$5.25

**Blocks & Components: Cylinder Kits & Components**  
**Order No: WN-04231966**

Description	Retail
Piston Applications: D2506, D2807, D3006, D3607, D4006, D4007, D4506, D4507, D4507C, D4807, D4807C, D5006, D5206, D5207, D5207C, Intrac 2002, DX85, DX90, DX110 Features: F2L912, F3L912, F5L912, F6L912 Engines	\$49.65


**Ignition: Distributor & Related**  
**Order No: WN-21A311**

Description	Retail
 Distributor, Rotor Applications: Super 55, 66, 77, Super 77, 88, Super 88, Super 99, 550, 660, 770, 880, 1800 Features: 1800 S/N -124395	\$1.96


**Tractor: Hydraulics / Remotes**  
**Hydraulics: Pump Assemblies**  
**Order No: WN-1175656**

Description	Retail
Pump, Hydraulic Applications: DX130, DX3.10, DX3.70, DX3.90, DX6.60, DX7.10, D10006, D4007, D4507, D4507C, D4807, D4807C, D5207, D5207C, D6006, D6007, D6007C, D6206, D6207, D6207C, D6240, D6250, D6260, D6507, D6507C, D6807, D6807C, D6907, D6907C, D7006, D7007, D7007C, D7206, D7207, D7207C, D7807, D7807C Features: Keyed Shaft, 16 cc/rev, Single Main Lift Additional Models D8006, INTRAC 2002, 6240	\$346.92

**Order No: WN-1176452**


Description	Retail
 Hydraulic Pump Applications: D10006, D13006, D4507, D4507, D5207, D6207, D6507D6807, D7007, D7207, D7807, D8006, DX3.30VC, DX3.50SC Features: 19cc	\$336.00

**Remotes / Couplers: Remote Valve Assemblies**  
**Order No: WN-HCGADV B**

Description	Retail
 Valve, Add A Valve Applications: D36-07, DX3-30, DX3-50, DX3-65, DX3-70, DX3-90, DX4-07, DX4-51, DX4-70, DX4-71, DX6-30, DX6-31, DX6-50, DX6-61, DX7-10, DX8-30	\$513.00

Features: 15 GPM Outlet, 3000 PSI


**Tractor: Operators Station / Cab**  
**Air Conditioning / Heating: Auxiliary Heaters**  
**Order No: WN-AH24454**

Description	Retail
 Cab, Auxiliary Heater Applications: Various Features: Single 2-Speed Fan, 24 Volt, 20, 000 BTU, Install Kit Incl.	\$207.00


**Air Conditioning / Heating: Blower Motors**  
**Order No: WN-4348005**

Description	Retail
Cab, Blower Motor Applications: DX3.10, DX3.30, DX3.50, DX3.70, DX3.90, DX4.70, DX6.5, DX6.30, DX7.1 Features: Double Shaft, With Wheels, 12 Volt	\$152.00


**Air Conditioning / Heating: Compressors**  
**Order No: WN-500-6000**

Description	Retail
 Air Conditioner, Compressor Applications: DX8.30 Features: AIC Delco, Plain Head, 5.58" Single Groove Pulley	\$374.00


**Air Conditioning / Heating: Expansion Valves**  
**Order No: WN-904-245**

Description	Retail
 Air Conditioner, Expansion Valve Applications: DX110, DX120, DX140, DX145, DX160, DX8.30, DX90, 7085, 7110, 7120, 7145 Features: 5/8" x 1/2" Fitting, 2 Mounting Holes, Block Type	\$23.00


**Order No: WN-904-252**

Description	Retail
 Air Conditioner, Expansion Valve Applications: D10006, D13006, D8006 Features: External Equalizer, 1/2" x 3/8" Male Flare, R12	\$25.00


**Air Conditioning / Heating: Switches/Electrical**  
**Order No: WN-220-256**

Description	Retail
 Switch, Air Conditioner/Heater Applications: D10006, D13006, D6200, D6600, D7007C, D7500, D8006, D8500	\$19.95


**Cab / Open Station: Foam Kits, Headliners, Floor Mats**  
**Order No: WN-BULKFOAM-4005**

Description	Retail
 Cab, Bulk Foam, Red Applications: D36-07, DX6-30, DX6-31, DX6-50, DX6-61, DX7-10, DX8-30 Features: 54" X 36", 1" Thick	\$60.50


**Order No: WN-BULKFOAM-4007**

Description	Retail
 Cab, Bulk Foam, Black Applications: D36-07, DX6-30, DX6-31, DX6-50, DX6-61, DX7-10, DX8-30 Features: 54" X 36", 1" Thick, 18 Holes Per Inch	\$60.50

**Order No: WN-BULKFOAM-4008**

Description	Retail
 Cab, Bulk Foam, Black Applications: D36-07, DX6-30, DX6-31, DX6-50, DX6-61, DX7-10, DX8-30 Features: 54" X 36", 1" Thick, 64 Holes Per Inch	\$60.50

**Order No: WN-BULKFOAM-4009**

Description	Retail
 Cab, Bulk Foam, Basket Weave Black Applications: D36-07, DX6-30, DX6-31, DX6-50,	\$60.50

<b>Tractor: Operators Station / Cab</b>	
<b>Cab / Open Station: Foam Kits, Headliners, Floor Mats</b>	
<b>Order No: WN-BULKFOAM-4009</b>	
DX6-61, DX7-10, DX8-30 Features: 54" X 36", 1" Thick	
<b>Order No: WN-BULKFOAM-4010</b>	
Description	Retail
Cab, Bulk Foam, Ginger Brown Applications: D36-07, DX6-30, DX6-31, DX6-50, DX6-61, DX7-10, DX8-30 Features: 54" 36", 1" Thick	\$60.50
<b>Order No: WN-BULKFOAM-4012</b>	
Description	Retail
Cab, Bulk Foam, Brindle Brown Applications: D36-07, DX6-30, DX6-31, DX6-50, DX6-61, DX7-10, DX8-30 Features: 54" X 36", 1" Thick	\$60.50
<b>Order No: WN-BULKFOAM-4013</b>	
Description	Retail
Cab, Bulk Foam, Black Applications: D36-07, DX6-30, DX6-31, DX6-50, DX6-61, DX7-10, DX8-30 Features: 54" X 36", 2" Thick, 64 Holes Per Inch	\$97.50
<b>Order No: WN-BULKFOAM-4015</b>	
Description	Retail
Cab, Bulk Foam, Berkshire Gray Applications: D36-07, DX6-30, DX6-31, DX6-50, DX6-61, DX7-10, DX8-30 Features: 54" X 36", 1/2" Thick	\$45.50
<b>Order No: WN-BULKFOAM-4016</b>	
Description	Retail
Cab, Bulk Foam, Black Applications: D36-07, DX6-30, DX6-31, DX6-50, DX6-61, DX7-10, DX8-30 Features: 54" X 36", 1/2" Thick, 18 Holes per Inch	\$45.50
<b>Order No: WN-BULKFOAM-4017</b>	
Description	Retail
Cab, Bulk Foam, Black Applications: D36-07, DX6-30, DX6-31, DX6-50, DX6-61, DX7-10, DX8-30 Features: 54" X 36", 1/2" Thick, 64 Holes Per Inch	\$45.50
<b>Order No: WN-BULKFOAM-4019</b>	
Description	Retail
Cab, Bulk Foam, Brindle Brown Applications: D36-07, DX6-30, DX6-31, DX6-50, DX6-61, DX7-10, DX8-30 Features: 54" X 36", 1/2" Thick	\$45.50
<b>Order No: WN-BULKFOAM-4084</b>	
Description	Retail
Cab, Bulk Foam, Sand Cloth Tan Applications: D30-07, DX6-30, DX6-31, DX6-50, DX6-61, DX7-10, DX8-30 Features: 54" X 36", 1/2" Thick, 64 Holes Per Inch	\$45.50
<b>Order No: WN-BULKFOAM-4104</b>	
Description	Retail
Cab, Bulk Foam, Red Applications: D36-07, DX6-30, DX6-31, DX6-50, DX6-61, DX7-10, DX8-30 Features: 54" X 84", 1-1/2" Thick	\$82.50
<b>Order No: WN-BULKFOAM-4118</b>	
Description	Retail
Cab, Bulk Foam, Silver Foil Applications: D36-07, DX6-30, DX6-31, DX6-50, DX6-61, DX7-10, DX8-30	\$60.50

Features: 54" X 36", 1" Thick	
<b>Order No: WN-KMGLUE</b>	
Description	Retail
 Cab, Foam, Glue Applications: D36-07, DX6-30, DX6-31, DX6-50, DX6-61, DX7-10, DX8-30 Features: 18 oz. Spray Adhesive	\$26.25
<b>Console: Gauges</b>	
<b>Order No: WN-820002</b>	
Description	Retail
Gauges, Ammeter Applications: D36-07, DX3-30, DX3-50, DX3-65, DX3-70, DX3-90, DX4-07, DX4-51, DX4-70, DX4-71, DX6-30, DX6-31, DX6-50, DX6-61, DX7-10, DX8-30 Features: 6 Volt or 12 Volt, 2" Diameter	\$7.75
<b>Order No: WN-UTG25</b>	
Description	Retail
 Gauges, Heat Indicator Applications: D36-07, DX3-30, DX3-50, DX3-65, DX3-70, DX3-90, DX4-07, DX4-51, DX4-70, DX4-71, DX6-30, DX6-31, DX6-50, DX6-61, DX7-10, DX8-30 Features: 2" Diameter	\$22.24
<b>Mirrors: Mirrors</b>	
<b>Order No: WN-3109</b>	
Description	Retail
 Mirror, Kit Applications: D36-07, DX6-30, DX6-31, DX6-50, DX6-61, DX7-10, DX8-30 Features: Rectangular, All Purpose, 22" - 36"	\$185.00
<b>Seats: Assemblies</b>	
<b>Order No: WN-BVAM3080</b>	
Description	Retail
 Seat, Assembly, Kit Applications: 6250, 6275 Features: Black, Vinyl Seat W/ Arm Rests, Mechanical Suspension	\$410.00
<b>Seats: Suspensions</b>	
<b>Order No: WN-8077</b>	
Description	Retail
 Seat, Suspension, Assembly Applications: 6250, 7085, 7110, 7120, 7145, 9130, 9150, 9170, 9190 Features: Mechanical, Fits if Original Suspension is a Grammer W/Cab	\$550.00
<b>Order No: WN-8078</b>	
Description	Retail
 Seat, Suspension, Assembly Applications: 6250, 7085, 7110, 7120, 7145, 9130, 9150, 9170, 9190 Features: Mechanical, Air, Fits if the Original Suspension is a Grammer	\$764.00
<b>Tractor: Rockshaft &amp; Hitch</b>	
<b>Hitch Arms &amp; Cylinders: Center Links</b>	
<b>Order No: WN-S.4108</b>	
Description	Retail
 Link, Top, Category 2 Applications: DX3.30, DX3.50, DX3.65, DX3.70, DX3.90, DX4.07, DX4.51, DX4.70, DX4.71 Features: 1" Pin Size, 16" Center Body, Adjusts 23" to 32"	\$34.00
<b>Order No: WN-S.4603</b>	
Description	Retail
 Link, Top, Category 3 Applications: D36-07, DX6.30, DX6.31, DX6.50, DX6.61, DX7.10, DX8.30 Features: 1-1/4" Pin Size, 19" Center Body,	\$71.50

Deutz®

**Tractor: Rockshaft & Hitch**  
**Hitch Arms & Cylinders: Center Links**


**Order No: WN-S.4603**  
 Adjusts 25-1/2" to 32-1/2"

**Hitch Kits: Quick Hitches & Parts**  
**Order No: WN-49A602**


Description	Retail
Arm, Quick Hitch Applications: DX6.30, DX6.31, DX6.50, DX6.61, DX7.10, DX8.30 Features: Category 3, Heavy Duty, 38" Wide	\$748.00

**Tractor: Transmission / Clutch / PTO / TA**  
**Clutch: Bearing & Bushings**

**Order No: WN-6008-2RS**

Description	Retail
 Bearing, Pilot Applications: 9130, 9140	\$18.35


**Order No: WN-63042RS**

Description	Retail
 Bearing, Pilot Applications: DX3.57, DX3.65, DX4.07, DX4.17, DX4.31, DX4.51, DX4.56, DX4.57, DX4.61, DX4.68, DX4.71, DX4.78, DX6.06, DX6.07, DX6.08, DX6.11, DX6.16 Features: Sealed, 0.787" I.D., 2.047" O.D., 0.591" Thick	\$6.63

**Order No: WN-8307418**

Description	Retail
Bearing, Release Applications: 7085, 7110, D10006, D13006, D6006, D6806, D6807, D7006, D7007, D7206, D7505, D7506, D8006, D9005, D9006, DX 4.10, DX 4.30, DX 4.50 Features: 2.550" ID, 3.806" OD, 0.904 Width	\$133.00

**Order No: WN-836014**

Description	Retail
 Release Bearing Applications: 7110, D4006, D4506, D4507, D5006, D5206, D5207, D5506, D6006, D6206, D6207, D6240, D6250, D6250VF, D6260, D6260FV, D6260L, D6265, D6275, D6507, D6507C, D6806, D6807, D7006, D7007, D7007C, D7206, D7207, D7807, DX2.30, DX2.50, DX2.70, DX3.10SC, DX3.10VC, DX3.30, DX3.50, DX3.60 Features: Use WN-836014 Additional Models: DX3.70, DX3.90, DX6.30, DX80, DX85, DX90, DX90A, DX92, DX110, DX120, DX140, DX160	\$52.50

**Order No: WN-CH14769**

Description	Retail
 Release Bearing Applications: 5215 Features: Use WN-CH14769	\$56.50

**Clutch: Clutch Discs**  
**Order No: WN-02940318**

Description	Retail
PTO Disc Applications: DX110, DX110A, DX120, DX120A, DX4.31, DX4.47, DX4.51, DX4.56, DX4.57, DX6.06, DX6.07, DX6.10, DX6.16, DX6.17, DX6.30, 7110 Features: 12.250", 16 Spline Count, Organic, Rigid	\$173.72

**PTO: Shafts**  
**Order No: WN-4344612**

Description	Retail
PTO, Shaft	\$145.56


Applications: DX461, DX470, DX471, DX631, DX661  
 Features: 20/6 Spline

**Order No: WN-4348177**


Description	Retail
Shaft, PTO Applications: DX4.10, DX4.30, DX4.50, DX4.70, DX6.05, DX6.30, 7085, 7110, 7120 Features: 540 RPM, 20/6 Splines	\$218.44

**Tractor: Wheels, Rims, Tires & Tracks**


**Duals: Dual Rims**  
**Order No: WN-16X38-10HOLERIM**

Description	Retail
 Rim, 16 X 38, Dual Applications: D36-07, DX3-30, DX3-50, DX3-65, DX3-70, DX3-90, DX4-07, DX4-51, DX4-70, DX4-71, DX6-30, DX6-31, DX6-50, DX6-61, DX7-10, DX8-30 Features: 10 Hole	\$875.00


**Order No: WN-16X46-10HOLERIM**

Description	Retail
 Rim, 16 X 46 Applications: D36-07, DX3-30, DX3-50, DX3-65, DX3-70, DX3-90, DX4-07, DX4-51, DX4-70, DX4-71, DX6-30, DX6-31, DX6-50, DX6-61, DX7-10, DX8-30 Features: 10 Bolt Dual	\$1,134.00


**Rims: Closed Center Rims**  
**Order No: WN-10X15-6BOLT**

Description	Retail
 Rim, 10 X 15, Press Steel Applications: D36-07, DX3-30, DX3-50, DX3-65, DX3-70, DX3-90, DX4-07, DX4-51, DX4-70, DX4-71, DX6-30, DX6-31, DX6-50, DX6-61, DX7-10, DX8-30 Features: 6 Bolt	\$75.00


**Order No: WN-10X16-6BOLT**

Description	Retail
 Rim, 10 X 16, Press Steel Applications: 36-07, DX3-30, DX3-50, DX3-65, DX3-70, DX3-90, DX4-07, DX4-51, DX4-70, DX4-71, DX6-30, DX6-31, DX6-50, DX6-61, DX7-10, DX8-30 Features: 6 Bolt, 4 1/4" Inside Dish, 5 3/4" Outside Dish	\$117.00


**Order No: WN-10X16WHEEL**

Description	Retail
 Rim, 10 X 16 Applications: D36-07, DX3-30, DX3-50, DX3-65, DX3-70, DX3-90, DX4-07, DX4-51, DX4-70, DX4-71, DX6-30, DX6-31, DX6-50, DX6-61, DX7-10, DX8-30 Features: 8 Bolt Reversible, 4 1/4" Inside Dish, 5 3/4" Outside Dish	\$122.00

**Order No: WN-11X16.1-8HRIM**

Description	Retail
 Rim, 11 X 16.1 Applications: D36-07, DX3-30, DX3-50, DX3-65, DX3-70, DX3-90, DX4-07, DX4-51, DX4-70, DX4-71, DX6-30, DX6-31, DX6-50, DX6-61, DX7-10, DX8-30 Features: 6" Offset for 14LX16.1 Tire	\$149.00

**Order No: WN-8X15-6BOLT**

Description	Retail
 Rim, 8 X 15 Applications: D36-07, DX3-30, DX3-50, DX3-65, DX3-70, DX3-90, DX4-07, DX4-51, DX4-70, DX4-71, DX6-30, DX6-31, DX6-50, DX6-61, DX7-10, DX8-30	\$75.00

Deutz®

**Tractor: Wheels, Rims, Tires & Tracks**


**Rims: Closed Center Rims**

**Order No: WN-8X15-6BOLT**  
Features: 6 Bolt, 6" Circle, 4 5/8" Pilot


**Order No: WN-8X15-8BOLT**

Description	Retail
Rim, 8 x 15 Applications: D36-07, DX3.30, DX3.50, DX3.65, DX3.70, DX3.90, DX4.07, DX4.51, DX4.70, DX4.71, DX6.30, DX6.31, DX6.50, DX6.61, DX7.10, DX8.30 Features: 8 Bolt	\$86.75

**Order No: WN-8X16-8BOLT**

Description	Retail
 Rim, 8 x 16 Applications: D36-07, DX3.30, DX3.50, DX3.65, DX3.70, DX3.90, DX4.07, DX4.51, DX4.70, DX4.71, DX6.30, DX6.31, DX6.50, DX6.61, DX7.10, DX8.30 Features: 8 Bolt	\$125.00


**Order No: WN-8X16WHEEL**

Description	Retail
 Rim, 8 X 16 Applications: D36-07, DX3-30, DX3-50, DX3-65, DX3-70, DX3-90, DX4-07, DX4-51, DX4-70, DX4-71, DX6-30, DX6-31, DX6-50, DX6-61, DX7-10, DX8-30 Features: 6 Bolt, 6" Circle, 4 5/8" Pilot	\$75.00


**Order No: WN-92594**

Description	Retail
Wheel, 28", Steel Applications: D36-07, DX3.30, DX3.50, DX3.65, DX3.70, DX3.90, DX4.07, DX4.51, DX4.70, DX4.71, DX6.30, DX6.31, DX6.50, DX6.61, DX7.10, DX8.30 Features: 8 Bolt, 8" Bolt Circle, 6" Pilot	\$142.00

**Order No: WN-FW45166**

Description	Retail
 Rim, 4.5" x 16", Front Applications: D36-07, DX3-30, DX3-50, DX3-65, DX3-70, DX3-90, DX4-07, DX4-51, DX4-70, DX4-71, DX6-30, DX6-31, DX6-50, DX6-61, DX7-10, DX8-30 Features: 6 Hole, Universal Rim Fits Several Models, Primer Gray	\$55.00

**Order No: WN-FW55166**


Description	Retail
 Rim, 5.5" x 16", Front Applications: D36-07, DX3.30, DX3.50, DX3.65, DX3.70, DX3.90, DX4.07, DX4.51, DX4.70, DX4.71, DX6.30, DX6.31, DX6.50, DX6.61, DX7.10, DX8.30 Features: 6 Hole, Universal Rim Fits Several Models, Primer Gray	\$65.00

**Rims: Loop Rims**

**Order No: WN-12X24-4LOOPRIM**


Description	Retail
Rim, 12 X 24 Applications: D36-07, DX3-30, DX3-50, DX3-65, DX3-70, DX3-90, DX4-07, DX4-51, DX4-70, DX4-71, DX6-30, DX6-31, DX6-50, DX6-61, DX7-10, DX8-30 Features: 4 Loop	\$225.00

**Order No: WN-RW08244**


Description	Retail
 Rim, 8" x 24", Rear Applications: D36-07, DX3-30, DX3-50, DX3-65, DX3-70, DX3-90, DX4-07, DX4-51, DX4-70, DX4-71, DX6-30, DX6-31, DX6-50, DX6-61,	\$105.00

DX7-10, DX8-30  
Features: 4 Lug, Universal Rim Fits Several Models


**Order No: WN-RW09286**

Description	Retail
 Rim 9" x 28", Rear Applications: D36-07, DX3-30, DX3-50, DX3-65, DX3-70, DX3-90, DX4-07, DX4-51, DX4-70, DX4-71, DX6-30, DX6-31, DX6-50, DX6-61, DX7-10, DX8-30 Features: 6 Lug, Universal Rim Fits Several Models	\$105.00


**Order No: WN-RW10244**

Description	Retail
 Rim, 10" x 24", Rear Applications: D36-07, DX3-30, DX3-50, DX3-65, DX3-70, DX3-90, DX4-07, DX4-51, DX4-70, DX4-71, DX6-30, DX6-31, DX6-50, DX6-61, DX7-10, DX8-30 Features: 4 Lug, Universal Rim Fits Several Models	\$105.00


**Order No: WN-RW10286**

Description	Retail
 Rim, 10 X 28 Applications: D36-07, DX3-30, DX3-50, DX3-65, DX3-70, DX3-90, DX4-07, DX4-51, DX4-70, DX4-71, DX6-30, DX6-31, DX6-61, DX7-10, DX8-30, DX6-50, Features: 6 Lug	\$148.00

**Order No: WN-RW11286**

Description	Retail
 Rim, 11" x 28", Rear Applications: D36-07, DX3-30, DX3-50, DX3-65, DX3-70, DX3-90, DX4-07, DX4-51, DX4-70, DX4-71, DX6-30, DX6-31, DX6-50, DX6-61, DX7-10, DX8-30 Features: 6 Lug, Universal Rim Fits Several Model	\$140.00


**Order No: WN-RW12246**

Description	Retail
 Rim, 12" x 24", Rear Applications: D36-07, DX3-30, DX3-50, DX3-65, DX3-70, DX3-90, DX4-07, DX4-51, DX4-70, DX4-71, DX6-30, DX6-31, DX6-50, DX6-61, DX7-10, DX8-30 Features: 6 Lug, Universal Rim Fits Several Models	\$120.00

**Order No: WN-RW12368**

Description	Retail
Rim, 12 X 36 Applications: D36-07 DX3-30, DX3-50, DX3-65, DX3-70, DX3-90, DX4-07, DX4-51, DX4-70, DX4-71, DX6-30, DX6-31, DX6-50, DX6-61, DX7-10, DX8-30 Features: 8 Lug	\$264.18

**Order No: WN-RW13288**

Description	Retail
 Rim, 13" x 28", Rear Applications: D36-07, DX3-30, DX3-50, DX3-65, DX3-70, DX3-90, DX4-07, DX4-51, DX4-70, DX4-71, DX6-30, DX6-31, DX6-50, DX6-61, DX7-10, DX8-30 Features: 8 Lug, Universal Rim Fits Several Models	\$150.00

**Rims: Open Center Rims**

**Order No: WN-12X38DBVLRIM**

Description	Retail
Rim, 12 X 38 Applications: D36-07, DX3-30, DX3-50, DX3-65, DX3-70, DX3-90, DX4-07, DX4-51, DX4-70,	\$277.00




**Tractor: Wheels, Rims, Tires & Tracks**

**Rims: Open Center Rims**

**Order No: WN-12X38DBVLRIM**

DX4-71, DX6-30, DX6-31, DX6-50, DX6-61,  
DX7-10, DX8-30  
Features: Double Bevel

**Order No: WN-14X38DBVRIM**


 Description	Retail
Rim, 14" x 38" Applications: D36-07, DX3-30, DX3-50, DX3-65, DX3-70, DX3-90, DX4-07, DX4-51, DX4-70, DX4-71, DX6-30, DX6-31, DX6-50, DX6-61, DX7-10, DX8-30 Features: Double Bevel, 9" and 14" Notches, Silver	\$339.00

**Order No: WN-16X38DBVRIM**


Description	Retail
Rim, 16 X 38 Applications: D36-07, DX3-30, DX3-50, DX3-65, DX3-70, DX3-90, DX4-07, DX4-51, DX4-70, DX4-71, DX6-30, DX6-31, DX6-50, DX6-61, DX7-10, DX8-30 Features: Double Bevel, 9" and 14" Notches, Silver	\$380.00

**Rims: Power Adjust / Spin Out Rims**


**Order No: WN-11X28SORIM**

 Description	Retail
Rim, 11 X 28 Applications: D36-07, DX3-30, DX3-50, DX3-65, DX3-70, DX3-90, DX4-07, DX4-51, DX4-70, DX4-71, DX6-30, DX6-31, DX6-50, DX6-61, DX7-10, DX8-30 Features: 4 Rail Spinout, 4 Stops, Drilled Parallel, 10" Adj, 2 1/2"	\$365.00


**Order No: WN-12X26SORIM**

 Description	Retail
Rim, 12 X 26 Applications: D36-07, DX3-30, DX3-50, DX3-65, DX3-70, DX3-90, DX4-07, DX4-51, DX4-70, DX4-71, DX6-30, DX6-31, DX6-50, DX6-61, DX7-10, DX8-30 Features: 4 Rail Spinout, 5 Stops, Drilled Parallel, 10" Adj, 2"	\$400.00


**Order No: WN-12X28SORIM**

 Description	Retail
Rim, 12 X 28 Applications: D36-07, DX3-30, DX3-50, DX3-65, DX3-70, DX3-90, DX4-07, DX4-51, DX4-70, DX4-71, DX6-30, DX6-31, DX6-50, DX6-61, DX7-10, DX8-30 Features: 4 Rail Spinout, 4 Stops, Drilled Parallel, 10" Adj, 2.5"	\$409.00


**Order No: WN-13X28SORIM**

 Description	Retail
Rim, 13 X 28 Applications: D36-07, DX3-30, DX3-50, DX3-65DX3-70, DX3-90, DX4-07, DX4-51, DX4-70, DX4-71, DX6-30, DX6-31, DX6-50, DX6-61, DX7-10, DX8-30 Features: 4 Rail Spinout, 4 Stops, Drilled Parallel, 10" Adj, 2.5"	\$425.00

**Order No: WN-14X38PA6**

 Description	Retail
Rim, 14" x 38" Applications: 36-07, DX3-30, DX3-50, DX3-65, DX3-70, DX3-90, DX4-07, DX4-51, DX4-70, DX4-71, DX6-30, DX6-31, DX6-50, DX6-61, DX7-10, DX8-30 Features: 6 Rail Spinout, Drilled Parallel	\$575.00

**Order No: WN-15X28SORIM**

 Description	Retail
Rim, 15 X 28 Applications: D36-07, DX3-30, DX3-50, DX3-65, DX3-70, DX3-90, DX4-07, DX4-51, DX4-70, DX4-71, DX6-30, DX6-31, DX6-50, DX6-61, DX7-10, DX8-30 Features: 4 Rail Spinout, 4 Stop Holes, Drilled Parallel, 12" Adj, 3"	\$467.00

**Industrial: Electrical**

**Starter: Switch**


**Order No: WN-5118444**

Description	Retail
Starter Switch	\$79.17
Applications: 605C Super, 1000 Super, 1000DT Super, 350, 350DT, 400, 400DT, 450, 450DT, 480, 480DT, 500, 500DT, 540, 540DT, 550, 600, 600DT, 640, 640DT, 650, 650DT, 750, 750DT, 900, 900DT	
Features: Lever Type 605C SUPER (W/ COLD STARTING AID W/ 8045.02 ENGINE, 1000 SUPER (W/ COLD STARTING AID W/ 8065.04 ENGINE), 1000DT SUPER (W/ COLD STARTING AID W/ 8065.04 ENGINE), 350 (W/ 8025.02 ENGINE), 350DT (W/ 8025.02 ENGINE), 400 (W/ 8035.01 ENGINE), 400DT (W/ 8035.01 ENGINE), 450 (W/ 8035.01 ENGINE), 450 (W/ 8035.02 ENGINE), 450DT (W/ 8035.01 ENGINE), 450DT (W/ 8035.02 ENGINE), 480 (W/ COLD STARTING AID W/ 8035.02 ENGINE), 480DT (W/ COLD STARTING AID W/ 8035.02 ENGINE), 500 (W/ COLD STARTING AID W/ 8035.02 ENGINE), 500DT (W/ COLD STARTING AID W/ 8035.02 ENGINE), 540 (W/ 8035.02 ENGINE), 540DT (W/ 8035.02 ENGINE), 550 (W/ 8045.01 ENGINE), 600 (W/ 8045.02 ENGINE), 600DT (W/ 8045.02 ENGINE), 640 (W/ 8045.02 ENGINE), 640DT (W/ 8045.02 ENGINE), 650 (W/ COLD STARTING AID W/ CN3 ENGINE), 650DT (W/ COLD STARTING AID W/ CN3 ENGINE), 750 (W/ COLD STARTING AID W/ CO3/70 ENGINE), 750DT (W/ COLD STARTING AID W/ CO3/70 ENGINE), 900 (W/ COLD STARTING AID W/ 8065.01 ENGINE), 900DT (W/ COLD STARTING AID W/ 8065.01 ENGINE)	

**Industrial: 2 Wheel Drive Front Axle and Steering**

**Axle: Bolsters & Pivot Plates**

Order No: WN-C5NN3127B

Description	Retail
 Front Axle Pin Applications: 2100, 2110, 2120, 2150, 2300, 2310, 3055, 3100, 3110, 3120, 3150, 3300, 3310, 3330, 3400, 4110, 4140, 335, 532, 540 Features: 1.75" O.D., 4.25" Long (2100, 2110, 2120, 2150, 2300, 2310, 3055, 3100, 3110, 3120, 3150, 3300, 3310, 3330, 3400, 4110, 4140 All 1/1"/65-7/31"/70)	\$24.00

**Axle: Center Tubes & Housings**

Order No: WN-957E1190A

Description	Retail
Front Wheel Seal Applications: Dexta, Super Dexta, 231, 531, 2000, 2300, 2600, 3000, 3300, 3600, 3610, 3900, 3910, 4000, 4100, 4110	\$3.94

**Spindles & Knees: Bushings, Bearings & Thrust Washers**

Order No: WN-C7NN3123A


Description	Retail
Bearing, Spindle Pin Applications: 340A, 340B, 345C, 345D, 3500, 3550, 4400, 445, 445A, 4500, 455, 515, 535, 545, 550, 555, 555A, 555B, 655, 655A, 250C, 250C Features: 2.190" OD, 1.135" ID, 0.625" Thick	\$13.46

Order No: WN-TDBA3125A

Description	Retail
Seal, Spindle Pin Applications: 1801, 340A, 340B, 345C, 345D, 3500, 3550, 420, 4400, 445, 445A, 445C, 450, 4500, 455, 515, 535, 540, 540A, 540B, 545, 545A, 545C, 545D, 550, 555, TT55, TT75, 250C, 260C, 3000, 340, 4000, 4040, 5110, 5610, 6410, 6610, 6610O, 6810, 7010, 7610, 8010 Features: 1.190" OD, 0.625" ID, Priced Individually, Packs of 4 555B, 655, 655A	\$2.39


**Spindles & Knees: Spindles**

Order No: WN-EFPN3115A


Description	Retail
 Spindle, Repair Kit Applications: 5110, 5610, 6410, 6610, 6810, 7010, 7610, 8010, 3000, 4000, 455, 550, 555, 555A, 555B, 655, 655A, 3500, 420, 4400, 445, 445A, 445C, 445D, 4500 Features: 515, 535, 540A, 540B, 545, 545A, 545C, 545D, 250C, 260C, 340A, 340B, 345C, 345D, 3550	\$108.00

**Steering Arms & Tie Rods: Tie Rods & Drag Links**

Order No: WN-1277452C1

Description	Retail
 Tie Rod, Inner Applications: 3000, 3500, 3550, 4000 1965-, 420, 4500, 535, 5500, 5550, 6500, 750, 7500, 755, 755A, 755B Features: A= 5.375", B= 1.125, 12 UNF LH Thread	\$30.00

Order No: WN-379326R91


Description	Retail
 Tie Rod End Applications: 3000, 3400, 4000, 4410, 335, 352 Features: A= 4.06", B= 0.812", 16 UN Left Hand Thread	\$24.00

Order No: WN-957E3287




Description	Retail
Drag link Clamp Applications: Dexta, NAA, Super Dexta, 2N, 8N, 9N, 600, 601, 700, 701, 800, 801, 900, 901, 2000, 2031, 2100, 2110, 2120, 2130, 2131, 2300, 2310, 2600, 2610, 2910, 3000, 3100, 3110, 3120, 3300, 3310, 3600, 3610, 3900, 3910, 4000, 4031, 4100, 4110, 4120, 4121, 4131, 4140, 230A, 231, 233, 333, 530, 531 Features: (2000, 3000, All 65/)	\$4.50

Order No: WN-9968018

Description	Retail
 Tie Rod, Inner, Ball Joint Applications: 555E, 5640, 575E, 655E, 6640, 675E, 7740, 7840, 8210, 8240, 8340 Features: A= 8.21", B= M22 x 1.5 RH Thread, C= M24 x 1.5 RH Thread	\$76.75


Order No: WN-AL60161

Description	Retail
 Tie Rod, End Applications: 7910, 8210, 8530, 8630, TW5, TW15, TW25 Features: 8-1/4" Long, M22 x 1.5 RH Threads & M24 x 1.5 RH Threads	\$65.00


Order No: WN-C5NN3307G

Description	Retail
Drag Link End Applications: 2000, 2100, 2110, 2120, 2310, 2600, 2610, 2810, 2910, 3000, 3055, 3100, 3150, 3330, 3600, 3610, 3900, 3910, 4000, 4100, 4110, 4110O, 4140, 4330, 4340, 4600, 4610, 4610NO, 4610O, 4610SU, 4610V, 230A, 234, 334, 335, 530A Features: 29.625" Long From Center Ball Joint to End, Right Hand All With Power Steering without Cab Fits Ford Industrials 230A, 234, 334, 335, 530A (All 01/81 - 09/84, without Cab, with Power Steering) 230A, 234, 334, 335, 530A (All 10/84 - later, with LP Cab, with Power Steering) 231, 531 (01/75 - 12/81, without Cab, with Power Steering)	\$100.85


Order No: WN-C5NN3349A

Description	Retail
 Drag Link Tube Applications: 230A, 231, 234, 334, 530A, 531, 2000, 2100, 2110, 2150, 3000, 3055, 3100, 3150, 4000, 2600, 2610, 2810, 2910, 3600, 3610, 3900, 3910, 4100, 4110, 4600SU, 4610SU, NAA, Jubilee Features: 5" Long (AA, 2031, 210, 2131, 4031, 4120, 4131, 600, 800 All S/N -78836), 2000 (3 Cyl), 4 Cyl with S/N -78836), (230A, 231, 234, 2600, 2610, 2810, 2910, 3600, 3610, 3900, 3910, 4100, 4110, 4600SU, 4610SU, All without Cab), (230A, 231, 234, 334, 530A, 531 All without Cab)	\$30.00

Order No: WN-C5NN3A300B

Description	Retail
 Tie Rod End Drag Link Front Applications: 2100, 2110, 2120, 2310, 2600, 2610, 2810, 2910, 3055, 3100, 3150, 3330, 3600, 3610, 3900, 3910, 4100, 4110, 4140, 4330, 4340, 4600, 4610, 230A, 231, 234, 531, 4140 Features: A= 3.312", B= 0.75", 16 LH Thread (230A, 231, 234, 531) All with Power Steering	\$15.00

Order No: WN-C5NN3A302B

Description	Retail
 Tie Rod, Inner Applications: 2000, 2100, 2120, 2150, 2310, 2600, 2600N, 2600R, 2600V, 2610, 2810, 2910,	\$13.00


**Industrial: 2 Wheel Drive Front Axle and Steering**

**Steering Arms & Tie Rods: Tie Rods & Drag Links**


**Order No: WN-C5NN3A302B**

3000, 3100, 3120, 3150, 3330, 334, 230A, 231, 234, 3000, 335, 531, 3600, 3600N, 3600NO, 3600R, 3600V, 3610, 3610NO, 3610V, 3900, 3910, 3910H, 3910R, 3910V, 4000, 4100, 4110, 4110V, 4140, 4330, 4340, 4600SU  
 Features: A= 1.875", B= 0.437", 20F Thread, Includes Boot, Clamp & Nut Additional Models: 4610SU, 4610V Fits Industrial Models: 230A, 231, 234, 334, 335, 530A, 531, 532


**Order No: WN-C7NN3280D**

Description	Retail
 Tie Rod, Outer Applications: 8000, 9000, 9700, 8200, 8600, 8700, 9200, 9600 Features: A- 19.625", B-.937", 9 Notches on Bottom (8000, 9000, 9700 For All Purpose Axle/Wide Axle), (8200, 8600, 8700, 9200, 9600 All 68-76 For All Purpose Axle/Wide Adj Axle)	\$35.00


**Order No: WN-C7NN3289C**

Description	Retail
 Tie Rod, Outer, LH Applications: 5200, 7200, 8000, 9000, 9700, 8200, 8600, 8700, 9200, 9600 Features: A=7.375", B=1", 16 Right Hand Thread, All Purpose Axle (5200, 7200 w/All Purpose Axle w/PS), (8000, 9000, 9700 for All Purpose Axle), (8200, 8600, 8700, 9200, 9600 All for 68-76 All P	\$22.00


**Order No: WN-CAR88759**

Description	Retail
 Tie Rod End Left Hand Applications: 250C, 260C, 345C, 345D, 445, 445A, 445C, 445D, 450, 455, 455C, 455D, 545, 545A, 545C, 545D, 550, 555, 555A, 555B, 555C, 555D, 575D, 655, 655A, 655C, 655D, 675, 675D Features: A= 4.16", B= 24 x 1.5" LH mm Thread All with Front Wheel Drive	\$28.00

**Order No: WN-E6NN3282AA**

Description	Retail
 Tie Rod, Tube Applications: 455 7/87-, (550, 555, 555A, 555B, 655, 655A, All 1/75-10/88) Features: A= 54.06", B= 1" 16 UN 24 RH Thread, C= 1" 16 UN 24 LH Thread	\$98.75

**Order No: WN-NAA33271A**

Description	Retail
 Drag Link End Rear Applications: 9N, 2N, 8N, NAA, 600, 601, 611, 620, 621, 630, 631, 640, 641, 650, 651, 660, 661, 671, 681, 800, 801, 811, 820, 840, 841, 850, 851, 860, 861, 871, 881, 2000, 2031, 2120, 2131, 4000, 4031, 4120, 4131, 300, 330, 340, 350, 460 Features: A= 4.25", B= 0.687", 18 RH Thread 9N, 2N, 8N, NAA, 600 series, 800 series, 2000 with manual steering (1962-64), 2031, 2120, 2131, 4000 with manual steering (1962-64), 4031, 4120, 4131, Fits International 300 (International - Utility), 330 (International - Utility), 340 (International - Utility), 350 (International - Utility), 460 (International - Utility)	\$10.50


**Steering Pumps, Motors, Gear Boxes, etc.: Power Steering Cylinders & Related**

**Order No: WN-CAPN3300A**


Description	Retail
 Tie Rod End Applications: 335, 532, 1811, 1821, 1841, 1871,	\$20.00

1881, 2030, 2130, 3400, 4030, 4121, 4130, 4410  
 Features: A=1.875", B=.5", Includes Boot, Clamp and Nut Female Thread (335, 3400, 532, All and other Later Series w/ Dual Drag Link Steering), 4410 Ind and Other Later Series w/ Dual Drag Link


**Order No: WN-D8NN3A540BJM**

Description	Retail
 Power Steering, Cylinder, End Applications: 4500, 535, 545, 555 Features: Male, 2.3775" Long, .625" Dia., 18 Right-Hand Thread 545 (All for HD), 555 (Early All for HD)	\$13.00

**Order No: WN-D9NN3A302AB**

Description	Retail
 Power Steering, Cylinder, End Applications: 3910V, 4110V, 4610V, 550, 555, 555A, 555B, 650, 6500, 655, 655A, 750, 7500, 755A, 755B Features: Female End, A= 2.37", B= 1", C= 0.687", 18	\$24.00

**Order No: WN-D9NN3A303AB**

Description	Retail
 Power Steering, Cylinder, End Applications: 3910V, 4000, 4110V, 4200, 4610V, 550, 5500, 555, 555A, 555B, 650, 6500, 655, 655A, 750, 7500, 755A, 755B Features: Male End, A= 2", B= 0.687", 18 Thread	\$19.00

**Order No: WN-E3NN3A540BA**


Description	Retail
Power Steering, Cylinder Applications: 555B, 5610, 5610S, 5900, 6610, 6610S, 7610, 7610S, 7810, 7810S	\$428.18

**Steering Pumps, Motors, Gear Boxes, etc.: Power Steering Pumps & Related**


**Order No: WN-81871798**

Description	Retail
 Power Steering, Pump Applications: 455C, 555C, 575C, 655C	\$575.00

**Order No: WN-C3NN3A674C**

Description	Retail
 Power Steering Pump Applications: WD, WD45, 500, 501, 600, 601, 611, 621, 631, 641, 651, 661, 671, 681, 700, 701, 740, 741, 771, 800, 801, 811, 821, 841, 851, 861, 871, 881, 900, 901, 941, 950, 951, 961, 971, 981, 2000, 2030, 2031, 2110TR, 2111, 2120, 2130, 2131, 4000, 4030, 4031, 4110TR, 4120, 4121, 4130, 4131, 1801, 1811 Features: W/O Reservoir And Pulley WD, WD45 (both using Eaton belt driven pump) 2000 (4 cylinder) 4000 (4 cylinder), 4030 (4 cylinder), 4130 (4 cylinder), 4140 (for tractors with canister on top pump - will require new pressure hose fitting 5/8-18 male Additional Models: 1821, 1841, 1871, 1881, 2030, 4040	\$459.00


**Order No: WN-E6NN3K514PA99M**

Description	Retail
 Power Steering, Pump Applications: 4000, 4040, 4100, 4600, 4610, 4630, 4830, 5030, 5100, 5600, 5610, 7610, 5900, 6600, 6610, 7100, 7600, 7610 Features: For Use With Flair Fittings, With Reservoir 4610 1/81-, 4630 3/90-5/93, (4830, 5030, All 7/90-), (5610, 7610, All 1/81-3/85), 5900 4/85-4/88	\$385.00


**Industrial: Body & Sheet Metal**

Ford/New Holland®


**Industrial: Body & Sheet Metal**  
**Sheet Metal: Fenders**  
**Order No: WN-C5NN16312AA**

Description	Retail
 Fender, LH or RH Applications: 230A, 231, 233, 234, 250C, 260C, 333, 334, 335, 340, 340A, 340B, 345C, 345D, 420, 445, 445A, 445C, 445D, 450, 455C, 455D, 515, 530A, 531, 532, 535, 540, 540A, 540B, 545, 545A, 545C, 545D, 1801, 1811, 1821, 1841, 1871, 1881, 2030, 3500, 4040, 4500, 2000, 2600, 2610, 3000, 3600, 3610 Features: w/ Bracket Additional Models: 601, 611, 621, 631, 641, 651, 661, 671, 681, 801, 811, 821, 841, 851, 861, 871, 881, 2000, 2031, 2150, 2300, 2310, 2600, 2610, 2810, 2910, 3000, 3100, 3110, 3120, 3150, 3230, 3300, 3310, 3330, 3400, 3430, 3500, 3600, 3610, 3900, 3910, 3930, 4000, 4000SU, 4030, 4031, 4120, 4121, 4131, 4400, 4500, 4600, 4600SU, 4610	\$132.00


**Order No: WN-D8NN16312ABB**

Description	Retail
 Fender, RH Applications: 335, 420, 515, 532, 535, 2600, 2610, 2810, 2910, 335, 3600, 3610, 3910, 3930, 4100, 4110, 4600, 4600SU, 4610, 4610SU, 4630, 4830, 5030, 532, 5600, 5610, 6600, 6610, 7600, 7610 Features: Flat Top	\$208.00


**Order No: WN-E1NN16315DA**

Description	Retail
 Fender Right or Left Applications: NAA Jubilee, 2000, 2600, 2610, 3000, 340A, 3600, 3610, 4000SU, 420, 445A, 4500, 4600SU, 535, 540A, 540B, 545, 600, 800, 801, 811, 820, 821, 840, 841, 850, 851, 860, 861, 871, 881 Features: Bracket Not Included 4000SU(4140), 600 SERIES, 800 SERIES	\$76.50


**Order No: WN-E5NN16313DA**

Description	Retail
 Fender, LH Applications: 335, 420, 515, 532, 535, 2600, 2610, 2810, 2910, 335, 3600, 3610, 3910, 3930, 4100, 4110, 4600, 4600SU, 4610, 4610SU, 4630, 4830, 5030, 532, 5600, 5610, 6600, 6610, 7600, 7610 Features: Flat Top	\$208.00


**Order No: WN-FDS301**

Description	Retail
 Fender, LH or RH Applications: 1801, 1811, 1821, 1841, 1871, 1881, 2000, 2030, 2031, 2100, 2120, 2121, 2130, 2131, 2150, 2300, 230A, 231, 2310, 233, 234, 250C, 2600, 2600V, 260C, 2610, 2810, 2910, 3000, 3100, 3110, 3120, 3150, 3230, 3300, 3310, 333, 3330, 334, 335, 340, 3400, 340A, 340B, 3430, 345C, 345D, 3500, 3600 Features: w/ Bracket, Raised Ford Script Imprint, 17 3/4"H, 42" W 2000 (4 Cylinder) Additional Models: 3600V, 3610, 3900, 3910, 3930, 4000 4 cylinder, 4000SU, 4030 3 Cylinder, 4031, 4040, 4120, 4121, 4131, 420, 4400, 445, 445A, 445C, 445D, 450, 4500, 455C, 455D, 4600, 4600SU, 4610, 515, 530A, 531, 532, 535, 540, 540A, 540B, 545, 545A, 545C, 545D, 601, 611, 621, 631, 641, 651, 661, 671, 681, 801, 811, 821, 841, 851, 861, 871, 881	\$217.00

**Sheet Metal: Grilles**  
**Order No: WN-C5NN8A163A**

Description	Retail
 Grille Screen, Upper Applications: 2000, 2100, 2110, 2120, 2150, 2300, 2310, 3000, 3055, 3100, 3110, 3120, 3150, 3300, 3310, 3330, 3400, 4000, 4100, 4110, 4190, 4200, 4330, 4340, 5000, 5100, 4400 Features: 17-1/2" Wide, 7-1/4" High 1965- 3/168 All Models	\$80.97

**Order No: WN-D1NN8151B**

Description	Retail
 Grille, Front Applications: 4410, 5000, 5100, 5340, 7000, 7100, 7200, 3500, 3550, 4400, 4500 Features: W/ Inset Headlights, 1/65-12/74	\$89.65


**Sheet Metal: Hoods**  
**Order No: WN-D6NN16N644A**

Description	Retail
Hood Latch Applications: 345C, 345D, 3550, 420, 4400, 445, 445C, 445D, 4500, 515, 540, 545, 2310, 2600N, 3310, 335, 340, 3400, 3600N, 4410, 4830, 5030, 5110, 5200, 532, 5610, 5900, 6410, 6600, 6610, 6810, 7200, 7600, 7610 Features: 345C Year 12/88-, 345D Year 9/92-, 3550 Years 1968-1969, 445C 12/88-, 445D 9/92-, 340 Years 1975-1981, 3400 Years 1965-1974	\$9.11

**Industrial: Brakes**


**Brakes: Discs & Plates**

**Order No: WN-83999753**

Description	Retail
 Brake, Disc Applications: 2100, 2600, 2610, 2810, 2910, 3055, 3100, 335, 340, 3400, 345C, 345D, 3600, 3610, 3900, 3910, 4000SU, 4140, 4100, 4110, 4410, 4600, 4610, 532, 345C, 345D, 3550, 420, 4400, 445C, 445D, 450, 4500, 455C, 515, 540, 545C, 545D, 550, 555, 555A, 555B, 555D Features: 8.07" OD, 0.75" Facing, One Per Package	\$20.50

**Brakes: Shoes & Pads**

**Order No: WN-F2NN2218AA**

Description	Retail
 Brake Shoes Applications: 2000, 230A, 231, 2310, 233, 234, 2600, 2610, 3000, 333, 334, 335, 3500, 3600, 3600N, 3600NO, 3600V, 3610, 4110, 530A, 531 Features: Sold 4/Box, Priced per Piece 3000 12/1/1966-, 4110 12/66	\$18.00

**Industrial: Cooling System**


**Fan: Fans**

**Order No: WN-D0NN8600AA**

Description	Retail
Fan Blade Applications: 420, 445, 4500, 515, 535, 540, 545, 550, 555, 6500, 2000, 2100, 2600, 3000, 3600, 4100, 4110, 4600, 4610, 5000, 5100, 5200, 531, 532, 6600 Features: 6 Blades, , 16" Dia., 2.5" Center to Mounting Holes	\$32.00

**Radiator: Radiators, Cores, & Tanks**

**Order No: WN-82847506**

Description	Retail
 Radiator Applications: 555, 555C, 555D, 575D, 655C, 655D, 675D Features: Comes With Oil Cooler, 24-1/8"X20-1/4"X 2-11/16", 4 Row Core	\$490.00

**Order No: WN-C5NN8005AB**

**Industrial: Cooling System**

**Radiator: Radiators, Cores, & Tanks**

Order No: WN-C5NN8005AB



Description	Retail
Radiator Applications: 2000, 2031, 2110TR, 2111, 2120, 2130, 2131, 4000, 4110TR, 4120, 4121, 4131, 501, 541, 600, 601, 611, 620, 621, 630, 631, 640, 641, 650, 651, 660, 661, 681, 700, 701, 740, 741, 800, 801, 811, 820, 821, 840, 841, 850, 851, 860, 861, 871, 881, 900, 901, 941, 950, 951, 960, 961, 971, 981, NAA, NAB Features: 17.5" H x 15.625" W, 3 Rows Additional Applications: 671, 771	\$230.00

Order No: WN-D8NN8005PA



Description	Retail
Radiator Applications: 2000, 2100, 2300, 2600, 3000, 3100, 3300, 3400, 3500, 3600, 4000, 4100, 4200, 4400, 4500, 4600, 4600SU, 5000, 5100, 5200, 5600, 5700, 6600, 231, 233, 250C, 333, 335, 340, 340A, 340B, 420, 445, 445A, 450, 515, 531, 532, 535, 540, 540A, 540B, 545, 545A Features: w/ Oil Cooler, 16.5" H x 17.5" W, 4 Rows With Oil Cooler on Grille Side	\$310.00

Order No: WN-E0NN8005FA15L



Description	Retail
Radiator Applications: 455, 550, 555, 555A, 555B, 555D, 655, 655A Features: 4 Rows of Tubes, 8 Fins per Inch 455 7/87-11/88, (550, 555, 555A, 555B, 655, 655A, All 8/81-)	\$350.00

Order No: WN-E7NN8005DA



Description	Retail
Radiator Applications: 445D, 455, 455C, 555C, 555D, 655C Features: 4 Rows of Tubes, 8 Fins per Inch All w/o Noise Control 11/88-8/93	\$345.00

Order No: WN-E9NN8005AB15M



Description	Retail
Radiator Applications: 250C, 260C, 3230, 3430, 3930, 3930H, 3930N, 4130, 4130NO, 4630, 4630N, 4630NO, 4630O Features: 16.25" H x 17.5" W, 3 Rows 3230, 3430, 3930, 3930H, 3930N, 4130, 4130NO, 4630, 4630N, 4630NO, 4630O, All 3/90	\$260.00

**Radiator: Related Parts**

Order No: WN-E2NN8100BA



Description	Retail
Radiator Cap Applications: 550, 555, 655A, 655C, TW10, TW15, TW20, TW25, TW30, TW35, TW5, 2000, 2310, 2600, 2610, 2810, 2910, 3000, 3230, 3430, 3600, 3610, 3900, 3910H, 3930, 4000, 4100, 4110, 4130, 4600, 4610, 4630, 5000, 5110, 5200, 5600, 5610, 5700, 5900, 6410, 6600, 6610, 6700, 6710, 6810, 7000, 7200, 7410 Features: Additional Models: 7600, 7610, 7700, 7710, 7910, 8000, 8200, 8210, 8530, 8600, 8630, 8700, 8730, 8830, 9000, 9200, 9600, 9700,	\$4.00

**Thermostats: Gaskets**

Order No: WN-EAF8255A



Description	Retail
Gasket, Thermostat Housing Applications: NAA(JUBILEE), 600, 700, 800, 900, 2000, 2031, 2110, 2111, 2120, 2131, 4000,	\$6.22

4000SU, 4030, 4031, 4040, 4110, 4120, 4121, 4130, 4131, 1801, 1811, 1821, 1841, 1871, 1881, 2030, 2130  
Features: Sold In Packs of 5 900 Series

**Thermostats: Thermostats**

Order No: WN-11C30

Description	Retail
Thermostat Applications: A64, A66, 555E  Features: 180 Degree	\$8.48

Order No: WN-D8NN8575BA

Description	Retail
Radiator, Thermostat Applications: 5700, 6410, 6600, 6610, 6700, 6710, 6810, 700, 7000, 7200, 7410, 7610, 7700, 7710, 800, 8000, 8700, 900, 9000, 9700 Features: 192 Degrees 3550, 420, 4400, 445, 515, 535, 540, 545, 550, 555, 7500	\$9.31

**Water Pump & Manifolds: Pulleys**

Order No: WN-87326910

Description	Retail
Tensioner, Belt Applications: LV80, U80, TJ275, TJ325 Features: Use Part Number WN-87326910	\$59.00

**Water Pump & Manifolds: Water Pumps**

Order No: WN-2852114

Description	Retail
Water Pump Applications: B110, B115, B95, LB110, LB115, LB75, LB90, LM415A, LM435A, LN445A, LM5040, LM5060, LM5080, C185, C190, LS185, L185, L190, TD5050, TL100A, TL90A, TN95A, TN95DA, TS100A, TS110A, TS115A, TS125A, TS130A, TS135A, TV6070, T4040, T4050, T4050F, T4050V, T5040, T5050, T5060, T5070 Features: Additional Applications: T6010, T6020, T6030, T6040, T6050, T6060, T6070	\$55.00

Order No: WN-87800115

Description	Retail
Water Pump Applications: 2000, 2100, 2110, 2120, 2300, 2310, 2600, 2600R, 2600V, 2610, 2610V, 230A, 231, 233, 234, 250C, 256, 2810, 2910, 3000, 3055, 3100, 3120, 3230, 3300, 3310, 3330, 3400, 3430, 3600, 3600N, 3600NO, 3600R, 3600V, 3610, 3610NO, 3610V, 3900, 3910, 3910H, 3910N, 3910R, 3910V, 3930, 3930H Features: Pump and Housing, Single Pulley, with Gasket (2000, 2100, 2110, 2120, 2300, 2310, 2600, 2600R, 2600V, 2610, 2610V, All w/ BSD326 Engine) Additional Models: 3930N, 3930NO, 4000, 4100, 4110, 4130, 4130N, 4200, 4330, 4340, 4400, 4410, 4600, 4600SU, 4610, 4610H, 4610N, 4610NO, 4610SU, 4630, 4630N, 4630NO, 4630O, 5000, 5100, 5110, 5200, 5340, 5600, 5610, 5700, 5900, 6410, 6600, 6600C, 6600O, 6610, 6610O, 6700, 6710, 6810, 7000, 7100, 7200, 7410, 7600, 7600C, 7610, 7610O, 7700, 7710; Fits Ford Industrial 230A, 231, 233, 234, 250C, 334, 335, 340, 340A, 340B, 345, 345C, 345D, 420, 445, 445A, 445C, 445D, 450, 455, 455C, 455D, 515, 530, 530A, 531, 532, 535, 540, 540A, 540B, 545, 545A, 545C, 545D, 550, 555, 555A, 555B, 655, 655A, 3500, 3550, 4400, 45000	\$75.00

Order No: WN-CDPN8501C

Description	Retail
Water Pump Applications: 501, 541, 600, 601, 611, 620, 621, 630, 631, 640, 641, 650, 651, 660, 661, 671,	\$61.00

Ford/New Holland®


**Industrial: Cooling System**

**Water Pump & Manifolds: Water Pumps**


**Order No: WN-CDPN8501C**

681, 700, 701, 740, 741, 761, 771, 800, 801, 811, 820821, 840, 841, 850, 851, 860, 861, 871, 881, 900, 901, 941, 950, 951, 960, 971, 981, 1800, 2000, 2031, 2100, 2110, 2111, 2120, 2130, 2131, 4000, 4030, 4031, 4100  
Features: With Pulley Additional Models: 4110, 4120, 4121, 4130, 4131, 4140 Industrial: 1801, 1811, 1821, 1841, 1871, 1881, 2030, 4040


**Order No: WN-DHPN8A513A**

Description	Retail
 Water Pump Applications: 8000, 8100, 8200, 8400, 8600, 8700, 9000, 9200, 9600, 9700, A66 Features: With Pulley, Single Groove Pulley 4.50" A66 (<8/31/1976), 9000 (1968 - 7/1976), 9600 (1968 - 7/1976); Includes pump to back plate gasket; Includes back plate to block gasket	\$95.00


**Order No: WN-DHPN8A513B**

Description	Retail
 Water Pump Applications: A64, 8000, 8200, 8400, 8600, 8000, 8200, 8600 Features: Includes Mounting Gasket Without pulley or hub A64 -8/31/1976, (8000, 8200, 8400, 8600, All 1968-7/1976), 8000 (1968 - 7/1976), 8200 (1968 - 7/1976), 8600 (68-7/76)	\$89.00

**Order No: WN-FAPN8A513DD**

Description	Retail
 Water Pump Applications: 2000, 3000, 4000, 2000, 230A, 231, 2310, 2610, 2810, 2910, 3610, 3910, 4110, 6600, 6610, 7600, 7610, 7700, 7710 Features: 5/16" and 7/16" Diameter Mounting Holes, Double Pulley (2000, 3000, 4000, All 1965-75), (2310, 2610, 2810, 2910, 3610, 3910, 4110, All 2/90)	\$89.00

**Order No: WN-FAPN8A513GG**

Description	Retail
 Water Pump Applications: 2000, 2100, 2110, 2120, 230A, 2300, 231, 2310, 233, 234, 250C, 256, 2600, 2600N, 2600R, 2600V, 2610, 2610V, 2810, 2910, 3000, 3055, 3100, 3120, 3230, 3300, 3310, 3330, 334, 335, 340, 3400, 3430, 3600, 3600N, 3600NO, 3600R, 3600V, 3610, 3610NO, 3610V, 3900, 3910, 3910H, 3910N, 3910R Features: w/ Single Pulley 3 or 4 Cylinder Tractor 1965-11/86, 1965-11/86, 3910V, 3930, 3930H, 3930N, 3930NO, 4000, 4100, 4110, 4130, 4130N, 4200, 4330, 4340, 4410, 4600, 4600SU, 4610, 4610H, 4610N, 4610NO, 4610SU, 4630, 4630N, 4630NO, 4630O, 5000, 5110, 5200, 530A, 531, 532, 5340, 5600, 5610, 5700, 5900, 6410, 6600, 6600C, 6600O, 6610, 6610O, 6700, 6710, 6810, 7000, 7100, 7200, 7410, 7600, 7600C, 7610, 7610O, 7700, 7710, 340A, 340B, 345C, 345D, 3500, 3550, 420, 4400, 445, 445A, 445C, 445D, 450, 4500, 455, 455C, 455D, 515, 535, 540, 540A, 540B, 545, 545A, 545C, 545D, 550, 555, 555A, 555B, 655, 655A	\$45.00

**Industrial: Drive Axles / Differentials / Front & Rear End**

**Axle: Planetary Related Parts**


**Order No: WN-N13513**

Description	Retail
 Gear, Planetary Applications: 345C, 345D, 445, 445C, 445D, 545C, 545D, 555C, 555D, 575D, 655C, 655D,	\$95.00

675D, 5640, 6640, 6640O, 6810  
Features: (345C, 345D, 445, 445C, 445D, 545C, 545D, 555C, 555D, 575D, 655C, 655D, 675D All Axle Ref# 126480/-4/30/1993),

**Axle: Related Parts**

**Order No: WN-H437678**


Description	Retail
 Inner Ring Gear Plate Applications: 5640, 6640, 6640O, 6810, 7010, 7610, 7610O, 7710, 7740, 7740O, 7810S, 7840, 7810O, 8010, 250C, 260C, 345C, 345D, 445C, 445D, 455C, 455D, 545C, 545D, 555C, 555D, 555E, 575D, 575E, 655C, 655D, 655E, 675D, 675E Features: Front Axle, MFD	\$125.00

**Order No: WN-N13504**

Description	Retail
MFWD King Pin Applications: 5640, 6640, 7740, 7840, 8240, 8340, 250C, 260C, 345C, 345D, 445, 445A, 445C, 445D, 450, 455C, 545, 545A, 545C, 545D, 555B, 555C, 555D, 575D, 655, 655A, 655C, 655D, 675D Features: Carraro	\$75.43

**Axle: Ring Gears**

**Order No: WN-H437677**

Description	Retail
 Ring Gear Applications: TB100, TB110, TB120, TB80, TB85, TB90, 250C, 260C, 5110, 5610, 5610S, 5640, 6410 UK, 6610 Features: Planetary Type, Internal Tooth, For Front Wheel Drive TB90 All Axle Ref# 149749, 5610S Axle Ref# 149749	\$195.00

**Industrial: Electrical**


**Alternator: Assembly**

**Order No: WN-D5NN10300D**

Description	Retail
Alternator Applications: TW10, TW20, TW30, 8000, 8600, 8700, 9000, 9600, 9700, 540, 540A, 540B, 545, 545A, 545C, 545D Features: 12V, CW, 51 Amp	\$88.25


**Starter: Assembly**

**Order No: WN-D7NN11001A**

Description	Retail
 Starter Applications: 2000, 2031, 2100, 2110, 2120, 2150, 2300, 2310, 2600, 2610, 3000, 3100, 3110, 3120, 3150, 3190, 3330, 3400, 3500, 3600, 3610, 3910R, 4000, 4100, 4110, 4140, 4200, 4330, 4340, 4400, 4410, 4500, 4600, 4610, 5000, 5100, 5200, 5340, 231, 233, 234, 333, 334, 335, 340, 420, 445, 3550 Features: 12 Volt, Gasoline	\$116.00

**Starter: Solenoid**

**Order No: WN-311006**

Description	Retail
 Relay Assembly Applications: 1811, 1821, 1841, 1871, 1881, 2030, 2130, NAA, 2120, 4030, 4120, 4130, 500, 600, 700, 800, 900 Features: 12 Volt, Years 1958-64, Diesel Tractors w/o Lucas Starters	\$12.75

**Industrial: Engines & Related Parts**

**Air Cleaners: Related Parts**

**Order No: WN-311112**

Description	Retail
Air Cleaner Hose	\$34.83

Ford/New Holland®

**Industrial: Engines & Related Parts**

**Air Cleaners: Related Parts**

**Order No: WN-311112**

Applications: 1801, 1811, 1821, 1841, 1871, 1881, 2030, 2130, 2000, 2031, 2111, 2120, 2131, 4000, 400SU, 4030, 4031, 4040, 4120, 4121, 4130, 4131, 500, 600, 700, 800, 900  
Features: Carburetor to Air Cleaner, 1-1/2" ID All Models With 134" Gas Engine.

**Blocks & Components: Camshafts & Related**

**Order No: WN-E1NN6250AC**

Description	Retail
Camshaft	\$287.35
Applications: 8000, 8200, 8400, 8600, 9000, 9200, 9600, 9700, TW5, TW10, TW15, TW20, TW25, TW30, TW35, A62, A66	
Features: 6 Cylinder, Diesel	

**Blocks & Components: Connecting Rods & Related**

**Order No: WN-87801220**



Description	Retail
Connecting Rod	\$153.49
Applications: TW15, TW20, TW25, TW30, TW35W, 276V, 276VII, 5610, 5900, 6410, 6610, 6710, 6810, 7000, 7100, 7200, 7410, 7600, 7610, 7700, 7710, 8630, 8730, 8830, 9000, 9030, 9030V, 9200, 9600, 9700, A62, A66, 555C, 555D, 575D, 655C, 655D, 675D, 750, 7500, 755, 755A, 755B	
Features: 1.625" Wrist Pin Size E4NN6200BB, 87770983, 502164, 83955929, E4NN6200BA, 83947560, C9NN6200C, 81819490	

**Blocks & Components: Cylinder Kits & Components**

**Order No: WN-86539364**

Description	Retail
Piston, Ring Set	\$27.50
Applications: 2030, 2031, 2110, 2111, 2120, 2130, 2131, 4000, 4030, 4031, 4040, 4121, 4030, 4131, 1801, 1811, 1821, 1841, 1871, 1881	
Features: For 1 Piston, 3.90" Standard Bore, Ford 172 Diesel	

**Blocks & Components: Gaskets**

**Order No: WN-HFS3178W**

Description	Retail
Gasket, Set, Complete	\$92.00
Applications: 2030, 2031, 2110, 2111, 2120, 2130, 2131, 4000, 4030, 4031, 4040, 4121, 4030, 4131, 1801, 1811, 1821, 1841, 1871, 1881	
Features: With Main Seals	

**Blocks & Components: Manifolds**

**Order No: WN-B9NN9425A**



Description	Retail
Manifold, 4 Cylinder, Gas, Intake & Exhaust	\$139.00
Applications: NAA, 501, 541, 600, 601, 611, 620, 621, 630, 631, 640, 641, 650, 651, 660, 661, 671, 681, 700, 701, 740, 741, 771, 800, 801, 811, 820, 821, 840, 841, 850, 851, 860, 861, 871, 881, 900, 941, 950, 951, 960, 961, 971, 981, 2000, 2031, 2110, 2111, 2120, 2130, 2131, 4000, 4031, 4110, 421, 4121, 4130	
Features: With Gasket All With Gas Engines	
Additional Industrial Models: 1801, 1811, 1821, 1841, 1871, 2030, 4040 Skid Steer Loader L778	

**Order No: WN-D3NN9430A**



Description	Retail
Manifold, 3 Cylinder, Diesel, Exhaust	\$47.00
Applications: 2310, 2600, 2610, 2810, 2910, 3230, 3430, 4130, 3610, 3900, 3910, 4100, 4110, 445, 445A, 445C, 445D, 450, 455D, 4610, 4630	
Features: (3230, 3430, 4130 All Less Turbo)	

**Blocks & Components: Turbos**

**Order No: WN-87800959**



Description	Retail
Turbocharger	\$983.17
Applications: 6610S, 6810S, 7010, 7610S, 7740, 7710O, TB80, TB85, TB100, TB110, TS100, TS110, 575E, 675E, LB90	
Features: For Emissionized Engine (575E, 675E both S/N 31009910-), 7010 S/N 850179M-	

**Order No: WN-87801413**



Description	Retail
Turbocharger	\$595.00
Applications: L865, LS180, LX865, LX885, 4630, 4630N, 4630NO, 4630O, 345D, 445D, 545D	

**Order No: WN-87801483**



Description	Retail
Turbocharger	\$595.00
Applications: LS180, L865, LX865, LX885, 345D, 445D, 545D, 3930, 4630, 4630N, 4630NO, 4630O	

**Order No: WN-E2NN6K682BC**



Description	Retail
Turbo Charger	\$858.93
Applications: A66, TW15, TW20, TW25, 8630, 8730	
Features: Includes Mounting Gasket	

**Cylinder Heads: Gaskets**

**Order No: WN-EAF6584C**

Description	Retail
Gasket, Valve Cover	\$6.51
Applications: 960, 961, 971, 981, 1801, 1811, 1821, 1841, 1871, 1881, 2030, 2130	
Features: Pack of 2, Priced Individually	
Valve Cover Gasket	\$6.51
Applications: NAA, NAB, 2000, 2031, 2111, 2120, 2131, 4000, 4000SU, 4030, 4031, 4040, 4110TR, 4120, 4121, 4130, 501, 541, 600, 611, 620, 621, 630, 631, 640, 641, 650, 651, 660, 661, 671, 681, 700, 701, 740, 741, 771, 800, 801, 811, 820, 821, 840, 841, 850, 851, 860, 861, 871, 881, 900, 901, 941, 950, 951	
Features: Pack of 2, Priced Individually	

**Flywheels & Ring Gears: Ring Gears**

**Order No: WN-83949153**



Description	Retail
Flywheel Ring Gear	\$53.97
Applications: TR87, TR97, A62, A64, A66, LB110, LB115, LB115.B, LB75.B, LB90, 340A, 340B, 345C, 345D, 3500, 3550, 420, 4400, 445, 450, 4500, 455, 515, 535, 540, 545, 550, 5500, 555, 5550, 575, 650, 6500, 655, 675, 750, 7500, 755, 1499, LS180, LS190, LX865, LX885, LX985, L783, L785, L865, TB100, TB110	
Features: 128 Teeth, 14.520" Inside Diameter, 16.115" Outside Diameter TR87 (S/N 556481-), TR97 (S/N 555853-), (340A, 340B, 345C, 345D, 3500, 3550, 420, 4400, 445, 445A, 445C, 445D, 450, 4500, 455, 455C, 455D, 515, 535, 540, 540A, 540B, 545, 545A, 545C, 545D, 550, 555, 555A, 555B All 3 cylinder Diesel), (5500, 555C, 555D, 555E, 5550, 575D, 575E, 650, 6500, 655, 655A, 655C, 655D, 655E, 675D, 675E, 750, 7500, 755, 755A, 755B All 4 cylinder Diesel), Additional Tractor models TB120, TB80, TB85, TB90, TM115, TM120, TM125, TM130, TM135, TM140, TM150, TM155, TM165, TM175, TM190, (TS100, TS110, TS115, TS90 All with 8x12 or 12x12 Trans), TV140, TV145, TW10, TW15, TW20, TW25, TW30, TW35, TW5, (2000 Gas 1/1965-), (2000, 2100, 2110, 230A, 2300, 231, 2310, 233, 234, 250C, 260C, 2600, 2600N,	



**Industrial: Engines & Related Parts**

**Flywheels & Ring Gears: Ring Gears**

Order No: WN-83949153

2600r, 2600V, 2610, 2610V, 276, 276VII, 2810, 2910, 3000, 3100, 3120, 3190, 3230, 3300, 3310, 333, 3330, 334, 335, 340, 3400, 3430, 3600, 3600N, 3600NO, 3600R, 3600V, 3610, 3610NO, 3610V, 3900, 3910, 3910H, 3910N, 3910R, 3910V, 3930, 3930H, 3930N, 3930NO, 4000, 4000SU, 4100, 4110, 4110N, 4110NO, 4110O, 4110V, 4130, 4130N, 4130NO, 4190, 4200, 4330, 4340, 4410, 4430, 4600, 4600NO, 4600O, 4600SU, 4610, 4610N, 4610NO, 4610O, 4610SU, 4610V, 4630, 4630N, 4630NO, 4630O, 4830, 4830N, 4830O, 530A, 531, 532 All 3 cylinder Diesel), (5000, 5100, 5190, 5200, 5340 All Diesel & Gas 6/1971-), (5030, 5030O, 5110, 5600, 5610, 5610S, 5640, 5700, 5900, 6600, 6600C, 6600O, 6610, 6610O, 6610S, 6640, 6640O, 6700, 6710, 6810, 7000, 7100, 7200, 7410, 7600, 7600C, 7610, 7610O, 7610S, 7700, 7710, 7740, 7740O All 4 cylinder Diesel), (7810, 7810O, 7840, 7840O, 7910, 8000, 8010, 8160, 8200, 8210, 8240, 8260, 8340, 8360, 8400, 8530, 8560, 8600, 8630, 8670, 8670A, 8700, 8730, 8770, 8770A, 8830, 8870, 8870A, 8970, 8970A, 9000, 9030E, 9030V, 9200, 9600, 9700 All 6 cylinder Diesel)

**Ignition: Distributor & Related**

Order No: WN-C5NF12106A



Description	Retail
Distributor Cap	\$10.07
Applications: 2000, 2100, 2110, 2120, 2150, 2300, 2310, 2500, 2610, 2810, 2910, 3000, 3055, 3100, 3110, 3120, 3150, 3190, 3300, 3310, 3330, 3400, 3600, 3610, 4000, 4000SU, 4100, 4110, 4140, 4190, 4200, 4330, 4340, 4400, 4410, 4500, 4600, 4600SU, 4610, 500, 5100, 5190, 5200, 5340, 6600, 5550, 5500	
Features: For 3 Cylinder Engine Fits Ford Industrial(s) 230A, 231, 233, 234, 333, 334, 335, 340, 340A, 420, 445, 515, 530A, 531, 532, 535, 540, 540A, 545, 550, 555, 555A, 555B, 3500, 3550	

Order No: WN-FAA12239A

Description	Retail
Distributor, Dust Cover	\$5.21
Applications: NAA, 2000, 2031, 2110, 2111, 2120, 2131, 4000, 4030, 4031, 4040, 4110, 4120, 4121, 4130, 4131, 4140, 500, 541, 600, 601, 611, 620, 621, 630, 631, 640, 641, 650, 651, 660, 661, 671, 681, 700, 740, 741, 771, 8N, 800, 801, 811, 820, 821, 840, 841, 850, 851, 860, 861, 871, 881, 900, 901, 941, 950	
Features: Additional Models: 951, 960, 961, 971, 981, 1801, 1811, 1821, 1841, 1871, 1881, 2030, 2130	

Order No: WN-NCA12106A



Description	Retail
Distributor, Cap	\$10.32
Applications: NAA, 8N, 501, 5451, 600, 601, 611, 620, 621, 630, 631, 640, 641, 650, 661, 671, 681, 700, 701, 740, 741, 771, 800, 801, 811, 820, 821, 840, 841, 850, 851, 860, 861, 871, 881, 900, 901, 941, 950, 951, 960, 961, 971, 981, 2000, 2031, 2111, 2130, 4000, 4030, 4031, 4110, 4120, 4121, 4130, 4140, 1801	
Features: 8N (S/N 263845- with side mount distributor), Fits Ford Construction & Industrial(s) 1801, 1811, 1821, 1841, 1871, 1881, 2030, 4040, Fits Massey Ferguson Tractor(s) F40, TO20, TO30, TO35, 35, 50	

**Ignition: Sparkplugs/Glowplugs**

Order No: WN-26A40



Description	Retail
Distributor, Spark Plug Wire Set	\$16.43
Applications: 2130, NAA NAB, 2000, 2030, 2120, 2131, 4000, 4030, 4040, 4120, 4121, 4130, 4131, 4140, 501, 541, 600, 601, 611, 620, 621, 630, 631, 640, 641, 650	
Features: Wire Core, For 4 Cylinder Engines	

Order No: WN-309788

Description	Retail
Ignition, Tune Up Kit	\$20.19
Applications: 340A, 3500, 3550, 420, 4400, 445, 4500, 515, 540, 540A, 545, 550, 555, 2000, 2100, 2110, 2120, 2150, 230A, 2300, 231, 2310, 234, 2600, 2610, 2810, 2910, 3000, 3055, 3120, 3150, 3190, 3330, 334, 335, 340, 3400, 3600, 3610, 3910, 4000, 4100, 4110, 4190, 4200, 4330, 4340, 4410, 4600, 4610	
Features: Includes Points, Condenser, Rotor, Plugs 3 Cylinder Gas Engine.	

**Lubrication System: Oil Pan & Related**

Order No: WN-82028130

Description	Retail
Oil Pressure Sending Unit	\$5.53
Applications: TW5, TW15, TW25, TW35, 2000, 2600, 2610, 3000, 3230, 3310, 3400, 3500, 3600, 3610, 3910, 4000, 4110, 4130, 4500, 4600, 4600SU, 4610, 4610SU, 4830, 5000, 5600, 5640, 5700, 6000, 6600, 6610, 6640, 6700, 7000, 7600, 7610, 7700, 7740, 7810, 7840, 7910, 8000, 8210, 8240, 8340, 8400, 8530	
Features: Additional Models: 8600, 8700, 8730, 8830, 9000, 9030, 9200, 9600, 9700	
Fits Ford Construction & Industrial 230A, 231, 233, 234, 250C, 260C, 333, 334, 335, 340A, 340B, 345C, 345D, 445, 445A, 445D, 455D, 515, 531, 532, 535, 540, 540A, 545, 545A, 545C, 545D, 550, 555, 555A, 555B, 555C, 555D, 555E, 575D, 655, 655A, 655C, 655D, 675D, 675E, 775, 3500, 4500	

**Mufflers & Components: Mufflers**

Order No: WN-5172649



Description	Retail
Muffler	\$130.63
Applications: CI, NH	
Muffler	\$130.63
Applications: TK76, TK80A, TK80MA, TK85, TK85M, TD5050, TN55, TN55D, TN55S, TN60A, TN60D, TN60DA, TN60SA, TN60VA, TN65, TN65D, TN65F, TN65S, TN65V, TN70F, TN70VA, TN75D, TN75F, TN75FA, TN80D, TN80F	
Features: Use WN-5172649	

**Industrial: Fuel System**

**Carburetors & Parts: Carburetor Parts**

Order No: WN-E2NN9N024AA



Description	Retail
Fuel Tank, Shut Off, Assembly	\$8.00
Applications: 2000, 2310, 2600, 2610, 2810, 2910, 3000, 3230, 3430, 3600, 3610, 3900, 3910, 3930, 4000, 4100, 4110, 4130, 4600, 4610, 4630, 5000, 5550, 5600, 5610, 5700, 5900, 6600, 6610, 6700, 6710, 6810, 7000, 7600, 7610, 7700, 7710, 8000, 8200, 8400, 8600, 9000, 9200, 9600	
Features: Major, Super Major, Fist Construction and Industrial 230A, 233, 234, 340A, 340B, 345C, 345D, 550, 555 (DTC), 655, 5500	

**Fuel Tank & Related: Fuel Sending Units**

Order No: WN-E3NN9A316CA

**Industrial: Fuel System**

**Fuel Tank & Related: Fuel Sending Units**

Order No: WN-E3NN9A316CA

Description	Retail
Fuel Sending Unit Applications: 340A, 340B, 345C, 345C, 3500, 3550, 420, 4400, 445, 445A, 445C, 445D, 450, 4500, 515, 535, 540, 540A, 540B, 545, 545A, 545C, 545D, 2000, 2100, 2110, 2120, 2150, 230A, 2300, 231, 2310, 233, 234, 250C, 260C, 2600, 2600N, 2600R, 2600V, 2610, 2810, 2910, 3000, 3055, 3100, 3110, 3120, 3150 Features: 5 Screw Type, Used in 3 Cylinder Engine Additional Models: 3300, 3310, 333, 3330, 334, 335, 340, 3400, 3600, 3600N, 3600NO, 3600R, 3600V, 3610, 3900, 3910, 4000, 4000SU, 4100, 4110, 4200, 4330, 4340, 4410, 4600, 4600NO, 4600O, 4600SU, 4610, 4610N, 4610NO, 4610SU, 530A, 531, 532 (340A, 340B, 445, 445A, 450, 540, 540A, 540B, 545, 545A, 340 all 12/1/83-), (345C, 345D, 445C, 445D, 545C, 545D all 12/1/88-), (3500, 3550, 4400, 4500, 2000, 2100, 2110, 2120, 2150, 2300, 2310, 3000, 3055, 3100, 3110, 3120, 3150, 3300, 3310, 3330, 3400, 4000, 4110, 4200, 4330, 4340, 4410 all 1/1/67-), (420, 515, 535, 231, 233, 2600, 2600N, 2600R, 2600V, 333, 3600, 3600N, 3600NO, 3600R, 3600V, 3900, 4600, 4600NO, 4600O, 4600SU, 531, 532 all 1/1/75-), (445, 445A, 450, 540, 540A, 540B, 545, 545A, 340 all 12/1/83-), (345C, 345D, 445C, 445D, 545C, 545D all 12/1/88-), (230A, 234, 2610, 2810, 2910, 334, 335, 3610, 3910, 4610, 4610N, 4610NO, 4610SU, 530A all 2/1/84-2/28/90), (250C, 260C all 9/1/89-)	\$64.96


**Injection Pumps & Related: Injectors**

Order No: WN-D0NN9F593A

Description	Retail
Fuel Injector Applications: 2000, 2110, 2120, 2300, 2310, 3000, 3055, 3120, 3150, 3190, 3300, 3310, 3330, 3400, 3500, 4110, 4140, 4190, 4330, 4340, 4400, 4410, 4500, 5000, 5190, 5340, 7000, 3550, 5550	\$56.75

**Miscellaneous: Throttle**

Order No: WN-311292

Description	Retail
 Fuel, Shutoff, Valve Applications: 501, 540, 600, 601, 611, 620, 621, 630, 631, 640, 641, 650, 651, 660, 661, 671, 681, 700, 701, 740, 741, 761, 771, 801, 811, 820, 821, 840, 841, 850, 851, 860, 861, 871, 881, 900, 901, 941, 950, 951, 960, 961, 971, 981, 2000, 2031, 2110, 2120, 2130, 2131, 4000, 4031, 4110, 4120, 4121, 4130, 4140 Features: Includes O-Ring its Ford Tractor(s) (501, 540, 600, 601, 611, 620, 621, 630, 631, 640, 641, 650, 651, 660, 661, 671, 681, 700, 701, 740, 741, 761, 771, 2000, 2031, 2110, 2111, 2120, 2130, 2131, All 1955-1964), (800, 801, 811, 820, 821, 840, 841, 850, 851, 860, 861, 871, 881, 900, 901, 941, 950, 951, 960, 961, 971, 981, All gas, diesel s/n 126524-earlier), (4000, 4031, 4110, 4120, 4121, 4130, 4131, 4140, All Diesel 1962-1964) Fits Ford Construction Industrial(s) (1801, 1811, 1821, 1841, 1871, 1881, 2030, 4040 All Diesel 1962-1964)	\$33.92

**Industrial: Hydraulics / Remotes**

**Hydraulics: Pump Assemblies**

Order No: WN-D8NN600AA

Description	Retail
 Hydraulic Pump Applications: 445, 540, 545A, 550, 555 Features: 26.6 gpm	\$762.74

Order No: WN-E1NN600BA29Z

Description	Retail
Hydraulic Pump Applications: 750, 7500, 755, 755A, 755B	\$1,099.00

**Hydraulics: Repair Parts**

Order No: WN-292222

Description	Retail
Pump, Hydraulic, Dive Shaft Applications: 730 Features: 7/8" Diameter, 10 3/8" Length, 13 Splines on Each End	\$33.75


Order No: WN-86509732

Description	Retail
Rubber Block Applications: 700, 702, 703, 713, 723, 730	\$5.63

**Industrial: Operators Station / Cab**


**Air Conditioning / Heating: Compressors**

Order No: WN-71379601


Description	Retail
 Air Conditioner, Compressor Applications: TR76, TR86, TR96, TX36, 9030, 9184, 9280, 9282, 9384, 9480, 9482, 9484, 9680, 9682, 9684, 9880, 9882, 9884, 555C, 555D, 655C, 655D, 675D Features: Sanden, 12V, 5-1/4" 2 Groove, With Clutch	\$405.00

**Air Conditioning / Heating: Expansion Valves**


Order No: WN-82000932

Description	Retail
 Expansion Valve Air Conditioner Applications: TS100, TS110, 5640, 6640, 7740, 7840, 8240, 8340, 8160, 8260, 8360, 8560 Features: (5640, 6640, 7740, 7840, 8240, 8340, All 11/1/1991-)	\$39.00

Order No: WN-904-1860


Description	Retail
 Expansion Valve Applications: LB115, LB75, 555E, 575E, 655E, 675E Features: Block Valve, 3/8" x 1/2" O-Ring	\$55.50

Order No: WN-904-617

Description	Retail
 Expansion Valve Block Style Applications: T8010, T8020, T8030, T8040, T8050, T9020, T9030, T9040, T9050, T9060, TG210, TG215, TG230, TG245, TG255, TG275, TG285, TG305, TJ280, TJ325, TJ330, TJ375, TJ380, TJ425, TJ430, TJ450, TJ480, TJ500, TJ530, TV145, CR920, CR940, CR960, CR970, CR9040, CR9060, CR9070 Features: Block Valve, 5/8" x5/8" Fitting Fits New Holland Windrowers H8040, H8060, H8080, HW345, HW365; Fits New Holland Industrial U80	\$34.75

**Air Conditioning / Heating: Receiver/Driers**

Order No: WN-804-260

Description	Retail
 Air Conditioner, Receiver Drier Applications: TW10, TW20, TW30, 8000, 9000, 9200, 9710, 530A, 550, 555, 655A, 8200, 8400, 8600, 8700, 9600, 9700, TR70, 975, 985, 995, 1400, 1500, 1890, 1895, 903, 905, 907, 909, 910, 912, 1068, 1069, 1075, 1112, 1114, 1283, 1425	\$21.00

**Industrial: Operators Station / Cab**

**Air Conditioning / Heating: Receiver/Driers**

Order No: WN-804-260

Features: 5-1/4" x 3" Diameter, Dual 3/8" Male Flare Fittings (TW10, TW20, TW30, 8000, 9000, 9200, 9710, All 4/1973-8/1976), 1068 S/N -1742, 1069 S/N -2481, 1075 S/N -1628

**Air Conditioning / Heating: Switches/Electrical**

Order No: WN-220-256



Description	Retail
Switch, Air Conditioner/Heater	\$19.95
Applications: 8400, 256, 256V, 276, 276II, 276V, 7840, 8000, 8200, 8240, 8340, 836, 8600, 8700, 9000, 9030, 9030V, 9200, 9600, 9700, 9710440, 4700, 4750	
Features: 9030 Ford/Versatile	

Order No: WN-500-270



Description	Retail
Air Conditioner, Compressor	\$145.00
Applications: 230A, 2310, 233, 234, 2600, 2610, 335, 3600, 3610, 3910, 4100, 4110, 4600, 4610, 7840, 8240, 8340, 233, 2600, 2600N, 2600R, 2600V, 333, 3600, 3600N, 3600NO, 3600R, 3600V, 4100, 4600, 4600NO, 4600SU, 5600, 5700, 6600, 6600C, 6600O, 6700, 7600, 7600C, 7700	
Features: Sanden, With Clutch, 5-1/4" Pulley, 2A Grooves, SD508 Series (7840, 8240, 8340, All 11/1991-)	

**Cab / Open Station: Doors & Related**

Order No: WN-81867743



Description	Retail
Cab Door Gas Strut	\$19.00
Applications: LB115, 555E, 575E, 655E, 675E, TL100, TL65, TL70, TL80, TL90, TM115, TM125, TM135, TM165, TS100, TS110, TS115, TS90, TV140, TV145, 5640, 6640, 7740, 7840, 7840O, 8160, 8240, 8260, 8340, 8360, 8560	

**Cab / Open Station: Glass**

Order No: WN-D6NN9442006E

Description	Retail
Cab Glass Left Hand Fixed Upper Reat	\$167.80
Applications: 233, 333, TW5, TW10, TW15, TW20, TW25, TW30, TW35, 2600, 3600, 4600, 4600SU, 4610, 4610SU, 5110, 5600, 5610, 5700, 6410, 6600, 6610, 6700, 6710, 6810, 7410, 7600, 7610, 7700, 7710, 7810, 7910, 8000, 8210, 8530, 8630, 8700, 8730, 8830, 9000, 9700	
Features: A=27.31", B=33.38", C=23.75" (7710 (10/85-), 7810 (10/85-), 7910 (10/85-), 8000, 8210 (10/85-))	

**Console: Gauges**

Order No: WN-E5NN10849BA

Description	Retail
Gauge, Tachometer, Cluster	\$125.00
Applications: 2310, 2600, 2610, 2810, 2910, 3600, 3610, 3910, 4600SU, 4610, 5600, 5610, 6600, 7600, 231, 250, 335, 340, 445, 531, 540	
Features: Counterclockwise Needle Rotation	

**Console: Steering Wheels**

Order No: WN-8N3600



Description	Retail
Steering Wheel	\$34.00
Applications: NAA Jubilee, 2000, 4000, 8N, 1801, 1811, 1821, 1841, 1871, 1881, 4040, 4140, 501, 541, 600, 601, 611, 620, 621, 630, 631, 640, 641, 650, 651, 660, 661, 671, 681, 700, 701, 740, 741, 771, 800, 801, 811, 820, 821, 840, 841, 850, 851, 860, 861, 871, 881,	

900, 901, 941, 950, 960, 961, 971, 981  
Features: Steel Spoke, 17-1/2" Diameter, 36 Spline Hub (2000, 4000, All -1964), 8N 1948-1952, 2000, 2031, 2110, 2111, 2120, 2130, 2131, 4000, 4030, 4031, 4110, 4120, 4121, 4130, 4131

**Seats: Arm Rests**

Order No: WN-D6NNB410A-F8



Description	Retail
Seat, Arm Rest	\$20.70
Applications: TW5, TW10, TW15, TW20, TW25, TW30, TW35, 455, 550, 5700, 6700, 6710, 7530, 7700, 7710, 7810, 7910, 8210, 8530, 8630, 8700, 8730, 9700	
Features: Blue Fabric, Wood Base	

**Seats: Cushions**

Order No: WN-7092

Description	Retail
Seat, Cushion	\$143.00
Applications: 455, 550, 555, 555A, 555B, 8000, 8200, 8400, 9000, 9200, 9600	
Features: Blue Vinyl, Steel Core, 4" Foam 8000 (1/68-12/78), 8200 (1/68-9/72), 8400 (1/71-9/72), 8600 (10/72-7/76), 9000 (1/69-12/78), 9200 (1/69-9/72), 9600 (10/72-7/76)	

**Industrial: Rockshaft & Hitch**

**Drawbar: Drawbars**

Order No: WN-C5NN805F



Description	Retail
Drawbar, Rear, Curved	\$82.00
Applications: 3900, 4000, 4100, 4600, 515, 532	
Features: 34.625" L, 2" W, 1.25" H, 2.75" Offset, 0.937" Dia 4000 w/ 540/1000 PTO 65-	

**Drawbar: Related Parts**

Order No: WN-NCA563C

Description	Retail
Arm, Lower Link Pin	\$16.03
Applications: NAA, 2000, 3000, 3600, 4000, 4600, 600, 601, 700, 701, 8N, 800, 801, 900, 9011801	

**Hitch Arms & Cylinders: Center Links**

Order No: WN-9N595



Description	Retail
Leveling Box Knuckle Pin	\$1.75
Applications: NAA Jubilee, 2N, 8N, 9N, 2000, 2100, 2110, 2120, 21150, 2300, 2310, 2600, 2610, 3000, 3100, 340, 3400, 3600, 3610, 4000, 4110, 4600, 600, 700, 230A, 231, 233, 334, 335, 340, 420, 530A, 531, 3550, 4140	

**Hitch Arms & Cylinders: Lift Arms**

Order No: WN-2N564B



Description	Retail
Lift Rod Assembly	\$45.00
Applications: 2000, 2100, 2110, 2120, 2150, 2300, 2310, 2600, 2610, 3000, 3100, 3120, 3300, 3310, 3330, 3400, 3500, 3600, 3610, 4110, 4600SU, 230A, 231, 233, 334, 335, 340, 420, 530A, 531, 3550, 4140	
Features: Complete Lift Link, Left Hand, Category 1 40 Utility, 3400 Utility, 3550 Utility, 420 Utility	

Order No: WN-81821330


Description	Retail
Lift Arm	\$151.75
Applications: 515, 2810, 2910, 3000, 3055, 3230, 3430, 3900, 3910, 3930, 4000, 4100, 4110, 4130, 4200, 4330, 4340, 4400, 4410, 4600, 4630, 4830, 5030, 250C, 260C, 345, 445, 515, 532, 535, 545D, 3550, 4500	

**Industrial: Rockshaft & Hitch**


**Hitch Arms & Cylinders: Lift Arms**

**Order No: WN-81821330**  
 Features: LH OR RH, Category II, 34.646" Long, 3.504" Wide

**Order No: WN-C5NN569AM**


Description	Retail
 Leveling Box Assembly Applications: 2810, 2910, 3000, 3055, 3310, 3330, 3550, 3600, 3600V, 3610, 3900, 3910, 4330, 4340, 4400, 4410, 4500, 4600, 4600SU, 4610, 230A, 231, 233, 250C, 260C, 333, 334, 335, 340, 340A, 340B, 345C, 345D, 420, 445, 445A, 445C, 450, 515, 530A, 532, 535, 540, 540A, 540B, 545, 545A, 545C, 545D Features: Right Hand with Fork Adjust from 27-1/4" to 32-1/4", Fork is 21" long, Cat I, Top knuckle 5/8" ID, Lower fork 3/4" ID	\$49.00

**Order No: WN-E0NN569AA**

Description	Retail
 Link, Lift Applications: 501, 600, 800, 200, 2031, 2100, 2120, 2130, 2300, 2310, 2600, 2610, 3000, 3110, 3120, 3300, 3330, 3400, 3500, 3600, 3610, 4000, 4030, 4031, 4100, 4110, 4120, 4121, 4130, 4131, 4140, 230A, 231, 233, 333, 334, 335, 530, 531, 1801, 1811, 2030 Features: 4000 (4cyl), 2000 (4cyl)	\$58.00

**Hitch Arms & Cylinders: Pull Arms**


**Order No: WN-D0NN555C**

Description	Retail
 Lift Arm Left Side Applications: 501, 600, 601, 700, 701, 800, 801, 900, 901, 2000, 2031, 2100, 2110, 2111, 2120, 2130, 2131, 2300, 2310, 2600, 2610, 2810, 2910, 3000, 3110, 3120, 3300, 3330, 3400, 3600, 3610, 4000, 4030, 4031, 4100, 4110, 4120, 4121, 4130, 4131, 4140, 230A, 231, 233, 333, 334, 335, 530, 530A, 531, 1801 Features: Heavy Duty, LH, 32" Hole Centers Additional Models: 1811, 1821, 1841, 1871, 1881, 2030, 3500, 4040	\$68.21


**Industrial: Transmission / Clutch / PTO / TA**

**Clutch: Clutch Discs**

**Order No: WN-C7NN7550AC**


Description	Retail
 Clutch Disc Applications: 335, 2000, 3100, 3110, 3120, 2300, 3000, 3055, 3100, 3110, 3120, 3190, 3300V, 3310N, 3330NO, 3400, 3500, 4000, 4100, 4200 Features: 11", 10 Splines, 1" Hub, Solid Center, 3 Pads	\$77.00

**Order No: WN-E8NN7550BA**

Description	Retail
 Clutch Disc Applications: 3550, 2000, 2100, 2110, 2120, 2150, 2300, 231, 2310, 233, 3000, 3055, 3100, 3120, 3150, 3190, 3300, 3310, 3330, 3400, 4000, 4000SU, 4100, 4110, 4600SU, DEXTA, SUPER DEXTA Features: 11" Diameter, 1"x15 Spline Hub, Rigid, Organic 3550 (-9/1969), 2000, 2100, 2110, 2120, 2150, 2300 (all -9/1969 w/ 3 Cylinder Engine, single and double), 2310 (-9/1969 Narrow, single and double), 3000, 3055, 3100, 3120, 3150, 3190, 3300, 3310, 3330, 3400 (all -9/1969 single and double), 4000 (1/1965-9/1969 w/ 3 Cylinder Engine, single), 4000SU, 4100, 4110 (all 1/1965-9/1969 3 Cylinder w/o Independent PTO), 4600SU (1/1975-7/1981 w/o Independent	\$91.04


**PTO)**

**Order No: WN-NAA7550A**

Description	Retail
 Clutch Disc Applications: 2N, 8N, 9N, 600, 700, 800, 900, 1801, 1821, 1841 Features: 9", Organic, Spring Loaded	\$45.83


**Clutch: Clutch Kits**

**Order No: WN-CLK109**

Description	Retail
 Kit, Clutch And Pressure Plate Assembly With Bearings Applications: 304A, 304B, 345C, 345D, 420, 445, 445A, 445D, 515, 535, 545, 550, 555, 555A, 555B, 655, 655A Features: 13", Includes Clutch Disc, Pilot And Release Bearing	\$388.82

**Clutch: Pressure Plates**

**Order No: WN-8N7563**

Description	Retail
 Pressure Plate, Assembly Applications: 2N, 8N, 9N, NAA, NAB, 501, 600, 620, 630, 640, 650, 700, 740, 800, 820, 821, 840, 841, 850, 1800, 1801, 1821, 1841, 2130 Features: 9", 3 Levers, 6 Springs, Flat Flywheel	\$90.78

**Packs: Clutch Pack Parts**

**Order No: WN-AR39128**

Description	Retail
 Disc, Brake Applications: 550, 555, 555A, 555B, 655, 655A Features: Hi-Lo Clutch Disc, 45 Internal Splines, 5.25" OD, Inner (550, 555, 555A, 555B, 655, 655A, All 1/75-2/81)	\$12.00


**PTO: Related Parts**

**Order No: WN-F830481**

Description	Retail
PTO, Clutch, Kit Applications: 8000, 8200, 8600, 8700, 9000, 9200, 9600, 9700, 8400 Features: 4-Fric Discs, 7-Sep Plates, 1-Piston Ring & Seal, 3-Seal Rings	\$142.00


**PTO: Shafts**

**Order No: WN-72094490**

Description	Retail
 PTO, Shaft Applications: TD5010, TD5020, TD5030, T4020, TD75D, TD95D, TD5050, TL70, TL80, TL90, TM115, TM125, TM135, TM150, TM165, TN55, TN60A, TN65, TN70, TN75, TN80, TN85, TN90, TN95, T4020, T4030, T4040, T4050, 4030, 4230, 4330, 4835, 5530, 5635, 6530, 6635, 7530, 7635, 8160, 8260, 8360, 8560	\$162.71

Features: 540 RPM, 5-1/8" Long, 6 Spline TK100A, TK4050, TK4060, TK75, TK80A, TK85, TK85M, TK90A

**Order No: WN-81801836**

Description	Retail
 PTO Shifter Fork Applications: 231, 233, 234, 333, 334, 335, 340, 531, 535, 2000, 2100, 2110, 2120, 2150, 2300, 2310, 2600, 2610, 2810, 2910, 3000, 3055, 3100, 3110, 3120, 3150, 3190, 3300, 3310, 3330, 3400, 3600, 3610, 3910, 4000, 4100, 4110, 4190, 4200, 4330, 4340, 4400, 4410	\$12.00

**Transmissions: Gears**


**Order No: WN-8N7100**

Ford/New Holland®


<b>Industrial: Transmission / Clutch / PTO / TA</b>	
<b>Transmissions: Gears</b>	
<b>Order No: WN-8N7100</b>	
Description	Retail
Transmission Gear, 1ST Applications: NAA, NAB, 2000, 2100, 2110, 2120, 2150, 2300, 2310, 3000, 3055, 3100, 3110, 3120, 3150, 3190, 3300, 3310, 3330, 3400, 4000, 4000SU, 4031, 4040, 4120, 4121, 4130, 4131, 500, 600, 700, 800, 8N, 2130, 3500, 3550 Features: 60 / 28 Teeth, W/ 4 Speed Transmission	\$247.57

<b>Order No: WN-8N7102</b>	
Description	Retail
Transmission Gear, 3rd Applications: NAA, NAB, 2000, 2031, 2100, 2110, 2111, 2120, 2131, 2150, 2300, 2310, 3000, 3055, 3100, 3110, 3120, 3150, 3190, 3300, 3310, 3330, 3400, 4000SU, 4030, 4031, 4040, 4120, 4130, 4131, 500, 600, 700, 8N, 800, 2030, 2130, 3500 Features: 52 / 28 Teeth W/ 4 Speed Transmission	\$223.81


<b>Transmissions: Related Items</b>	
<b>Order No: WN-7704900</b>	
Description	Retail
 Swing Chain Applications: 550, 650, 750, 753, 755, 3400, 3500, 4400, 4500, 6500, 19-388, 19-389, 19-390, 19-480, 19-481, 19-482, 19-551, 19-552, 19-635, 19-637 Features: Right Hand, Short Link	\$267.00


<b>Order No: WN-7704901</b>	
Description	Retail
 Swing Chain Applications: 3400, 3500, 4400, 4500, 550, 650, 6500, 19-388, 19-389, 19-390, 19-480, 19-481, 19-482, 19-551, 19-552, 19-635, 19-637, 19-715, 750, 753, 755 Features: Left Hand	\$267.00


<b>Skid Steer / Loader: Cooling System</b>	
<b>Oil Coolers: Engine Oil Coolers</b>	
<b>Order No: WN-87014852</b>	

Description	Retail
 Cooler, Hydraulic Applications: C185, C190, L185, L190, LS185.B, LS190.B, LT185.B, LT190.B	\$450.00


<b>Oil Coolers: Hydraulic Oil Coolers</b>	
<b>Order No: WN-47740439</b>	

Description	Retail
 Hydraulic Oil Cooler Applications: L218, L220, L223, SR220	\$503.00

<b>Order No: WN-87014828</b>	
Description	Retail
 Hydraulic Oil Cooler Applications: L140, L150, L160, L170, LS140, LS150, LS160, LS170	\$249.00

<b>Order No: WN-87015306</b>	
Description	Retail
 Cooler, Hydraulic Applications: L180, L185, L190, LS180.B, LS185.B, LS190.B, LT185.B, LT190.B, C185, C190	\$525.00


<b>Order No: WN-87687378</b>	
------------------------------	--


Description	Retail
 Cooler, Hydraulic Applications: C185, C190, L180, L185, L190	\$390.00


<b>Radiator: Radiators, Cores, &amp; Tanks</b>	
<b>Order No: WN-86534243</b>	

Description	Retail
 Radiator Applications: L865, L885, LS180, LX865, LX885 Features: 20" Height, 19 1/2" Width, 3 5/16" Depth, 5 Rows	\$648.00


<b>Order No: WN-87013856</b>	
Description	Retail
Radiator Applications: L180, L185, L190, LS180B, LS185B, LS190B Features: Core Size 21-1/2"H, 20-3/4"W, 20-3/4"D, 3 Rows, 10 Fins/Inch	\$613.00

<b>Order No: WN-87033479</b>	
Description	Retail
 Radiator Applications: L140, LS140, LS140E, L150, LS150, LS150E, L160, LS160, LS160E, L170, LS170, LS170E, SR150 Features: 18-5/8 X 17-1/2 X 2-1/2	\$592.00


<b>Order No: WN-87648127</b>	
Description	Retail
 Radiator Applications: L180, L185, L190, C185, C190	\$1,050.00

<b>Order No: WN-87687377</b>	
Description	Retail
 Radiator Applications: L180, L185, L190	\$686.00

<b>Order No: WN-9619995</b>	
Description	Retail
Radiator Applications: L779, L783, L784, L785 Features: Core, 18.50" W, x 20.812" H, 4 Rows of Tubes 8 Fins Per Inch L779 (Gas Or Diesel), L783 (w/ Perkins Diesel), L784 (w/Gas), L785 (w/Perkins Diesel)	\$492.00


<b>Order No: WN-CR9833</b>	
Description	Retail
 Radiator Applications: L465, LX465, LX485, L565, L665, LX565, LX665, LS140, LS140E, LS150, LS160, LS160E, LS170, LS170E Features: Core Size 18-5/16"H, 18"W, 3-1/4"D, 5 Rows, 7 Fins/Inch	\$490.00




<b>Water Pump &amp; Manifolds: Pulleys</b>	
<b>Order No: WN-87801689</b>	






Description	Retail
 Belt Tensioner Applications: TS100, TS110, TS115, TS90, 5640, 6640, 7740, 8240, 8340, LS190, LX985	\$55.00










<b>Water Pump &amp; Manifolds: Water Pumps</b>	
<b>Order No: WN-244037A1</b>	

Description	Retail
 Water Pump Applications: L454, L455	\$215.00


<b>Order No: WN-2852114</b>	
Description	Retail
 Water Pump Applications: B110, B115, B95, LB110, LB115, LB75, LB90, LM415A, LM435A, LN445A, LM5040, LM5060, LM5080, C185, C190, LS185, L185, L190, TD5050, TL100A, TL90A, TN95A,	\$55.00

<b>Skid Steer / Loader: Cooling System</b>	
<b>Water Pump &amp; Manifolds: Water Pumps</b>	
<b>Order No: WN-2852114</b>	
TN95DA, TS100A, TS110A, TS115A, TS125A, TS130A, TS135A, TV6070, T4040, T4050, T4050F, T4050V, T5040, T5050, T5060, T5070 Features: Additional Applications: T6010, T6020, T6030, T6040, T6050, T6060, T6070	
<b>Order No: WN-3637372M91</b>	
	<b>Description</b> Water Pump Applications: L779, L783, L785 <b>Retail</b> \$58.00
<b>Order No: WN-6653941</b>	
	<b>Description</b> Water Pump Applications: L454, L455, L553, L555 Features: L454, L455, L553, L555, All W/D1402B Or V1902B Kubota Engine <b>Retail</b> \$55.00
<b>Order No: WN-87800714</b>	
	<b>Description</b> Water Pump Applications: HW300, LS190, LX985, TS80, TS90, TS90E, 2450, 2550, 5640, 6640 Features: 2550 S/N -606630, 5640 11/91-, 6640 -03/94 or 11/95- Less Mando AC Compressor <b>Retail</b> \$160.00


<b>Skid Steer / Loader: Drive Axles / Differentials / Front &amp; Rear End</b>	
<b>Axle: Axle Shafts</b>	
<b>Order No: WN-364462C91</b>	
	<b>Description</b> Bearing Cup Applications: L160, L170, L175, L565, LS160, LS170, LX565, LX665 <b>Retail</b> \$6.75
<b>Order No: WN-86546632</b>	
	<b>Description</b> Drive Axle Shaft Applications: L865, L180, L185, L190, LS180.B, LS185.B, LS190.B, LS180, LS190, LX865, LX885, LX895 <b>Retail</b> \$595.00
<b>Order No: WN-86546633</b>	
	<b>Description</b> Drive Axle Shaft Applications: L160, L170, L565, LS160, LS170, LX565, LX665 <b>Retail</b> \$495.00
<b>Order No: WN-86562320</b>	
	<b>Description</b> Drive Axle Shaft Applications: L140, L150, L465, LS140, LS150, LX465, LX485 <b>Retail</b> \$395.00
<b>Order No: WN-86577094</b>	
	<b>Description</b> Bearing Cone Applications: L180, L185, L190, L865, LS180, LS180.B, LS185.B, LS190, LS190.B, LX865, LX885, LX985 <b>Retail</b> \$35.00
<b>Order No: WN-9841270</b>	
	<b>Description</b> Drive Sprocket Applications: L140, L150, L465, LS140, LS150, LX465 Features: 51 Tooth <b>Retail</b> \$175.00
<b>Order No: WN-B93174</b>	
	<b>Description</b> Axle Bearing Kit Applications: L160, L170, L565, LS160, LS170, LX565, LX665 <b>Retail</b> \$59.00

<b>Axle: Housings</b>	
<b>Order No: WN-86504449</b>	
	<b>Description</b> Housing O-ring Applications: L140, L150, L160, L170, L175, L180, L185, L190, L465, L565, L865, LS140, LS150, LS160, LS170, LS180, LS180.B, LS185.B, LS190, LS190.B, LX465, LX485, LX565, LX665, LX865, LX885, LX985 <b>Retail</b> \$4.00
<b>Order No: WN-86594881</b>	
	<b>Description</b> Axle Housing Applications: L180, L185, L190, L865, LS180, LS180.B, LS185.B, LS190, LS190.B, LX865, LX885, LX985 <b>Retail</b> \$375.00
<b>Order No: WN-87025350</b>	
	<b>Description</b> Axle Housing Applications: L140, L150, L465, LS140, LS150, LX465, LX485 <b>Retail</b> \$295.00
<b>Order No: WN-87026231</b>	
	<b>Description</b> Axle Housing Applications: L160, L170, L175, L565, LS160, LS170, LX565, LX665 <b>Retail</b> \$375.00
<b>Order No: WN-H436341</b>	
	<b>Description</b> Axle Housing Applications: 1840, 1835C <b>Retail</b> \$475.00
<b>Axle: Related Parts</b>	
<b>Order No: WN-603916</b>	
	<b>Description</b> Inner Axle Seal Applications: L160, L170, L175, LS160, LS170, L565, LX565, LX665 <b>Retail</b> \$7.00
<b>Order No: WN-87023704</b>	
	<b>Description</b> Outer Wear Sleeve Applications: L140, L150, L160, L170, L175, L180, L185, L190, L465, L565, L865, LS140, LS150, LS160, LS170, LS180, LS180.B, LS185.B, LS190, LS190.B, LX465, LX485, LX565, LX665, LX865, LX885, LX985 <b>Retail</b> \$11.00
<b>Order No: WN-9829877</b>	
	<b>Description</b> Axle Outer Seal Applications: L140, L150, L160, L170, L175, L180, L185, L190, L465, L565, L865, LS140, LS150, LS160, LS170, LS180, LS180.B, LS185.B, LS190, LS190.B, LX465, LX485, LX565, LX665, LX865, LX885, LX985 <b>Retail</b> \$11.00
<b>Order No: WN-9829881</b>	
	<b>Description</b> Axle Outer Seal Applications: L180, L185, L190, L865, LS180, LS180.B, LS185.B, LS190, LS190.B, LX865, LX885, LX985 <b>Retail</b> \$9.00
<b>Order No: WN-9841265</b>	
	<b>Description</b> Axle Outer Seal Applications: L140, L150, L465, LS140, LS150, LX465, LX485 <b>Retail</b> \$7.00
<b>Skid Steer / Loader: Electrical</b>	
<b>Alternator: Assemblies</b>	
<b>Order No: WN-92281C1</b>	


**Skid Steer / Loader: Electrical**  
**Alternator: Assemblies**  
**Order No: WN-92281C1**

Description	Retail
 Alternator Applications: L781, L783, L785, L865, LS180, LX865, LX885 Features: 12 Volt, 65 Amp, Lucas	\$85.00


**Order No: WN-SBA185046320**

Description	Retail
 Alternator Applications: TC25, TC25D, TC29, TC29D, TC29DA, TC30, TC33, TC33D, TC33DA, TC35, TC35D, TC35DA, TC40, TC40D, TC40DA, TC45, TC45D, TC45DA, T1520, 1320, 1520, 1530, 1620, 1630, 1715, 1720, 1725, 1920, 1925, 2120, 3415, LS140, LS150, LS170, LX465, LX185, LX565, LX665, L465, L554, L565 Features: 40 Amp, 12V, Mitsubishi 2120 Year 1987-2002, LX465 Years 1994-1999 w/ 843 NH Engine, LX485 Years 1995-1999 w/ 843H NH Engine, LX565 Years 1994-1999 w/ 844 NH Engine, LX665 Years 1994-1999 w/ 844T NH Engine	\$120.00

**Alternator: Voltage Regulators**  
**Order No: WN-AHI6003**

Description	Retail
 Regulator, Voltage Applications: 1000, 1310, 1600, 1700, 1710, 1900, 1910, 2110, CL25, CL35, CL45, CL55, CL65 Features: 14.3 Volt	\$17.75


**Lights: Headlamps & Work Lights**  
**Order No: WN-86533428**

Description	Retail
 LED Front Roof Light Applications: C175, C185, C190, L120, L125, L140, L150, L160, L170, L175, L180, L185, L190, L250, L255, L465, L565, L865, LS120, LS125, LS140, LS150, LS160, LS170, LS180, LS180.B, LS185.B, LS190, LS190.B, LT185.B, LT190.B, LX465, LX485, LX565, LX665, LX865, LX885, LX985 Features: 2400 Lumens, LED	\$60.00

**Starter: Assemblies**  
**Order No: WN-1113274**

Description	Retail
Starter Applications: L783, L785 Features: 12 Volt, 10 Tooth, Clockwise Rotation	\$155.00

**Order No: WN-503470**

Description	Retail
 Starter Applications: L454, L455, L553, L555 Features: 12V, 9 Tooth Drive, Clockwise Rotation, Direct, Delco For Kubota Engine	\$102.00


**Order No: WN-SND0259**

Description	Retail
Starter Applications: TC35, TC35D, TC35DA, TC40, TC40D, TC40DA, TC45, TC45D, TC45DA, 1920, 2110, 2120, 3415LS140, LS150, LS170, LX465, LX485, LX565, LX665, L465 Features: 12 Volt, Nippondenso, 11 Tooth, Clockwise Rotation S-8881	\$137.00

**Skid Steer / Loader: Engines & Related Parts**  
**Blocks & Components: Turbos**  
**Order No: WN-87801413**

Description	Retail
 Turbocharger Applications: L865, LS180, LX865, LX885, 4630, 4630N, 4630NO, 4630O, 345D, 445D, 545D	\$595.00


**Order No: WN-87801483**

Description	Retail
 Turbocharger Applications: LS180, L865, LX865, LX885, 345D, 445D, 545D, 3930, 4630, 4630N, 4630NO, 4630O	\$595.00


**Order No: WN-SBA135756151**

Description	Retail
 Turbo Charger Applications: LS170, LX665 Features: LS170 Engine S/N -108981	\$595.00

**Order No: WN-SBA135756171**

Description	Retail
 Turbo Charger Applications: C175, L170, L175, TC55DA, T2410, T2420, 4055, 4060 Features: 5 Bolt Mounting L170 Europe S/N N7M468799-	\$495.00

**Flywheels & Ring Gears: Ring Gears**  
**Order No: WN-83949153**

Description	Retail
 Flywheel Ring Gear Applications: TR87, TR97, A62, A64, A66, LB110, LB115, LB115.B, LB75.B, LB90, 340A, 340B, 345C, 345D, 3500, 3550, 420, 4400, 445, 445A, 445C, 445D, 450, 4500, 455, 515, 535, 540, 545, 550, 5500, 555, 5550, 575, 650, 6500, 655, 675, 750, 7500, 755, 1499, LS180, LS190, LX865, LX885, LX985, L783, L785, L865, TB100, TB110 Features: 128 Teeth, 14.520" Inside Diameter, 16.115" Outside Diameter TR87 (S/N 556481-), TR97 (S/N 555853-), (340A, 340B, 345C, 345D, 3500, 3550, 420, 4400, 445, 445A, 445C, 445D, 450, 4500, 455, 455C, 455D, 515, 535, 540, 540A, 540B, 545, 545A, 545C, 545D, 550, 555, 555A, 555B All 3 cylinder Diesel), (5500, 555C, 555D, 555E, 5550, 575D, 575E, 650, 6500, 655, 655A, 655C, 655D, 655E, 675D, 675E, 750, 7500, 755, 755A, 755B All 4 cylinder Diesel), Additional Tractor models TB120, TB80, TB85, TB90, TM115, TM120, TM125, TM130, TM135, TM140, TM150, TM155, TM165, TM175, TM190, (TS100, TS110, TS115, TS90 All with 8x12 or 12x12 Trans), TV140, TV145, TW10, TW15, TW20, TW25, TW30, TW35, TW5, (2000 Gas 1/1965-), (2000, 2100, 2110, 230A, 2300, 231, 2310, 233, 234, 250C, 260C, 2600, 2600N, 2600r, 2600V, 2610, 2610V, 276, 276VII, 2810, 2910, 3000, 3100, 3120, 3190, 3230, 3300, 3310, 333, 3330, 334, 335, 340, 3400, 3430, 3600, 3600N, 3600NO, 3600R, 3600V, 3610, 3610NO, 3610V, 3900, 3910, 3910H, 3910N, 3910R, 3910V, 3930, 3930H, 3930N, 3930NO, 4000, 4000SU, 4100, 4110, 4110N, 4110NO, 4110O, 4110V, 4130, 4130N, 4130NO, 4190, 4200, 4330, 4340, 4410, 4430, 4600, 4600NO, 4600O, 4600SU, 4610, 4610N, 4610NO, 4610O, 4610SU, 4610V, 4630, 4630N, 4630NO, 4630O, 4830, 4830N, 4830O, 530A, 531, 532 All 3 cylinder Diesel), (5000, 5100, 5190, 5200, 5340 All Diesel & Gas 6/1971-), (5030, 5030O, 5110, 5600, 5610, 5610S, 5640, 5700, 5900, 6600, 6600C, 6600O, 6610, 6610O, 6610S, 6640, 6640O, 6700, 6710, 6810, 7000, 7100, 7200, 7410, 7600, 7600C, 7610, 7610O, 7610S, 7700, 7710, 7740, 7740O All 4 cylinder Diesel), (7810, 7810O, 7840, 7840O, 7910, 8000, 8010, 8160, 8200, 8210, 8240, 8260, 8340, 8360, 8400, 8530, 8560, 8600, 8630, 8670, 8670A, 8700,	\$53.97

Ford/New Holland®

**Skid Steer / Loader: Engines & Related Parts**

**Flywheels & Ring Gears: Ring Gears**

**Order No: WN-83949153**

8730, 8770, 8770A, 8830, 8870, 8870A, 8970, 8970A, 9000, 9030E, 9030V, 9200, 9600, 9700  
All 6 cylinder Diesel)

**Mufflers & Components: Mufflers**

**Order No: WN-86537593**

 Description	Retail
Muffler Applications: LS160, LX565, L160, L565 Features: 27.69" Long	\$163.04

**Skid Steer / Loader: Hydraulics / Remotes**

**Hydraulics: Drives & Couplers**


**Order No: WN-249879**

 Description	Retail
Hydro Drive Sprocket Applications: L225, L425, L445	\$55.00

**Skid Steer / Loader: Operators Station / Cab**

**Air Conditioning / Heating: Compressors**

**Order No: WN-87026034**

 Description	Retail
Air Conditioning, Compressor, New Applications: L180, L185, L190, LS180, LS180.B, LS185.B, LS190.B, LT185.B, LT190.B Features: 2 Groove Pulley W/ Clutch The following steps must be performed prior to compressor installation for warranty to be considered on all A/C compressors. Failure to do so will void all warranty. system (condenser, evaporator, lines, etc.) needs to be flushed with an approved liquid? new receiver-drier or accumulator needs to be put on. 3. The expansion valves or office tubes needs to be inspected - cleaned - replaced. the lines. 5. The condenser and evaporator needs to be checked/cleaned of debris. vacuum system down. 7. Use the recommended type and amount of oil needed. 8. Install the proper Freon level. 9. Hand turn the compressor after filing with Freon. 10. Check the voltage to the compressor. 11. Check the system for leaks. 12. The proper documentation/shop work order of the above steps needs to accompany the compressor for warranty.	\$175.00

Ford/New Holland®




**Skid Steer / Loader: Cooling System**


**Radiator: Radiators, Cores, & Tanks**


**Order No: WN-067683**


<b>Description</b>	<b>Retail</b>
Radiator	\$342.00
Applications: HL2800, SL2800, SL3410, SL3510, SL3515, SL3610, SL3725	
Features: With 8" Oil Cooler	


<b>Industrial: 2 Wheel Drive Front Axle and Steering</b>	
<b>Axle: Bolsters &amp; Pivot Plates</b>	
<b>Order No: WN-405570R1</b>	
Description	Retail
Bushing, Pivot Applications: 2400, 2500, 380B, 385, 395, 454, 484, 485, 495, 584, 585, 595, 674, 684, 685, 695, 784, 884, 885, 895, 574 Features: 2.019" ID, 1.88" Long	\$10.28


<b>Hubs &amp; Related: Bearings &amp; Seals</b>	
<b>Order No: WN-370254R91</b>	
Description	Retail
 Hub, Seal Applications: 756, 766, 786, 806, 856, 886, 966, 986, 1066, 1086, 1206, 1256, 1456, 1466, 1486, 1566, 1586, 3088, 5088, 5488, HYDRO 100	\$6.65


<b>Order No: WN-WBKIH1</b>	
Description	Retail
 Wheel Bearing Kit Applications: 140, 200, 230, 240, 330, 340, 404, 424, 444, 2404, 2424, 2444, 2504	\$21.50

<b>Order No: WN-WBKIH2</b>	
Description	Retail
 Wheel Bearing Kit Applications: 460, 504, 544, 606, 656, 2444, 2606	\$23.75

<b>Order No: WN-WBKIH6</b>	
Description	Retail
 Wheel Bearing Kit Applications: 385, 395, 454, 484, 485, 495, 574, 584, 585, 595, 595XL, 674, 685, 685XL, 695, 695XL, 784, 2400A, 2500A, 380B	\$28.00


<b>Order No: WN-WBKIH8</b>	
Description	Retail
 Wheel Bearing Kit Applications: 454, 464, 484, 2400A, 574 Features: Inner Cone, Inner Cup, Outer Cone and Cup, Seal, Sleeve 464, (2400A, 484, All Standard Duty Utility), 574 w/Str. Axle, 2400A (standard duty, utility)	\$26.88


<b>Hubs &amp; Related: Hubs</b>	
<b>Order No: WN-391824R11</b>	
Description	Retail
 Hub, 8 Bolt Applications: HYDRO 100, HYDRO186, HYDRO70, HYDRO86, 1026, 1066, 1086, 1206, 1256, 1420, 1440, 1456, 1460, 1466, 1468, 1486, 1566, 1568, 1586, 815, 915	\$95.00


<b>Steering Arms &amp; Tie Rods: Steering Arms</b>	
<b>Order No: WN-358970R1</b>	
Description	Retail
 Steering Arm Center Applications: 1026, 1066, 1086, 1206, 1256, 1456, 1486, 400, 450, 460, 544, 560, 656, 660, 666, 686, 706, 756, 766, 786, 806, 826, 856, 886, 966, 986, M, MD, MDV, MV, Hydro 100, Hydro 186, Hydro 70, Hydro 86, Super M, Super MTA, 21026, 21256, 2544, 2706, 2826, 2856 Features: Wide Front 3.375" Drop	\$90.00


<b>Steering Arms &amp; Tie Rods: Tie Rods &amp; Drag Links</b>	
<b>Order No: WN-223324</b>	
Description	Retail
Tie Rod Assembly Applications: 2400A, 385, 454, 485, 495, 574, 584, 595, 695, 2400A, 2500A Features: 495, 595, 695 (All With Swept Back Front Axle), 2400A S/N -100005, 2500A S/N -100003	\$110.31


<b>Order No: WN-223325</b>	
Description	Retail
Tie Rod, Assembly Applications: 2400A, 2500A, 454, 474, 485, 495, 695 Features: (2400A S/N -100005, 2500A S/N -100003, 454 S/N -100005, Straight Front Axle), (495, 695, Swept Back Front Axle.)	\$112.26

<b>Order No: WN-3040919R92</b>	
Description	Retail
 Tie Rod Applications: 2300, B275, B414, 2350A, 276, 354, 364, 384, 434, 444 Features: 32.00" Length, .750" diameter B414 Manual & Power Steering	\$83.39


<b>Order No: WN-3040920R92</b>	
Description	Retail
 Tie Rod Outer RH Applications: B275, B414, 2300, 2350A, 276, 354, 364, 384, 434, 444 Features: A=3.125", B=.750", 16 Right Hand Thread B414 Manual & Power Steering,	\$11.00


<b>Order No: WN-356540R91</b>	
Description	Retail
 Tie Rod End Outer Applications: C, CUBL0-BOY, SUPERC, 2424, 2444, 404, 424, 444, 454, 464, 485, 504 Features: A=3.062", B=.687", 18 Right Hand Thread 464 Sept Back	\$17.00

<b>Order No: WN-356541R91</b>	
Description	Retail
 Tie Rod, Inner Applications: (AV, AV1, A1, SUPER A, 100, 130, 140 All w/ Fixed Axles), (2404, 2424, 2444, 404, 424, 444 All w/ Fixed Hvy Duty Front Axle) Features: A= 3.060", B= 0.687", 18 NF Left Hand Thread	\$18.00

<b>Order No: WN-371021R11</b>	
Description	Retail
 Tie Rod, Inner Applications: 200, 230, 240, 330, 340, 404, 504 Features: 17.12" Long, 0.75" Diameter (200, 230, All Farmall w/Adj Wide Front Axle), 240 Farmall & IH w/Adj Wide Front Axle, (330, 340, 404, 504 All w/Adj Wide Tread	\$55.00


<b>Order No: WN-379204R11</b>	
Description	Retail
 Tie Rod, Inner Applications: 2404, 2424, 2444, 404, 424, 444 Features: 16.875" Long, 0.75" Diameter 2404, 2424, 2444, 404, 424, 444, All Adj Front Axles	\$30.00

<b>Order No: WN-379326R91</b>	
Description	Retail
 Tie Rod, Outer, LH Applications: 454, 484, 485, 495, 544, 584, 585, 595, 595XL, 656, 684, 685, 685XL, 784, 884, 885, 885XL, 895, 895XL Features: A= 4.06", B= 0.812", 16 UN Left Hand Thread 454, 484, 485, 495, 544, 584, 585, 595, 595XL, 656, 684, 685, 685XL, 784, 884, 885, 885XL, 895, 895XL, All w/Non Adj Cast I Beam Front Axl	\$24.00


<b>Order No: WN-379550R1</b>	
Description	Retail
 Tie Rod Tube Applications: 2504, 2544, 2606, 2656, 504, 544, 606, 656, 664 Features: 17" Long, 1.187" OD 606 Swept Back,	\$19.00

<b>Order No: WN-393228R11</b>	
-------------------------------	--


**Industrial: 2 Wheel Drive Front Axle and Steering  
Steering Arms & Tie Rods: Tie Rods & Drag Links**  
Order No: WN-393228R11

Description	Retail
 Tie Rod End Applications: 2424, 2444, 424, 444 Features: 11.87" Long, 0.75" Diameter (424, 2444, 424, 444, All for 45"-61" Narrow Tread Axle)	\$25.00


Order No: WN-399292R1

Description	Retail
 Tie Rod, Inner Applications: 2424, 2444, 424, 444 Features: 14.25" Long, 0.75" Diameter All for 49"-69" Narrow Tread Axle	\$55.00


Order No: WN-527659R2

Description	Retail
 Tie Rod Tube Applications: 2400A, 2500A, 385, 454, 464, , 484, 485, 574, 584, 585 Features: A= 16.44" Long, B= 1" OD Dia (2400A, 2500A, All w/ 56"-76" Tread), (385, 454, 464, All w/ 48"-80" Tread), 484, 485, 574, 584, 585	\$34.50


Order No: WN-65077C91

Description	Retail
 Tie Rod, Outer, LH Applications: 258, 384, 385, 454, 464, 484, 485, 495, 585, 595, 674, 695, 784, 884, 885 Features: 16", 0.75" Diameter 384 str, (464, 484 All Swept Back 44-72" Axle or 48-80" Axle), 495 Swept Back, 695 Swept Back	\$28.00


Order No: WN-65079C91

Description	Retail
 Tie Rod, Outer Applications: 384, 385, 454, 464, 485, 495, 574, 585, 595, 674, 695, 784, 884, 885 Features: 15" Length, 3/4" Diameter 384 str, 464 Swept Back 44-72" Axle or 48-80" Axle, 495 Swept Back, 695 Swept Back,	\$30.00


Order No: WN-65082C91

Description	Retail
 Tie Rod End Outer Left Hand Applications: 384, 385, 454, 464, 485, 495, 574, 585, 595, 674, 695, 784, 884 Features: 16" Long, 0.75" Diameter 385 (PIN 5001-5287 & 18001-later), 485, 585 all with swept back axle, Fits Case IH 385 (PIN 5001-5287 & 18001-), 485, 585 all with swept back axle, Fits International 385 (axles 48"-80"), 454, 484 (axles 48"-80", 574, 584, 2400A, 2500A all with swept back axle, Stem Diameter .75" with 7 notches, Uses 9/16"-18 nut	\$30.00


Order No: WN-67529C1

Description	Retail
 Tie Rod, Tube Applications: 385, 454, 484, 485, 574, 584, 585, 674, 684, 784, 884 Features: 16.190" Long, 1" OD 454 Straight Axle s/n 100000-, 674 Straight Axle w/ 54"-78" Tread, (684, 784, 884 All Straight Axle)	\$38.00


Order No: WN-AL60161

Description	Retail
 Tie Rod, End Applications: 1896, 2096, 5120, 5130, 5140, 5220, 5230, 5240, 5250, MX80C, MX90C, MC100, MX100C, MX10, MX120, MX135, MX150, MX170 Features: 8-1/4" Long, M22 x 1.5 RH Threads & M24 x 1.5 RH Threads	\$65.00


**Steering Pumps, Motors, Gear Boxes, etc.: Power Steering  
Cylinders & Related**  
Order No: WN-234447A1

Description	Retail
 Power Steering Cylinder, Complete Applications: 480B, 480C, 480D, 480E, 480SE, 480F, 480LL, 580B, 580C, 580D, 580SD, 580SE Features: Includes Tie Rods (480B, 480C, 480D, 480E, 480SE, 480F, 480LL, 580B, 580C, 580D, 580SD, 580SE, All With 2WD)	\$189.00


Order No: WN-378817R91

Description	Retail
 Power Steering Cylinder End Applications: 495, 595, 695, 895, 995, 84, 484, 485, 544, 584, 585, 656, 684, 685, 784, 884, 885, 2400A, 2500A, 2544, 2656 Features: 7/8-14 UNF RH Threads, For Cast Iron Non-Adj. Front Axle 495, 595, 695, 895, 995, 84, 484, 485, 544, 584, 585, 656, 684, 685, 784, 884, 885, 2400A, 2500A, 2544, 2656 All with Cast Iron non-Adjustable Front Axle	\$70.00


**Steering Pumps, Motors, Gear Boxes, etc.: Power Steering  
Pumps & Related**  
Order No: WN-90031C2

Description	Retail
 4WD Transfer Gearbox Coupler Applications: 238, 385, 395, 485, 495, 495XL, 585, 595, 685, 685XL, 695, 695XL, 743, 745S, 785, 785XL, 795, 795XL, 844S, 844XL, 845, 845XL, 885, 885XL, 895, 895XL, 248, 258, 268 Features: 21 Spline	\$98.89


**Industrial: Brakes**  
**Brakes: Brake Related Parts**  
Order No: WN-391446R91

Description	Retail
 Brake, Actuating Assembly Applications: Hydro 70, Hydro 86, 656, 6646, 666, 686, 2656	\$205.21

Order No: WN-530807R2

Description	Retail
 Brake Piston O-Ring Applications: 706, 756, 766, 806, 826, 856, 966, 1026, 1066, 1206, 1256, 1456, 1466, 1468, 21206, 21256, 21456, 2706, 2756, 2806, 2826, 2856 Features: Outer	\$5.79


**Brakes: Cylinders**  
Order No: WN-1287843C92

Description	Retail
 Brake Master Cylinder Applications: 380B, C50, C60, C70, C80, C90, C100, 385, 395, 485, 495, 585, 595, 685, 695, 785, 795, 885, 895, 3210, 3220, 3230, 4210, 4220, 4230, 4240 Features: Three Holes For Late Model 385 (PIN 5001-5287 & 18001-), 3220 S/N 11070000-, 885 (less cab), 895 (less cab), 995 (less cab),	\$116.83


**Brakes: Discs & Plates**  
Order No: WN-1975462C3


Description	Retail
 Disc Brake Applications: 2544, 544 Features: 10 Splines, 6.00" O.D., 1.838" I.D.	\$41.33


Order No: WN-1975472C1


Description	Retail
 Brake Disc Applications: 1456, 1466, 1468, 21456 Features: 11-3/8" O.D., 2-3/16" I.D., 12 Splines	\$40.00

International/CasellH®

<b>Industrial: Brakes</b>									
<b>Brakes: Shoes &amp; Pads</b>									
<b>Order No: WN-70277379</b>									
	<table border="1"> <thead> <tr> <th>Description</th> <th>Retail</th> </tr> </thead> <tbody> <tr> <td>Brake, Band</td> <td>\$37.85</td> </tr> <tr> <td colspan="2">Applications: 430, 470, 530, 570, 480CK, 530CK, 580B, 580CK</td> </tr> <tr> <td colspan="2">Features: Sold Individually, 4 Required per Tractor</td> </tr> </tbody> </table>	Description	Retail	Brake, Band	\$37.85	Applications: 430, 470, 530, 570, 480CK, 530CK, 580B, 580CK		Features: Sold Individually, 4 Required per Tractor	
Description	Retail								
Brake, Band	\$37.85								
Applications: 430, 470, 530, 570, 480CK, 530CK, 580B, 580CK									
Features: Sold Individually, 4 Required per Tractor									


<b>Industrial: Cooling System</b>									
<b>Fan: Fans</b>									
<b>Order No: WN-86897R91</b>									
	<table border="1"> <thead> <tr> <th>Description</th> <th>Retail</th> </tr> </thead> <tbody> <tr> <td>Fan Blade</td> <td>\$84.36</td> </tr> <tr> <td colspan="2">Applications: 2504, 454, 484, 504</td> </tr> <tr> <td colspan="2">Features: 6 Blade, 17" Diameter, 1-1/4" Pilot Hole 2504 S/N 4242-, 454 W/ Sycromesh Trans., 484 W/ 9-11/16" Crankshaft Pulley, 504 S/N 4242-</td> </tr> </tbody> </table>	Description	Retail	Fan Blade	\$84.36	Applications: 2504, 454, 484, 504		Features: 6 Blade, 17" Diameter, 1-1/4" Pilot Hole 2504 S/N 4242-, 454 W/ Sycromesh Trans., 484 W/ 9-11/16" Crankshaft Pulley, 504 S/N 4242-	
Description	Retail								
Fan Blade	\$84.36								
Applications: 2504, 454, 484, 504									
Features: 6 Blade, 17" Diameter, 1-1/4" Pilot Hole 2504 S/N 4242-, 454 W/ Sycromesh Trans., 484 W/ 9-11/16" Crankshaft Pulley, 504 S/N 4242-									


<b>Intercooler: Assemblies</b>							
<b>Order No: WN-87598494</b>							
	<table border="1"> <thead> <tr> <th>Description</th> <th>Retail</th> </tr> </thead> <tbody> <tr> <td>Cooler, Fuel</td> <td>\$115.00</td> </tr> <tr> <td colspan="2">Applications: 580, 590SM</td> </tr> </tbody> </table>	Description	Retail	Cooler, Fuel	\$115.00	Applications: 580, 590SM	
Description	Retail						
Cooler, Fuel	\$115.00						
Applications: 580, 590SM							


<b>Oil Coolers: Hydraulic Oil Cooler</b>							
<b>Order No: WN-233817A1</b>							
	<table border="1"> <thead> <tr> <th>Description</th> <th>Retail</th> </tr> </thead> <tbody> <tr> <td>Hydraulic Oil Cooler</td> <td>\$725.00</td> </tr> <tr> <td colspan="2">Applications: 580L, 580L Series 2, 570LXT Series 2, 580 Super L</td> </tr> </tbody> </table>	Description	Retail	Hydraulic Oil Cooler	\$725.00	Applications: 580L, 580L Series 2, 570LXT Series 2, 580 Super L	
Description	Retail						
Hydraulic Oil Cooler	\$725.00						
Applications: 580L, 580L Series 2, 570LXT Series 2, 580 Super L							


	<table border="1"> <thead> <tr> <th>Description</th> <th>Retail</th> </tr> </thead> <tbody> <tr> <td>Cooler, Hydraulic</td> <td>\$650.00</td> </tr> <tr> <td colspan="2">Applications: 570LXT, 580L, 580SL, 590SL</td> </tr> </tbody> </table>	Description	Retail	Cooler, Hydraulic	\$650.00	Applications: 570LXT, 580L, 580SL, 590SL	
Description	Retail						
Cooler, Hydraulic	\$650.00						
Applications: 570LXT, 580L, 580SL, 590SL							

	<table border="1"> <thead> <tr> <th>Description</th> <th>Retail</th> </tr> </thead> <tbody> <tr> <td>Oil cooler</td> <td>\$410.00</td> </tr> <tr> <td colspan="2">Applications: 455C, 455D, 555C, 555D, 570LXT, 570MXT, 575D, 580L, 585G, 586G, 588G, 665C, 655D, 675D</td> </tr> <tr> <td colspan="2">Features: 580L (Series 2)</td> </tr> </tbody> </table>	Description	Retail	Oil cooler	\$410.00	Applications: 455C, 455D, 555C, 555D, 570LXT, 570MXT, 575D, 580L, 585G, 586G, 588G, 665C, 655D, 675D		Features: 580L (Series 2)	
Description	Retail								
Oil cooler	\$410.00								
Applications: 455C, 455D, 555C, 555D, 570LXT, 570MXT, 575D, 580L, 585G, 586G, 588G, 665C, 655D, 675D									
Features: 580L (Series 2)									


	<table border="1"> <thead> <tr> <th>Description</th> <th>Retail</th> </tr> </thead> <tbody> <tr> <td>Hydraulic Oil Cooler</td> <td>\$475.00</td> </tr> <tr> <td colspan="2">Applications: 580SE, 580 Super E</td> </tr> </tbody> </table>	Description	Retail	Hydraulic Oil Cooler	\$475.00	Applications: 580SE, 580 Super E	
Description	Retail						
Hydraulic Oil Cooler	\$475.00						
Applications: 580SE, 580 Super E							


	<table border="1"> <thead> <tr> <th>Description</th> <th>Retail</th> </tr> </thead> <tbody> <tr> <td>Cooler, Hydraulic</td> <td>\$600.00</td> </tr> <tr> <td colspan="2">Applications: 580K, 580SK</td> </tr> </tbody> </table>	Description	Retail	Cooler, Hydraulic	\$600.00	Applications: 580K, 580SK	
Description	Retail						
Cooler, Hydraulic	\$600.00						
Applications: 580K, 580SK							


<b>Radiator: Radiators, Cores, &amp; Tanks</b>									
<b>Order No: WN-239739A2</b>									
	<table border="1"> <thead> <tr> <th>Description</th> <th>Retail</th> </tr> </thead> <tbody> <tr> <td>Radiator</td> <td>\$475.00</td> </tr> <tr> <td colspan="2">Applications: 570LXT, 570LXT Series 2, 570MXT, 580L, 580L Series 2, 580M, 580SL, 580SL Series 2, 580SM, 590SL, 590SL Series 2, 590SM</td> </tr> <tr> <td colspan="2">Features: 18.5" H, 20.0625" W, 5 Rows of Tubes, 8 Fins per Inch</td> </tr> </tbody> </table>	Description	Retail	Radiator	\$475.00	Applications: 570LXT, 570LXT Series 2, 570MXT, 580L, 580L Series 2, 580M, 580SL, 580SL Series 2, 580SM, 590SL, 590SL Series 2, 590SM		Features: 18.5" H, 20.0625" W, 5 Rows of Tubes, 8 Fins per Inch	
Description	Retail								
Radiator	\$475.00								
Applications: 570LXT, 570LXT Series 2, 570MXT, 580L, 580L Series 2, 580M, 580SL, 580SL Series 2, 580SM, 590SL, 590SL Series 2, 590SM									
Features: 18.5" H, 20.0625" W, 5 Rows of Tubes, 8 Fins per Inch									


	<table border="1"> <thead> <tr> <th>Description</th> <th>Retail</th> </tr> </thead> <tbody> <tr> <td>Radiator</td> <td>\$650.00</td> </tr> <tr> <td colspan="2">Applications: 410, 420, 430, 435, 440, 445, 450, 465, 420CT, 440CT, 445CT, 450CT</td> </tr> </tbody> </table>	Description	Retail	Radiator	\$650.00	Applications: 410, 420, 430, 435, 440, 445, 450, 465, 420CT, 440CT, 445CT, 450CT	
Description	Retail						
Radiator	\$650.00						
Applications: 410, 420, 430, 435, 440, 445, 450, 465, 420CT, 440CT, 445CT, 450CT							

**Order No: WN-D81055**

	<table border="1"> <thead> <tr> <th>Description</th> <th>Retail</th> </tr> </thead> <tbody> <tr> <td>Radiator</td> <td>\$435.00</td> </tr> <tr> <td colspan="2">Applications: 1845, 1845B, 1845S, 480D, 480LL, 580D, 580SD, 584D, 585D, 586D</td> </tr> <tr> <td colspan="2">Features: 19.5" W, 19.75" H, 3 Rows of Tubes, 7 Fins per Inch 1845 s/n 9855225-</td> </tr> </tbody> </table>	Description	Retail	Radiator	\$435.00	Applications: 1845, 1845B, 1845S, 480D, 480LL, 580D, 580SD, 584D, 585D, 586D		Features: 19.5" W, 19.75" H, 3 Rows of Tubes, 7 Fins per Inch 1845 s/n 9855225-	
Description	Retail								
Radiator	\$435.00								
Applications: 1845, 1845B, 1845S, 480D, 480LL, 580D, 580SD, 584D, 585D, 586D									
Features: 19.5" W, 19.75" H, 3 Rows of Tubes, 7 Fins per Inch 1845 s/n 9855225-									

<b>Thermostats: Thermostats</b>									
<b>Order No: WN-619736C2</b>									
	<table border="1"> <thead> <tr> <th>Description</th> <th>Retail</th> </tr> </thead> <tbody> <tr> <td>Thermostat</td> <td>\$41.79</td> </tr> <tr> <td colspan="2">Applications: 21206, 2806, 1026, 1206, 1256, 1456, 806, 856</td> </tr> <tr> <td colspan="2">Features: 180 Degrees, Diesel</td> </tr> </tbody> </table>	Description	Retail	Thermostat	\$41.79	Applications: 21206, 2806, 1026, 1206, 1256, 1456, 806, 856		Features: 180 Degrees, Diesel	
Description	Retail								
Thermostat	\$41.79								
Applications: 21206, 2806, 1026, 1206, 1256, 1456, 806, 856									
Features: 180 Degrees, Diesel									

<b>Water Pump &amp; Manifolds: Pulleys</b>									
<b>Order No: WN-2855622</b>									
	<table border="1"> <thead> <tr> <th>Description</th> <th>Retail</th> </tr> </thead> <tbody> <tr> <td>Tensioner, Belt</td> <td>\$75.00</td> </tr> <tr> <td colspan="2">Applications: 570MXT, 580M, 580SM, 586G, 588G, 590SM, 430, 440, 440CT, 445, 445CT, 450, 450CT, WDX1002S, MAXXUM 100, MAXXUM 110, MAXXUM 115, MAXXUM 120, MAXXUM 125, MAXXUM 130, MAXXUM 140, MXU100, MXU110, MXU115, MXU125, MXU130, MXU135, PUMA115, PUMA125, PUMA140, PUMA155</td> </tr> <tr> <td colspan="2">Features: WDX1002S (-11/15/2006)</td> </tr> </tbody> </table>	Description	Retail	Tensioner, Belt	\$75.00	Applications: 570MXT, 580M, 580SM, 586G, 588G, 590SM, 430, 440, 440CT, 445, 445CT, 450, 450CT, WDX1002S, MAXXUM 100, MAXXUM 110, MAXXUM 115, MAXXUM 120, MAXXUM 125, MAXXUM 130, MAXXUM 140, MXU100, MXU110, MXU115, MXU125, MXU130, MXU135, PUMA115, PUMA125, PUMA140, PUMA155		Features: WDX1002S (-11/15/2006)	
Description	Retail								
Tensioner, Belt	\$75.00								
Applications: 570MXT, 580M, 580SM, 586G, 588G, 590SM, 430, 440, 440CT, 445, 445CT, 450, 450CT, WDX1002S, MAXXUM 100, MAXXUM 110, MAXXUM 115, MAXXUM 120, MAXXUM 125, MAXXUM 130, MAXXUM 140, MXU100, MXU110, MXU115, MXU125, MXU130, MXU135, PUMA115, PUMA125, PUMA140, PUMA155									
Features: WDX1002S (-11/15/2006)									

<b>Order No: WN-375742</b>									
	<table border="1"> <thead> <tr> <th>Description</th> <th>Retail</th> </tr> </thead> <tbody> <tr> <td>Water Pump</td> <td>\$137.36</td> </tr> <tr> <td colspan="2">Applications: 200, 230, 240, 504, 2500, 2504, 3514, C153</td> </tr> <tr> <td colspan="2">Features: 200 S/N 65001-, 230 S/N 65001-, 240 S/N 65001, 504 w/ C153 Engine, 2500 w/ C153 Engine, 2504 w/ C153 Engine, 3514 w/ C153 Engine, C153 Engine</td> </tr> </tbody> </table>	Description	Retail	Water Pump	\$137.36	Applications: 200, 230, 240, 504, 2500, 2504, 3514, C153		Features: 200 S/N 65001-, 230 S/N 65001-, 240 S/N 65001, 504 w/ C153 Engine, 2500 w/ C153 Engine, 2504 w/ C153 Engine, 3514 w/ C153 Engine, C153 Engine	
Description	Retail								
Water Pump	\$137.36								
Applications: 200, 230, 240, 504, 2500, 2504, 3514, C153									
Features: 200 S/N 65001-, 230 S/N 65001-, 240 S/N 65001, 504 w/ C153 Engine, 2500 w/ C153 Engine, 2504 w/ C153 Engine, 3514 w/ C153 Engine, C153 Engine									

<b>Order No: WN-87326910</b>																	
	<table border="1"> <thead> <tr> <th>Description</th> <th>Retail</th> </tr> </thead> <tbody> <tr> <td>Tensioner, Belt</td> <td>\$59.00</td> </tr> <tr> <td colspan="2">Applications: MX100, MX110, MX120, MX135, MX150, MX170, MX180, MX200, MX220, STX275, STX325, 1896, 2096, 5120, 5130, 5140, 5220, 5230, 5240, 5250, 7110, 7120, 7130, 7140, 7150, 7210, 7220, 7230, 7240, 7250, 8910, 8920, 8930, 8940, 8950, 9110, 9130, 9210, 9230, 9240, 9310, 9330, 1620, 1640, 1644</td> </tr> <tr> <td colspan="2">Features: Use Part Number WN-87326910</td> </tr> <tr> <td colspan="2">Additional Models: Combine: 1660, 1666, 1670, 1680, 1688, 2144, 2166, 2188, 2344, 2366, 2388</td> </tr> <tr> <td colspan="2">Cotton Picker: CPX420, 1800, 2022, 2044, 2055, 2555, 420 Crawler:450C, 455C, 850D, 855D</td> </tr> <tr> <td colspan="2">Industrial: CX130, CX160, W11B, W14B, W14C, W36, 1085B, 1085C, 1086B, 1088, 1150E, 1150G, 1150H, 1155E, 1187C, 1550, 480E, 480ELL, 480F, 480FLL, 550, 550E, 550G, 550H, 570LXT, 570MXT, 580K, 580L, 580M, 580SE, 5580SK, 580SM, 584E, 585E, 586E, 590 Turbo, 590SL, 6030, 621, 621B, 621C, 650G, 650H, 650K, 660, 680K, 680L, 688, 688BCK, 688C, 721, 721B, 721C, 750H, 750K, 760, 780C, 780D, 821, 821B, 821C, 850E, 850G, 850H, 850K, 855E, 860, 880D, 888, 9010, 9010B, 9020, 9020B, 9030, 9030B, 9040, 9040B, 9045B, 960</td> </tr> <tr> <td colspan="2">Skid Steer:1840, 1845C, 40XT, 60XT, 70XT, 75XT, 85XT, 90XT, 95XT Swather:6000, 6500, 8820, 8825, 8825HP, 8830, 8840, 8850, 8860, 8860HP, 8870, 8880, 8880HP</td> </tr> </tbody> </table>	Description	Retail	Tensioner, Belt	\$59.00	Applications: MX100, MX110, MX120, MX135, MX150, MX170, MX180, MX200, MX220, STX275, STX325, 1896, 2096, 5120, 5130, 5140, 5220, 5230, 5240, 5250, 7110, 7120, 7130, 7140, 7150, 7210, 7220, 7230, 7240, 7250, 8910, 8920, 8930, 8940, 8950, 9110, 9130, 9210, 9230, 9240, 9310, 9330, 1620, 1640, 1644		Features: Use Part Number WN-87326910		Additional Models: Combine: 1660, 1666, 1670, 1680, 1688, 2144, 2166, 2188, 2344, 2366, 2388		Cotton Picker: CPX420, 1800, 2022, 2044, 2055, 2555, 420 Crawler:450C, 455C, 850D, 855D		Industrial: CX130, CX160, W11B, W14B, W14C, W36, 1085B, 1085C, 1086B, 1088, 1150E, 1150G, 1150H, 1155E, 1187C, 1550, 480E, 480ELL, 480F, 480FLL, 550, 550E, 550G, 550H, 570LXT, 570MXT, 580K, 580L, 580M, 580SE, 5580SK, 580SM, 584E, 585E, 586E, 590 Turbo, 590SL, 6030, 621, 621B, 621C, 650G, 650H, 650K, 660, 680K, 680L, 688, 688BCK, 688C, 721, 721B, 721C, 750H, 750K, 760, 780C, 780D, 821, 821B, 821C, 850E, 850G, 850H, 850K, 855E, 860, 880D, 888, 9010, 9010B, 9020, 9020B, 9030, 9030B, 9040, 9040B, 9045B, 960		Skid Steer:1840, 1845C, 40XT, 60XT, 70XT, 75XT, 85XT, 90XT, 95XT Swather:6000, 6500, 8820, 8825, 8825HP, 8830, 8840, 8850, 8860, 8860HP, 8870, 8880, 8880HP	
Description	Retail																
Tensioner, Belt	\$59.00																
Applications: MX100, MX110, MX120, MX135, MX150, MX170, MX180, MX200, MX220, STX275, STX325, 1896, 2096, 5120, 5130, 5140, 5220, 5230, 5240, 5250, 7110, 7120, 7130, 7140, 7150, 7210, 7220, 7230, 7240, 7250, 8910, 8920, 8930, 8940, 8950, 9110, 9130, 9210, 9230, 9240, 9310, 9330, 1620, 1640, 1644																	
Features: Use Part Number WN-87326910																	
Additional Models: Combine: 1660, 1666, 1670, 1680, 1688, 2144, 2166, 2188, 2344, 2366, 2388																	
Cotton Picker: CPX420, 1800, 2022, 2044, 2055, 2555, 420 Crawler:450C, 455C, 850D, 855D																	
Industrial: CX130, CX160, W11B, W14B, W14C, W36, 1085B, 1085C, 1086B, 1088, 1150E, 1150G, 1150H, 1155E, 1187C, 1550, 480E, 480ELL, 480F, 480FLL, 550, 550E, 550G, 550H, 570LXT, 570MXT, 580K, 580L, 580M, 580SE, 5580SK, 580SM, 584E, 585E, 586E, 590 Turbo, 590SL, 6030, 621, 621B, 621C, 650G, 650H, 650K, 660, 680K, 680L, 688, 688BCK, 688C, 721, 721B, 721C, 750H, 750K, 760, 780C, 780D, 821, 821B, 821C, 850E, 850G, 850H, 850K, 855E, 860, 880D, 888, 9010, 9010B, 9020, 9020B, 9030, 9030B, 9040, 9040B, 9045B, 960																	
Skid Steer:1840, 1845C, 40XT, 60XT, 70XT, 75XT, 85XT, 90XT, 95XT Swather:6000, 6500, 8820, 8825, 8825HP, 8830, 8840, 8850, 8860, 8860HP, 8870, 8880, 8880HP																	


**Water Pump & Manifolds: Related Parts**  
**Order No: WN-368501R2**

International/CasellH®

**Industrial: Cooling System**


**Water Pump & Manifolds: Related Parts**

Order No: WN-368501R2


Description	Retail
 Hub, Water Pump Applications: 200, 230, 240, 330, 340, 404, 460, 504, 560, 606, 660, 706, 806, 2404, 2504, 2606, 2706, 2806 Features: Used w/ Water Pumps 601816C92, 375742R92, 375793R92	\$31.08

**Water Pump & Manifolds: Water Pumps**


Order No: WN-199352A1

Description	Retail
 Water Pump Applications: 1470, 1570, 2090, 2290, 2294, 2390, 2394, 2590, 2594, 3294, 3394, 3594, 4490, 4494, 4690, W14, W14FL, W14H, W18, W20, W20B, W24B, W24C, W26B, W30, 300C, 400C, 600, 680G, 680H, 780, 780B, 800, 825, 850B, 850C, 880, 880B, 880C, 980, 980B, 1080, 1080B, 1150B, 1150C, 1150D, 1155D, 1187 Features: For Engines 335DBT, 336BDT, 504DB (2090, 2290, 2294, 2390, 2394, 2590, 2594, 3294, 3394, 3594, 4490, 4494, 4690 All w/ 504DB Eng), 300C w/ 336B Eng Additional Industrial Models: 1187B, 1280, 1280B, 1450, 1450B, 1455B	\$85.00


Order No: WN-3132676R93

Description	Retail
 Water Pump Applications: HYDRO 70, HYDRO 86, 1046, 1055, 1056, 1246, 1255, 1420, 1455, 1620, 2756, 2826, 3088, 3288, 666, 686, 706, 715, 756, 786, 826, 886, 9000, 946, 1400, 782	\$65.00


Order No: WN-3132741R93

Description	Retail
 Water Pump Applications: TD7E, TD8E, 100E, 1046, 125E, 644, 744, 745, 844, 844XL, 845, 845XL, 856, 946, 955, 956	\$90.00


Order No: WN-375793R92

Description	Retail
 Water Pump Applications: 140, 200, 230, 240, 330, 340, 404, 424, 444, 504, T340, 500, 2404, 2424, 2444, 4000, 660, 770, 780 Features: With Gasket (200, 230, 240, All S/N 65001- w/ C123 Eng), (330, 340, 404, All w/ C135 Gas Eng), 424 w/ C146 Gas Eng, 444 w/ C153 Gas Eng	\$85.00


Order No: WN-400677R92

Description	Retail
 Water Pump Applications: 2400A, 2400B, 454, 464, 3400A, 3414, 454, 464, 544, 574, 674, 2400A, 2400B, 2500A, 2500B, 2544, 3514, , 4500, 8000 Features: Gasoline (2400A, 2400B, 454 All w/ C157 & C175 Eng), (464, 3400A, 3414, All w/C175 Eng), (544, 574, 674, 2500A, 2500B, 2544, All w/ C200 Eng)	\$112.00


Order No: WN-701335C92

Description	Retail
 Water Pump Applications: 1026, 21206, 21256, 21456, 2856, 1256, 1456, 856, 2806, 1206, 806 Features: Diesel, With Hub (1026, 21206, 21256, 21456, 2856, 1256, 1456, 856 All DT407 Eng), (2806, 1206, 806 All D361 Eng)	\$120.00

Order No: WN-703820R95

Description	Retail
 Water Pump Applications: B275, B276, B414, 354, 364, 384, 424, 434, 444, 2300A, 2424, 2444, 3444, TD5, 3141 Features: Gas or Diesel, Adjustable Pulley (B275, B276, B414, 354, 364, 384, 424, 434, 444 All w/ BD154 Diesel or BC144 Gas Eng), 2300A w/ BD144 Diesel or BC144 Gas	\$79.00

Order No: WN-A34009

Description	Retail
 Water Pump Applications: 1030, 680CK, 750, 850 Features: Includes Mounting Gasket, Without Pulley (1030, 680CK, 750, 850, All Diesel) Shaft extends 2.5" beyond the bearing	\$130.00

**Industrial: Drive Axles / Differentials / Front & Rear End**

**Axle: Planetary Related Parts**

Order No: WN-L35588

Description	Retail
 Planetary Gear Applications: HYDRO 84, 584, 585, 644, 684, 685, 744, 784, 844, 844S, 884, 885 Features: 26 Teeth Hydro 84, 584 (4WD), 585 (S/N -18001), 644, 684 (4WD), 685 (S/N -18001), 744, 784 (4WD), 844, 884 (4WD), 885 (S/N -18001)	\$45.00

**Axle: Related Parts**


Order No: WN-N13504

Description	Retail
MFWD King Pin Applications: 480E, 480ELL, 480F, 480FLL, 580K, 580SE, 580SK, 584E, 585E, 586E, 590, 760, 860, 5120, 5130, 5140, 5220, 5230, 5240, 5250	\$75.43


**Industrial: Electrical**

**Alternator: Assembly**

Order No: WN-1100583


Description	Retail
 Alternator Applications: 454, 464, 574, 674, 766, 966, 1066, 1466, 1468, 1566, 786, 870, 886, 986, 1086, 1486, 1586, 480C, 580B, 3500A Features: 12 Volt, 72 Amp, CW, Delco	\$95.50

Order No: WN-ABO0209

Description	Retail
 Alternator Applications: 1896, 2096, 580K, 580SK, 590, 650G, 650H, 650K, 680L, 750K, 780D, MX80C, MX100, MX100C, MX110, MX120, MX135, MX150, MX170, 5120, 5130, 5140, 5220, 5230, 5240, 5250 Features: 12 Volt, 95 Amp, CW	\$171.04

**Lights: Switches**

Order No: WN-107200C2

Description	Retail
 Light Switch Applications: 1620, 1640, 1644, 1660, 1666, 1680, 1688, 2500A, Hydro 186, Hydro 86, H84, 1086, 140, 1486, 1586, 3088, 3220, 3230, 3288, 3388, 3488, 3588, 3688, 3788, 384, 385, 395, 4186, 4210, 4230, 4240, 4386, 464, 4786, 484, 485, 495, 5088, 5288, 5488, 574, 584, 585, 595, 6388, 6588, 674, 6788, 684 Features: Rotary Additional Models: 685, 686, 695, 784, 786, 884, 885, 895, 986, 995 Models with S/N 2500A S/N 114909-, 140 S/N 62472-, 464 S/N 109151-, 574 S/N 114909-	\$50.75

**Lights: Warning Lamps**

International/Casell®

**Industrial: Electrical**

**Lights: Warning Lamps**

Order No: WN-AT323301



Description	Retail
LED Work Light Applications: 570N, 570NXT, 580N, 580SN, 590SN, 1150K, 1150M, 1650L, 1650M, 2050M, 650K, 750K, 750L, 750M, 850K, 850M, 1021F, 1121F, 1221E, 1221F, 521F, 621F, 721F, 821F, 921F Features: 2900 Lumens	\$65.00

**Starter: Assembly**

Order No: WN-86982709



Description	Retail
Starter Applications: 480E, 480ELL, 480F, 480FLL, 580L, 580SE, 580SK, 580SL, 570XLT Features: 12 Volt, Nippondenso, 13 Teeth, CW Rotation	\$180.00

Order No: WN-SDR6058



Description	Retail
Starter, Solenoid Applications: 275, 276, 354, 374, 384, 404, 414, 424, 434, 444, 454, 464, 504, 544, 574, 606, 656, 674, 706, 756, 766, 826, 856, 1066, 1466, 1468, 503, 815, 915 Features: Use With Delco Starters	\$14.00

**Starter: Solenoid**

Order No: WN-SDR6003



Description	Retail
Solenoid, Switch Applications: Hydro 70, Hydro 86, Hydro 100, W400, 400, 403, 450, 454, 464, 503, 544, 560, 574, 615, 650, 656, 660, 666, 674, 706, 756, 766, 806, 826, 856, 886, 966, 986, 1066, 1086, 1206, 1256, 1456, 1466, 1468, 1566, 1568, 2400, 2400A, 2400B, 2500, 2500A, 2500B, 2544, 2606, 2656, 2756, 2806, 2826 Features: Vertical Studs 2856, 3088, 3288, 3688, 4166, 5088, 5288, 5488, 6388, 6588, 21256, 21456, 715, 815, 915616, 622, 3400, 3400A, 3500A, 3514, 3800, 3850, 4500	\$26.25

Order No: WN-SDR6006



Description	Retail
Solenoid Applications: Hydro 100, 454, 464, 574, 674, 886, 966, 986, 1026, 1066, 1086, 1466, 1468, 1486, 1566, 1568, 1586, 2400A, 2400B, 2500A, 2500B, 3088, 3288, 3688, 4186, 4366, 4386, 5088, 5288, 5488, 7388, 715, 815, 915, 3400A, 3500A, 3800, 3850 Features: Use WN-SDR6006	\$31.25

**Starter: Switch**

Order No: WN-393209R1



Description	Retail
Push Button Switch Applications: CUB, LO-BOY, Hydro 100, Hydro 70, Hydro 86, 275, 375, 1026, 1206, 1256, 140, 1456, 1466, 1468, 1566, 1568, 200, 230, 240, 300, 330, 340, 404, 4100, 4156, 4166, 4186, 424, 4366, 444, 454, 4568, 460, 464, 504, 544, 560, 574, 606, 656, 660, 664, 666, 674, 686, 706, 756, 766, 806, 826, 856, 966 Features: Can Be Used For Starter, Horn Or Glow Plug Additional Models 21026, 21256, 21456, 2400A, 2404, 2424, 2444, 2500, 2504, 2544, 2606, 2656, 2706, 2756, 2806, 2826, 2856	\$11.92

**Industrial: Engines & Related Parts**

**Blocks & Components: Camshafts & Related**

Order No: WN-131858R1

Description	Retail
Camshaft, Gear Applications: 815, 915, 806, 856, 1026, 1206, 1256, 1456, 2856, 175, 175B, TD15B Features: D361, DT361, D407, DT407 815 S/N -7999, 915 S/N -2348	\$687.00

Order No: WN-3945329

Description	Retail
Camshaft Bearing Applications: W36, MX180, MX200, MX210, MX220, MX230, CPX420, 1660, 1666, 1670, 1680, 1688, 1844, 2044, 2055, 2155, 2555, 2166, 2188, 2366, 2377, 2388, 7110, 7120, 7130, 7140, 7150, 7210, 7220, 7230, 7240, 7250, 8910, 8920, 8930, 8940, 8950, 9110, 9130, 9210, 9230, 9240, 9310, 9330 Features: 7 Required Per Engine; For Cummins Engines Only Additional Applications: TD15E, MX215, MX240, MX245, MX255, MX270, MX275, STX275 Steiger, STX280, MX285, MX305, STX325, STX330, CPX610, CPX620, 721, 721B, 821, 821B, 821C, 1150E, 1155E, 1550, 9040, 9040B, 9045B	\$7.75

Order No: WN-680117C3

Description	Retail
Camshaft Bearing Set Applications: TD15C, 540, 915, 1066, 1086, 1440, 1460, 1466, 1470, 1480, 1486, 1566, 1586, 1640, 1660, 1680, 1822, 1844, 3388, 3488, 3588, 3688, 3788, 4166, 4186, 4366, 4386, 5088, 5288, 5488, 6388, 6588, 6788, 7288, 7488 Features: Additional Applications: TD12, H60E, Hydro 70, Hydro 86, Hydro 100, Hydro 186, 515, 666, 686, 766, 815, 886, 966, 986	\$23.50

Order No: WN-RP-670349C1



Description	Retail
Camshaft, 6 Cylinder, Diesel Applications: 806, 856, 1026, 1206, 1256, 1456, 2856, 815, 915, 175, 175B, TD15B Features: D361, DT361, D407, DT407 815 S/N -8000, 915 S/N -2349	\$401.00

**Blocks & Components: Connecting Rods & Related**

Order No: WN-1823851C91



Description	Retail
Rod Bearing Applications: TD12, Hydro 100, Hydro 186, 540, 815, 915, 966, 986, 1066, 1086, 1440, 1460, 1466, 1480, 1486, 1566, 1586, 1640, 1660, 1680, 1822, 1844, 3388, 3488, 3688, 4166, 4186, 5088, 5488, 6388, 7288, 7488 Features: STD; 1.260" Wide Width	\$11.75

Order No: WN-1823852C91



Description	Retail
Rod Bearing Applications: TD12, Hydro 100, Hydro 186, 540, 815, 915, 966, 986, 1066, 1086, 1440, 1460, 1466, 1480, 1486, 1566, 1586, 1640, 1660, 1680, 1822, 1844, 3388, 3488, 3688, 4166, 4186, 5088, 5488, 6388, 7288, 7488 Features: .010" Oversized; 1.260" Wide Width	\$11.75

Order No: WN-1823853C91



Description	Retail
Rod Bearing Applications: TD12, Hydro 100, Hydro 186, 540, 815, 915, 966, 986, 1066, 1086, 1440, 1460, 1466, 1480, 1486, 1566, 1586, 1640, 1660,	\$11.75

**Industrial: Engines & Related Parts**

**Blocks & Components: Connecting Rods & Related**

**Order No: WN-1823853C91**  
 1680, 1822, 1844, 3388, 3488, 3688, 4166, 4186, 5088, 5488, 6388, 7288, 7488  
 Features: .020" Oversized; 1.260" Wide Width

**Order No: WN-1823854C91**

Description	Retail
Rod Bearing Applications: TD12, Hydro 100, Hydro 186, 540, 815, 915, 966, 986, 1066, 1086, 1440, 1460, 1466, 1480, 1486, 1566, 1586, 1640, 1660, 1680, 1822, 1844, 3388, 3488, 3688, 4166, 4186, 5088, 5488, 6388, 7288, 7488 Features: .030" Oversized; 1.260" Wide Width	\$11.75

**Order No: WN-1823855C91**

Description	Retail
Rod Bearing Applications: TD15C, 540, 915, 1066, 1086, 1256, 1440, 1456, 1460, 1466, 1470, 1486, 1566, 1586, 1640, 2806, 2856, 3388, 3488, 3588, 3688, 3788, 4166, 4186, 4366, 4386, 5088, 5288, 5488, 6388, 6588, 6788 Features: STD; 1.200" Narrow Width Additional Applications: TD12, TD15B, H60E, Hydro 70, Hydro 86, Hydro 100, Hydro 186, 515, 666, 686, 766, 806, 815, 856, 886, 966, 1026, 1206, 21026, 21206, 21256, 21456	\$11.75

**Order No: WN-1823856C91**

Description	Retail
Rod Bearing Applications: TD15C, 540, 915, 1066, 1086, 1256, 1440, 1456, 1460, 1466, 1470, 1486, 1566, 1586, 1640, 2806, 2856, 3388, 3488, 3588, 3688, 3788, 4166, 4186, 4366, 4386, 5088, 5288, 5488, 6388, 6588, 6788 Features: .010" Oversized; 1.200" Narrow Width Additional Applications: TD12, TD15B, H60E, Hydro 70, Hydro 86, Hydro 100, Hydro 186, 515, 666, 686, 766, 806, 815, 856, 886, 966, 986, 1026, 1206, 21026, 21206, 21256, 21456	\$11.75

**Order No: WN-1823857C91**

Description	Retail
Rod Bearing Applications: TD15C, 540, 915, 1066, 1086, 1256, 1440, 1456, 1460, 1466, 1470, 1486, 1566, 1586, 1640, 2806, 2856, 3388, 3488, 3588, 3688, 3788, 4166, 4186, 4366, 4386, 5088, 5288, 5488, 6388, 6588, 6788 Features: .020" Oversized; 1.200" Narrow Width Additional Applications: TD12, TD15B, H60E, Hydro 70, Hydro 86, Hydro 100, Hydro 186, 515, 666, 686, 766, 806, 815, 856, 886, 966, 986, 1026, 1206, 21026, 21206, 21256, 21456	\$11.75

**Order No: WN-1823858C91**


Description	Retail
Rod Bearing Applications: TD15C, 540, 915, 1066, 1086, 1256, 1440, 1456, 1460, 1466, 1470, 1486, 1566, 1586, 1640, 2806, 2856, 3388, 3488, 3588, 3688, 3788, 4166, 4186, 4366, 4386, 5088, 5288, 5488, 6388, 6588, 6788 Features: .030" Oversized; 1.200" Narrow Width Additional Applications: TD12, TD15B, H60E, Hydro 70, Hydro 86, Hydro 100, Hydro 186, 515, 666, 686, 766, 806, 815, 856, 886, 966, 986, 1026, 1206, 21026, 21206, 21256, 21456	\$11.75

**Order No: WN-231151**

Description	Retail
Bushing, Piston, Pin Applications: 60, 480E, 480E LL, 480F, 480F LL,	\$7.00

580SE, 580K, 580SK, 1840, 1845C, 4390, 3.9T  
 Features: Diesel, 3.9T Cummins

**Order No: WN-3901430**

Description	Retail
 Rod Bearing Applications: TD15E, W36, 721, 721B, 821, 821B, 821C, 1150E, 1155E, 1550, 1660, 1666, 1670, 1680, 1688, 1844, 2044, 2055, 2155, 2166, 2188, 2366, 2377, 2388, 2555, 7110, 7120, 7130, 7140, 7150, 7210, 7220, 7230, 7240, 7250, 8910, 8920, 8930, 8940, 8950, 9110, 9130, 9210, 9230, 9240, 9310, 9330 Features: STD; For 1 Rod; Cummins Engines Only Journal Diameter 2.9916"-2.9926"; Additional Applications: MX180, MX200, MX210, MX215, MX220, MX230, MX240, MX245, MX255, MX270, MX275, MX285, STX275, STX280, STX325, CPX420, CPX610, CPX620, 9040, 9040B, 9045B	\$9.50

**Order No: WN-3901431**

Description	Retail
Rod Bearing Applications: TD15E, W36, 721, 721B, 821, 821B, 821C, 1150E, 1155E, 1550, 1660, 1666, 1670, 1680, 1688, 1844, 2044, 2055, 2155, 2166, 2188, 2366, 2377, 2388, 2555, 7110, 7120, 7130, 7140, 7150, 7210, 7220, 7230, 7240, 7250, 8910, 8920, 8930, 8940, 8950, 9110, 9130, 9210, 9230, 9240, 9310, 9330 Features: .25mm Oversized; For 1 Rod; Cummins Engines Only Journal Diameter 2.9916"-2.9926"; Additional Applications: MX180, MX200, MX210, MX215, MX220, MX230, MX240, MX245, MX255, MX270, MX275, MX285, STX275, STX280, STX325, CPX420, CPX610, CPX620, 9040, 9040B, 9045B	\$9.50

**Order No: WN-3901432**

Description	Retail
Rod Bearing Applications: TD15E, W36, 721, 721B, 821, 821B, 821C, 1150E, 1155E, 1550, 1660, 1666, 1670, 1680, 1688, 1844, 2044, 2055, 2155, 2166, 2188, 2366, 2377, 2388, 2555, 7110, 7120, 7130, 7140, 7150, 7210, 7220, 7230, 7240, 7250, 8910, 8920, 8930, 8940, 8950, 9110, 9130, 9210, 9230, 9240, 9310, 9330 Features: .50mm Oversized; For 1 Rod; Cummins Engines Only Journal Diameter 2.9916"-2.9926"; Additional Applications: MX180, MX200, MX210, MX215, MX220, MX230, MX240, MX245, MX255, MX270, MX275, MX285, STX275, STX280, STX325, CPX420, CPX610, CPX620, 9040, 9040B, 9045B	\$9.50

**Order No: WN-3901433**

Description	Retail
Rod Bearing Applications: TD15E, W36, 721, 721B, 821, 821B, 821C, 1150E, 1155E, 1550, 1660, 1666, 1670, 1680, 1688, 1844, 2044, 2055, 2155, 2166, 2188, 2366, 2377, 2388, 2555, 7110, 7120, 7130, 7140, 7150, 7210, 7220, 7230, 7240, 7250, 8910, 8920, 8930, 8940, 8950, 9110, 9130, 9210, 9230, 9240, 9310, 9330 Features: .75mm Oversized; For 1 Rod; Cummins Engines Only Journal Diameter 2.9916"-2.9926"; Additional Applications: MX180, MX200, MX210, MX215, MX220, MX230, MX240, MX245, MX255, MX270, MX275, MX285, STX275, STX280, STX325, CPX420, CPX610, CPX620, 9040, 9040B, 9045B	\$9.50

International/CasellH®


**Industrial: Engines & Related Parts**

**Blocks & Components: Connecting Rods & Related**

Order No: WN-3970951

Description	Retail
Piston Pin Bushing Applications: TD15E, W36, 721, 721B, 721C, 821, 821B, 821C, 1150E, 1155E, 1550, 1660, 1666, 1670, 1680, 1688, 1844, 2044, 2055, 2155, 2355, 2166, 2188, 2366, 2377, 2388, 2555, 7110, 7120, 7130, 7140, 7150, 7210, 7220, 7230, 7240, 7250, 8910, 8920, 8930, 8940, 8950, 9110, 9210, 9230, 9240, 9310, 9330 Features: Tapered; For Cummins Engines Only Additional Applications: MX180, MX200, MX210, MX220, MX230, MX240, MX255, MX270, MX285, STX275, CPX420, CPX610, CPX620, 9040, 9040B, 9045B	\$6.75

Order No: WN-5A182014

Description	Retail
 Connecting Rods, Set Of 4 Applications: 430, 430CK, 470, 480C, 480CK, 480D, 480LL, 500LK, 530, 530CK, 570, 580B, 630, 660, W5A, 1740, 1835B, 1845, 1845S Features: 188 Diesel	\$533.00

Order No: WN-675006C2

Description	Retail
Piston Pin Bushing Applications: TD15C, 540, 915, 1066, 1086, 1440, 1460, 1466, 1470, 1480, 1486, 1566, 1586, 1640, 1660, 1680, 1822, 1844, 3388, 3488, 3588, 3688, 3788, 4166, 4186, 4366, 4386, 5088, 5288, 5488, 6388, 6588, 6788, 7288, 7488 Features: Honable Additional Applications: TD12, Hydro 100, Hydro 186, 815, 966, 986	\$9.75

Order No: WN-675006C2S

Description	Retail
Piston Pin Bushing Applications: TD15C, 540, 915, 1066, 1086, 1440, 1460, 1466, 1470, 1480, 1486, 1566, 1586, 1640, 1660, 1680, 1822, 1844, 3388, 3488, 3588, 3688, 3788, 4166, 4186, 4366, 4386, 5088, 5288, 5488, 6388, 6588, 6788, 7288, 7488 Features: Boreable Additional Applications: TD12, Hydro 100, Hydro 186, 815, 966, 986	\$9.75

Order No: WN-676679C2

Description	Retail
Connecting Rod Bolt Applications: TD15C, 540, 915, 1066, 1086, 1440, 1460, 1466, 1470, 1480, 1486, 1566, 1586, 1640, 1660, 1680, 1822, 1844, 3388, 3488, 3588, 3688, 3788, 4166, 4186, 4366, 4386, 5088, 5288, 5488, 6388, 6588, 6788, 7288, 7488 Features: Priced Each, Sold 2 Per Package Additional Applications: TD12, H60E, Hydro 70, Hydro 86, Hydro 100, Hydro 186, 515, 666, 686, 766, 815, 886, 966, 986	\$6.75

Order No: WN-HR686-20


Description	Retail
Bearing, Connecting Rod Applications: SUPER 400, 700B, 730, 740, 750, 800B, 830, 850, 930, 1030, 1070, 1090, 1150B, 1150C, 1170, 1175, 1200, 1270, 2090, 2290, 2294, W7, W7C, W8, W8E, W9, W9A, W9E, W10, W10E, W12, W18, W20 Features: .020" Oversized, For One Rod, Gas or Diesel SUPER 400 s/n 8406131-, 700 s/n -7070351, 850 s/n -7073469,	\$14.32

**Blocks & Components: Crankshafts & Related**


Order No: WN-1809964C92

Description	Retail
Rear Crankshaft Seal Applications: TD15C, 540, 915, 1066, 1086, 1440, 1456, 1460, 1466, 1470, 1480, 1486, 1566, 1586, 1640, 1660, 1680, 1822, 1844, 3388, 3488, 3588, 3688, 3788, 4166, 4186, 4366, 4386, 4568, 4586, 4786, 5088, 5288, 5488, 6388, 6588, 6788, 7288, 7488 Features: Seal with Sleeve Additional Applications: D312, D360, DT360, D361, DT361, D407, DT407, D414, TD12, TD15B, TD20B, TD20E, H60E, H70F, Hydro 70, Hydro 86, Hydro 100, Hydro 186, 250, 250B, 515, 666, 686, 766, 806, 815, 856, 886, 966, 986, 1026, 1206, 1256, 2806, 2856, 4100, 4150, 21026, 21206, 21256, 21456	\$30.25


Order No: WN-1823843C91

Description	Retail
 Main Bearing Set Applications: TD12, Hydro 100, Hydro 186, 540, 815, 915, 966, 986, 1066, 1086, 1440, 1460, 1466, 1480, 1486, 1566, 1586, 1640, 1660, 1680, 1822, 1844, 3388, 3488, 3688, 4166, 4186, 5088, 5488, 6388, 7288, 7488 Features: STD; 1.294" Wide Width	\$152.25

Order No: WN-1823844C91

Description	Retail
 Main Bearing Set Applications: TD12, Hydro 100, Hydro 186, 540, 815, 915, 966, 986, 1066, 1086, 1440, 1460, 1466, 1480, 1486, 1566, 1586, 1640, 1660, 1680, 1822, 1844, 3388, 3488, 3688, 4166, 4186, 5088, 5488, 6388, 7288, 7488 Features: .010" Oversized; 1.294" Wide Width	\$152.25


Order No: WN-1823845C91

Description	Retail
 Main Bearing Set Applications: TD12, Hydro 100, Hydro 186, 540, 815, 915, 966, 986, 1066, 1086, 1440, 1460, 1466, 1480, 1486, 1566, 1586, 1640, 1660, 1680, 1822, 1844, 3388, 3488, 3688, 4166, 4186, 5088, 5488, 6388, 7288, 7488 Features: .020" Oversized; 1.294" Wide Width	\$152.25


Order No: WN-1823846C91

Description	Retail
Main Bearing Set Applications: TD12, Hydro 100, Hydro 186, 540, 815, 915, 966, 986, 1066, 1086, 1440, 1460, 1466, 1480, 1486, 1566, 1586, 1640, 1660, 1680, 1822, 1844, 3388, 3488, 3688, 4166, 4186, 5088, 5488, 6388, 7288, 7488 Features: .030" Oversized; 1.294" Wide Width	\$180.75

Order No: WN-1823847C91

Description	Retail
 Main Bearing Set Applications: TD12, TD15C, Hydro 100, Hydro 186, 540, 815, 915, 966, 986, 1066, 1086, 1440, 1460, 1466, 1470, 1480, 1486, 1566, 1586, 1640, 1822, 3388, 3488, 3588, 3688, 3788, 4166, 4186, 4366, 4386, 5088, 5288, 5488, 6388, 6588, 6788 Features: STD; 1.230" Narrow Width	\$136.75

Order No: WN-1823848C91

Description	Retail
 Main Bearing Set Applications: TD12, TD15C, Hydro 100, Hydro 186, 540, 815, 915, 966, 986, 1066, 1086, 1440, 1460, 1466, 1470, 1480, 1486, 1566, 1586, 1640, 1822, 3388, 3488, 3588, 3688, 3788, 4166, 4186, 4366, 4386, 5088, 5288, 5488,	\$136.75

International/CasellH®



**Industrial: Engines & Related Parts**

**Blocks & Components: Crankshafts & Related**

**Order No: WN-1823848C91**  
6388, 6588, 6788  
Features: .010" Oversized; 1.230" Narrow Width

**Order No: WN-1823849C91**



Description	Retail
Main Bearing Set	\$136.75
Applications: TD12, TD15C, Hydro 100, Hydro 186, 540, 815, 915, 966, 986, 1066, 1086, 1440, 1460, 1466, 1470, 1480, 1486, 1566, 1586, 1640, 1822, 3388, 3488, 3588, 3688, 3788, 4166, 4186, 4366, 4386, 5088, 5288, 5488, 6388, 6588, 6788	
Features: .020" Oversized; 1.230" Narrow Width	

**Order No: WN-1823850C91**

Description	Retail
Main Bearing Set	\$156.75
Applications: TD12, TD15C, Hydro 100, Hydro 186, 540, 815, 915, 966, 986, 1066, 1086, 1440, 1460, 1466, 1470, 1480, 1486, 1566, 1586, 1640, 1822, 3388, 3488, 3588, 3688, 3788, 4166, 4186, 4366, 4386, 5088, 5288, 5488, 6388, 6588, 6788	
Features: .030" Oversized; 1.230" Narrow Width	

**Order No: WN-3136237R1**

Description	Retail
Crankshaft, Balancer, Gear	\$184.00
Applications: 485, 574, 584, 585, 595, 674, 684, 685, 695, 784, 785, 884, 2400, 2500, 3400, 3500, 3600, 250A, 260A, TD7, TD8, TD9	
Features: 80 Teeth, For D206, D239, and D246 Engines	

**Order No: WN-3228401R91**

Description	Retail
Crankshaft Seal, Front	\$21.53
Applications: 238, 3210, 353, 383, 385, 395, 423, 440, 454, 464, 474, 484, 495, 523, 540, 544, 574, 584, 585, 644, 664, 674, 684, 685, 695, 706, 724, 742, 744, 745, 745S, 756, 784, 785, 786, 795, 824, 826, 844, 845, 884, 885, 886, 895, 946, 955, 956, 995, 1046, 1055, 1056, 1246, 1255, 1455, 2544, 3088, 3210	
Features: 3220, 3230, 3288, 4240, 2544, 2706, 2756, 2826, 3088 (W/D358 ENGINE, S/N -121247, 3288 (W/ D358 ENGINE, S/N -111090), 886 (W/ D358 ENGINE, CHASSIS S/N 14472-) D155, D179, D206, D239, D246, D248, D310, D358 Engines	

**Order No: WN-326705R1**

Description	Retail
Crankshaft, Gear	\$157.97
Applications: 806, 856, 1026, 1206, 1256, 1456, 21026, 2806, 2856, 21206, 21256, 21456,	
Features: 29 Teeth, 2" ID, DT361 Eng, DT407 Eng.	

**Order No: WN-331124**

Description	Retail
Crankshaft, Seal Kit, Rear	\$68.25
Applications: 1660, 7110, 7120, 7130, 9110, 9120, 721, 821	
Features: Includes Oversized Seal & Sleeve, For Dry Housing 1660 S/N JJC0038346	

**Order No: WN-3353978**

Description	Retail
Seal, Crankshaft, Rear	\$35.42
Applications: 480E, 480ELL, 480F, 480FLL, 550, 550E, 580K, 580SE, 580SK, 584E, 585E, 586E, 660, 760, 1840, 1845C, 6000, 6500, 8820, 8830,	

1896, 5140, 5240, 5120, 5220, 5250, 7120, 7130, 7140, 7150, 7210, 7220, 9110, 9130, 9210, 9230, 9240, 9310, 9330, 1670, 1680, 1688, 2188, 90XT, 95XT  
Features: 90XT S/N -JAF0245224, 95XT S/N -JAF0237963, 1640 S/N JJC0034705-, 1644 S/N 44937696-, 1822 S/N JJC0012691-, 1666 Engine S/N 44706126-, 1670 Engine S/N -44706125, 1680 Engine S/N -44706125, 2166 S/N -JJC0180000

**Order No: WN-3903827**

Description	Retail
Crankshaft	\$733.00
Applications: 5120, 5220, 580K, 580L, 580SE	
Features: Std. Main & Rod Journals, 3.9 Liter 4 Cylinder	

**Order No: WN-3945917**

Description	Retail
Main Bearing Set	\$80.00
Applications: TD15E, W36, 721, 721B, 821, 821B, 821C, 1150E, 1155E, 1550, 1660, 1666, 1670, 1680, 1688, 1844, 2044, 2055, 2155, 2166, 2188, 2366, 2377, 2388, 2555, 7110, 7120, 7130, 7140, 7150, 7210, 7220, 7230, 7240, 7250, 8910, 8920, 8930, 8940, 8950, 9110, 9130, 9210, 9230, 9240, 9310, 9330	
Features: STD; For Cummins Engines Only Journal Diameter 3.8568"-3.8588"; Additional Applications: MX180, MX200, MX210, MX215, MX220, MX230, MX240, MX245, MX255, MX270, MX275, MX285, MX305, STX275, STX280, STX325, STX330, CPX420, CPX610, CPX620, 9040, 9040B, 9045B	

**Order No: WN-3945918**

Description	Retail
Main Bearing Set	\$80.00
Applications: TD15E, W36, 721, 721B, 821, 821B, 821C, 1150E, 1155E, 1550, 1660, 1666, 1670, 1680, 1688, 1844, 2044, 2055, 2155, 2166, 2188, 2366, 2377, 2388, 2555, 7110, 7120, 7130, 7140, 7150, 7210, 7220, 7230, 7240, 7250, 8910, 8920, 8930, 8940, 8950, 9110, 9130, 9210, 9230, 9240, 9310, 9330	
Features: .25mm Oversized; For Cummins Engines Only Journal Diameter 3.8568"-3.8588"; Additional Applications: MX180, MX200, MX210, MX215, MX220, MX230, MX240, MX245, MX255, MX270, MX275, MX285, MX305, STX275, STX280, STX325, STX330, CPX420, CPX610, CPX620, 9040, 9040B, 9045B	

**Order No: WN-3945919**

Description	Retail
Main Bearing Set	\$80.00
Applications: TD15E, W36, 721, 721B, 821, 821B, 821C, 1150E, 1155E, 1550, 1660, 1666, 1670, 1680, 1688, 1844, 2044, 2055, 2155, 2166, 2188, 2366, 2377, 2388, 2555, 7110, 7120, 7130, 7140, 7150, 7210, 7220, 7230, 7240, 7250, 8910, 8920, 8930, 8940, 8950, 9110, 9130, 9210, 9230, 9240, 9310, 9330	
Features: .50mm Oversized; For Cummins Engines Only Journal Diameter 3.8568"-3.8588"; Additional Applications: MX180, MX200, MX210, MX215, MX220, MX230, MX240, MX245, MX255, MX270, MX275, MX285, MX305, STX275, STX280, STX325, STX330, CPX420, CPX610, CPX620, 9040, 9040B, 9045B	

**Order No: WN-3945920**

Description	Retail
Main Bearing Set	\$80.00
Applications: TD15E, W36, 721, 721B, 821, 821B, 821C, 1150E, 1155E, 1550, 1660, 1666, 1670, 1680, 1688, 1844, 2044, 2055, 2155,	

International/CasellH®

**Industrial: Engines & Related Parts**

**Blocks & Components: Crankshafts & Related**

**Order No: WN-3945920**

2166, 2188, 2366, 2377, 2388, 2555, 7110, 7120, 7130, 7140, 7150, 7210, 7220, 7230, 7240, 7250, 8910, 8920, 8930, 8940, 8950, 9110, 9130, 9210, 9230, 9240, 9310, 9330  
 Features: .75mm Oversized; For Cummins Engines Only Journal Diameter 3.8568"-3.8588"; Additional Applications: MX180, MX200, MX210, MX215, MX220, MX230, MX240, MX245, MX255, MX270, MX275, MX285, MX305, STX275, STX280, STX325, STX330, CPX420, CPX610, CPX620, 9040, 9040B, 9045B

**Order No: WN-690437C95**



Description	Retail
Front Crankshaft Seal Applications: TD15C, 540, 915, 1066, 1086, 1440, 1460, 1466, 1470, 1480, 1486, 1566, 1586, 1640, 1660, 1680, 1822, 1844, 3388, 3488, 3588, 3688, 3788, 4166, 4186, 4366, 4386, 5088, 5288, 5488, 6388, 6588, 6788, 7288, 7488 Features: Seal with Sleeve Additional Applications: TD12, H60E, Hydro 70, Hydro 86, Hydro 100, Hydro 186, 515, 666, 686, 766, 815, 886, 966, 986	\$15.00

**Order No: WN-701036C93**



Description	Retail
Crankshaft, Damper Pulley Applications: 806, 856, 1026, 1206, 1256, 1456, 2806, 2856, 21026, 21206, 21256, 21456 Features: D/DT361, D/DT407 Engines	\$295.00

**Order No: WN-A62050**



Description	Retail
Rear Crankshaft Seal Applications: Super 400, 700B, 730, 740, 800B, 1060, 1160, 1010, W7, 750, 850, 830, 1150C, 1070, 1090, 1200, 1170, 1175, 1270, W24, W26B, W36, 128D, 1450, 224B, 880C, 980B, 1370, 1470, 1570, 2090, 2290, 2294, 2390, 2470, 2590, 2670, 4490, 4690, P336, TB336, T336, W14, 780, 780CK, 800, 880, 880B, 300C, 400C, 600, 825, 870 All Engine S/N 8106131-, 750 S/N -7070351, 850 S/N -7073469, 2670 Engine S/N 2539000-, (P336, TB336, T336, W14, 780, 780CK, 800, 880, 880B, 300C, 400C, 600, 825, 870 All Engine S/N 2539000-), 1150 S/N 7110300; Additional Models: 400C, 600, 825, 870, 930, W10E, W18, W20, W8, W8E, W9E, 1150, W9, 970, W10, 1030, 1200	\$32.24

**Order No: WN-A62572**

Description	Retail
Crankshaft, Thrust Washer, Set Applications: Super 400, 700B, 730, 740, 800B, 830, 930, 970, 1000, 1010, 1030, 1060, 1160, 1170, 1175, 1200, 1270, W7, W8, W8E, W9, W9E, W10, W10E, W18, W20 Features: Oversized, 0.156", Diesel	\$38.50

**Order No: WN-J918776**

Description	Retail
Crankshaft Gear Applications: 1660, 1666, 1670, 1680, 1844, 2044, 2166, 2188, 2366, 2377, 2388, 7110, 7120, 7130, 7140, 7150, 7210, 7220, 7230, 7240, 7250, 8710, 8910, 8920, 8930, 8940, 8950, 9110, 9130, 9230, 9240, 9210, 9310, 9330, MX180, MX200, MX210, MX215, MX220, MX240, MX255, MX245, MX270, MX275, MX305 Features: Additional Models CPX610, CPX620, W36, 721, 721B, 821, 821B, MX285, STX280, STX285, STX275, STX275	\$120.00

STX230, STX275, STX325,

**Order No: WN-J925570**



Description	Retail
Crankshaft Dampner Applications: MX215, MX245, MX255, MX275, MX305, MX335, MX180, MX200, MX210, MX215, MX220, MX230, MX240, MX245, MX255, MX270, MX275, MX285, MX305, Magnum 215, Magnum 245, Magnum 255, Magnum 275, Magnum 305, Magnum 335, 2366, 2377, 2388, 2577, 2588, 420, SPX4410, 4420 Features: 8 7/8" OD, 7 3/4" Pulley OD 2366 ASN JJC0255700, 2388 ASN JJC0273000	\$95.00

**Order No: WN-MB414-10**

Description	Retail
Bearing, Main, Set Applications: 915, 1460, 1480, 1660, 1680, 1844, E200, H56C, 1066, 1086, 1466, 1470, 1486, 1566, 3388, 3588, 4166, 4186, 4366, 4386, 5088 Features: .010" Oversized, Diesel 4386 Engine S/N -74999	\$133.13

**Order No: WN-MS596P**

Description	Retail
Main Bearing Set Applications: 350, 351, 441, 430, 403CK, 440, 445, 470, 480B, 480CK, 500B, 510B, 511B, 530, 530CK, 540, 541, 545, 570, 580B, 600B, 610B, 1737, 1737S, 1835, 1835B, 1845, 1845B, 1845S, W3, W5 Features: Standard	\$137.00

**Order No: WN-RP-375769R91**

Description	Retail
Bearing, Main, Set Applications: 404, 424, 444, 504, 2404, 2424, 2444, 2504, 500, T340 Features: STD, C135, C146, C153 Gas 404 ES/N 100501-, 2404 ES/N 100501-, T340 ES/N 100501-	\$111.00

**Order No: WN-RP-376676SET**

Description	Retail
Bearing, Main, Set Applications: 340, 504, 2504, 3514, H25B, TD340 Features: D166 & D188 Diesel, .010 Oversized	\$90.50

**Blocks & Components: Cylinder Kits & Components**

**Order No: WN-131193**

Description	Retail
Piston, Ring Set Applications: 4391, 1840, 1845C, 600 Features: 3.6L Cummins Diesel	\$28.75

**Order No: WN-1817646C92**



Description	Retail
Cylinder Kit Applications: TD15C, 540, 1470, 1480, 1660, 1680, 1844, 3588, 3788, 4366, 4386, 5288, 5488, 6588, 6788, 7288, 7488 Features: Wide Gap Rings; Piston # 1817520C2; Valve Cover Breather	\$181.25

**Order No: WN-3144977R91**

Description	Retail
Piston Ring, Set Applications: 4230, 844, 844S, 845, 884, 885, 895, 510, 270A Features: 1 Cylinder	\$43.50

**Order No: WN-3802400**

Description	Retail
Cylinder Kit Applications: TD15E, 721, 821, 1150E, 1155E,	\$169.00

**Industrial: Engines & Related Parts**

**Blocks & Components: Cylinder Kits & Components**

**Order No: WN-3802400**  
 1550, 1660, 7110, 7120, 7130, 9110, 9210  
 Features: Piston Marked 3163, 8749, 9564, 9928; 5.235" Liner Flange Piston Marked 3163, 8749, 9564, 9928; 4.488" Bore; 5.235" Liner Flange Diameter; For Cummins Engines Only

**Order No: WN-3802401**

Description	Retail
Cylinder Kit Applications: W36, 1670, 1680, 1844, 2044, 7140, 7150, 9130, 9230, 9240 Features: Piston Marked 3164, 4368, 9565, 9930; 5.235" Liner Flange Piston Marked 3164, 4368, 8750, 9565, 9930; 4.488" Bore; 5.235" Liner Flange Diameter; For Cummins Engines Only	\$169.00

**Order No: WN-3802403**

Description	Retail
Cylinder Kit Applications: 721, 721B, 821, 821B, 1150E, 1155E, 1660, 1666, 2166, 7110, 7120, 7130, 7210, 7220, 7230, 9040, 9040B, 9210, 9310 Features: Piston Marked 3163, 8749, 9564, 9928; 5.155" Liner Flange Piston Marked 3163, 8749, 9564, 9928; 4.488" Bore; Non-Emission Certified; 5.155" Liner Flange Diameter; For Cummins Engines Only	\$169.00

**Order No: WN-934116**

Description	Retail
Overhaul Kit, 4 Cylinder, Diesel, In Frame Applications: 4390 Power Unit Features: Cummins, 4B3.9L Non-Emission, 4-390 CDC Non-Emission	\$602.00

**Order No: WN-K3802060**

Description	Retail
Piston, Cylinder Kit Applications: 5130, 5230, 6000, 6500, 8820, 8830, 450C, 455C, 550, 550E, 850D, 850E, 855D, 855E, 660, 760, 480E, 480F, 580K, 680K, 680L Features: Standard, 5.9 Cummins Engine	\$56.50

**Order No: WN-RP1174**

Description	Retail
Cylinder Kit Applications: MX180, MX200, MX220, 721B, 821B, 2155, 2166, 2188, 2366, 2388, 2555, 7220, 7230, 7240, 7250, 8910, 8920, 8930, 8940, 8950, 9310, 9330, 9040B, 9045B Features: Piston Marked 9161; Thru Dec. 1997; Long Liner 9.330" Piston Marked 9161; 4.488" Bore; Emission Certified; Thru Dec. 1997; 5.155" Liner Flange Diameter; Long Liner 9.330"; For Cummins Engines Only	\$169.00

**Order No: WN-RP1175**

Description	Retail
Cylinder Kit Applications: MX180, MX200, MX220, CPX420, 721B, 721C, 821B, 821C, 2366, 2388, 2555, 7220, 7230, 7240, 7250, 8910, 8920, 8930, 8940, 8950 Features: Piston Marked 9161; After Dec. 1997; Short Liner 9.210" Piston Marked 9161; 4.488" Bore; After Dec. 1997; 5.155" Liner Flange Diameter; Short Liner 9.210"; For Cummins Engines Only	\$169.00

**Order No: WN-RP-1802581C96**

Description	Retail
Piston, Cylinder Kit	\$177.00


Applications: H80B, TD15C, 1480, 3488, 3588, 3788, 5288, 5488, 6588, 6788, 7288, 7388, 7488  
 Features: DT466 Diesel ES/N 76440-532980, w/ Wide Gap Rings

**Order No: WN-RP-3114778R91**

Description	Retail
Piston, Ring Set Applications: B414, B434, 364, 384, 424, 444, 2424, 2444, 3414, 3444, 500 Features: 3-1/2" Bore, For One Piston, BD154 Diesel, Chrome	\$18.00

**Blocks & Components: Gaskets**

**Order No: WN-1817254C96**

Description	Retail
 Head Gasket Set Applications: Hydro 100, Hydro 186, 815, 915, 966, 986, 1066, 1086, 1440, 1460, 1466, 1470, 1486, 1480, 1566, 1586, 1640, 1660, 1680, 3388, 3488, 3588, 3688, 3788, 4166, 4186, 4366, 4386, 5088, 5288, 5488, 6388, 6588, 6788, 7288, 7488	\$82.00

**Order No: WN-3800558**

Description	Retail
Conversion Gasket Set Applications: TD15E, 721, 721B, 821, 821B, 1150E, 1155E, 1550, 1660, 1666, 1670, 1680, 1688, 1844, 2044, 2055, 2155, 2166, 2188, 2366, 2388, 2555, 7110, 7120, 7130, 7140, 7150, 7210, 7220, 7230, 7240, 7250, 8910, 8920, 8930, 8940, 8950, 9110, 9130, 9210, 9230, 9240, 9310, 9330, 9040, 9040B, 9045B Features: With Crankshaft Seals; For Cummins Engines Only Additional Applications: W36, MX180, MX200, MX220	\$146.75

**Order No: WN-3938160**

Description	Retail
Oil Pan Gasket Applications: TD15E, 721, 721B, 721C, 821, 821B, 821C, 1150E, 1155E, 1550, 1660, 1666, 1670, 1680, 1688, 1844, 2044, 2055, 2155, 2166, 2188, 2366, 2377, 2388, 2555, 7110, 7120, 7130, 7140, 7150, 7210, 7220, 7230, 7240, 7250, 8910, 8920, 8930, 8940, 8950, 9110, 9130, 9210, 9230, 9240, 9310, 9330 Features: For Cummins Engines Only Additional Applications: W36, MX180, MX200, MX210, MX220, MX230, CPX420, 9040, 9040B, 9045B	\$13.00

**Order No: WN-4025271**

Description	Retail
Head Gasket Set Applications: TD15E, 721, 721B, 721C, 821, 821B, 821C, 1150E, 1155E, 1550, 1660, 1666, 1670, 1680, 1688, 1844, 2044, 2055, 2155, 2166, 2188, 2366, 2377, 2388, 2555, 7110, 7120, 7130, 7140, 7150, 7210, 7220, 7230, 7240, 7250, 8910, 8920, 8930, 8940, 8950, 9110, 9130, 9210, 9230, 9240, 9310, 9330 Features: For Cummins Engines Only Additional Applications: W36, MX180, MX200, MX210, MX220, MX230, CPX420, 9040, 9040B, 9045B	\$120.00

**Order No: WN-671827C4**

Description	Retail
Oil Pan Gasket Applications: TD12, TD15C, HYDRO 100, HYDRO 186, 540, 815, 915, 966, 986, 1066, 1086, 1440, 1460, 1466, 1470, 1480, 1486, 1566, 1586, 1640, 1660, 1680, 1822, 1844, 3388, 3488, 3588, 3688, 3788, 4166, 4186, 4366, 4386, 5088, 5288, 5488, 6388, 6588, 6788, 7288, 7488 Features: D/DT414, D/DT436, DT466	\$17.00

International/CasellH®


**Industrial: Engines & Related Parts**

**Blocks & Components: Gaskets**

Order No: WN-674399C97

Description	Retail
Conversion Gasket Set Applications: TD15C, 540, 815, 915, 966, 986, 1066, 1086, 1440, 1460, 1466, 1470, 1480, 1486, 1566, 1586, 1640, 1660, 1680, 1822, 1844, 3388, 3488, 3588, 3688, 3788, 4166, 4186, 4366, 4386, 5088, 5288, 5488, 6388, 6588, 6788, 7288, 7488 Features: Less Crankshaft Seals Additional Applications: TD12, Hydro 100, Hydro 186	\$89.75

Order No: WN-A189554

Description	Retail
 Gasket, Cylinder Head Applications: 530 Features: Gasoline	\$218.00


Order No: WN-OGS451

Description	Retail
Engine Overhaul Gasket Set Applications: 1070, 1090, 1150B, 1150C, 1170, 1175, 1200, 1270 Features: W/ Seals	\$289.00

Order No: WN-RP321256


Description	Retail
Overhaul Gasket Kit Applications: 530, 530CK, 540, 541, 545, 570, 580B, 580CK, 1845, 1845B, 1845S Features: W/ Crankshaft Seals	\$271.00

Order No: WN-RP887


Description	Retail
 Oil Pan Gasket Set Applications: TD12, TD15C, HYDRO 100, HYDRO 186, 540, 815, 915, 966, 986, 1066, 1086, 1440, 1460, 1466, 1470, 1480, 1486, 1566, 1586, 1640, 1660, 1680, 1822, 1844, 3388, 3488, 3588, 3688, 3788, 4166, 4186, 4366, 4386, 5088, 5288, 5488, 6388, 6588, 6788, 7288, 7488 Features: D/DT414, D/DT436, D/DT466 Includes 1802867C2 (qty. 1), 671821C2 (qty. 2), 671827C4 (qty. 1), 671825C4 (qty. 1)	\$29.50

**Blocks & Components: Manifolds**


Order No: WN-370643R2

Description	Retail
 Manifold, Exhaust Pipe Applications: 454, 460, 464, 544, 560, 574, 606, 656, 660, 674, 706, 2544, 2656 Features: 2"x 17-3/4" Long, Gas, LP, Diesel 660 w/D282 Diesel, 674, 706 w/D282 Diesel	\$33.50

Order No: WN-406046R1

Description	Retail
 Intake and Exhaust Manifold Applications: 2400A, 2400B, 2405B, 2410B, 2412B, 2500A, 2500B, 2505B, 2510B, 2514B, 3400A, 3500A, 454, 464, 574, 674, C157, C175, C200 Features: Offset Vertical Exhaust C175 or C200 Gas Eng	\$129.00

Order No: WN-J931745

Description	Retail
 Exhaust, Manifold Applications: MX100, MX110, MX120, MX135, MX150, MX170, 8880, 8880HP, 9030B Features: 5.9L Engine, 6B5.9	\$203.00

Order No: WN-K3929537


Description	Retail
Manifold Bolt Applications: 2366, 2388, 721B, 721C, 821B, 821C Features: For use with K3906741 Manifold	\$7.00

Order No: WN-K3932063


Description	Retail
Manifold Gasket Applications: 2366, 2388, 721B, 721C, 821B, 821C Features: For Use with K3906741 Manifold	\$4.00

**Blocks & Components: Turbos**

Order No: WN-A184785

Description	Retail
 Turbo Charger Applications: 1460, 1470, 1480, 915, 1066, 1086, 1466, 1486, 1566, 1586, 3388, 4100, 4156, 4166, 4186, 4386, 5088, 5288, 5488, 6388 Features: 915 S/N 8001-	\$395.00

Order No: WN-J802290

Description	Retail
 Turbo Charger Applications: 450C, 455C, W11B, 550, 550E, 550G, 570LXT, 580K, 580L, 580SE, 580SK, 580SL, 590, 590SL, 650G, 688, 688C, 860, 9010, 9010B, 9020, 9020B, 90XT, 95XT, 5120, 5220 Features: Includes Mounting Gaskets 90XT S/N -JAF0245223, 95XT S/N -JAF0237962,	\$525.00

**Cylinder Heads: Gaskets**

Order No: WN-331164

Description	Retail
Gasket, Cylinder Head, Set Applications: 5120, 5220, 570LXT, 580K, 580L, 580SE, 580SK, 580SL, 590, 590SL, 90XT, 95XT Features: Diesel, 3.9T Cummins 590 Turbo CK, 90XT S/N -JAF0245224, 95XT S/N -JAF0237963	\$122.00

Order No: WN-331165

Description	Retail
Gasket, Cylinder Head Applications: 60, 480E, 480E LL, 480F, 480F LL, 580SE, 580K, 580SK, 1840, 1845C, 4390 Features: Diesel, 3.9T Cummins	\$41.25


Order No: WN-703883R8

Description	Retail
Gasket, Cylinder Head Applications: B275, B276, B414, 354, 434, 2300, 3414, 3444	\$36.25

Order No: WN-A36877

Description	Retail
Head Gasket Applications: 580 Features: 188 Diesel Without Fire Rings	\$45.75

Order No: WN-HGS414

Description	Retail
 Gasket, Head Set Applications: 815, 915, 1460, 1480, 1660, 1680, 1844, 966, 1066, 1086, 1466, 1486, 1566, 1586, 3388, 3588, 3788, 4166, 4186, 4366, 4386, 5088, 5288, 5488 Features: For 414, 436 & 466 Series Engines Additional Applications: 6388, 6588, 6788; CIH Tractors 6388, 6588, 6788; CIH Picker 1844; CIH Construction E200, H56C; CIH Power Unit UD7-414, UD414	\$115.58

**Cylinder Heads: Valves & Related**

**Industrial: Engines & Related Parts**

**Cylinder Heads: Valves & Related**

Order No: WN-431143

Description	Retail
Cylinder Head, Valve, Exhaust Applications: 4390, 4390T, 4391, 4391T, 4391TA, 6590, 6590TA, 6591T, 6591TA Features: 5.9 Cummins, Power Units	\$11.75

**Flywheels & Ring Gears: Flywheels**

Order No: WN-405860R11

Description	Retail
Flywheel Applications: 454, 464, 2400A, 2400B, 2405B, 2410B, 2412B, 3400A, 3500A Features: W/ Ring Gear, 405866R1 & 396421R1 for 3500A Application (454, 464, 2400A, 2400B, 2405B, 2410B, 2412B, 3400A All With C-175 Engine), 3500A With C-200 Egnine S/N 28344-	\$750.94


**Flywheels & Ring Gears: Ring Gears**

Order No: WN-396421R1

Description	Retail
Ring Gear, Flywheel Applications: 2504, 2544, 3500A, 3514, 8000, Hydro 70, Hydro 86, 504, 544, 656, 666, 686 Features: 12.326" ID, 13.456" OD, 133 Teeth	\$61.03

**Ignition: Distributor & Related**


Order No: WN-1400-5047

Description	Retail
 Distributor Cap Applications: 480B, 480CK, 570, 580B, 580CK, 680CK, 730, 770, 830, 870, 2400A, 2400B, 2405B, 2410B, 2412B, 2544, 3400A, 3514, 454, 464, 544, 574, 674, Cub Lo Boy 154, Cub Lo Boy 184, Cub Lo Boy 185 Features: W/Prestolite Distributor	\$21.00

**Order No: WN-21A1R**


Description	Retail
Distributor Ignition Kit Applications: 300, 320, 400, 420B, 580B	\$9.82

**Order No: WN-21A552**

Description	Retail
 Ignition Coil Applications: A, AV, B, BN, C, CUB, CUB LO-BOY, H, HV, M, SUPER A, SUPER AV, SUPER AV1, SUPER C, SUPER H, SUPER HV, SUPER M, SUPER MTA, 200, 230, 240, 300, 330, 340, 350, 400, 404, 424, 450, 454, 460, 464, 504, 544, 560, 574, 606, 660, 674, 706, 806, 2400A, 2400B, 2404, 2405B, 2410B, 2424, 2504, 2606 Features: 6 Volt W/O External Resistor Or 12 Volt W/External Resistor 2706, 2806, 4500B, CUB S/N 501-224400, CUB LO-BOY S/N 501-18700	\$19.97

**Ignition: Sparkplugs/Glowplugs**

Order No: WN-ABC170

Description	Retail
 Spark Plug Applications: 560, 606, 656, 660, 666, 686, 706, 756, 766, 806, 826, 856, 3616, HYDRO 70, HYDRO 86, T4, T5, T340, 500, 600 Features: 18mm Thread Diameter, Plug Gap .025	\$6.00

**Lubrication System: Gaskets**


Order No: WN-331172

Description	Retail
Gasket, Oil Pan, Set Applications: 5120, 5220, 5701, 5701, 580K, 580L	\$16.50

580SE, 580SK, 580SL, 590, 590SL, 90XT, 95XT  
Features: Diesel, 3.9T Cummins 590 Turbo CK , 90XT S/N -JAF0245224, 95XT S/N -JAF0237963


**Lubrication System: Oil**

Order No: WN-J948071

Description	Retail
 Oil Pump Applications: 7110, 7120, 7130, 7140, 7150, 7210, 7220, 7230, 7240, 7250, 8910, 8920, 8930, 8940, 8950, 9110, 9130, 9210, 9230, 9240, 9310, 9330, 1660, 1666, 1670, 1688, 2166, 2188, 2366, 2388, CPX420, 1822, 1844, 2022, 2044, 2055, 2155, 2555, 420, W36, 1150E, 1155E, 1187C, 1550, 721, 721B, 721C, 821 Features: ONLY use if J918532 installed Additional Models: Industrial: 821B, 821C, 9040, 9040B, 9045B; 7100 Magnums w/ eng. S/N -4448730	\$98.00

**Lubrication System: Oil Pan & Related**

Order No: WN-3129031R91


Description	Retail
 Engine, Oil, Pressure Switch Applications: CUB 154, CUB 184, CUB 185, HYDRO 70, HYDRO 84, HYDRO 86, 1026, 1030, 1066, 1085, 1206, 1256, 1456, 1466, 1468, 1486, 1566, 1568, 1586, 248, 258, 268, 278, 3088, 3288, 3388, 3588, 3688, 3788, 385, 404, 4100, 4156, 4166, 4186, 424, 430, 4386, 454, 4586, 464, 470, 474, 4786, 484, 485, 504 Features: Additional Models: 530, 544, 570, 574, 584, 585, 606, 6388, 656, 6588, 664, 666, 674, 6788, 6844, 685, 686, 706, 730, 756, 766, 784, 785, 786, 806, 826, 830, 856, 884, 885, 886, 930, 966, 986, 1420, 1440, 1460, 1470, 1480, 1620, 1640, 1660, 1670, 1680, 1400, 782, W14, W14FL, W7, 21026.21206, 21256, 21456, 2400A, 2404, 2424, 2504, 2544, 2606, 2656, 2706, 2756, 2806, 2826, 2856, 480B, 480CK, 500, 580, 580B, 680CK, 780	\$13.49

**Lubrication System: Oil Pumps**

Order No: WN-379138R1


Description	Retail
Pump, Oil Applications: 560, 606, 656, 660, 706, 2656, 2706, 3514, 3614 Features: With Screen, Use in C221, C263, D282 or C291 Engines	\$301.00

Order No: WN-3937027

Description	Retail
 Oil Pump Applications: 1840, 1845C, 450C, 455C, 480E, 480F, 550, 550E, 580E, 580K, 580L, 580SE, 580SK, 580SL, 5120, 5220 Features: 3.9L Engine	\$121.00

**Lubrication System: Repair Kits**

Order No: WN-IHS3295

Description	Retail
 Filter, Engine Oil Adapter Kit Applications: 815, 915, 1026, 1206, 1256, 1456, 21026, 21206, 21256, 21456, 2806, 2856, 806, 856, TD15B, H60B, H65C, E200, E211, L175, T500A, S11, S11A, S7, S7C, S8, S8B Features: Includes, 2 of each, Adapter Base, Studs, O-Rings, Filters	\$206.00

**Mufflers & Components: Mufflers**

Order No: WN-5172649


**Industrial: Engines & Related Parts**

**Mufflers & Components: Mufflers**

Order No: WN-5172649

Description	Retail
 Muffler Applications: 90, 95, JX1060C, JX1070N, JX55, JX60, JX65, JX75, JX80, JX85 Features: Use WN-5172649	\$130.63

Order No: WN-A173180

Description	Retail
 Muffler Applications: 480E, 480ELL, 480F, 480FLL, 580SE, 584SE, 584E, 585E, 585G, 586E, 586G, 588G, 660, 760, 895 Features: Inlet 3", Outlet 3", Body Length 18", Overall Length 24"	\$109.72

**Industrial: Filters**


**Filters: Engine Air**

Order No: WN-AF846

Description	Retail
Air Filter Applications: 2756, 2856, 756, 826, 856 Features: Primary 826, 856 both Engine C-301	\$46.35

**Filters: Engine Oil**


Order No: WN-3136046R93

Description	Retail
 Filter, Engine Oil Applications: 1620, 248, 258, 238, 385, 395, 454, 474, 484, 485, 495, 574, 584, 585, 595, 674, 684, 685, 695, 784, 785, 795, 3210, 3220, 3230, 4210, 4220	\$8.09

**Industrial: Fuel System**


**Carburetors & Parts: Carburetor Parts**

Order No: WN-70219985

Description	Retail
 Carburetor, Float Applications: 100, 130, 140, 200, 230, 240, 330, 340, 404, 424, 444, 504, A, B, C, SUPER A, SUPER C, T5, T340, U2 Features: For Marvel-Schebler Small Bowl Carburetors	\$10.00

**Carburetors & Parts: Carburetor Repair Kits**

Order No: WN-ABC1346


Description	Retail
 Carburetor, Kit Applications: 100, 130, 140, 154, 184, 185, 200, 230, 240, 330, 340, 404, 424, CUB, CUB Lo-Boy, A, AV, SUPER A, SUPER AV, SUPER AV1, B, BN, C, SUPER C, 500 Features: To Repair Zenith 61, 68, and 161 Series Carburetors	\$36.00

Order No: WN-ZCK05

Description	Retail
Carburetor Kit Applications: 300, 400, 500, 504, 544, 600, 656, 666, 580CK Features: Basic, Zenith, Gaskets And Float Valve Only	\$20.65


**Fuel Tank & Related: Fuel Pumps**

Order No: WN-3918000

Description	Retail
 Fuel Pump Applications: 150C, 455C, W11B, 550, 550E, 550G, 570LXT, 580K, 580L, 580SE, 580SK, 580SL, 590SL, 650G, 688, 860, 9010, 686G, 686GXR, 9010B, 9020, 9020B	\$60.00
Fuel Pump Applications: 5120, 5220, 5150, 5130, 5230,	\$60.00


1896, 5140, 5240, 5250, 2096, 1840, 1845C, 90XT, 95XT, 480E, 480ELL, 480F, 480FLL, 584E, 585E, 586E, 660, 760

Order No: WN-87319987

Description	Retail
 Fuel Pump Applications: 40XT, 60XT, 70XT, 75XT, 85XT, 90XT, 95XT, 1840, 1845C, MX100, MX110, MX120, MX135, MX150, MX170, 1896, 2096, 5130, 5140, 5230, 5240, 5250, 5120, 5220, 5230, 6000, 6500, 8820, 8830, 8840, 8860 Features: (1896, 2096, 5130, 5140, 5230, 5240, 5250, All w/ 6-590, 6T-590 or 6T-590 Eng)	\$26.00


**Fuel Tank & Related: Fuel Sending Units**

Order No: WN-377103R91


Description	Retail
 Fuel Sending Unit Applications: 2504, 2544, 2606, 2656, 504, 544, 606, 644, 656	\$61.38

**Fuel Tank & Related: Fuel Tanks & Parts**


Order No: WN-17C170

Description	Retail
 Fuel Tank, Sediment Bowl, Assembly Applications: 2500A Gas, VA, VAC, 430, 470, 500B, 530, 570, 574 Gas, 600B, 630, 674 Gas, 8820, 8825, 8825HP, 8830, 8840, 8850 Features: 3/8" Pipe Thread with Small Bowl	\$25.21

Order No: WN-60671DA


Description	Retail
 Insulating Mounting Pad Applications: 2404, 2424, 2444, 2504, 2544, 2606, 2656, 2706, 2756, 2826, 2856, Hydro 70, Hydro 86, M, MD, MDV, MV, Super H, Super HV, Super M, Super MD, Super MTA, 240, 300, 330, 340, 350, 400, 404, 424, 444, 450, 460, 504, 544, 560, 606, 656, 660, 664, 666, 686, 706, 756, 766, 826, 856, 766 Features: Radiator and Fuel Tank, 2 Pack, Priced Individually (2404, M, MD, MDV, MV, Super H, Super HV, Super M, Super MD, Super MTA, 300, 350, 404 all Gas), (2424, 2444, 2504, 2544, 2606, 2706, 2756, 2826, 400, 424, 444, 450, 504, 544, 606, 706, 756, 766, 826 all Gas and Diesel), (2656, 656, 966 all Diesel), (2856, 856 both Custom Diesel), (M, MD, MDV, MV, Super MD all S/N FBK24215-), 240 S/N 501-2293 and S/N 501-6137, 340 S/N 501-3449 and S/N 501-3024, (400, 450 both not used on Tractors with Liquefied Petro), (560, 660 both S/N 501-)	\$2.54





Order No: WN-614421R91


Description	Retail
 Fuel Assembly Strainer Applications: 21206, 21256, 21456, 2424, 2444, 2656, 2706, 2756, 2806, 2826, 2856, Hyrdo 100, 1026, 1066, 1206, 156, 1456, 1466, 1566, 1568, 424, 444, 656, 706, 756, 806, 826, 856 Features: 2424, 2444, 424, 444 All with Gas Engine	\$30.39

**Injection Pumps & Related: Injection Pumps**

Order No: WN-87420952

Description	Retail
 Fuel Pump Shut Off Applications: MX100, MX110, MX120, MX135, MX150, MX170, 1896, 2096, 5130, 5140, 5230, 5240, 5250, 5120, 5220, 1150H, 550G, 570LXT, 580L, 584E, 585E, 585G, 586E, 588G, 590 Super L, 590 Super M, 650G, 660, 686G, 1840, 1845C, 75XT, 85XT, 90XT, 95XT Features: Shut off Solenoid (1896, 2096, 5130, 5140, 5230, 5240, 5250, All w/ 6-590, 6T-590 or	\$81.00

<b>Industrial: Fuel System</b>	
<b>Injection Pumps &amp; Related: Injection Pumps</b>	
<b>Order No: WN-87420952</b>	
6TA-590 Eng), (5120, 5220, All w/ 4-390, 4T-390 or 4TA-390 Eng)	
<b>Order No: WN-A44710</b>	
<b>Description</b>	<b>Retail</b>
Injection Pump Drive Shaft Applications: 580D, 580SD, 1700, 1835, 1835B, 1845, 1845B, 1845S	\$252.00
<b>Miscellaneous: Choke</b>	
<b>Order No: WN-363709R95</b>	
<b>Description</b>	<b>Retail</b>
Carburetor, Cable, Choke Applications: 300, 350, 656 Gas, 666, 686, 706 Gas, 756 Gas, 826, HYDRO 70, HYDRO 86, 2706 Gas, 2756 Gas, 2826 Features: 64" Long	\$17.94
<b>Miscellaneous: Throttle</b>	
<b>Order No: WN-397931R2</b>	
<b>Description</b>	<b>Retail</b>
Throttle Knob Applications: 384, 454, 544, 656, 666, 674, 686, 759, 766, 826, 856, 966, 1026, 1066, 1256, 1456, 1466, 1468, 1566, 1568, 2400, 2500, 2544, 2656, 2756, 2826, 2856, 21026, 21256, 21456, Hydro 70, Hydro 86, Hydro 100 Features: Rubber	\$7.75
<b>Order No: WN-530332R1</b>	
 <b>Description</b>	<b>Retail</b>
Fuel, Shutoff Cable Applications: 2826, 826 Features: 67" Total Length, Diesel	\$31.10
<b>Industrial: Hydraulics / Remotes</b>	
<b>Hydraulics: Pump Assemblies</b>	
<b>Order No: WN-544708R92</b>	
<b>Description</b>	<b>Retail</b>
Hydraulic Pump Applications: 454, 574, 2400A, 2500A, 3400A, 3500A Features: 18 GPM	\$655.00
<b>Order No: WN-D53690</b>	
 <b>Description</b>	<b>Retail</b>
Pump Hydraulic Applications: 480C, 580C, 580CK, 580F Features: 13 Spline, 5.75" Center to Center	\$501.03
<b>Industrial: Operators Station / Cab</b>	
<b>Air Conditioning / Heating: Compressors</b>	
<b>Order No: WN-1977959C1</b>	
 <b>Description</b>	<b>Retail</b>
Air Conditioner, Compressor Applications: 1620, 1640, 1644, 1660, 1666, 1680, 1688, 1822, 1844, 2022, 2044, 2055, 5130, 5220, 5230, 5240, 7110, 7120, 7130, 7140, 7150, 7210, 7220, 7230 Features: With Clutch, Sanden Style, 6" Double Groove Pulley, R134	\$269.00
<b>Air Conditioning / Heating: Receiver/Driers</b>	
<b>Order No: WN-804-999</b>	
 <b>Description</b>	<b>Retail</b>
Air Conditioner, receiver Drier, R12/R134A Applications: 1620, 1640, 1644, 1660, 1666, 1670 Hillside, 1680, 1688, 2144, 2166, 2188, 2344, 2366, 2388, 2577, 2588, 5088, 6088, 7088 Features: 6" x 4" Diameter, 3/8" Male x 3/8" Female Fittings	\$35.00
<b>Cab / Open Station: Glass</b>	

<b>Order No: WN-338425A1</b>	
 <b>Description</b>	<b>Retail</b>
Glass, Cab, Rear Quarter Applications: 580M, 580M Series 2, 580SM, 580SM Series 2, 590SM, 590SM Series 2 Features: A=23.5", B=45", C=39.5", D=52.5". Right Hand	\$293.14
<b>Order No: WN-338428A1</b>	
<b>Description</b>	<b>Retail</b>
Glass, Door, Lower Applications: 580M, 580M SERIES 2, 580SM, 580SM PLUS SERIES 2, 580SM SERIES 2, 590SM, 590SM SERIES 2 Features: A=62-1/2", B=12-1/4", C=26", D=9-1/2", E=31-3/4", Right Hand	\$131.49
<b>Order No: WN-352208A1</b>	
<b>Description</b>	<b>Retail</b>
Glass, Rear, Upper Applications: 580M, 580M Series 2, 580SM, 580SM Plus Series 2, 580SM Series 2, 590SM, 590SM Series 2 Features: A=42.50", B=14", C=8", D=30.50", E=8", F=14"	\$227.69
<b>Order No: WN-352209A1</b>	
<b>Description</b>	<b>Retail</b>
Glass, Rear Applications: 580M, 580SM, 590SM Features: A=27", B/J=12-1/2", C/I=19", D/H=3-1/2", E/G=9", F=23" 580M SERIES 2, 580SM PLUS SERIES 2, 580SM SERIES 2, 590SM SERIES 2	\$317.31
<b>Order No: WN-352210A1</b>	
<b>Description</b>	<b>Retail</b>
Glass, Rear, Lower Applications: 580M, 580M Series 2, 580SM, 580SM Plus Series 2, 580SM Series 2, 590SM, 590SM Series 2 Features: A=24", B=8"C=3", D=17", E=13", F=28", G=13", H=17", I=3", J=8"	\$184.89
<b>Order No: WN-448609A1</b>	
<b>Description</b>	<b>Retail</b>
Glass, Front, Lower Applications: 580M, 580M SERIES 2, 580SM, 580SM PLUS SERIES 2, 580SM SERIES 2, 590SM, 590SM SERIES 2 Features: A=20-1/2", B=32-1/2", C=11", D=32", Right Hand	\$133.33
<b>Order No: WN-D129967</b>	
<b>Description</b>	<b>Retail</b>
Glass, Rear, Upper Applications: 570LXT, 580K, 580 Super K, 580L, 580 Super L, 590 Turbo, 590 Super L Features: 23" x 36-1/2"	\$114.51
<b>Order No: WN-D129969</b>	
<b>Description</b>	<b>Retail</b>
Glass, Rear, Lower Applications: 580K, 580 Super K, 580L, 580 Super L, 590 Turbo, 590 Super L Features: 18-1/2" x 36-1/2"	\$110.04
<b>Order No: WN-R52881</b>	
<b>Description</b>	<b>Retail</b>
Glass, Door, Rear, Left Hand Applications: 570LXT, 570MXT, 580K, 580L, 580SK, 580SL, 590 Turbo, 590SL Features: A=17", B=40", C=21"	\$109.16
<b>Console: Gauges</b>	
<b>Order No: WN-364396R91</b>	

International/CasellH®

**Industrial: Operators Station / Cab**

**Console: Gauges**


Order No: WN-364396R91

Description	Retail
Gauge, Tachometer, Cable Applications: 330, 340, 400, 450 Features: Length 66-3/8" 340 Grove with Battery Ignition, 400 Farmall, 450 Farmall	\$56.39


Order No: WN-378352R91

Description	Retail
Glow Plug Meter Gauge Applications: 340, 460, 504, 560, 606, 656, 660, 706, 2500, 2504, 2606, 2656, 2706, 3514, 3616, TD340, 101, 151, 181, 403, 453, 503, 615, 715	\$46.75

Order No: WN-388524R91


Description	Retail
 Cable, Tachometer Applications: 2424, 2444, 424, 444 Features: 37" Total Length, Diesel	\$38.83

Order No: WN-393328R93

Description	Retail
 Tachometer, Cable Applications: 666, 686, 766, 786, 806, 856, 886, 1026, 1206, 1256, 1456, 2806, 2856, 3088, 3288, 21206, HYDRO 70, HYDRO 86, 21256, 21456 Features: 82" Total Length	\$35.04

**Console: Steering Wheels**

Order No: WN-A65544

Description	Retail
 Steering Wheel Applications: 4690, 480, 480B, 480C, 480CK, 480D, 480LL, 4890, 580, 580B, 580C, 580CK, 580, 580D, 580F, 580G, 580H, 584, 584C, 584D, 585, 585C, 585D, 680, 680 Features: 15-1/4", 36 Spline, 13/16" Shaft 680, 680B, 680C, 680CK, 680E, 680G, 680H, [ 7110, 7120, 7130, 7140, 7150, 7210, 7220, 7230, 7240, 7250, 8910, 8920, 8930, 8940, 8950 ( Magnums with standard steering column and covered spoke steering wheel ) ], 770, 780, 780B, 870, 970;	\$91.75

**Seats: Arm Rests**

Order No: WN-400693R1-1

Description	Retail
 Seat, Cushion, Arm Rest, Repair Kit Applications: 656, 706, 756, 766, 806, 826, 856, 966, 1026, 1066, 1206, 1456, 1466, 1468, 1566, 1568, 2806, 21026, 21206, HYDRO70, HYDRO86, 2706, 2856 Features: Left Hand, Black, With Foam, For Hydraulic Seat	\$26.00

Order No: WN-400694R1-1

Description	Retail
 Seat, Cushion, Arm Rest, Repair Kit Applications: 656, 706, 756, 766, 806, 826, 856, 966, 1026, 1066, 1206, 1456, 1466, 1468, 1566, 1568, 2806, 21026, 21206, HYDRO 70, HYDRO 86, 2706, 2856 Features: Right Hand, Black, With Foam, For Hydraulic Seat	\$26.00

**Industrial: Rockshaft & Hitch**


**Drawbar: Drawbars**

Order No: WN-375986R1

Description	Retail
Swinging Drawbar Applications: 2504, 2544, 2606, 504, 544, 606 Features: 48.38" Long, 1.250" Thick, 2.250"	\$141.64


Width

Order No: WN-406467SPL

Description	Retail
 Drawbar, Rear, Straight Applications: 2400, 2500, 385, 395, 454, 464, 485, 495, 574, 585, 674, 684, 685, 885, 895 Features: 38" Long, 2.25" Wide, 1.375" Thick	\$135.00

**Hitch Arms & Cylinders: Center Links**

Order No: WN-704207R3


Description	Retail
 Top link Knuckle Swivel Applications: HYDRO 84, 2300A, 2400A, 2424, 2500A, 354, 364, 384, 424, 444, 454, 523, 574, 584, 585, 595, 654, 674, 684, 685, 695, 786, 824, 884, 885, 895 Features: 585 w/Bar Axle	\$10.00

**Hitch Arms & Cylinders: Lift Arms**


Order No: WN-223305

Description	Retail
Link, Lift Arm for 2 Point, Fast Hitch Applications: 300, 330, 340, 350, 400, 460, 560, 606, 660, 2606 Features: Consists of Handle, Duck Head, Screw, Housing, Left Hand 400 Farmall	\$167.21


Order No: WN-3069063R1

Description	Retail
 Pinion Gear Applications: B275, B276, B414, B434, H84, 3220, 3230, 384, 385, 395, 4210, 4230, 4240, 434, 444, 454, 464, 474, 484, 495, 574, 584, 585, 595, 595XL, 674, 380B, 2400A, 2424, 2444, 2500A	\$8.00


Order No: WN-527943R1

Description	Retail
 Lift Arm Crank Handle Applications: 2400A, 2500A, 384, 385, 395, 454, 464, 484, 485, 495, 574, 584, 585, 595, 674, 685, 695, 884, 885	\$15.00

Order No: WN-527948R91

Description	Retail
 Lift Yoke Left Hand Applications: HYDRO 84, 2500A, 574, 584, 585, 595, 595XL, 674, 684, 685, 685XL, 695, 695XL, 784, 884, 895, 895XL Features: 19.25" Long, 0.875" - 9 UNC Thread, LH 585 w/ Flange Axle	\$22.00

Order No: WN-69991C91

Description	Retail
 Bevel Gear with Screw Applications: 2400A, 248, 385, 395, 454, 464, 484, 485, 495 Features: 0.875" Diameter, 14.375" Long	\$20.00

**Hitch Arms & Cylinders: Pull Arms**

Order No: WN-398371R11

Description	Retail
Arm, Draft/Pull, Lower Applications: 706, 756, 766, 786, 806, 826, 856, 886, 966, 986, 1026, 3088, 3288, 3488, 3688, Hydro100, Hydro186, 2706, 2806, 2756 Features: Left Hand 706 Late, 2706 Late, 2806Late	\$66.36

Order No: WN-398372R11


Description	Retail
Lower Pull Arm Link Applications: 706, 756, 766, 786, 806, 826, 856, 886, 966, 986, 1026, 3088, 3288, 3488, 3688, Hydro 100, Hydro 186, 2706, 2806, 2756 Features: Right Hand 706Late, 2706Late,	\$66.06

International/CasellH®



**Industrial: Rockshaft & Hitch**  
**Hitch Arms & Cylinders: Pull Arms**  
**Order No: WN-398372R11**  
 2806Late

**Order No: WN-406685R1**

Description	Retail
 Lower Pull Arm Pin Applications: HYDRO 100, HYDRO 186, 1026, 1066, 1086, 1466, 1468, 1486, 3088, 3288, 3488, 3688, 544, 656, 706, 756, 766, 786, 826, 856, 886, 966, 986, 2544, 2656, 2706, 2756, 2826, 2856 Features: Front Pin	\$15.00


**Sway Blocks & Limiters: Sway Limiters**  
**Order No: WN-389362R1**

Description	Retail
Sway Limiter, Stabilizer, Control Arm Applications: 544, 656, 664, 666, 686, HYDRO 70, HYDRO 86, 2544, 2656	\$215.42


**Industrial: Transmission / Clutch / PTO / TA**  
**Clutch: Actuating**  
**Order No: WN-360501R2**

Description	Retail
Clutch Release Bearing Carrier Applications: 2504, 2544, 2606, 2656, 300, 330, 340, 350, 454, 460, 464, 484, 485, 504, 544, 574, 584, 606, 656, 664, 666, 674, 684, 686, 784, 884	\$62.01


**Clutch: Bearing & Bushings**  
**Order No: WN-361292R91**

Description	Retail
 Bearing, Throwout Applications: A, Super A, B, C, Super C, H, Super H, HV, W4, Super W4, 100, 130, 140, 200, 230, 240, 404, 2404 Features: 3.5625" O.D., 2.0625" I.D., 0.7969" Wide, Greaseable	\$31.17


**Order No: WN-365867R91**

Description	Retail
 Release Bearing Applications: 4366, 4386, 21206, 21256, 21456, 2706, 2756, 2806, 2826, 2856, W400, W450, 1066, 1086, 1206, 1256, 1456, 1466, 1468, 1486, 1566, 1568, 1586, 3088, 3288, 3388, 3588, 3688, 3688HC, 3788, 4100, 4156, 4166, 4186, 450, 560, 660, 706, 756, 766, 786, 806, 826, 856, 886, 930, 966, 986 Features: Greaseable, 2.5" inside, 4.125" outside, .83" width 930 (1/1965-12/1969)	\$35.31


**Order No: WN-500036150**

Description	Retail
 Bearing, Throwout Applications: 238B, 278, 385, 395, 424, 454, 464, 474, 475, 484, 485, 495, 504, 574, 584, 585, 595, 606, 674, 684, 685, 695, 784, 785, 884, 885, 895, 985, 995 Features: 2-3/8" ID	\$50.85


**Order No: WN-A28237**

Description	Retail
 Pilot Bearing Applications: 840, 1030, 1070, 1090, 1170, 1175, 400, 730, 770, 800, 830, 870, 930, 970 Features: 2 Contact Seals, O.D. 2.441", I.D. 1.378", Width .551" 400 Case S/N 8106131-	\$9.67


**Order No: WN-N1082**

Description	Retail
 Clutch Release Throw Out Bearing Applications: 440, 441, 480, 531, 540, 541, 640, 540, M, MD, Super M, Super W6, W6	\$24.75


**Clutch: Clutch Discs**  
**Order No: WN-104495C3**

Description	Retail
 Disc, Clutch Applications: 786, 806, 826, 856, 886, 966, 986, 3088, 3288, 815, 915, 2826, 2856 Features: 12", 11 Splines, 6 Pads, Spring Center, Rockford	\$144.31


**Order No: WN-375701R91**

Description	Retail
 Clutch Disc Applications: 2504, 2544, 2606, 2656, Super M, Super MTA, 300, 330, 340, 350, 400, 450, 460, 504, 544, 560, 606, 656, 660, 664, 666, 686 Features: 7" Solid, 14 Splines, 1.50" Spline Dia., Torque Amplifier Drive	\$114.49

**Order No: WN-384395R94**

Description	Retail
 Disc Clutch Applications: 2706, 2756, 2806, 2826, 2856, 3088, 3288, 3688, 3688HC, 400, 450, 560, 660, 706, 756, 766, 786, 806, 826, 856, 886, 966, 986 Features: 12", 11 Splines, 1.1875" Diameter, 4 Button, Spring Loaded	\$119.61


**Order No: WN-388625R93**

Description	Retail
 Clutch Disc Applications: 2656, 3616, 656, 664, 666, 686 Features: 11", Spring Loaded, 10 Splines, 1-3/32" Spline Diameter 3616 Diesel S/N 2118-, Gas S/N 1946-	\$98.92


**Order No: WN-46825D**

Description	Retail
 Disc, Steering Applications: TD9 Features: Fiber	\$35.00


**Order No: WN-532248R2**

Description	Retail
 Disc, Clutch Applications: 544, 656, 666, Hydro 70, Hydro 86, 2544, 2656 Features: 11", 11 Splines, 1.20" Hub, Spring Loaded, Hydro Drive 544 S/N 14331-, 2544 S/N 15859	\$113.82

**Order No: WN-67600C1**

Description	Retail
 Disc, Clutch Applications: 1066, 1086, 1206, 1256, 1456, 1466, 1468, 1486, 3388, 3588, 4100, 4156, 4166, 4186, 6388, 6588, 21206, 21256, 21456 Features: 14", 11 Splines, 1-3/16" Hub, 8 Pads, Spring Loaded	\$215.29

**Clutch: Pressure Plates**  
**Order No: WN-101340-1**

Description	Retail
 Pressure Plate, Assembly Applications: 238B, 248, 258, 268, 278, 284, 385, 395, 454, 464, 474, 475, 484, 485, 495, 574, 584, 585, 595, 684, 684, 685, 695, 784, 785, 884, 885, 2400, 2400B, 2500A, 2500B Features: 11", 10 Splines, 1-5/8" Hub, Single, w/o Release Plate	\$164.61


**Order No: WN-360215R94**

International/CasellH®


**Industrial: Transmission / Clutch / PTO / TA**

**Clutch: Pressure Plates**


Order No: WN-360215R94

Description	Retail
 Pressure Plate Assembly Applications: 2504, 544, 2606, 2656, Super M, Super MTA, 300, 330, 340, 350, 400, 450, 460, 504, 544, 560, 606, 656, 660, 664, 666, 686 Features: 7" Diameter, Torque Amplifier	\$146.65

Order No: WN-388616R91


Description	Retail
 Pressure Plate Applications: 2656, 3616, 656, 664, 666, 686 Features: 11", 16 Splines, 1.687" Spline Diameter 3616 Diesel S/N 2118-, Gas S/N 1946-	\$290.64

Order No: WN-390011R92

Description	Retail
 Pressure Plate, Assembly Applications: 424, 444, 2300A, 2424, 2444, 3414, 3444 Features: 11", 10 Splines, 1-3/4" Spline Dia., W/PTO Disc.	\$503.36

**Packs: Clutch Pack Parts**

Order No: WN-181159A1


Description	Retail
 Brake, Plate Applications: 570LXT, 580L, 580L Series 2, 580SL, 590SL Features: 6 Outer Tabs 16 Required	\$12.50

**PTO: Gears**

Order No: WN-381507R1

Description	Retail
 PTO Idler Gear Pin Applications: 706, 756, 766, 786, 806, 826, 856, 886, 966, 986, 1026, 1066, 1086, 3088, 3288, 3388, 3488, 3688, 5088, 5288, 5488, 6388, HYDRO 100, HYDRO 186, 7110, 7120, 21026, 2706, 2756, 2806, 2826, 2856	\$35.00

Order No: WN-381509R1


Description	Retail
 PTO Idler Gear Applications: Hydro 100, Hydro 186, 1026, 1066, 1086, 3088, 3288, 3388, 3488, 3688, 5088, 5288, 5488, 6388, 706, 7110, 7120, 756, 766, 786, 806, 826, 856, 886, 966, 986, 21026, 2706, 2756, 2806, 2826, 2856	\$195.00

**PTO: Related Parts**

Order No: WN-364712R21


Description	Retail
Shield, PTO Applications: 240, 300, 340, 350, 400, 404, 450, 460, 504, 560, 2504, 2606 Features: W/Clutch Type Independent PTO	\$51.94

Order No: WN-64585C91

Description	Retail
 PTO Shield Applications: 2544, 2656, Hydro 70, Hydro 86, 544, 656, 664, 666, 686	\$81.11

**PTO: Shafts**

Order No: WN-380261R1

Description	Retail
 PTO, Internal Shaft Applications: 1206, 1256, 4100, 4156, 4166, 4186, 706, 756, 756, 806, 856 Features: 17" Spline, 1.75" Diameter, 28 Teeth, 20 Degree 756 Farmall S/N -17635, International S/N -8424, 856 Farmall S/N -27286	\$89.00

**Transmissions: Related Items**

Order No: WN-1981317C1

Description	Retail
Transmission, Shift, Brake Arm Applications: 1066, 1086, 1206, 1256, 1456, 1466, 1486, 1566, 1568, 1586, 2806, 3388, Hydro 100, 2706, 2756, 2826, 2856, 21206, 21256, 21456	\$61.97

Order No: WN-397986R1

Description	Retail
Transmission Shift Shoulder Bolt Applications: 21256, 21456, 2756, 2826, 2856, 1066, 1256, 1456, 1466, 1468, 1566, 1568, 756, 766, 826, 856, 966	\$10.64


Order No: WN-398173R1

Description	Retail
Shaft, Hi-Lo Selective Drive Applications: 21026, 21256, 21456, 2826, 2858, Hydro 100, 1026, 1066, 1256, 1456, 1466, 1468, 1566, 1568, 866, 826, 856, 966	\$84.50

Order No: WN-527900R1

Description	Retail
Plate, Neutral Lock Applications: 21256, 21456, 2756, 2826, 2856, Hydro 100, 1066, 1256, 1456, 1466, 1468, 1566, 1568, 755, 766, 826, 856, 966	\$87.50

Order No: WN-M300

Description	Retail
 Transmission, Shift, Brake Arm, Pad & Screw Applications: 1066, 1086, 1206, 1256, 1456, 1466, 1486, 1566, 1568, 1586, 2806, 3388, HYDRO 100, 2706, 2756, 2826, 2856, 21206, 21256, 21456 Features: Use with 1981317C1 Brake Arm	\$18.65

**Transmissions: Shafts**

Order No: WN-393518R91

Description	Retail
Transmission, Range, Selector Drive Shaft Applications: 806, 1206, 2806, 21206	\$120.75

**Industrial: Wheels, Rims, Tires & Tracks**

**Wheels: Bolts, Bushings, Clamps, Miscellaneous**

Order No: WN-363016R1

Description	Retail
Rear Rim Wheel Clamp Applications: 2504, 2656, Hydro 70, Hyrdo 86, 300, 340, 350, 400, 450, 460, 504, 560, 656, 666, 686 Features: (2504, 504 both w/ 5" Offset Wheel), 400 Farmall S/N 5181- w/ 38" Rims, 450 S/N 501- w/ 38" Rims	\$17.60


**Skid Steer / Loader: Belts**

**Belts: All Belts**

Order No: WN-J911558

Description	Retail
Belt, Fan Applications: MX100, MX110, MX120, MX135, 5120, 5130, 5220, 5230, 1840, 1845C, 40XT, 60XT, 70XT	\$25.94

Order No: WN-J911562

Description	Retail
 Belt, Fan Applications: MX150, MX170, 5140, 5240, 5250, 1640, 1800, 2022, 2044, 450, 450CT, 4655 Features: 8 Rib, 58", Poly - VK Series 1640 S/N JJC0034705-, 450 S/N N8M458415, 450CT S/N -N7M46419, 465 S/N -N7M4526	\$15.92

**Skid Steer / Loader: Cooling System**

**Skid Steer / Loader: Cooling System**

**Fan: Spacers**


Order No: WN-J910739



Description	Retail
Fan Support Bearing Applications: 1644, 1666, 1688, 2144, 2166, 2188, 2344, 2366, 2388, 5120, 5130, 5140, 5220, 5230, 5240, 5250, 7110, 7120, 7130, 7140, 7150, 7210, 7220, 7230, 7240, 7250, 8910, 8920, 8930, 8940, 8950, 9110, 9130, 9210, 9230, 9240, 9310, 9330, MX100, MX110, MX120, MX135, MX150, MX170, MX180, MX200 Features: Tractor: MX210, MX220, MX230, MX240, MX270, STX275, STX280, STX325, STX330, Steiger 280, Steiger 330, Steiger 335 Cotton Picker: 1822, 1844, 2022, 2044, 2055, 2155, 2555, 420, 620, CPX610, CPX620, 625, Skid Loader: 40XT, 60XT, 70XT, 75XT, 85XT, 90XT,	\$39.00

**Intercooler: Assemblies**

Order No: WN-84515801

Description	Retail
 Cooler, Air to Air Applications: SR150, SR175, SV185, SR160, SR200, TR270	\$485.00

**Oil Coolers: Hydraulic Oil Coolers**


Order No: WN-252931A2

Description	Retail
 Cooler, Hydraulic Applications: 1845, 1845C	\$925.00


Order No: WN-47532228

Description	Retail
 Cooler, Hydraulic Applications: SR210, TR270, TR310, C227	\$243.75


Order No: WN-47740534

Description	Retail
 Cooler, Hydraulic Applications: SR150, SR175, SV185, SR160, SR200, TR270	\$530.00


Order No: WN-84499497

Description	Retail
 Cooler, Hydraulic Applications: SR175, SX185, L218, L220, L225, L230, C232, C238, L223, SR220, SV250, SR250, SV300, TR320, TV380, L228, SR240, SV280, C232, SR250, SV300, TR320, TV380, L230, C238	\$425.00


Order No: WN-87015306

Description	Retail
 Cooler, Hydraulic Applications: 420, 420CT, 430, 440, 440CT	\$525.00
Cooler, Hydraulic Applications: CI, NH	\$525.00

Order No: WN-87037766

Description	Retail
 Cooler, Hydraulic Applications: 430, 435, 440, 440CT, 445, 445CT, 450, 450CT, 465	\$385.00

Order No: WN-A184084

Description	Retail
 Hydraulic, Oil Cooler Applications: 1835C, 1838, 1840, 1845C	\$295.00

**Radiator: Radiators, Cores, & Tanks**


Order No: WN-237992A3

Description	Retail
Radiator Applications: 85XT, 90XT, 95XT Features: Core Size 20-1/2"H, 20"W, 3-1/4"D, 5 Rows, 7 Fins/Inch	\$752.00

Order No: WN-47362351

Description	Retail
 Radiator Applications: SR150, L215, SR160, L216, SR175, SV185, L218, L220, SR200, TR270, C227, SR210, TR270, C227, TR310	\$635.00

Order No: WN-84379153

Description	Retail
 Radiator Applications: SR175, SV185, TR270, L218	\$750.00


Order No: WN-84379154

Description	Retail
 Radiator Applications: L223, SR220, SV250, SV300, TR320, TV380, L225, L230, C232, C238, L228, SR240, SV280, C232	\$1,076.00


Order No: WN-84475179

Description	Retail
Radiator Applications: SR130, L213	\$565.00


Order No: WN-84499505

Description	Retail
 Radiator Applications: SR175, SV185, L218, L220, SR250, SV300, TR320, TV380, L230, C238	\$510.00

Order No: WN-87688523


Description	Retail
 Radiator Applications: 410, 420, 430, 435, 440, 445, 450, 465, 420CT, 440CT, 445CT, 450CT	\$650.00

Order No: WN-D81055

Description	Retail
 Radiator Applications: 1845, 1845B, 1845S, 480D, 480LL, 580D, 580SD, 584D, 585D, 586D Features: 19.5" W, 19.75" H, 3 Rows of Tubes, 7 Fins per Inch 1845 s/n 9855225-	\$435.00

**Radiator: Related Parts**

Order No: WN-A170241

Description	Retail
 Radiator Cap Applications: 1896, 2096, 5120, 5130, 5140, 5220, 5230, 5240, 5250, 7110, 7120, 7130, 7140, 7150, 7210, 7220, 7230, 7240, 7250, 8910, 8920, 8930, 8940, 8950, 9240, 9310, 9330, C100, C50, C60, C70, C80, C90, CX100, CX50, CX60CX70, CX80, CX90, 215, 245, 255, 275, 305, 353, MX100, MX120, MX135 Features: 15 lb. additional applications: MX150, MX170, MX180, MX200, MX210, MX215, MX220, MX230, MX240, MX245, MX255, MX270, MX275, MX285, MX305, MX80C, MX90C, 1620, 1640, 1644, 1660, 1666, 1670, 1680, 1688, 2144, 2166, 2188, 2344, 2366, 2388, AFX8010, 1825, 1825B, 1835C, 1838, 1840, 1845C, 40XT, 60XT, 70XT, 75XT, 85XT, 90XT, 95XT	\$5.00

**Water Pump & Manifolds: Pulleys**


Order No: WN-2855622

International/CasellH®

**Skid Steer / Loader: Cooling System**

**Water Pump & Manifolds: Pulleys**

Order No: WN-2855622


Description	Retail
 Tensioner, Belt Applications: 570MXT, 580M, 580SM, 586G, 588G, 590SM, 430, 440, 440CT, 445, 445CT, 450, 450CT, WDX1002S, MAXXUM 100, MAXXUM 110, MAXXUM 115, MAXXUM 120, MAXXUM 125, MAXXUM 130, MAXXUM 140, MXU100, MXU110, MXU115, MXU125, MXU130, MXU135, PUMA115, PUMA125, PUMA140, PUMA155 Features: WDX1002S (-11/15/2006)	\$75.00

**Water Pump & Manifolds: Water Pumps**

Order No: WN-244037A1

Description	Retail
 Water Pump Applications: 1835C, NH.JD	\$215.00


Order No: WN-2852114

Description	Retail
 Water Pump Applications: 435, 440, 450, 450CT, 465, 105U, 85C, 85U, 90, 95, 95C, 95N, 95U, JX1090U, JX1095C, JX100U, MXU100, MXU110, MXU115, MXU120, MXU125, MXU130, 100, 110, 115, 120, 125, 130, 140 Features: (100, 110, 115, 120, 125, 130, 140, All Maxxum)	\$55.00

Order No: WN-6653941

Description	Retail
 Water Pump Applications: 1838 Features: 1838 With Kubota V2203 Engine	\$55.00

Order No: WN-J802970

Description	Retail
 Water Pump Applications: 1620, 1640, 1644, 2144, 2344, 75XT, 85XT, MX100, MX110, MX120, MX135, MX150, MX170, 1896, 2096, 5120, 5130, 5140, 5150, 5220, 5230, 5240, 5250, 9110, 9130, 1800, 1822, 1844, 2022, 2044, 450C, 455C, 850D, 855D, CX130, CX160, CX210, CX210LR, CX240, CX240LR, W11B, W14B, W14C, 1085B Features: Additional Applications: 1085C, 1086B, 1088, 1150E, 1150G, 1150H, 1155E, 480E, 480ELL, 480F, 480FLL, 550, 550E, 550G, 550H, 570LXT, 570MXT, 580K, 580L, 580M, 580SE, 580SK, 580SL, 580SM, 584E, 585E, 585G, 586E, 586G, 588G, 590, 590SL, 590SM, 6060, 621, 1840, 1845C, 40XT, 60XT, 70XT, 90XT, 95XT, SPX3310, 3150, 3185, 3210	\$74.00


**Skid Steer / Loader: Drive Axles / Differentials / Front & Rear End**

**Axle: Axle Shafts**


Order No: WN-103825A1

Description	Retail
 Drive Axle Shaft Applications: 1835C, 1838, 1840	\$450.00

Order No: WN-230459A1


Description	Retail
 Hydraulic Motor Applications: 1838, 1840	\$1,175.00

Order No: WN-338550A4


Description	Retail
 Drive Axle, Shaft Applications: 40XT, 410, 420, 430, 435, 440, 60XT, 70XT, 75XT, 85XT	\$430.00

Features: Wheel Spindle with Studs SN #'s  
JAF0297637, 38, 39, 40, 41, JAF0297636, 642, JAF0298061


Order No: WN-339428A3

Description	Retail
 Drive Axle, Shaft Applications: 445, 450, 465, 85XT, 90XT, 95XT Features: Wheel Spindle with Studs 450 SN -N8M458415, 450 SN N7M464019-, 85XT SN JAF0298062-, 90XT JAF0298848-, 95XT JAF0299275-	\$595.00

Order No: WN-399933C91

Description	Retail
 Bearing Cone Applications: 1420, 1440, 1460, 1470, 1480, 1620, 1640, 1644, 1660, 1666, 1670, 1680, 1688, 2144, 2166, 2188, 2344, 2366, 2388, 1530, 1700, 1818, 1825, 1825B, 1830, 1835, 1835B, 1835C, 1838, 1840, 220, 3230, 3388, 3588, 3788, 4210, 4230, 4240, 454, 574, 584, 585, 595, 6388, 6588, 674, 6788, 684, 685 Features: Tractor: 695, 7110, 7120, 7130, 7140, 7150, 7210, 7220, 7230, 7240, 7250, 784, 785, 884, 885, 8910, 8920, 8930, 8940, 895, 8950, 995, C100, C50, C60, C70, C80, C90, CX100, CX50, CX60, CX70, CX80, CX90, Magnum 215, Magnum 245, Magnum 255, Magnum 275, Magnum 305, Magnum 335, MX100C, MX180, MX200, MX210, MX215, MX220, MX230, MX240, MX245, MX255, MX270, MX275, MX285, MX305, MX80C, MX90C, Cotton Picker: 1400, 1800, 1822, 1844, 2022, 2044, 2055, 782,	\$9.00

Order No: WN-A156927

Description	Retail
 Seal Applications: 1845, 1845B, 1845C, 1845S	\$8.00


Order No: WN-D120108

Description	Retail
 Drive Axle Sprocket Applications: 1845, 1845S, 1845B, 1845C Features: Driven	\$160.00


Order No: WN-D63653

Description	Retail
 Bearing Applications: 1845, 1845B, 1845C, 1845S, 40XT, 410, 420, 430, 435, 440, 60XT, 70XT, 75XT	\$10.00

Order No: WN-D63674

Description	Retail
 Seal Applications: 1845, 1845B, 1845C, 1845S, 75XT, 85XT, 430, 470, 530, 570, 630, 730, 830	\$15.00

Order No: WN-D67818

Description	Retail
 Drive Axle Shaft Applications: 1845, 1845B, 1845C, 1845S Features: Wheel Spindle with Studs	\$400.00

Order No: WN-H435244

Description	Retail
 Axle Spacer Applications: 1835C, 1840	\$35.00

Order No: WN-H435258

Description	Retail
 Drive Sprocket Applications: 1835C, 1838, 1840	\$175.00

Order No: WN-H436803

**Skid Steer / Loader: Drive Axles / Differentials / Front & Rear End**

**Axle: Axle Shafts**

Order No: WN-H436803



Description	Retail
Drive Sprocket Applications: 1835C, 1838, 1840 Features: 21 Spline, 10 Tooth	\$125.00

Order No: WN-JD9133

Description	Retail
Bearing Cup Applications: 1420, 1440, 1460, 1470, 1480, 1620, 1640, 1644, 1660, 1666, 1670, 1680, 2144, 2166, 2188, 2344, 2366, 2388, 278, 3220, 3230, 3388, 3588, 3788, 4210, 4230, 4240, 454, 574, 584, 585, 595, 6388, 6588, 674, 6788, 684, 685, 695, 7110, 7120, 7130, 7140, 7150, 7210, 7220, 7230, 7240, 7250, 784 Features: Additional Models - Tractor: 785, 884, 885, 8910, 8920, 8930, 8940, 895, 8950, 995, C100, C50, C60, C70, C80, C90, CX100, CX50, CX60, CX70, CX80, CX90, Hydro 84, Magnum 215, Magnum 245, Magnum 255, Magnum 275, Magnum 305, Magnum 335, MX100C, MX180, MX200, MX210, MX215, MX220, MX230, MX240, MX245, MX255, MX270, MX275, MX285, MX305, MX80C, MX90C, Skid loader - 1835C, 1838, 1840	\$4.50

Order No: WN-R32216



Description	Retail
Bearing Cup Applications: 1896, 2090, 2094, 2096, 2290, 2294, 3294, 1845, 1845B, 1845S, 40XT, 410, 420, 430, 435, 440, 60XT, 70XT, 75XT, 1420, 1440, 1460, 1470, 1620, 1640, 1644, 1660, 1666, 1670, 2144, 2166, 2344, 2366, 2377, 2388, 2577, 2588, 5088, 6088, 7088, 1043, 1044, 1054, 1063, 1064, 1083, 1084, 2206 Features: Fits Corn Heads Models: 1043, 1044, 1054, 1063, 1064, 1083, 1084, 2206	\$5.00

**Axle: Housings**

Order No: WN-222930A1



Description	Retail
Drive Axle Housing Applications: 1845, 1845B, 1845C, 1845S Features: Includes Races, Grease Zerk	\$450.00

Order No: WN-338551A2



Description	Retail
Drive Axle Housing Applications: 40XT, 410, 420, 430, 435, 440, 60XT, 70XT, 75XT, 85XT Features: Includes Races, Grease Zerk	\$400.00

Order No: WN-339429A2



Description	Retail
Drive Axle Housing Applications: 445, 450, 465, 85XT, 90XT, 95XT Features: Includes Bearing Cups	\$575.00

Order No: WN-S6042



Description	Retail
Housing O-ring Applications: 1835C, 1840	\$9.00

**Axle: Planetary Related Parts**

Order No: WN-D124607



Description	Retail
Cluster Sprocket Pin Applications: 1845C Features: Cluster Shaft	\$175.00

Order No: WN-D63780



Description	Retail
Pin, Cluster Sprocket Applications: 1845, 1845B, 1845S Features: Cluster Shaft	\$165.00

Order No: WN-D64175



Description	Retail
Sprocket Bearing Applications: 1845, 1845B, 1845C, 1845S Features: Needle Bearing, 2 Used	\$10.00

**Axle: Related Parts**

Order No: WN-D53767



Description	Retail
Inner / Outer Axle Seal Applications: 1530, 1700, 1818, 1825, 1825B, 1830, 1835, 1835B, 1835C, 1838, 1840	\$12.00

**Skid Steer / Loader: Electrical**

**Lights: Headlamps & Work Lights**

Order No: WN-86533428



Description	Retail
LED Front Roof Light Applications: 40XT, 410, 420, 420CT, 430, 435, 440, 440CT, 445, 445CT, 450, 450CT, 465, 60XT, 70XT, 75XT, 85XT, 90XT, 95XT Features: 2400 Lumens, LED	\$60.00

**Starter: Assemblies**

Order No: WN-1959380C1



Description	Retail
Starter Applications: 1818, 1825 Features: 9 Teeth, CW, Nippondenso	\$119.00

Order No: WN-2859528



Description	Retail
Starter Applications: MTX120, MTX135, MTX145, MTX150, TTX190, TTX210, TTX230, XTX145, XTX165, XTX185, XTX200, XTX215, 420CT, 435, 445, 445CT, 450, 450CT, 465	\$285.00

**Skid Steer / Loader: Engines & Related Parts**

**Blocks & Components: Connecting Rods & Related**

Order No: WN-1959694C1

Description	Retail
Bearing, Connecting Rod Applications: 1835C Features: Standard, TMD20 Diesel Engine	\$12.50

Order No: WN-231151

Description	Retail
Bushing, Piston, Pin Applications: 60, 480E, 480E LL, 480F, 480F LL, 580SE, 580K, 580SK, 1840, 1845C, 4390, 3.9T Features: Diesel, 3.9T Cummins	\$7.00

Order No: WN-5A182014



Description	Retail
Connecting Rods, Set Of 4 Applications: 430, 430CK, 470, 480C, 480CK, 480D, 480LL, 500LK, 530, 530CK, 570, 580B, 630, 660, W5A, 1740, 1835B, 1845, 1845S Features: 188 Diesel	\$533.00

**Blocks & Components: Crankshafts & Related**


Order No: WN-1959690C1

Description	Retail
Bearings, Main Set Applications: 1835C Features: Standard, TMD20 Diesel Engine	\$84.75

Order No: WN-3353978


Description	Retail
Seal, Crankshaft, Rear	\$35.42


Skid Steer / Loader: Engines & Related Parts	
Blocks & Components: Crankshafts & Related	
Order No: WN-3353978	
Applications: 480E, 480ELL, 480F, 480FLL, 550, 550E, 580K, 580SE, 580SK, 584E, 585E, 586E, 660, 760, 1840, 1845C, 6000, 6500, 8820, 8830, 1896, 5140, 5240, 5120, 5220, 5250, 7120, 7130, 7140, 7150, 7210, 7220, 9110, 9130, 9210, 9230, 9240, 9310, 9330, 1670, 1680, 1688, 2188, 90XT, 95XT Features: 90XT S/N -JAF0245224, 95XT S/N -JAF0237963, 1640 S/N JJC0034705-, 1644 S/N 44937696-, 1822 S/N JJC0012691-, 1666 Engine S/N 44706126-, 1670 Engine S/N -44706125, 1680 Engine S/N -44706125, 2166 S/N -JJC0180000	

Order No: WN-A62050	
Description	Retail
 Rear Crankshaft Seal	\$32.24
Applications: Super 400, 700B, 730, 740, 800B, 1060, 1160, 1010, W7, 750, 850, 830, 1150C, 1070, 1090, 1200, 1170, 1175, 1270, W24, W26B, W36, 128D, 1450, 224B, 880C, 980B, 1370, 1470, 1570, 2090, 2290, 2294, 2390, 2470, 2590, 2670, 4490, 4690, , P336, TB336, T336, W14, 780, 780CK, 800, 880, 880B, 300C Features: Super 400 S/N 8106131-, 750 S/N -7070351, 850 S/N -7073469, 2670 Engine S/N 2539000-, (P336, TB336, T336, W14, 780, 780CK, 800, 880, 880B, 300C, 400C, 600, 825, 870 All Engine S/N 2539000-), 1150 S/N 7110300; Additional Models: 400C, 600, 825, 870, 930, W10E, W18, W20, W8, W8E, W9E, 1150, W9, 970, W10, 1030, 1200	

Order No: WN-MS596P	
Description	Retail
Main Bearing Set	\$137.00
Applications: 350, 351, 441, 430, 403CK, 440, 445, 470, 480B, 480CK, 500B, 510B, 511B, 530, 530CK, 540, 541, 545, 570, 580B, 600B, 610B, 1737, 1737S, 1835, 1835B, 1845, 1845B, 1845S, W3, W5 Features: Standard	

Blocks & Components: Cylinder Kits & Components	
Order No: WN-131193	
Description	Retail
Piston, Ring Set	\$28.75
Applications: 4391, 1840, 1845C, 600 Features: 3.6L Cummins Diesel	

Blocks & Components: Turbos	
Order No: WN-J802290	
Description	Retail
 Turbo Charger	\$525.00
Applications: 450C, 455C, W11B, 550, 550E, 550G, 570LXT, 580K, 580L, 580SE, 580SK, 580SL, 590, 590SL, 650G, 688, 688C, 860, 9010, 9010B, 9020, 9020B, 90XT, 95XT, 5120, 5220 Features: Includes Mounting Gaskets 90XT S/N -JAF0245223, 95XT S/N -JAF0237962,	

Order No: WN-SBA135756171	
Description	Retail
 Turbo Charger	\$495.00
Applications: 410, 420, 420CT, DX48, DX55, DX60, FARMALL 55, FARMALL 60 Features: 5 Bolt Mounting (410, 420, Europe S/N N7M468736-), 420CT S/N -N7M45501	

Cylinder Heads: Gaskets	
Order No: WN-1981592C1	
Description	Retail
Gasket, Head Set	\$193.00
Applications: 1835C Features: TMD20 Diesel Engine	



Order No: WN-331164	
Description	Retail
Gasket, Cylinder Head, Set	\$122.00
Applications: 5120, 5220, 570LXT, 580K, 580L, 580SE, 580SK, 580SL, 590, 590SL, 90XT, 95XT Features: Diesel, 3.9T Cummins 590 Turbo CK, 90XT S/N -JAF0245224, 95XT S/N -JAF0237963	


Order No: WN-331165	
Description	Retail
Gasket, Cylinder Head	\$41.25
Applications: 60, 480E, 480E LL, 480F, 480F LL, 580SE, 580K, 580SK, 1840, 1845C, 4390 Features: Diesel, 3.9T Cummins	


Lubrication System: Gaskets	
Order No: WN-331172	
Description	Retail
Gasket, Oil Pan, Set	\$16.50
Applications: 5120, 5220, 570LXT, 580K, 580L, 580SE, 580SK, 580SL, 590, 590SL, 90XT, 95XT Features: Diesel, 3.9T Cummins 590 Turbo CK, 90XT S/N -JAF0245224, 95XT S/N -JAF0237963	

Order No: WN-TM27T136	
Description	Retail
Gasket, Oil Pan	\$151.00
Applications: 1835C Features: TMD20 Diesel, Includes Freight & Rear Crank Seal	

**Skid Steer / Loader: Fuel System**

Fuel Tank & Related: Fuel Pumps & Parts	
Order No: WN-3918000	
Description	Retail
 Fuel Pump	\$60.00
Applications: 150C, 455C, W11B, 550, 550E, 550G, 570LXT, 580K, 580L, 580SE, 580SK, 580SL, 590SL, 650G, 688, 860, 9010, 686G, 686GXR, 9010B, 9020, 9020B	
 Fuel Pump	\$60.00
Applications: 5120, 5220, 5150, 5130, 5230, 1896, 5140, 5240, 5250, 2096, 1840, 1845C, 90XT, 95XT, 480E, 480ELL, 480F, 480FLL, 584E, 585E, 586E, 660, 760	

Order No: WN-84268475	
Description	Retail
 Fuel Pump	\$42.00
Applications: Maxxum 100, Maxxum 110, Maxxum 115, Maxxum 125, Maxxum 140, 420, 430, 435, 440, 445, 450, 465	

Order No: WN-87319987	
Description	Retail
 Fuel Pump	\$26.00
Applications: 40XT, 60XT, 70XT, 75XT, 85XT, 90XT, 95XT, 1840, 1845C, MX100, MX110, MX120, MX135, MX150, MX170, 1896, 2096, 5130, 5140, 5230, 5240, 5250, 5120, 5220, 5230, 6000, 6500, 8820, 8830, 8840, 8860 Features: (1896, 2096, 5130, 5140, 5230, 5240, 5250, All w/ 6-590, 6T-590 or 6T-590 Eng)	


**Injection Pumps & Related: Injection Pumps & Parts**

Order No: WN-87420952	
-----------------------	--

**Skid Steer / Loader: Fuel System**

**Injection Pumps & Related: Injection Pumps & Parts**

Order No: **WN-87420952**

Description	Retail
 Fuel Pump Shut Off Applications: MX100, MX110, MX120, MX135, MX150, MX170, 1896, 2096, 5130, 5140, 5230, 5240, 5250, 5120, 5220, 1150H, 550G, 570LXT, 580L, 584E, 585E, 585G, 586E, 588G, 590 Super L, 590 Super M, 650G, 660, 686G, 1840, 1845C, 75XT, 85XT, 90XT, 95XT Features: Shut off Solenoid (1896, 2096, 5130, 5140, 5230, 5240, 5250, All w/ 6-590, 6T-590 or 6TA-590 Eng), (5120, 5220, All w/ 4-390, 4T-390 or 4TA-390 Eng)	\$81.00

**Skid Steer / Loader: Hydraulics / Remotes**

**Hydraulics: Drives & Couplers**

Order No: **WN-H436270**

Description	Retail
 Pump Coupling Applications: 1840, 75XT, 85XT, 90XT, 95XT	\$195.00


**Hydraulics: Pump Assemblies**

Order No: **WN-L110544**


Description	Retail
Pump, Hydraulic Applications: W14	\$1,187.00

**Hydraulics: Related Parts**


Order No: **WN-117903A1**

Description	Retail
 Hydraulic Boom Lift Cylinder Applications: 1845, 1845B, 1845C	\$595.00

Order No: **WN-118110A1**

Description	Retail
 Hydraulic Bucket Tilt Cylinder Applications: 1830, 1835, 1835B, 1835C, 1838, 1840 Features: 1830 S/N 9845302-	\$450.00


Order No: **WN-118156A1**

Description	Retail
 Hydraulic Bucket Tilt Cylinder Applications: 1845, 1845B, 1845C	\$525.00

**Skid Steer / Loader: Operators Station / Cab**

**Air Conditioning / Heating: Blower Motors**

Order No: **WN-82034854**

Description	Retail
 Cab Fan Blower Assembly Applications: CX100, CX50, CX60, CX70, CX80, CX90, MX100, MX100C, MX110, MX120, MX135, MX150, MX170, MX80C, MX90C, MXM120, MXM130, MXM140, MXM 155, MXM175, MXM190, 75XT, 85XT, 90XT, 95XT Features: Inner Roof Mount	\$150.00


**Cab / Open Station: Glass**

Order No: **WN-86988661**

Description	Retail
Glass, Front, Windshield Applications: 40XT, 60XT, 70XT, 90XT Features: A=10", B=6", C=27", D=3", E=11.50", F=20", G=15.25", H=4.50", I=22.5	\$153.17

**Seats: Assemblies**

Order No: **WN-8298SEAT**


Description	Retail
 Seat Applications: 410, 420, 430, 435, 440, 440CT, 445, 445CT, 450, 450CT, 465, 1530, 1830,	\$170.00

1835, 1835B, 1835C, 1838, 1840, 1845, 1845C, 1845S, SV250  
Features: Black, Uni Pro Bucket Seat


**Skid Steer / Loader: Wheel Drive Axle and Steering**

**Axle: Assemblies**


Order No: **WN-163044**

Description	Retail
 Drive Axle Bearing Cup Applications: 445, 450, 465, 85XT, 90XT, 95XT	\$8.75


Order No: **WN-197804A1**

Description	Retail
 Plastic Spacer Seal Applications: 445, 450, 465, 85XT, 90XT, 95XT	\$5.50


Order No: **WN-197805A1**

Description	Retail
 Axle, Housing, Washer Applications: 40XT, 410, 420, 430, 435, 440, 60XT, 70XT, 75XT, 85XT Features: Package of 4 Priced Individually, Plastic	\$2.50


Order No: **WN-338551A2BKT**

Description	Retail
 Drive Axle, Housing, Bearing Kit Applications: 40XT, 410, 420, 430, 435, 440, 60XT, 70XT, 75XT Features: Kit Includes: 1 x 341837A2, 2 x D63653, 2 x R32216, 4 x 197805A1	\$59.00


Order No: **WN-338552A3**

Description	Retail
 Axle Assembly Applications: 410, 420, 430, 435, 75XT, 40XT, 60XT, 70XT, 75XT, 440 Features: Complete Axle Assembly, Truck Freight Only	\$1,195.00


Order No: **WN-339429A2BKT**

Description	Retail
 Axle Housing Bearing Kit Applications: 445, 450, 465, 85XT, 90XT, 95XT	\$95.00

Order No: **WN-341837A1**


Description	Retail
 Drive Axle, Housing, Seal Applications: 40XT, 410, 420, 430, 435, 440, 60XT, 70XT, 75XT Features: Outer Seal	\$29.00

Order No: **WN-D64018**

Description	Retail
 Axle Spacer Applications: 1845, 1845B, 1845C, 1845S	\$16.00


**Hubs & Related: Bearings & Seals**

Order No: **WN-576539R1**


Description	Retail
 Needle Bearing Applications: 7110, 7120, 7210, 7220, 7230, 7240, 7250, 8910, 8920, 8930, 8940, 8950	\$8.00

**Spindles & Knees: Bushings / Bearings / Thrust Washers**

Order No: **WN-227488A1**

Description	Retail
 Drive Axle Bearing Cone Applications: 445, 450, 465, 85XT, 90XT, 95XT, 8010, 7010, AFX8010, 8120, 9120	\$19.80


Order No: **WN-341841A2**

Description	Retail
 Axle Housing Seal Applications: 445, 450, 465, 85XT, 90XT, 95XT	\$45.00

**Skid Steer / Loader: Wheel Drive Axle and Steering**

**Spindles & Knees: Bushings / Bearings / Thrust Washers**

**Order No: WN-B93175**

 <b>Description</b>	<b>Retail</b>
Wheel Bearing Kit Drive Axle Applications: 1845C, 1845, 1845S Features: Skid Steer Kit contains: 2 x D63653 Bearings, 2 x R32216 Races, 1 x D63674 Seal, and 1 x A156927 Seal	\$49.00

**Order No: WN-B93176**

<b>Description</b>	<b>Retail</b>
Axle Bearing Kit Applications: 1830, 1835, 1835B, 1835C, 1840 Features: Includes 2 LM102910, 2 LM102949, 2 D53767	\$43.00



**Industrial: Cooling System**

**Water Pump & Manifolds: Water Pumps**

**Order No: WN-747542M91**

	<b>Description</b>	<b>Retail</b>
	Water Pump Applications: 406 Features: 406 w/ Turbo	\$37.00

**Order No: WN-HKJ2036**

	<b>Description</b>	<b>Retail</b>
	Water Pump Applications: 3CX, 2B, 2D, 3D, 3D MKII, 3D MKIII, 4D, 520, 2, 3C, 3C MKII, 3C MKIII, 520HL Features: 3CX Backhoe, 4DTractor, 520 s/n -E2066/83255 Handler, 520HL s/n -E2066/8325	\$49.00


**Industrial: 2 Wheel Drive Front Axle and Steering**

**Hubs & Related: Bearings & Seals**

Order No: WN-AL160516


Description	Retail
Cross & Bearing Kit Applications: 210C, 300D, 310C, 310D, 315C, 315CH, 315D, 410C, 410D, 482C, 510C, 510D, 610C, 2140, 2750, 2950, 2955, 3040, 3055, 3140, 3150, 3155, 3255, 3351, 3651, 6110, 6110L, 6120, 6120L, 6200, 6200L, 6210, 6210L, 6215, 6220, 6220L, 6230, 6300, 6300L, 6310, 6310L, 6310S, 6320, 6320L, 6330, 6400 Features: 30mm x 83mm Additional Models: 6230 Premium, 6330 Premium, 6400L, 6405, 6410, 6410L, 6415, 6420, 6420L, 6430, 6430 Premium, 6500, 6500L, 6510L, 6510S, 6520L, 6605, 6615, 6715, 7130, 7130 Premium, 7210, 7220, 7230, 7230 Premium, 7320, 7410, 7420, 7505, 7510, 7515, 7520	\$81.88

Order No: WN-RE54819


Description	Retail
 Wheel Bearing Kit Applications: 1020, 1520, 1640, 1840, 2020, 2030, 2040, 2140, 2150, 2155, 2250, 2350, 2355, 2440, 2450, 2550, 2555, 2630, 2640, 2650, 2750, 2755, 2840, 2850, 2950, 301A, 3040, 3130, 3140, 3150, 3230, 3350, 4030, 4230, 4430, 300, 300B, 302A, 310, 310A, 310B, 400, 401, 480A, 480B Features: 2750, 2755, 2840, 2850, 2855, 2950, 301A, 3040, 3130 S/N 186270-, 3140, 3150, 3230, 3350, 4030, 4230, 4430,	\$45.00

**Hubs & Related: Hubs**


Order No: WN-R49839

Description	Retail
 Wheel Hub Applications: 1020, 1520, 1640, 1840, 1950N, 2020, 2030, 2040, 2040S, 2140, 2150, 2155, 2250, 2350, 2355N, 2440, 2450, 2510, 2550, 2555, 2630, 2640, 2650, 2750, 2755, 2840, 2850, 2855N, 2940, 2950, 3040, 3130, 3140, 3150, 3350, 4000, 4020, 4030, 4040, 4230, 4240, 4430, 6403, 7405, 9900, 9910, 9920 Features: 6 Bolt, Press-On Style Cap 3130 S/N 186270-, 3150 (standard duty), 3350 (standard duty), 4000 S/N 201000-, 4020 S/N 201000-; Fits John Deere Industrial 210C, 300, 300B, 300D, 301, 301A, 302, 302A, 310, 380, 400, 401, 401B, 401C, 480, 480A, 480B; Fits John Deere Planter / Drill(s) 455, 730, 750, 1560, 1590, 1820, 1850, 1860, 9400; Fits John Deere Sprayer(s) 6000; Fits John Deere Tillage(s) 637, 650, 3710	\$56.00

Order No: WN-T21543

Description	Retail
 Wheel Hub 6 Bolt Applications: 1020, 1520, 2020, 2030, 300 Features: (1020, 1520, 2020, 2030, All Used w/ 5.50-16 / 6.00-16 Tires)	\$40.00

Order No: WN-T25809

Description	Retail
 Front Wheel Hub, 6 Bolt Applications: 300, 301, 302, 400, 401, 320, 820, 830, 920, 1020, 1120, 1520, 1530, 2010, 2020, 2030, 2040, 2120, 2240, 2440, 2630, 2640 Features: Use Wheel Bearing Kit WN-WBKJD3 2440 S/N -340999	\$55.00

**Steering Arms & Tie Rods: Steering Arms**

Order No: WN-AT52867


Description	Retail
Arm, Center, Bell crank	\$309.49

Applications: 2640, 300B, 301A, 302, 302A, 401B, 401C  
Features: Non Adjustable Axle 2640 S/N 341000-


Order No: WN-AT52868

Description	Retail
Arm, Center, Bell crank Applications: 300, 380, 400, 480, 480A, 480B, 1520	\$322.22


Order No: WN-T21517

Description	Retail
 Arm, Steering, Right Hand Applications: 820, 830, 840, 920, 930, 1020, 1030, 1040, 1120, 1140, 1520, 1530, 1630, 2020, 2030, 2040, 2120, 2150, 2155, 2240, 2255, 2255N, 2440, 2630, 2640, 300, 301, 400, 401 Features: For Swept Back Front Axle	\$164.07


Order No: WN-T21520

Description	Retail
 Arm, Steering, RH Applications: 300, 300B, 301A, 302, 302A, 310, 380, 400, 401, 401B, 401C, 480, 480A, 480B, 1020, 1520, 2030, 2640 Features: 4 Teeth, Tapered Spline	\$217.51

Order No: WN-T28272


Description	Retail
 Arm, Steering Shaft Applications: 1020, 1030, 1040, 1120, 1130, 1140, 1350, 1520, 1530, 1550, 1630, 1750, 1850, 2020, 2030, 2120, 2150, 2155, 2240, 2255, 2440, 2630, 2640, 3120, 300, 300B, 301, 310, 400, 301, 820, 830, 840, 920, 930, 940	\$210.13

Order No: WN-T77483


Description	Retail
 Steering Arm Applications: 310B, 401D, 410, 480C, 500C, 2355, 2555, 2750, 2755 Features: Left Hand, 31 Spline (310B, 401D, 480C all S/N 700148-), 410 S/N 244041-, (2355, 2555, 2750, 2755 all with Fixed Front Axle)	\$373.85

**Steering Arms & Tie Rods: Tie Rods & Drag Links**


Order No: WN-5109553

Description	Retail
 Tie Rod, Inner Applications: 310, 480 2WD Features: M20 x 1 RH Threads, 3.152" Long	\$28.00


Order No: WN-AL60161

Description	Retail
 Tie Rod, End Applications: 2140, 2750, 2950, 3040, 3050, 3140, 3350, 210C, 300D, 310C, 310D, 315C, 410C, 410D, 482C, 510C, 510D, 610C Features: 8-1/4" Long, M22 x 1.5 RH Threads & M24 x 1.5 RH Threads	\$65.00

Order No: WN-AR27351

Description	Retail
 Tie Rod, Inner Applications: 1020, 1520, 2030, 300, 300B, 301A, 302, 310, 400, 401, 2510, 2520, 3010, 3020, 4000, 4010, 4020, 4230, 4320 Features: A=3.875", B=.875" Right Hand Thread (1020, 1520, 2030, 300, 300B, 301A, 302, 310, 400, 401 All w/ Fixed Front Axles)	\$15.00

Order No: WN-AR27430

Description	Retail
 Tie Rod, Outer Applications: 300, 300B, 301, 302, 302A, 310, 380, 400, 401, 401B, 401C, 1020, 1520, 2030,	\$20.00


**Industrial: 2 Wheel Drive Front Axle and Steering**

**Steering Arms & Tie Rods: Tie Rods & Drag Links**


**Order No: WN-AR27430**

2510, 2520, 3010, 3020, 4000, 4010, 4020, 4230, 4320  
 Features: A= 3.844", B= .875 LH Thread (300, 300B, 301, 302, 302A, 310, 380, 400, 401, 401B, 401C All with Fixed Tread Standard Front Axles)(1020, 1520, 2030 With Fixed Front Axle), (2510, 2520, 3010, 3020, 4000, 4010, 4020, 4230, 4320 With Fixed Tread Standard Front Axle)


**Order No: WN-AR54637**

Description	Retail
 Tie Rod Assembly Applications: 301, 401, 1020, 1030, 1040, 1120, 1130, 1140, 1520, 1530, 1630, 1640, 2020, 2030, 2120, 2140, 2240, 2440, 2640 Features: 301 Straight Axle, 401 Straight Axle, 1020 Straight Axle 48"-80", 1520 Straight Axle 48"-80", 1530 Straight Axle with 38" Rear Tires, 2020 Straight Axle 48"-80", 2030 Straight Axle 48"-80", 2140 S/N -349999 Straight Axle, 2240 S/N -349999 Straight Axle with 38" Rear Tires, 2640 Straight Axle 53"-79"	\$95.00


**Order No: WN-AR68818**

Description	Retail
 Tie Rod, Complete, Drag Link Applications: 1020, 1520, 1530, 2040, 2240, 300, 301, 310, 820, 830 Features: A= 35.781", B= 1", 820 3 Cyl, 830 3 Cyl	\$85.00


**Order No: WN-AR91711**

Description	Retail
 Drag Link Assembly Applications: 2020, 2030, 2440, 2630, 2640, 401 Features: A= 40.75", B= 1.062" Ball Joint Ends Are Rotated 90 Degrees 2640 S/N -340999	\$65.00


**Order No: WN-AT19823**

Description	Retail
 Tie Rod Complete Applications: 1020, 1520, 2030, 300, 300B, 301A, 302, 302A, 310, 380, 400, 401, 401B, 401C, 480, 480A, 480B Features: For Fixed Front Axles (All w/ Fixed Front Axles: 1020, 1520, 2030, 300, 300B, 301A, 302, 302A, 310, 380, 400, 401, 401B, 401C, 480, 480A, 480B)	\$90.00


**Order No: WN-AT20943**

Description	Retail
 Tie Rod End Applications: 1020, 1520, 2020, 300, 400 Features: A=12.500", B=.750", 11 Notches 1020, 1520, 2020 All w/ Swept Back Adj Axle 48"-78"	\$35.00

**Order No: WN-AT23885**


Description	Retail
 Tie Rod, Outer Applications: 1020, 1040, 1120, 1140, 1530, 2020, 2030, 2040, 2150, 2240, 2255, 2440, 2630, 2640, 300, 301, 301a, 302, 400, 401, 401b, 830, 840, 930, 940 Features: A= 12.25", B= 0.781", 11 Notches 830 3Cyl	\$30.00

**Order No: WN-AT27130**


Description	Retail
 Tie Rod, Inner Applications: 1020, 1030, 1040, 1120, 1130, 1140, 1520, 1530, 1630, 1640, 1641F, 1840, 2020, 2030, 2040, 2120, 2150, 2240, 2255, 2440, 2630, 2640, 301A, 820	\$35.00

Features: 5", 1.125" ID Thread


**Order No: WN-AT27134**

Description	Retail
 Tie Rod End Applications: 301, 401, 840, 940, 1020, 1030, 1040, 1120, 1130, 1140, 1520, 1530, 1630, 1640, 2020, 2030, 2120, 2240, 2440, 2630, 2640 Features: 14.509" Long, 0.781" Diameter, 13 Notches	\$35.00


**Order No: WN-M2301T**

Description	Retail
 Tie Rod, Clamp Applications: 5010, JD500, JD600, 5020, 6030, 4230, 4430, 4630, 4040, 4240, 4440, 4640, 4650, 4555, 4755, 7600, 7700, 7800, 4560, 4760, 7200, 7400, 7210, 7410, 7510, 7610, 7710, 7810, 2750, 2755, 2355, 2555, 7330, 7130, 7230, 6140R, 6150R, 6150RH, 6150M, 6170M, 6145R, 6155R, 6155RH, 7220, 7320 Features: 7420, 7520, 6145M, 6155M, 6145R, 6155R, 6155RH, 6620, 7720 All w/ Adjustable Rear Axle, 8820, 9600, CTS, 9660, 9560, 9560SH, 310, 310A, 310B, 401D, 610, 480C, 500, 500A, 500B, 500C, 510, 600, 700A, 760, 760A, 9940, 9950, 9965, 9960	\$6.00


**Order No: WN-R28024**

Description	Retail
 Tie Rod, Clamp, Wedge Block Applications: 2510, 2520, 3010, 3020, 3300, 4000, 4020, 4230, 4240, 4320, 4400, 4420, 4430, 4440, 4555, 4560, 4630, 4755, 4760, 4955, 6600, 6620, 7700, 7720 Features: 4 Used, Comes as Pack of 2 Priced each	\$2.15

**Order No: WN-T22945**


Description	Retail
 Tie Rod Tube Applications: 300, 400, 1020, 1520, 2020 Features: A= 11.25" Long, B= 0.758" ID (300, 400, All w/ Swept Back Axle), (1020, 1520, 2020, All w/ Swept Back Adj Axle 48"-78")	\$62.57

**Order No: WN-T22948**

Description	Retail
 Tie Rod Tube Applications: 1020, 1520, 2030, 300, 300B, 301A, 302, 302A, 310, 380, 400, 401, 401B, 401C, 480, 480A, 480B Features: 14.44" Long 1020, 1520, 2030, 300, 300B, 301A, 302, 302A, 310, 380, 400, 401, 401B, 401C, 480, 480A, 480B All w/ Fixed Front Axles	\$25.00

**Steering Pumps, Motors, Gear Boxes, etc.: Power Steering Cylinders & Related**

**Order No: WN-D4NN3A540A**

Description	Retail
 Power Steering Cylinder Applications: 301, 611, 621, 631, 641, 651, 661, 671, 681, 801, 811, 821, 841, 851, 861, 871, 881, 2000, 2110, 2310, 2600, 2610, 2810, 2910, 3000, 3600, 3610, 3900, 3910, 4000, 4000SU, 4100, 4110, 4600, 4600SU, 4610, 4610SU, 230A, 231, 234, 334, 335, 530A, 531, 532 Features: Cylinder with Base Ball Joint End Rod Diameter: 5/8"; Thread: 7/16"; Female inverted flare adapter; For use as left hand or right hand side; Do not mix rod sizes on tractor	\$235.00


**Steering Pumps, Motors, Gear Boxes, etc.: Power Steering Motors & Related**

**Order No: WN-AT176926**


**Industrial: 2 Wheel Drive Front Axle and Steering**  
**Steering Pumps, Motors, Gear Boxes, etc.: Power Steering Motors & Related**  
**Order No: WN-AT176926**

Description	Retail
Steering Motor, Complete Applications: 401B	\$625.00


**Steering Pumps, Motors, Gear Boxes, etc.: Power Steering Parts**  
**Order No: WN-7315X08**

Description	Retail
 Hose Fitting, Straight Applications: 2350, 2355, 2550, 2555, 2750, 2755, 2940, 2950, 2955, 3040, 3140, 9920, 7440, 9920, JD760A, JD310, 410, 310A, 310B, 570B Features: For WN-AT176906 & WN-AT61108 Steering Hand Pumps	\$13.75

**Order No: WN-7515X08**

Description	Retail
 Hose Fitting, 90 Degree Applications: 2350, 2355, 2550, 2555, 2750, 2755, 2940, 2950, 2955, 3040, 3140, 9920, 7440, 9920, JD760A, JD310, 410, 310A, 310B, 570B Features: For WN-AT176906 & WN-AT61108 Steering Hand Pumps	\$34.00


**Steering Pumps, Motors, Gear Boxes, etc.: Power Steering Pumps & Related**  
**Order No: WN-AT176906**

Description	Retail
 Steering Hand Pump Applications: 2350, 2355, 2550, 2555, 2750, 2755, 2940, 2950, 2955, 3040, 3140, 9920, 7440, 9920, JD760A, JD310, 410, 310A, 310B, 570B Features: For 2WD Tractors, Has SAE Threads If the hoses on your machine connect directly to this pump, you will need fittings WN-7315X08 (Straight) and/or WN-7515X08 (90 degree). If your hoses connect to valve stack AL34783 (AL34848), then no fittings are needed.	\$495.00


**Industrial: Belts**  
**Belts: All Belts**  
**Order No: WN-R97758**

Description	Retail
Wedge Belt Applications: 820, 830, 1020, 1520, 1530, 2020, 2030, 2040, 2270, 2280, 2420, 2440, 2250, 2270, 2320, 2420, 301A, 302, 302A, 401 Features: LP Length 49" OC Length 49.64" 820 S/N 75345-, 2030 Diesel, 2040 S/N -349999	\$17.48

**Industrial: Body & Sheet Metal**  
**Sheet Metal: Battery Boxes**  
**Order No: WN-AR40207**

Description	Retail
 Battery Box Applications: 500A, 2510, 2520, 3010, 3020, 4000, 4010, 4020, 4320, 4520, 4620 Features: RH, Universal Mounting Brackets 3020 S/N 123000-, 4020 S/N 201000-	\$60.00


**Order No: WN-AR40208**

Description	Retail
 Battery Box Applications: 2510, 2520, 3010, 3010, 3020, 4000, 4010, 4020, 4320, 4520, 4620, 500A, 500 Features: LH, Universal Mounting Brackets 3010 Row Crop S/N 001000-, 3010 Standard S/N	\$60.00


019800-, 3020, 4000 S/N 201000-  
**Order No: WN-R40423**

Description	Retail
Battery Box, Clamp Applications: 2510, 2520, 3020, 4000, 4020, 4520, 4620, 500A, 500B, 510 Features: Use w/ AR70207, AR40208, AR40209, AR40210, AR40673 & AR40674	\$11.21


**Sheet Metal: Covers & Shields**  
**Order No: WN-AT20761**

Description	Retail
 PTO Shield Applications: 1020, 2020, JD300, JD400, 1520, JD301, JD401, 2030, 2630, 300B, 301A, 401B, 401C, 302, 302A, 2440, 2640, 820, 830, 1530, 300B, 301A, 401B, 401C, 302, 302A, JD301, JD401	\$48.00


**Sheet Metal: Fenders**  
**Order No: WN-AL28584**

Description	Retail
 Fender Right Side Applications: 300, 301, 400, 401, 480, 820, 830, 920, 930, 940, 1020, 1030, 1130, 1630, 1830, 2030, 2130, 1040, 1140, 1520, 1530, 1550, 1640, 1750, 1840, 1850, 1950, 2020, 2040, 2140, 2150, 2155, 2240, 2255, 2350, 2355, 2355N, 2440, 2550, 2555, 2630, 2640, 2650, 2650N, 2750, 2755, 2850, 2855, 2855N Features: Less Bolts, Clam Shell Style (1030, 1130, 1630, 1830, 2030, 2130, All S/N 307101-)	\$124.00


**Order No: WN-AL28585**

Description	Retail
 Fender Left Side Applications: 300, 301, 400, 401, 480, 820, 830, 920, 930, 940, 1020, 1030, 1130, 1630, 1830, 2030, 2130, , 1040, 1140, 1520, 1530, 1550, 1640, 1750, 1840, 1850, 1950, 2020, 2040, 2140, 2155, 2240, 2255, 2350, 2355, 2355N, 2440, 2550, 2555, 2630, 2640, 2650, 2650N, 2750, 2755, 2850, 2855, 2855N Features: Less Bolts, Clam Shell Style (1030, 1130, 1630, 1830, 2030, 2130, All S/N 307101-)	\$124.00


**Order No: WN-R20759**

Description	Retail
 Fender, Grommet Applications: 530, 630, 730, 820, 830, 920, 930, 1020, 2010, 2020, 2030, 2130, 2440, 2510, 2520, 2630, 2640, 2840, 2940, 3010, 3020, 4000, 4010, 4030, 4040, 4040S, 4050, 4055, 4230, 4240, 4430, 4440, 4555, 4630, 4640, 4650, 4755, 4840, 4850, 4955, 4960, 5010, 5020, 6030, 21206, 21256, 21456 Features: For Fenders With Hand Hold Fits John Deere Harvester(s) 484, 3940, 3950, 3955, 3960, 3970, 3975, 5200, 5400, 5440, 5460, 6650, 6750, 6850, 6950, 7440, 7445, 7450, 7460, 7700, 7800 Fits John Deere Sprayer(s) 6100, 6500, 6700	\$5.25

**Sheet Metal: Side Panels**  
**Order No: WN-AR40584**

Description	Retail
 Control Panel Cover Applications: JD600, 4520, 3020, 4000, 4020, JD500, JD500A, 4320, 4620, 7020, 500C, 7520, 510 Features: RH Side	\$79.00

**Order No: WN-AR40585**

Description	Retail
 Control Panel Cover Applications: JD600, 4520, 3020, 4000, 4020,	\$79.00

John Deere®

**Industrial: Body & Sheet Metal**

**Sheet Metal: Side Panels**

**Order No: WN-AR40585**

JD500, JD500A, 4320, 4620, 7020, 500C, 7520, 510  
Features: LH Side

**Order No: WN-AR40777**

Description	Retail
Panel, Side, RH Rear Applications: 3020, 500A, 500B Features: 3020 S/N 123000-, 500A S/N 123114-152141	\$75.00

**Order No: WN-AR40778**

Description	Retail
Panel, Side, LH Rear Applications: 3020, 500A, 500B Features: 3020 s/n 123000-, 500A s/n 123114-152141	\$76.00

**Order No: WN-AR53645**

Description	Retail
Panel, Rear, Engine Applications: 5010, 5020, 700 Features: Right Side, For Tractors Without Cab DOES NOT FIT JD 6030 TRACTORS. Mistake by JD in using the same part number. They are NOT THE SAME PART. 700 Industrial	\$187.00

**Order No: WN-AR53646**

Description	Retail
Panel, Rear, Engine Applications: 5010, 5020, 700 Features: Left Side, For Tractors Without Cab DOES NOT FIT JD 6030 TRACTORS. Mistake by JD in using the same part number. They are NOT THE SAME PART. 700 Industrial	\$307.00

**Sheet Metal: Side Screens**

**Order No: WN-AR72950**

Description	Retail
Screen, Side Applications: 300B, 301B, 1020, 1520, 1830, 2020, 2030, 2440, 2630, 2640 Features: 17" x 17" 2440 S/N -340999, 2640 S/N -340999	\$62.00

**Order No: WN-R26858**

Description	Retail
Side Screen Spring Applications: 510, 820, 830, 940, 1010, 1020, 1030, 1040, 1120, 1130, 1140, 1520, 1630, 1830, 2020, 2030, 2040, 2130, 2440, 2510, 2520, 2630, 2640, 2840, 2940, 3010, 3020, 3030, 3130, 4000, 4010, 4020, 5010, 5020, 6030, 7020, 8650, 8850, 300, 300B, 301, 301A, 302, 302A, 310, 310A, 310B, 400, 401, 401A Features: Right or Left Side, 11.87" Long 4000 (s/n 201000-later), 8650 (s/n 004598-later), 8850 (s/n 005182-earlier), Construction and Industrial Applications: 401B, 401C, 401D, 410, 500 (SERIES B), 500C, 600 Fits John Deere Sprayer(s) 6100, 6500, 6700	\$4.60

**Order No: WN-R35769**

Description	Retail
Side Screen Spring Applications: 700, 700A, 4030, 4040, 4040S, 4230, 4240, 4240S, 4430, 4440, 4520, 4620, 4630, 4640, 4840, 5010, 5020, 6030, 7020, 7520, 8430, 8440, 8450, 8630, 8640, 8650 Features: 8430 Year 1974-1981, 8450 S/N -003126, 8650 S/N -004597	\$6.00

**Industrial: Brakes**

**Brakes: Brake Related Parts**

**Order No: WN-R708**

Description	Retail
Brake Pad Rivets Applications: 440, 500, 510, 540, 540B, 544A, 570, 570A, 600, 640, 644, 646, 646B, 646C, 740, 743, 743A, 762, 762A, 510, 2510, 2520, 3020, 4000, 4020, 4030, 4040, 4050, 4230, 4240, 4250, 4320, 4430, 4440, 4450, 4520, 4620, 4630, 4640, 4650, 4840, 4850, 7020, 7520, 8430, 8440, 8450, 8640, 8650, 8850 Features: 18 Rivets per Package, Priced per Rivet, 0.182" x 1.171" Additional Industrial Models: 440A, 440B, 444C, 444CH	\$0.32

**Brakes: Discs & Plates**

**Order No: WN-R61712**

Description	Retail
Brake Center Plate Applications: 744, 4520, 4620, 4630, 4640, 4650, 7020, 7520, 8430, 8440, 8450, 8630, 8640 Features: 17" Diameter, 14 Teeth Use with R57614 or R63911 Shaft	\$105.28

**Order No: WN-R78430**

Description	Retail
Brake Center Plate Applications: 570, 570A, 644, 644A, 644B, 646, 646B, 4000, 4020, 4230, 4320, 4430 Features: 15" Diameter, 15 Teeth, Use with Sunshaft R45779, R33431, Cen 4230 S/N 015452-, 4430 S/N -21269, 644B S/N 339877-, 646 S/N -223644, 646B S/N -223644	\$99.42

**Brakes: Shoes & Pads**

**Order No: WN-AT176621**

Description	Retail
Brake Band Applications: 1030, 1040, 1040V, 1130, 1140, 1140F, 1140V, 1350, 1550, 1630, 1640, 1640F, 1641, 1641F, 1750, 1750V, 1840, 1840F, 1850, 1850N, 1850V, 1950, 1950N, 2030, 2040, 2040F, 2040S, 2130, 2140, 2141, 2150, 2155, 2250, 2250F, 2251, 2255, 2350, 2351, 2355, 2355N, 2450, 2450F, 2541, 2550, 2555 Features: Additional Models: 2640 S/N 341000-, 2650, 2650F, 2650N, 2651, 2750, 2755, 2850, 2855N, 830 (3 cylinder), 840, 930, 940, 940V, 210C, 300, 300B, 300D, 301, 301A, 302, 302A, 310, 310a, 310B, 310C, 310D, 315C, 315D, 401, 401B, 401C, 401D, 410, 410B, 410C, 410D, 415B, 480C, 510B, 510C, 510D, 515B	\$131.50

**Order No: WN-R110464**

Description	Retail
Brake Pad Applications: 4000, 4010, 4020, 4040, 4050, 4230, 4240, 4250, 4320, 4430, 4440, 4450, 4520, 4620, 4630, 4640, 4650, 4840, 4850, 5010, 5020, 6030, 7020, 7520, 8430, 8440, 8450, 8630, 8640, 8650, 8850, 570, 570A, 600, 644A, 644B, 646, 646B, 700, 740, 740A, 762, 762A Features: 3" x 7" Pad with Steel Center Plate	\$15.00


**Order No: WN-R111122**

Description	Retail
Brake, Pad Applications: 2510, 2520, 3010, 3020, 4000, 4020, 4030, 4040, 4050, 4230, 4240, 4250, 4320, 4430, 4440, 4450, 500, 500A, 500B, 500C, 540A, 544, 9940, 9950 Features: 2-1/2" x 6-1/2" Pad, With Steel Center Plate	\$14.50


**Industrial: Brakes**

**Brakes: Valves**

Order No: **WN-AR31946**

Description	Retail
 Brake Valve Overhaul Kit Applications: 500, 500A, 500B, 500C, 510, 540A, 570, 570A, 600, 670, 670A, 672A, 700A, 760, 760A, 770A, 772A, 2510, 2520, 3010, 3020, 4000, 4010, 4020, 4030, 4040, 4050, 4055, 4230, 4240, 4250, 4255, 4320, 4430, 4440, 4450, 4455, 4520, 4555, 4560, 4620, 4630, 4640, 4650, 4755, 4760, 4840, 4850, 4955 Features: Additional Models: 4960, 5010, 5020, 6030, 7020, 7520, 8430 (Model Year 1974-1981), 8440, 8450, 8630, 8640, 8650, 8850	\$31.47


Order No: **WN-AR39901**

Description	Retail
 Valve, Brake Operating Boot Assembly, Kit Applications: 3010, 3020, 4010, 4020, 5010, 500, 600 Features: Incl. Nut, Rod, Spring, Sleeve, Stop, Retainer, Boot. 2 Req. 3020 S/N -122999, 4020 S/N -200999	\$56.25

**Industrial: Cooling System**


**Fan: Fans**

Order No: **WN-AT170040**

Description	Retail
 Radiator, Fan Applications: 2630, 210C, 310A, 310B, 401B, 401C, 401D, 410, 480A, 480B, 480C, 482C, 570, 570A Features: 7 Blades, 18" Diameter, 8 Mounting Holes on 1" Centers	\$87.24


**Intercooler: Assemblies**

Order No: **WN-AT406231**


Description	Retail
 Cooler, Air to Air Applications: 318D, 320D, 323D, 326D, 328D, 332D, 333D, 319D, 329D	\$595.00

**Oil Coolers: Engine Oil Cooler**


Order No: **WN-AL71285**

Description	Retail
 Oil Cooler Applications: 830, 930, 940, 1020, 1030, 1040, 1120, 1130, 1140, 1520, 1530, 1550, 1630, 1750, 1830, 1850, 2020, 2030, 2120, 2150, 2155, 2055, 2240, 2255, 2355N, 2440, 2630, 2640, 300, 301, 301A, 302, 302A, 400, 401, 401B, 401C, 401D, 480	\$295.00

Order No: **WN-AT25038**


Description	Retail
 Cooler, Oil Applications: 6600, 6602, 6620, 6622, 7700, 7720, 8820, 9500, 9600, 9940, 9950, 9960, 9965, 5200, 5400, 5440, 5460, 5720, 5730, 4040, 4055, 4240, 4250, 4255 Features: 12 Plate	\$247.00

Order No: **WN-RE36367**


Description	Retail
 Oil Cooler Applications: 7700, 7800, 8100, 8200, 8300, 8560, 8570, 9500, 9500SH, 9600, 9960, 9965, 9970, 644G, 770B, 772B, 792DLC, 850C, 892ELC Features: With Gaskets R128557 & R128558 8560 Eng S/N 500000-	\$379.26

**Oil Coolers: Hydraulic Oil Cooler**

Order No: **WN-AT349656**

Description	Retail
 Cooler, Hydraulic Applications: 315SJ, 310J, 310SJ, 410J, 210LJ, 325J, 315SJ, 215K, 310K, 310SK, 315SK, 325SK, 325K, 310K, 310L, 310SL, 315SL, 325SL, 210K, 210L	\$250.00

Order No: **WN-RE201108**


Description	Retail
 Hydraulic Oil Cooler Applications: 7710, 7810, 315SJ, 310J, 310SJ, 410J, 325J	\$295.00

**Radiator: Hoses**


Order No: **WN-R26472**

Description	Retail
Radiator Hose Bottom Applications: 500, 500A, 500B, 500C, 510, 600, 3010, 3020, 4000, 4010, 4020 Features: A = 1.937" I.D., B = 2.187" I.D. 4020 w/o A/C	\$12.04

Order No: **WN-R26475**

Description	Retail
 Radiator, Hose, Top Applications: 500, 500A, 500B, 500C, 510, 600, 3010, 3020, 4000, 4010, 4020 Features: A = 2" I.D. 4020 ALL w/o A/C, 4020 S/N 201000- with A/C	\$11.42

Order No: **WN-R50402**

Description	Retail
 Oil Cooler Hose Applications: 8820, 9940, 9950, 5200, 5400, 5440, 5720, 5730, 644C, 646C, 740, 740A, 743, 743A, 762A, 762B, 770A, 770AH, 770B, 770BH, 772A, 772AH, 772B, 772BH, 790, 790D, 792, 793D, 850B, 892DLC, 4320, 4520, 4620, 4630, 4640, 4650, 4840, 4850, 7020, 8430, 8440, 8450 Features: Water Manifold/Lower Engine Oil Cooler, 5.3" Length, .867" ID 4520 Engine S/N 303519-, 8430 Years 1974-1981	\$10.10

Order No: **WN-R53231**

Description	Retail
Radiator, Hose Applications: 4040, 4230, 5020, 6030, 700A, 760A Features: Upper, 2.00" ID 4040 With or w/Out AC, 4230 Gas or Diesel, With or w/out AC	\$18.32

Order No: **WN-T22496**

Description	Retail
Upper Radiator Hose Applications: 300B, 301A, 302, 302A, 380, 400, 401, 401B, 401C, 480, 480A, 480B, 440, 440A, 440B, 1520, 2020, 2030 Features: 1.5" Inside Diameter	\$13.26

Order No: **WN-T23533**

Description	Retail
Radiator, Hose, Upper Applications: 1520, 2020, 2030, 2120, 2130, 2440, 300B, 301A, 302, 02A, 380, 400, 401, 401B, 401C, 440, 440A, 440B, 480, 480A, 480B Features: 1-1/2" I.D. 1520 Diesel, 2020 Diesel,	\$11.71

Order No: **WN-T68579**

Description	Retail
Radiator, Hose, Upper Applications: 300D, 310C, 310D, 315C, 315D, 410B, 410C, 410D, 415B, 510B, 510C, 510D, 515B, 610B, 610C, 710B, 710C, 710D Features: A - 2.00", B - 1.92"	\$22.39

Order No: **WN-TY22409**

**Industrial: Cooling System**

**Radiator: Hoses**

**Order No: WN-TY22409**

Description	Retail
Radiator, Hose, Upper Applications: 480A, 480B, 2440, 2510 Features: 1.5" I.D. 2440 S/N 305415-	\$8.10

**Radiator: Radiators, Cores, & Tanks**

**Order No: WN-AL25255**



Description	Retail
Radiator Applications: 300B, 301A, 302, 302A, 400, 401, 401B, 401C, 480, 1520, 1830, 2020, 2030, 2120, 2130, 2440, 2630, 2640 Features: 20" H x 14" W, 5 Rows (2020, 2030, All European), 2440 S/N -340999, 2640 S/N -340999	\$295.00

**Order No: WN-AR65715**



Description	Retail
Radiator Applications: 1520, 1830, 2020, 2030, 2120, 2130, 2440, 2640, 2630, 300B, 301A, 302, 302A, 400, 401, 401B, 401C, 480 Features: 20" H x 14" W, 5 Rows 1520 w/Hi-Lo Shift or Reverser, (2020, 2030, All USA), (2440, 2640, All w/ S/N -340999), (2020, 2030, All European)	\$298.00

**Order No: WN-AT48171**



Description	Retail
Radiator Applications: 300B, 302A, 401, 401B, 401C, 480A, 480B Features: 18 1/2" W, 20 1/16" H, 3 Rows of Tubes, 8 Fins per Inch	\$364.58

**Radiator: Related Parts**

**Order No: WN-AT173610**



Description	Retail
Radiator Cap Applications: S560, S690, 9560, 9660, 9760, 9770, 9660STS, 9670STS, 9560STS, 9770, 110, 120, 160, 200, 210, 230, 240, 250, 260, 270, 280, 300, 310, 315, 330, 335, 350, 360D, 370, 400, 410, 430, 435, 437, 444, 444H, 450, 455, 460, 485, 486, 488, 530B, 318D, 320D, 323D, 326D, 328D, 332D, 333D, 319D, 329D Features: Additional Industrial Models: 535, 540, 544, 548, 550, 555, 560D, 608, 624, 640, 643, 644, 648, 650, 653, 670, 672, 690, 700, 703, 710, 710D S/N 841759-, 724, 740, 744, 748, 750, 753, 759, 762, 770, 772, 824, 840, 843, 844, 848H, 850, 853, 862, 870, 872, 900, 903, 909, 950, 953, 959, 2054, 2554, 3554	\$12.00

**Thermostats: Gaskets**

**Order No: WN-R124607**



Description	Retail
Thermostat Cover Gasket Applications: CTS, CTS II, 6600, 6620, 6622, 7720, 9500, 9510, 9510SH, 9550, 9550SH, 9560, 9560STS, 9600, 9610, 9640I WTS, 9640WTS, 9650, 9650CTS, 9650STS, 9660, 9660CTS, 9660I WTS, 9660STS, 9660WTS, 9680I WTS, 9680WTS, 9750STS, 9760STS, 9780CTS, 9940, 9950, 9960, 9965, 9970, 9976, 9986 Features: 9996, 5200, 5400, 5440, 5460, 6610, 6650, 6710, 6750, 6810, 6850, 6910, 6950, 330LCR, 560D, 640E, 643J, 644C, 644D, 644E, 644G, 644H, 646C, 670C, 670CH, 670D, 672CH, 672D, 690B, 690C, 693C, 724J, 740A, 740G, 743, 743A, 750C, 750CII, 762B, 770B, 770C, 770CH, 770D, 772B, 772CH, 772D, 790,	\$4.75

790D, 792, 792DLC, 793D, 843J, 850B, 850C, 850C II, 870D, 872D, 892DLC, 892ELC, 4050, 4055, 4240, 4250, 4255, 4320, 4430, 4440, 4450, 4455, 4520, 4555, 4560, 4620, 4630, 4640, 4650, 4755, 4760, 4840, 4850, 4955, 4960, 6320, 6420, 6420S, 6520, 6620, 6820, 6920, 6920S, 7020, 7220, 7320, 7420, 7520, 7700, 7710, 7720, 7800, 7810, 7820, 8100, 8100T, 8110 S/N 094783, 8110T S/N -094783, 8120, 8120T, 8200, 8200T, 8210 S/N -094783, 8210T S/N -094783, 8220, 8220T, 8300, 8300T, 8310 S/N -094783, 8310T S/N -094783, 8320, 8320T, 8400, 8400T, 8410 S/N -094783, 8410T S/N -094783, 8420, 8420T, 8430 Years 1974-1981, 8440, 8450, 8520, 8520T, 8560, 8570, 8650, 9100, 9120

**Order No: WN-R54638**

Description	Retail
Thermostat Gasket Applications: 1170, 4420, 9400, 9410, 9450, 2030, 2440, 2520, 2630, 2640, 2940, 3030, 3130, 4030, 4050, 550	\$1.82

**Order No: WN-R54641**



Description	Retail
Thermostat Housing Gasket Applications: 1055, 1065, 1068H, 1072, 1075, 1157, 1158, 1166, 1174, 1177, 4400, 4420, 4425, 4435, 6600, 9400, 955, 965, 965H, 968H, 975, 985, 2030, 2440, 2520, 2630, 2640, 2840, 2940, 2950, 2955, 3030, 3040, 3055, 3120, 3130, 3140, 3150, 3155, 3255, 3640, 4060, 4050, 5200, 5300, 5400, 5400N, 5500 Features: Housing to Head, Pack of 2, Priced Each 9400 s/n -701275, 986 s/n -403755, 210C, 290D, 315C, 482C, 490E, 495D, 590D, 595D, AND , and 70D s/n 300000-, 544, and 544A s/n 188890-, 653E s/n -713455, 710D s/n -713822, 750C s/n -715497, 755B s/n -208367, 790ELC s/n -704568, 3030 and 3130 s/n - 235169, 5200, 5300, 5400, 5400N, 5500, and 5500N s/n -202231, 7500 s/n -1336, 9900, 9910, 9920, 9930, 190E, 210C, 290D, 300D, 310C, 310D, 315C, 315D, 344E, 410C, 410D, 444, 444C, 444CH, 444D, 444E, 444G, 450E, 455E, 482C, 490D, 490E, 493D, 495D, 510C, 510D, 544, 544A, 544B, 544C, 544D, 544E, 544G, 570, 570A, 570B, 590D, 595, 595D, 610C, 624E, 624G, 640, 643, 643D, 653E, 655, 655B, 670, 670A, 670B, 672B, 690D, 690DR, 690ELC, 70D, 710B, 710C, 710D, 750, 750B, 750C, 755, 755A, 755B, 790ELC, 6000, 6100, 6500, 6600, 5500N, 6200, 6200L, 6300, 6300L, 6400, 6400L, 6500, 6500L, 7200, 7400, 7500, 7600	\$1.15

**Order No: WN-T20219**

Description	Retail
Thermostat Housing Gasket Applications: 1020, 1030, 1120, 1130, 1520, 1530, 1630, 1830, 2020, 2030, 2040, 2120, 2130, 2150, 2155, 2240, 2255, 2350, 2355, 235N, 2440, 2510, 2520, 2550, 2555, 2630, 2640, 2750, 2755, 2855N, 820, 830, 920, 930 Features: Package of 5, Priced Individually	\$1.10

**Thermostats: Thermostats**

**Order No: WN-11C16**



Description	Retail
Thermostat Applications: 300, 301, 301A, 302, 400, 401, 401D, 410B, 3300, 2320, 2420, 830, 930, 1020, 1120, 1350, 1550, 1630, 1750, 1830, 1850, 1850N, 1950, 1950N, 2020, 2030, 2120, 2520, 6010, 6110, 6210, 6320, 6410, 6420, 6510, 6610, 6620, 6810, 6820, 6910, 6920, 7400, 7600 Features: 180 Degree 6010 S/N -575237, 6110	\$8.86

**Industrial: Cooling System**

**Thermostats: Thermostats**

**Order No: WN-11C16**

S/N -575555, 6520 S/N -599999, 6620 S/N -799999

**Order No: WN-AR77411**



Description	Retail
Thermostat Applications: 4400, 4420, 6600, 955, 9900, 484, 544, 544A, 570, 570A, 644, 644A, 540, 540A, 4030, 4520 Features: 195 Degrees 955 Eng. S/N -235169, (644, 644A both S/N -164553), 4520 S/N -303518	\$66.00

**Order No: WN-R36846**



Description	Retail
Thermostat 1800 Degree Applications: 50, 60, 70, 80, 520, 530, 620, 630, 720, 730, 3010, 3020, 4000, 4010, 4020, 4040, 4230, 4240, 4440, 5010, 5020, 6030, 500 Features: 180 Degrees 620 (gas), 630 (gas), 720 (diesel), 730 (diesel), 70 (diesel),	\$11.86

**Water Pump & Manifolds: Gaskets**

**Order No: WN-R50410**



Description	Retail
Gasket, Water Pump Applications: 6600, 6602, 6620, 6622, 7700, 7720, 8820, 4040, 4230, 4430, 4630, 7020, 5200, 5400, 690B, 693B Features: 7020 S/N 335846-	\$4.07

**Order No: WN-T20243**

Description	Retail
Water Pump Gasket Applications: 1032, 1042, 1052, 1055, 1065, 1068H, 1072, 1075, 1133, 1144, 155, 1157, 1158, 1166, 1174, 1177, 2054, 3300, 4400, 4420, 4425, 4435, 6600, 925, 965, 965H, 968H, 975, 985, 544B, 550B, 550A, 555, 555A, 555B, 2040, 2150, 2155, 2240, 2255, 2350, 2355, 2550, 2555, 2630, 2640, 2750, 2755, 2855 Features: Package of 2, Priced Individually 985 SN -403755, 2040 SN 350000-, 2150 SN -705045, 2155 SN -743474, 2240 SN 350000-, 2855N, 4030 SN 278123-, 5500 5500N	\$1.15

**Water Pump & Manifolds: Pulleys**

**Order No: WN-R52592**

Description	Retail
Pump, Pulley, Water Applications: 4240, 4240S, 4350, 4430, 4440, 4630, 7020, 5200, 5400, 5440, 690B, 693B Features: Double Groove, ID 1.506", OD 8.325" 7020 Eng. S/N 335846- W/ AC, 5200 Eng. S/N 335846-, 5400 Eng. S/N 335846-	\$63.58

**Order No: WN-RE170084**



Description	Retail
Belt Tensioner Applications: 9300T, 9400T, 7710, 7810, 8120, 8220, 8320, 8420, 8520, 8120T, 8220T, 8320T, 8420T, 8520T, 9220, 9320, 9420, 9520, 9620, 7720, 7820, 7920, 9320T, 9420T, 9520T, 9620T, 7200, 7400, 7210, 7410, 7510, 7610, 744H, 450CLC, 744J, 824J, 9970 Features: Accessory Drive	\$95.00

**Order No: WN-RE548027**



Description	Retail
Fan Belt Tensioner Pulley Applications: 200CLC, 230CLC, 120C, 270CLC, 160CLC, 444J, 544J, 344J, 310G, 310SG, 315SG, 750J, 350DLC, 710J, 755D, 624J,	\$59.00

315SJ, 700J, 750J, 444K, 524K, 544K, 624K, 644K, 310J, 310SJ, 410J, 325J, 315SJ, 450J, 550J, 650J, 755K, 850K, 250GLC, 290GLC, 350GLC, 850J, 550K, 650K, 700K, 750K, 210G  
Features: Industrial:210GLC, 160GLC, 130G, 210K, 310K, 310SK, 325K, 325SK, 410K, 710K, 605K, 344K, E300LC, E330LC, E360, 210G, 310GLC, 624K, 644K, 524K, 544K, 310L, 315SL, 325SL, 410L, 710L, 3200, 3400, 3800, 3215, 3220, 3415, 3420,  
Fan Belt Tensioner Pulley \$59.00  
Applications: 5410, 5510, 5510N, 5320N, 5420N, 5520N, 7500, 7405, 5415, 5415H, 5615, 5715, 5715HC, 5415, 5425N, 5725N, 6100D, 6110D, 6115D, 6125D, 6130D, 6140D, 5605, 5705, 6403, 6603, 5420, 5520, 5425, 5625, 5725, 5076E, 5076EL, 5076EF, 5082E, 5090E, 5090EL, 5090EH, 6110D, 6115D, 6130D  
Features: Combine: 9400, 9410, 9450, 9550, 9550SH, 9560, 9560SH, 9570STS, S660, S670, Skid Loader: 260, 270, 280, Windrower:4890, 4990, 4895, 4995, Sprayer: 6700, Cotton Pickers:7455, 7460, 9970

**Order No: WN-RE57498**



Description	Retail
Tensioner, Belt Applications: 8100, 8100T, 8110, 8110T, 8200, 8200T, 8210, 8210T, 8300, 8300T, 8310, 8310T, 8400, 8400T, 8410, 8410T, 644G, 750C, 850C, 6610, 6650, 7200	\$63.00

**Order No: WN-RE68715**



Description	Retail
Belt Tensioner Applications: 7600, 7700, 7800, 9100, 7710, 7810, 490E, 790ELC, 690ELC, 710D, 330LC, 330LCR, 9976, 9970, 9986, 4700, 4710, 9510, 9510SH, 9610, 9550, 9550SH, 9650, 9650CTS, 9660, 9660CTS	\$65.00

**Water Pump & Manifolds: Related Parts**

**Order No: WN-JD8643**



Description	Retail
Water Pump Shaft Bearing Applications: 1065, 1068H, 1072, 1075, 1075H4, 4425, 9400, 975, 975HY4, 985, 9910, 9920, 9930, 484, 7440, 7445, 300D, 310C, 310D, 315C, 315D, 340D, 344E, 444, 444E, 450G, 455G, 490E, 540A, 544, 544A, 544B, 550, 550A, 550B, 550G, 555, 555B, 555G, 640, 650G, 670, 670A, 670B, 672A, 672B, 690D, 690ELC Features: 1" Shaft, 1.875" OD, 2.750" Width, 7.130" Length Additional Models: 693D, 790E, 790ELC, 440C, 440D, 448D, 540, 540B, 540D, 548D, 2940, 6200, 6200L, 6300, 6300L, 6400, 6400L, 6500, 6500L, 7200, 7400, 7500, 7600	\$44.86

**Water Pump & Manifolds: Repair Kits**

**Order No: WN-RE62658**



Description	Retail
Water Pump Repair Kit Applications: 3300, 1020, 1520, 1530, 2020, 2030, 2040, 2140, 2240, 2440, 301A, 3210, 3300, 3400, 5105, 5200, 5205, 5210, 5220, 5300, 5300N, 5310, 5310N, 5320, 5320N, 5400, 5400N, 5410, 5410N, 820, 830, 400, 401, 440, 440A, 480, 4400, 8875 Features: Use With RE19944 Water Pump 2040 S/N -349999, 2240 S/N -349999	\$40.97

**Water Pump & Manifolds: Water Pumps**

**Order No: WN-AR65917**



Description	Retail
Water Pump Assembly Applications: 550, 550A, 550B, 555, 555A, 555B	\$813.74




<b>Industrial: Cooling System</b>					
<b>Water Pump &amp; Manifolds: Water Pumps</b>					
<b>Order No: WN-AR65965</b>					
	<table border="1"> <thead> <tr> <th>Description</th> <th>Retail</th> </tr> </thead> <tbody> <tr> <td>Water Pump Assembly Applications: 544B</td> <td>\$580.94</td> </tr> </tbody> </table>	Description	Retail	Water Pump Assembly Applications: 544B	\$580.94
Description	Retail				
Water Pump Assembly Applications: 544B	\$580.94				
<b>Order No: WN-AR74110</b>					
	<table border="1"> <thead> <tr> <th>Description</th> <th>Retail</th> </tr> </thead> <tbody> <tr> <td>Water Pump Applications: 9400, 340D, 440C, 440D, 448D, 540B, 540D, 548D, 640 Features: 9400 w/ 6068 Eng S/N 337246-701275</td> <td>\$295.00</td> </tr> </tbody> </table>	Description	Retail	Water Pump Applications: 9400, 340D, 440C, 440D, 448D, 540B, 540D, 548D, 640 Features: 9400 w/ 6068 Eng S/N 337246-701275	\$295.00
Description	Retail				
Water Pump Applications: 9400, 340D, 440C, 440D, 448D, 540B, 540D, 548D, 640 Features: 9400 w/ 6068 Eng S/N 337246-701275	\$295.00				
<b>Order No: WN-AR77142</b>					
	<table border="1"> <thead> <tr> <th>Description</th> <th>Retail</th> </tr> </thead> <tbody> <tr> <td>Water Pump Applications: 450G, 455G, 550G, 555G, 650G Features: (4-239, 4-276, 6-359, 6-414, All Power Engine), (555G, 650G, All ES/N -742459)</td> <td>\$476.11</td> </tr> </tbody> </table>	Description	Retail	Water Pump Applications: 450G, 455G, 550G, 555G, 650G Features: (4-239, 4-276, 6-359, 6-414, All Power Engine), (555G, 650G, All ES/N -742459)	\$476.11
Description	Retail				
Water Pump Applications: 450G, 455G, 550G, 555G, 650G Features: (4-239, 4-276, 6-359, 6-414, All Power Engine), (555G, 650G, All ES/N -742459)	\$476.11				
<b>Order No: WN-AT29618</b>					
	<table border="1"> <thead> <tr> <th>Description</th> <th>Retail</th> </tr> </thead> <tbody> <tr> <td>Water Pump Applications: 300, 300B, 301, 301A, 380, 400, 401, 440, 440A, 440B, 480, 1020, 1520, 2020 Features: With Press On Pulley 1020, 1520, 2020 (All Gas)</td> <td>\$202.69</td> </tr> </tbody> </table>	Description	Retail	Water Pump Applications: 300, 300B, 301, 301A, 380, 400, 401, 440, 440A, 440B, 480, 1020, 1520, 2020 Features: With Press On Pulley 1020, 1520, 2020 (All Gas)	\$202.69
Description	Retail				
Water Pump Applications: 300, 300B, 301, 301A, 380, 400, 401, 440, 440A, 440B, 480, 1020, 1520, 2020 Features: With Press On Pulley 1020, 1520, 2020 (All Gas)	\$202.69				
<b>Order No: WN-R29521</b>					
	<table border="1"> <thead> <tr> <th>Description</th> <th>Retail</th> </tr> </thead> <tbody> <tr> <td>Water Pump Applications: 210C, 310A, 310B, 350, 350B, 350C, 400G, 401B, 401C, 401D, 410, 450, 450B, 450C, 450D, 455D, 480A, 480B, 480C, 482C, 440, 440A, 440B, 2030, 2510, 2520 Features: W/O Cooler Tubes</td> <td>\$149.78</td> </tr> </tbody> </table>	Description	Retail	Water Pump Applications: 210C, 310A, 310B, 350, 350B, 350C, 400G, 401B, 401C, 401D, 410, 450, 450B, 450C, 450D, 455D, 480A, 480B, 480C, 482C, 440, 440A, 440B, 2030, 2510, 2520 Features: W/O Cooler Tubes	\$149.78
Description	Retail				
Water Pump Applications: 210C, 310A, 310B, 350, 350B, 350C, 400G, 401B, 401C, 401D, 410, 450, 450B, 450C, 450D, 455D, 480A, 480B, 480C, 482C, 440, 440A, 440B, 2030, 2510, 2520 Features: W/O Cooler Tubes	\$149.78				
<b>Order No: WN-RE19937</b>					
	<table border="1"> <thead> <tr> <th>Description</th> <th>Retail</th> </tr> </thead> <tbody> <tr> <td>Water Pump Assembly Applications: 9900, 484, 570, 570A, 570B</td> <td>\$370.17</td> </tr> </tbody> </table>	Description	Retail	Water Pump Assembly Applications: 9900, 484, 570, 570A, 570B	\$370.17
Description	Retail				
Water Pump Assembly Applications: 9900, 484, 570, 570A, 570B	\$370.17				
<b>Order No: WN-RE19944</b>					
	<table border="1"> <thead> <tr> <th>Description</th> <th>Retail</th> </tr> </thead> <tbody> <tr> <td>Water Pump Applications: 1020, 1520, 1530, 2020, 2030, 2440, 2040, 2240, 2280, 2420, 301A, 440, 820, 830 Features: (1020, 1520, 1530, 2020, 2030, 2440, All Diesel), (2040, 2240, All Diesel S/N -349999), (820, 830, All 3 Cyl Diesel Eng)</td> <td>\$130.00</td> </tr> </tbody> </table>	Description	Retail	Water Pump Applications: 1020, 1520, 1530, 2020, 2030, 2440, 2040, 2240, 2280, 2420, 301A, 440, 820, 830 Features: (1020, 1520, 1530, 2020, 2030, 2440, All Diesel), (2040, 2240, All Diesel S/N -349999), (820, 830, All 3 Cyl Diesel Eng)	\$130.00
Description	Retail				
Water Pump Applications: 1020, 1520, 1530, 2020, 2030, 2440, 2040, 2240, 2280, 2420, 301A, 440, 820, 830 Features: (1020, 1520, 1530, 2020, 2030, 2440, All Diesel), (2040, 2240, All Diesel S/N -349999), (820, 830, All 3 Cyl Diesel Eng)	\$130.00				
<b>Order No: WN-RE20023</b>					
	<table border="1"> <thead> <tr> <th>Description</th> <th>Retail</th> </tr> </thead> <tbody> <tr> <td>Water Pump Applications: 4430, 4630, 5200, 5400, 690B, 693B, 7020 Features: Pulley Not Included, Replaces casting R50408 5200 Forage Harvester, 5400 Forage Harvester, 7020 S/N 335846-</td> <td>\$175.00</td> </tr> </tbody> </table>	Description	Retail	Water Pump Applications: 4430, 4630, 5200, 5400, 690B, 693B, 7020 Features: Pulley Not Included, Replaces casting R50408 5200 Forage Harvester, 5400 Forage Harvester, 7020 S/N 335846-	\$175.00
Description	Retail				
Water Pump Applications: 4430, 4630, 5200, 5400, 690B, 693B, 7020 Features: Pulley Not Included, Replaces casting R50408 5200 Forage Harvester, 5400 Forage Harvester, 7020 S/N 335846-	\$175.00				
<b>Order No: WN-RE25043</b>					
	<table border="1"> <thead> <tr> <th>Description</th> <th>Retail</th> </tr> </thead> <tbody> <tr> <td>Water Pump Applications: 2030, 2510, 520, 210C, 2510, 301B, 310A, 310B, 350, 350B, 350C, 401C, 410, 480C, 350, 400G, 401B, 401D, 410, 440, 440A, 440B, 450, 450B, 450C, 450D, 455D, 480A, 480B, 480C, 482C Features: (2030, 2520, All Gas), 210C, (2510, 301B, 350B, 350C, 401C, 410, 480C, All Diesel)</td> <td>\$150.00</td> </tr> </tbody> </table>	Description	Retail	Water Pump Applications: 2030, 2510, 520, 210C, 2510, 301B, 310A, 310B, 350, 350B, 350C, 401C, 410, 480C, 350, 400G, 401B, 401D, 410, 440, 440A, 440B, 450, 450B, 450C, 450D, 455D, 480A, 480B, 480C, 482C Features: (2030, 2520, All Gas), 210C, (2510, 301B, 350B, 350C, 401C, 410, 480C, All Diesel)	\$150.00
Description	Retail				
Water Pump Applications: 2030, 2510, 520, 210C, 2510, 301B, 310A, 310B, 350, 350B, 350C, 401C, 410, 480C, 350, 400G, 401B, 401D, 410, 440, 440A, 440B, 450, 450B, 450C, 450D, 455D, 480A, 480B, 480C, 482C Features: (2030, 2520, All Gas), 210C, (2510, 301B, 350B, 350C, 401C, 410, 480C, All Diesel)	\$150.00				
<b>Order No: WN-RE31600</b>					


	<table border="1"> <thead> <tr> <th>Description</th> <th>Retail</th> </tr> </thead> <tbody> <tr> <td>Water Pump Applications: 2940, 2950, 2955, 3050, 3150, 3155, 3350, 3650, 300D, 310D, 315C, 315D Features: Includes Hub</td> <td>\$225.00</td> </tr> </tbody> </table>	Description	Retail	Water Pump Applications: 2940, 2950, 2955, 3050, 3150, 3155, 3350, 3650, 300D, 310D, 315C, 315D Features: Includes Hub	\$225.00
Description	Retail				
Water Pump Applications: 2940, 2950, 2955, 3050, 3150, 3155, 3350, 3650, 300D, 310D, 315C, 315D Features: Includes Hub	\$225.00				
<b>Order No: WN-RE505980</b>					
	<table border="1"> <thead> <tr> <th>Description</th> <th>Retail</th> </tr> </thead> <tbody> <tr> <td>Water Pump Applications: 7210, 7410, 7510, 7610, 7710, 7810, 7720, 7820, 7920, 6110, 6210, 6310, 6410, 6110L, 6210L, 6310L, 6410L, 6510L, 6310S, 6410S, 6510S, 6405, 9550, 9550SH, 9560, 9560SH, 6605, 6120, 6220, 6320, 6420, 6120L, 6320L, 6420L, 6215, 6415, 6615, 6715, 7430, 7330, 6230, 6330, 6430, 6505, 7130 Features: Fits John Deere Industrial(s) L512, L514, L524, L528, L534, LR612, LR614, TC44, TC54, TC62, 110, 120, 160, 200, 210, 230, 270, 310, 315, 324, 325, 330, 335, 344, 360D, 380, 410, 430, 435, 437, 444, 444H, 450, 455, 460, 485, 486, 488, 524, 540, 544, 548, 550, 555, 624, 640, 643, 648, 650, 653, 670, 672, 690, 700, 710, 710D, 740, 748, 750, 840, 843, 850, 3200, 3215, 3220, 3400, 3415, 3420, 3800, Fits John Deere Skid Steer Loader(s) 270, 280, Fits John Deere Sprayer(s) 4630, 4700, 4710, 4720, 6700</td> <td>\$110.00</td> </tr> </tbody> </table>	Description	Retail	Water Pump Applications: 7210, 7410, 7510, 7610, 7710, 7810, 7720, 7820, 7920, 6110, 6210, 6310, 6410, 6110L, 6210L, 6310L, 6410L, 6510L, 6310S, 6410S, 6510S, 6405, 9550, 9550SH, 9560, 9560SH, 6605, 6120, 6220, 6320, 6420, 6120L, 6320L, 6420L, 6215, 6415, 6615, 6715, 7430, 7330, 6230, 6330, 6430, 6505, 7130 Features: Fits John Deere Industrial(s) L512, L514, L524, L528, L534, LR612, LR614, TC44, TC54, TC62, 110, 120, 160, 200, 210, 230, 270, 310, 315, 324, 325, 330, 335, 344, 360D, 380, 410, 430, 435, 437, 444, 444H, 450, 455, 460, 485, 486, 488, 524, 540, 544, 548, 550, 555, 624, 640, 643, 648, 650, 653, 670, 672, 690, 700, 710, 710D, 740, 748, 750, 840, 843, 850, 3200, 3215, 3220, 3400, 3415, 3420, 3800, Fits John Deere Skid Steer Loader(s) 270, 280, Fits John Deere Sprayer(s) 4630, 4700, 4710, 4720, 6700	\$110.00
Description	Retail				
Water Pump Applications: 7210, 7410, 7510, 7610, 7710, 7810, 7720, 7820, 7920, 6110, 6210, 6310, 6410, 6110L, 6210L, 6310L, 6410L, 6510L, 6310S, 6410S, 6510S, 6405, 9550, 9550SH, 9560, 9560SH, 6605, 6120, 6220, 6320, 6420, 6120L, 6320L, 6420L, 6215, 6415, 6615, 6715, 7430, 7330, 6230, 6330, 6430, 6505, 7130 Features: Fits John Deere Industrial(s) L512, L514, L524, L528, L534, LR612, LR614, TC44, TC54, TC62, 110, 120, 160, 200, 210, 230, 270, 310, 315, 324, 325, 330, 335, 344, 360D, 380, 410, 430, 435, 437, 444, 444H, 450, 455, 460, 485, 486, 488, 524, 540, 544, 548, 550, 555, 624, 640, 643, 648, 650, 653, 670, 672, 690, 700, 710, 710D, 740, 748, 750, 840, 843, 850, 3200, 3215, 3220, 3400, 3415, 3420, 3800, Fits John Deere Skid Steer Loader(s) 270, 280, Fits John Deere Sprayer(s) 4630, 4700, 4710, 4720, 6700	\$110.00				
<b>Order No: WN-RE505981</b>					
	<table border="1"> <thead> <tr> <th>Description</th> <th>Retail</th> </tr> </thead> <tbody> <tr> <td>Water Pump Applications: 9400, 5083E, 5083EN, 5093E, 5093EN, 5101E, 5101EN, 5325N, 5415, 5415H, 5420, 5420N, I5625, 5705 Features: 9400 w/ 6068 Eng S/N 701276-Combine</td> <td>\$110.00</td> </tr> </tbody> </table>	Description	Retail	Water Pump Applications: 9400, 5083E, 5083EN, 5093E, 5093EN, 5101E, 5101EN, 5325N, 5415, 5415H, 5420, 5420N, I5625, 5705 Features: 9400 w/ 6068 Eng S/N 701276-Combine	\$110.00
Description	Retail				
Water Pump Applications: 9400, 5083E, 5083EN, 5093E, 5093EN, 5101E, 5101EN, 5325N, 5415, 5415H, 5420, 5420N, I5625, 5705 Features: 9400 w/ 6068 Eng S/N 701276-Combine	\$110.00				
<b>Order No: WN-RE545573</b>					
	<table border="1"> <thead> <tr> <th>Description</th> <th>Retail</th> </tr> </thead> <tbody> <tr> <td>Water Pump Applications: 5065M, 5075M, 5325N, 5225, 5325, 325, 328, 332, CT332, 326D, 328D, 332D, 333D, 329D, 324J, 4120, 4320, 4520, 4720, 313, 315, 318D, 320, 320D, CT315, CT322, 319D, 323D, 244J Features: With Gasket</td> <td>\$175.00</td> </tr> </tbody> </table>	Description	Retail	Water Pump Applications: 5065M, 5075M, 5325N, 5225, 5325, 325, 328, 332, CT332, 326D, 328D, 332D, 333D, 329D, 324J, 4120, 4320, 4520, 4720, 313, 315, 318D, 320, 320D, CT315, CT322, 319D, 323D, 244J Features: With Gasket	\$175.00
Description	Retail				
Water Pump Applications: 5065M, 5075M, 5325N, 5225, 5325, 325, 328, 332, CT332, 326D, 328D, 332D, 333D, 329D, 324J, 4120, 4320, 4520, 4720, 313, 315, 318D, 320, 320D, CT315, CT322, 319D, 323D, 244J Features: With Gasket	\$175.00				
<b>Order No: WN-RE546918</b>					
	<table border="1"> <thead> <tr> <th>Description</th> <th>Retail</th> </tr> </thead> <tbody> <tr> <td>Water Pump Applications: 6105R, 6115R, 6125R, 6105M, 6115M, 6125M, 6140M, 7630, 7730, 7830, 7930, 7430, 7330, 7530, 7130, 7230, 6230, 6330, 6430, 624J, 644J, 850J, 210G, 210GLC, 444K, 310K, 344K, 444K, 550K, 605K, 650K, 624K, 624KR, 644K, 764, 670G, 670GP, 672G, 672GP, 755D, 9550, 9550SH, 9560, 9560SH</td> <td>\$130.00</td> </tr> </tbody> </table>	Description	Retail	Water Pump Applications: 6105R, 6115R, 6125R, 6105M, 6115M, 6125M, 6140M, 7630, 7730, 7830, 7930, 7430, 7330, 7530, 7130, 7230, 6230, 6330, 6430, 624J, 644J, 850J, 210G, 210GLC, 444K, 310K, 344K, 444K, 550K, 605K, 650K, 624K, 624KR, 644K, 764, 670G, 670GP, 672G, 672GP, 755D, 9550, 9550SH, 9560, 9560SH	\$130.00
Description	Retail				
Water Pump Applications: 6105R, 6115R, 6125R, 6105M, 6115M, 6125M, 6140M, 7630, 7730, 7830, 7930, 7430, 7330, 7530, 7130, 7230, 6230, 6330, 6430, 624J, 644J, 850J, 210G, 210GLC, 444K, 310K, 344K, 444K, 550K, 605K, 650K, 624K, 624KR, 644K, 764, 670G, 670GP, 672G, 672GP, 755D, 9550, 9550SH, 9560, 9560SH	\$130.00				
<b>Order No: WN-RE55985</b>					
	<table border="1"> <thead> <tr> <th>Description</th> <th>Retail</th> </tr> </thead> <tbody> <tr> <td>Water Pump Applications: 4050, 4250, 4255, 4450, 4455, 4555, 4560, 4650, 4755, 4760, 4850, 4955, 4960, 640E, 644E, 644ER, 690C, 8450, 9500, 9500SH, 9600, 9950, 9960 Features: .617" Tooth Length, Includes Gasket.</td> <td>\$230.00</td> </tr> </tbody> </table>	Description	Retail	Water Pump Applications: 4050, 4250, 4255, 4450, 4455, 4555, 4560, 4650, 4755, 4760, 4850, 4955, 4960, 640E, 644E, 644ER, 690C, 8450, 9500, 9500SH, 9600, 9950, 9960 Features: .617" Tooth Length, Includes Gasket.	\$230.00
Description	Retail				
Water Pump Applications: 4050, 4250, 4255, 4450, 4455, 4555, 4560, 4650, 4755, 4760, 4850, 4955, 4960, 640E, 644E, 644ER, 690C, 8450, 9500, 9500SH, 9600, 9950, 9960 Features: .617" Tooth Length, Includes Gasket.	\$230.00				
<b>Order No: WN-RE68230</b>					
	<table border="1"> <thead> <tr> <th>Description</th> <th>Retail</th> </tr> </thead> <tbody> <tr> <td>Water Pump Applications: 7700, 7800, 8100, 8200, 8300, 8560, 8570, CTS, 9500, 9600, 6610, 9960, 9965, 9970, 770, 770B, 770BH, 772BH, 772 Features: 8100 S/N -557384 6076 early TSN, 8200 S/N -557384 6076 early TSN, 8300 S/N -557384 6076 early TSN, 8560 Eng S/N</td> <td>\$180.00</td> </tr> </tbody> </table>	Description	Retail	Water Pump Applications: 7700, 7800, 8100, 8200, 8300, 8560, 8570, CTS, 9500, 9600, 6610, 9960, 9965, 9970, 770, 770B, 770BH, 772BH, 772 Features: 8100 S/N -557384 6076 early TSN, 8200 S/N -557384 6076 early TSN, 8300 S/N -557384 6076 early TSN, 8560 Eng S/N	\$180.00
Description	Retail				
Water Pump Applications: 7700, 7800, 8100, 8200, 8300, 8560, 8570, CTS, 9500, 9600, 6610, 9960, 9965, 9970, 770, 770B, 770BH, 772BH, 772 Features: 8100 S/N -557384 6076 early TSN, 8200 S/N -557384 6076 early TSN, 8300 S/N -557384 6076 early TSN, 8560 Eng S/N	\$180.00				

John Deere®


<b>Industrial: Cooling System</b>	
<b>Water Pump &amp; Manifolds: Water Pumps</b>	
Order No: WN-RE68230	
500000-, 8570	
Order No: WN-RE70250	
Description	Retail
Water Pump Applications: 644B, 646, 646B	\$616.00


<b>Industrial: Drive Axles / Differentials / Front &amp; Rear End</b>	
<b>Axle: Axle Shafts</b>	
Order No: WN-L114558	


Description	Retail
 MFWD Axle Inner Bushing Applications: 210C, 300D, 310D, 315D, 310E, 310G, 310SE, 310SG, 315SE, 315SG, 3200, 3215, 3220, 3400, 3415, 3420, 410D, 410E, 410G, 482C, 485E, 486E, 488E, 510D, 710G, 710J, SE6010, SE6020, SE6100, SE6110, SE6120, SE6200, SE6210, SE6220, SE6300, SE6310, SE6320, SE6400, SE6410, SE6420, SE6510 Features: W/O High Crop, ZF 052869- (210C, 300D, 310D, 315D All S/N 796034-), 410D S/N 796855-, 482C S/N 796034-, 510D S/N 796855- Additional Tractor Models: SE6520, SE6610, 6010, 6020, 6100, 6110, 6110L, 6120, 6120L, 6200, 6200L, 6205, 6210, 6210L, 6215, 6220, 6220L, 6300, 6300L, 6310, 6310L, 6310S, 6320, 6320L, 6400, 6400L, 6403, 6405, 6410, 6410L, 6410S, 6415, 6420, 6420L, 6500, 6500L, 6505, 6506, 6510, 6510L, 6510S, 6515, 6520, 6520L, 6600, 6603, 6605, 6610, 6615, 6620, 6715, 6800, 6810, 6820, 6900, 6910, 6910S, 6920, 6920S, 7210, 7220, 7320, 7410, 7420, 7425, 7500, 7505, 7510, 7515, 7520, 7525	\$19.95

Order No: WN-T152651	
Description	Retail
 Axle, Shaft Applications: 210C, 300D, 310A, 310B, 310C, 310D, 315C, 315CH, 410, 410B, 480A, 480B, 482 Features: Flanged	\$750.00


<b>Axle: Planetary Related Parts</b>	
Order No: WN-L100241	

Description	Retail
 Gear, Planetary Applications: 310G, 310SG, 315SG, 410D, 410G, 510D, 6120L, 6220L, 6300, 6300L, 6320, 6400, 6400L, 6403, 6420, 6500, 6500L, 6603 Features: For ZF APL2035 Front Axle	\$149.00


Order No: WN-L110236	
Description	Retail
 Sun Shaft Applications: 3200, 3215, 3220, 3400, 3415, 3420, 6100, 6110, 6100L, 6120, 6120L, 6200, 6200L, 6205, 6210, 6210L, 6215, 6220, 6220L, 6300L, 6400L, 6405, 6410L, 6415, 6420L, 6510L	\$95.00

Order No: WN-L110237	
Description	Retail
 Gear, Planetary Applications: 6100, 6110, 6110L, 6120, 6120L, 6200, 6200L, 6205, 6210, 6210L, 6215, 6220, 6220L, 6300L, 6310L, 6320L, 6400L, 6410L, 6415, 6420L, 65110L, 3200, 3215, 3220, 3400, 3415, 3420 Features: For AF APL2025 Front Axles	\$95.00


Order No: WN-L114784	
----------------------	--

Description	Retail
 Planetary Gear Applications: 6505, 6505, 6615, 6715, 6800, 7220, 7320, 6810, 6820, 7210, 7410 Features: For ZF APL2045 Front Axle 6505, 6505, 6615, 6715, 6800, 7220, 7320 All Marked 4475-306-183, 6605 Axle S/N 032314- Marked 4475-306-183	\$185.00

Order No: WN-L60111	
---------------------	--


Description	Retail
 Gear, Planetary Applications: 210C, 300D, 310C, 310D, 315C, 315D, 2750, 2755 Features: For Front Wheel Drive, APL 735	\$195.00

Order No: WN-T31732	
---------------------	--


Description	Retail
 Steering Clutch Disc Applications: 450B, 450C, 450D, 450E, 455D, 455E, 500A, 550, 550A, 550B, 555, 555A, 555B Features: Steel, 10-7/8" OD, 8-1/8" ID, 6 External Ears 450E s/n -726646, 455D, 455E s/n -726646, 500A, 550, 550A, 550B s/n -726646, 555, 555A, 555B s/n -726646	\$16.25

<b>Axle: Ring Gears</b>	
-------------------------	--

Order No: WN-L101724	
----------------------	--

Description	Retail
 Ring Gear Applications: 3400, 3415, 3420, 3800, 6505, 6506, 6600, 6605, 6615, 6715, 6800, 6810, 6820, 7210, 7220, 7320, 7405, 7410, 7500 Features: Planetary Type For Front Wheel	\$395.00


Order No: WN-L110235	
----------------------	--

Description	Retail
 Gear, Ring Applications: 6200, 6200L, 6300L, 6400L, 6110, 6210, 6110L, 6210L, 6310L, 6410L, 6510L, 6405, 6120, 6220, 6120L, 6220L, 6320L, 6420L, 6215, 6415	\$395.00


<b>Industrial: Electrical</b>	
-------------------------------	--

<b>Alternator: Assembly</b>	
-----------------------------	--


Order No: WN-1100583	
----------------------	--

Description	Retail
 Alternator Applications: 3020, 4020, 4320, 4620, 6030, 7020, 7520, 8430, 8630, 440C, 544E Features: 12 Volt, 72 Amp, CW, Delco	\$95.50

Order No: WN-A12NJD454	
------------------------	--

Description	Retail
 Alternator Applications: 300, 301, 301A, 302, 302A380, 400, 401, 401C, 480, 1020, 1520, 1530, 2020, 2030, 2240, 2630, 2640 Features: 12 Volt, 35 Amp, Motorola, Less Pulley, No Regulator	\$95.00

Order No: WN-ABO0209	
----------------------	--

Description	Retail
 Alternator Applications: CTS, CTSII, 9400, 9410, 9450, 9500, 9500SH, 9510, 9510SH, 9510, 9550, 9550SH, 9560, 9560SH, 9560STS, 9600, 9610, 9650, 9650CTS, 9650STS, 9660, 9660CTS, 9660STS, 9750CTS, 9750STS, 9760STS, 9780CTS, 9860STS, 9930, 9960, 9965, 7445, 7450, 210C, 300D, 310C, 310D, 310E, 6100, 6600 Features: 12 Volt, 95 Amp, CW 310G, 310SE, 310SG (S/N <958549), 315G, 315D, 315SE, 315SG, 3215, 3220, 330B, 335, 335C, 3415, 3420, 3800, 410C, 410D, 410E, 410G (S/N <058702), 470, 450C (S/N 788847, 821572)	\$171.04

**Industrial: Electrical**

**Alternator: Assembly**

**Order No: WN-ABO209**

450H, 450J (S/N <159986), 455G (S/N 788817-821573), 510C, 510D, 544G, 550G (S/N 788817- 821573), 550H, 550J (S/N <159986), 555G (S/N 788817- 821573), 560D, 624G, 640E (S/N 538967>), 643, 643D (S/N 798351>), 643G, 643H, 643J, 644G, 650G (S/N 788817-821573), 650H, 650J (S/N <159986), 710D, 710G (S/N <960384), 740, 740G, 840, 843G, 843H, 843J, 360DC, 360DG (S/N <604615), 460DC, 460DG, 540E (S/N 538967>), 540G, 540G-II, 540G-III (S/N 576603- 604613), 540H, 548E (S/N 538967>), 548G, 548GII (S/N 565685- 576602), 548GIII (S/N 576603-604613), 640G, 640G-II (S/N 565685- 576602), 640G-III (S/N 576603- 604613), 640H, 648E (S/N 538967>), 648G, 648G-II, 648G- III (S/N 576603- 604613), 648H, 740E (S/N 539019>), 748E (S/N 539019>), 748G, 6100, 6500, 6600, 9400 (S/N 650101>), 9500 (S/N 637628>), 9500SH (S/N 637628>), 9600 (S/N 636604>), 9750CTS (Canadian), 9780CTS (European S/N 071443- 072697), 9930 (S/N 12001>), 7445 (S/N 12001>), 210C (S/N 787475>), 310G (S/N <958549)

**Order No: WN-RE505895**



Description	Retail
Alternator Applications: ML1335, 270, 280, 6100B, 6110B, 6403, 6603 Features: 12V, 75 Amp, CW Rotation, Iskra, IR/EF ML1335 Engine S/N 140289-	\$132.00

**Order No: WN-TY6748**



Description	Retail
Alternator Applications: 3300, 4400, 4420, 6620, 6622, 7700, 7720, 8820, 9400, 9500, 9500SH, 9600, 9910, 9920, 9930, 9940, 344E, 444E, 3430, 3830 Features: 12 Volt, 90 Amp, Motorola	\$261.00

**Alternator: Voltage Regulator**

**Order No: WN-PL105-146**

Description	Retail
Regulator Applications: 300, 301, 301A, 302, 302A, 380, 400, 401, 401C, 480, 1020, 1520, 1530, 2020, 2030, 2240, 2630, 2640 Features: 12V, External	\$38.25

**Lights: Bulbs**

**Order No: WN-AR33479**



Description	Retail
Light, Dash Applications: 500, 600, 1010, 201, 2510, 3010, 3020, 4010, 4020, 5010, 5020, 6030 Features: 12 Volt 3020 (Early)	\$21.21

**Order No: WN-R54047**



Description	Retail
Light Bezel Glare Guard Applications: 2140, 2350, 2550, 2355, 2555, 2750, 2755, 2855N, 2940, 2950, 2955, 3040, 3140, 3055, 3255, 3150, 3155, 4030, 4040, 4240, 4440, 4050, 4230, 4250, 4450, 4630, 4640, 4840, 743, 743A Features: Rubber With "Guide" Brand Lights 2140 (s/n 430000-later), 3255 (with cab) This light bezel can also replace other guide bezels when glare guard hooded bezel is desired, .045" O.D., 3.250" I.D., 3.900" overall width	\$24.68

**Lights: Headlamps & Work lights**

**Order No: WN-ABC3032**



Description	Retail
Light Bezel Applications: CTS, CTS II, 6620, 6622, 7720, 7721, 8820, 9400, 9410, 9500, 9501, 9510, 9600, 9610, 300, 300B, 301, 301A, 302, 302A, 310, 310A, 310B, 400, 401, 401B, 401C, 401D, 410, 350, 350B, 350C, 350D, 355D, 450, 450B, 450C, 450D, 450E, 455D, 455E, 380, 480A, 480B, 480, 480C, 444C, 544A, 544, 570 Features: Use ABC3032 440, 7445, 1010, 1020, 1030, 1040, 1120, 1130, 1140, 1520, 1530, 1630, 1640, 1641, 1641F, 1750, 1830, 1840, 1850, 1950, 1950N, 2010, 2020, 2030, 2040, 2040S, 2120, 2130, 2140, 2141, 2150, 2155, 2240, 2250, 2251, 2255, 2350, 2351, 2355, 2440, 2450, 2510, 2520, 2541, 2550, 2555, 2630, 2640, 2650, 2651, 2750, 2755, 2840, 2850, 2940, 2941, 2950, 2951, 2955, 3010, 3020, 3030, 3040, 3050, 3055, 3130, 3140, 3141, 3150, 3155, 3255, 3350, 3351, 3641, 3651, 4000, 4010, 4020, 4030, 4050, 4230, 4250, 4430, 4450, 4630, 4650, 4040, 4240, 4320, 4440, 4455, 4520, 4620, 4640, 4840, 5010, 5020, 6030, 7020, 7520, 820, 830, 8430, 8630, 920, 930, 940, 9900, 9910, 9920, 9930, 9940, 9950, 484, 7440, 6000, 500, 500A, 500B, 500C, 510, 600, 700A, 646, 646B, 646C, 550, 550A, 550B, 555, 555A, 555B, 655, 750, 755, 755A, 850, 850B, 855, 690C, 690D, 743, 743A, 444, 544B, 544C, 644A, 644B, 644C, 844, 570A, 670, 670A, 672A, 770, 770A, 772A, 760, 760A, 340D, 440A, 440B, 440C, 440D, 448D, 540, 540A, 540B, 540D, 640, 640D, 648D, 740, 740A, 2020	\$20.50

**Lights: Switches**

**Order No: WN-AR28402**



Description	Retail
Light Switch Applications: 500, 600, 3010, 3020, 4010, 4020, 5010 Features: 12 Volt, 4 Positions 500-600 S/N -067999, 3020 S/N -067999, 4020 S/N -090999, 5010 S/N -004499	\$23.04

**Lights: Warning Lamps**

**Order No: WN-AT323301**



Description	Retail
LED Work Light Applications: 210LJ, 310G, 310J, 310L, 310SG, 310SJ, 310SK, 310SL, 315SG, 315SJ, 315SK, 315SL, 325J, 325K, 325SK, 325SL, 410G, 410J, 410K, 410L, 710G, 710J, 710K, 710L, 450J, 550J, 650J, 643K, 843K, 335D, 337E, 437D, 437E, 312GR, 314G, 316GR, 317G, 315D, 318E, 318G, 319D, 319E, 320E, 323D Features: 2900 Lumens Additional Models: 323E, 324E, 326D, 326E, 328E, 328D, 329D, 329E, 330G, 331G, 332D, 332E, 332G, 333D, 333G, 210K, 210LJ,	\$65.00

**Order No: WN-AT352538**



Description	Retail
LED Work Light Applications: 318D, 320D, 326D, 328D, 332D, 328E, 332E, 326E, 318E, 319E, 320E, 323E, 318E, 319E, 320E, 323E, 326E, 324E, 330G, 332G, 330G, 332G, 320G, 324G, 325G, 323D, 333D, 319D, 329D, 329E, 333E, 331G, 333G, 331G, 333G Features: 2900 Lumens, Flush Mount	\$65.00


**Starter: Assembly**

**Order No: WN-AR28401**


**Industrial: Electrical**

**Starter: Assembly**


Order No: WN-AR28401

 Description	Retail
Light Switch Applications: 1010, 1020, 1520, 1850, 2010, 2020, 2030, 3010, 3020, 4010, 4020, 300, 301, 310, 380, 400, 401, 410, 480, 480A, 480B, 500, 600, 760 Features: 12V, 4 Position, 2 Terminal, 1/2" Thread 1850 S/N 70301-, 2030 S/N -187300, 3010, 3020 S/N -067999, 4020 S/N -090999, 310 S/N -255718, OFF' is considered as 1 position, 6 Spade Terminals - 1/2" Threaded End	\$22.58


Order No: WN-AR39505

 Description	Retail
Switch, Ignition Applications: 2510, 3020, 4020, 5010, 5020, 500, 500A Features: 6 Spades in Back, Keys Included 3020 S/N 68000-12299, 4020 S/N 091000-200999, 5010 S/N 008000-, 5020 S/N -024999, 500 S/N 068000-, 500A S/N -123113	\$27.39


Order No: WN-RE41875

 Description	Retail
Starter Applications: 4520, 3020, 4000, 4020, 4320, 4620, 7020, 4030, 4230, 4430, 4630, 8430, 8450, 4040, 4240, 4440, 4640, 4840, 4050, 4250, 4450, 4650, 4850, 8440, 8560, 4755, 4955, 6600, 6602, 6620, 6622, 7700, 7720, 8820, 9500, 9500SH, 9600, 444, 444C, 444CH, 444D, 500, JD444A, JD500B, 500C, 544C, 644C Features: 12 Volt, Nippondenso, CW Rotation, 11 Teeth Industrial: 644C, 644D, 544E, 624E, 644E Forage Harvester: 5200, 5400, 5440, 5460, 5720	\$295.00


Order No: WN-RE43422

 Description	Retail
Starter Applications: 290D, 490, 490D, 493D, 495D, 590D, 595, 595D, 70, 70D Features: 24V, 10 Teeth, CW	\$559.00


Order No: WN-RE515843

 Description	Retail
Starter Applications: 98660STS, 7760, 670, 6850, 730, 7350, 7400, 7450, 7500, 7550, 7700, 7750, 644B, 646, 744H, 824K, 844K, 5010, 5020, 6030, 750, 8450, 8630, 8650, 8760, 8770, 8870, 9200, 9220, 9300, 9300T, 9320, 9320T, 9400, 9400T, 9420, 9420T, 9430, 9430T, 9520, 9520T, 9530, 9530T, 9620, 9620T Features: 12V, CW, Delco	\$342.00


Order No: WN-RE62916

 Description	Retail
Starter Applications: 3300, 4400, 4420, 6600, 9900, 9930, 355D, 2270, 2280, 2360, 2420, 3420, 3830, 1020, 1520, 1530, 2020, 2030, 2240, 2440, 2630, 2640, 400, 5200, 5300, 5400, 5500, 5500N, 329 Features: Delco, CW, 10 Teeth, 12V, Gear Reduction 7400 S/N 1001-, 1530 S/N -152929, 2240 S/N -349999, 2640 S/N -340999, 5200 S/N -281563, 5300 S/N -239491, 5400 S/N -281563	\$128.00


Order No: WN-SDR6058

 Description	Retail
Starter, Solenoid Applications: 3300, 4400, 4420, 6600, 9900, 9910, 9920, 7440, 1010, 1020, 1520, 1530, 2010, 2020, 2030, 2040, 2240, 2420, 2440, 2510, 2520, 2630, 2640, 401B Features: Use With Delco Starters	\$14.00

Order No: WN-SND0363

 Description	Retail
Starter Applications: 324, 330B, 335, 335C, 4990, 6700, 7455, 7460, 9935 Features: 12 Volt, 11 Tooth, Clockwise Rotation, Nippon Denso	\$198.00

Order No: WN-SND0370

 Description	Retail
Starter Applications: 750, 750B Features: 24 Volt, 11 Tooth, Clockwise Rotation, Gear Reduction	\$190.00


**Starter: Drive**

Order No: WN-AR54923


Description	Retail
Starter, Drive Applications: 3300, 4420, 6600, 1020, 1520, 1530, 2020, 2030, 2040, 2440, 2510, 2520, 2630, 2640, 8300, 9900, 9910, 4400 Features: 10 Teeth	\$33.97

**Starter: Solenoid**


Order No: WN-SDR6003

 Description	Retail
Solenoid, Switch Applications: 620, 630, 720, 730, 3020, 4000, 4020, 4030, 4040, 4230, 4240, 4320, 4430, 4440, 4520, 4620, 4630, 4640, 4840, 5010, 5020, 6030, 7020, 7520, 8430, 8440, 8450, 8560, 8570, 105, 2064, 2066, 2264, 2266, 6600, 6602, 7700, 5200, 5400, 444C, 500B, 500C, 510, 544E, 544G, 570, 570A, 600, 624G Features: Diesel, Used w/ Delco Starters 1113402 or 1113672 3020 S/N 123000-, 4000 S/N 201000-, 4020 S/N 201000-, 643D, 644, 644A, 644C, 644D, 646, 690, 690A, 690B, 693B	\$26.25

Order No: WN-SDR6004

 Description	Retail
Starter, Solenoid Applications: 500A, 500B, 600, 3020, 4010, 4020 Features: 24 Volt 4 Terminal 3020 S/N -122999, 4020 S/N -200999, Replaces Delco Remy Mfg. numbers 1115513, 1114322, 1115543, 1115583, 1115855, 1115888, 1119855, 1119888 Replaces Delco Remy Starter numbers 1993955, 10478814, 1113135, 1113147, 1113148, 1113190, 12301359, 1993711, Replaces Mfg. numbers 6640-164, 24 Volt, 4 Terminal, Insulated Base, For Delco 30MT Series Direct Drive Starters, Battery Terminal: 3/8-16, Motor Terminal: 3/8-16, Switch Terminal: 8-32 Stud (Right Hand), Ground Terminal: 8-32 Stud (Left Hand)	\$21.50

Order No: WN-SDR6006

 Description	Retail
Solenoid Applications: 2840, 3020, 4000, 4020, 4030, 4040, 4050, 4230, 4240, 4250, 4320, 4430, 4440, 4450, 4520, 4555, 4620, 4630, 4640, 4650, 4755, 4840, 4850, 4955, 5200, 6600, 7020, 7700, 8430, 8440, 8450, 8560, 8570, 8640, 8650, 2064, 2066, 2264, 2266, 6600, 6602, 6620, 7700, 7720, 8820, 544E, 544G, 624G	\$31.25

**Industrial: Electrical**

**Starter: Solenoid**


**Order No: WN-SDR6006**

Features: Use WN-SDR6006 643, 643D, 644C, 644D, 693B

**Industrial: Engines & Related Parts**


**Air Cleaners: Related Parts**

**Order No: WN-R39827**

 Description	Retail
Air Cleaner, Pre-Cleaner, Dry Air Dust Bowl Applications: 4000, 4020, 600 Features: 4" Tall, 9-1/8" ID, For Diesel Tractors	\$74.00


**Blocks & Components: Camshafts & Related**

**Order No: WN-AR32732**


 Description	Retail
Camshaft, 6 Cylinder, Diesel Applications: 4010, 4020, 600 Features: 404D, W/Oil Pump Drive Gear 4020 S/N -200999, 600 S/N -214999; Blocks with casting number: R26070, R33180, R34340, R40890, R40090; Camshaft Casting Number R32425, R33778; Teeth 20	\$322.00

**Blocks & Components: Connecting Rods & Related**


**Order No: WN-R30939**

 Description	Retail
Connecting Rod, Bushing Applications: 3010, 3020, 4000, 4010, 4020, 4040, 4230, 500, 500A, 500B, 500C, 510, 600, 6600, 7700 Features: Diesel, Honable 6600 S/N 156502-	\$5.75


**Order No: WN-R30939S**

 Description	Retail
Piston Pin Bushing Applications: 3010, 3020, 4000, 4010, 4020, 4040, 4230, 500, 500A, 500B, 500C, 510, 600, 6600, 7700 Features: Diesel, Boreable	\$5.75


**Order No: WN-R42173**

 Description	Retail
Connecting Rod, Bushing Applications: 4050, 4240, 4320, 4430, 4520, 4620, 4630, 644, 644A, 646, 646B, 6600, 6620, 690, 690A, 690B, 693C, 7020, 740, 7700 Features: Diesel, Honable 4050 S/N -6592, 6600 S/N 156502-	\$8.50

**Order No: WN-R42173S**


 Description	Retail
Piston Pin Bushing Applications: 4050, 4240, 4320, 4430, 4520, 4620, 4630, 644, 644A, 646, 646B, 6600, 6620, 690, 690A, 690B, 693C, 7020, 740, 7700 Features: Diesel, Boreable	\$8.50

**Order No: WN-RE27348**


 Description	Retail
Connecting Rod Bearing Applications: 820, 830, 840, 930, 940, 1020, 1030, 1040, 1120, 1130, 1140, 1350, 1520, 1530, 1550, 1630, 1640, 1750, 1830, 1840, 1850, 1950, 2020, 2030, 2040, 2150, 2155, 2250, 2255, 2350, 2355, 2440, 2510, 2520, 2550, 2555, 2750, 2755, 2855, 2940, 2950, 2955, 3050, 3055, 3100, 3150, 3155, 3255, 4030, Features: STD, For 1 Rod, Diesel Engines 152, 202 Additional Tractor Models: 4050, 4955, 5105, 5205, 5210, 5220, 5300, 5310, 5400, 5500, 6030, 6200, 6300 Additional Industrial Models: 210C, 240, 250, 260, 290D, 300, 300A, 300B, 300D, 301, 301A, 302, 302A, 310, 310A,	\$7.25

310B, 310C, 310D, 315C, 315D, 350, 350A, 350B, 350C, 350D, 355D, 380, 400, 400G, 401, 401A, 401B, 401C, 401D, 410, 410B, 415B, 440, 440A, 440B, 444, 444C, 444D, 450, 450A, 450B, 450C, 450D, 455D, 480, 480A, 480B, 480C, 482C, 490, 540, 540A, 540E, 544, 544A, 544E, 544G, 548E, 570, 570A, 570B, 710B, 710C, 710D Additional Harvester Models: 5200, 5400, 7200


**Order No: WN-RE27358**

 Description	Retail
Bearing, Connecting Rod Applications: 1020, 1030, 2140, 2650, 2750, 2755, 2850, 2855, 3100, 3430, 3830, 5105, 515B, 5200, 5205, 5210, 5220, 5300, 5310, 5310N, 5400, 5400N, 820, 8775 Features: .020" Oversized, For 1 Rod, Diesel	\$7.25


**Order No: WN-RE500002**

 Description	Retail
Connecting Rod Applications: 6250, 5420, 5410, 5415, 5420N, 5415N, 5615, 6603, 5525N, 5515, 5510, 5425, 5520, 5520N, 5525, 5425N, 5715, 5510N, 5620, 310G, 450H, 310E, 700H, 650J, 310SE, 410G, 315SE, 315SG, 410E Features: 1.375" Pin	\$60.00

**Order No: WN-T23471**


 Description	Retail
Connecting Rod, Bushing Applications: 2510, 1020, 2020, JD300, JD400, 1520, 2520, JD301, JD401, 2030, 4030, 3120, 820, 830, 1530, 1020, 1120, 820, 920, 350, 450, JD544, JD544A, 350B, JD310, 410, 300B, 301A, 302, 302A, 350C Features: Honable	\$5.75

**Order No: WN-T23471S**


 Description	Retail
Piston Pin Bushing Applications: 2510, 1020, 2020, JD300, JD400, 1520, 2520, JD301, JD401, 2030, 4030, 3120, 820, 830, 1530, 1020, 1120, 820, 920, 350, 450, JD544, JD544A, 350B, JD310, 410, 300B, 301A, 302, 302A, 350C Features: Boreable	\$5.75

**Blocks & Components: Crankshafts & Related**


**Order No: WN-AR101268**

 Description	Retail
Bearing, Main Applications: 744E, 762, 850, 855, 860B, 862, 8630, 8640, 8650, 8760, 8770, 8870, 890, 890A, 992D, 992E Features: Diesel, For 1 Journal, Standard	\$37.00

**Order No: WN-AR49243**

 Description	Retail
Bearing, Main Applications: 3010, 3020, 4000, 4010, 4020, 4040, 4230, 4320, 4520, 4620, 500, 500A, 500B, 600, 6600, 7700 Features: Diesel, Standard, For 1 Journal 6600 S/N 156502-	\$12.00

**Order No: WN-AR57241**


 Description	Retail
Crankshaft Dampner Applications: 4040, 4230, 4240, 4320, 4430, 4440, 4455, 6600, 6602, 6620, 6622, 7700, 7720, 690 Features: 3 Groove, 2 1/2" Wide, 404, 466 Diesel, 8 3/8" Diameter	\$155.00

**Order No: WN-AR96189WG**


**Industrial: Engines & Related Parts**

**Blocks & Components: Crankshafts & Related**


**Order No: WN-AR96189WG**

Description	Retail
 Crankshaft, 6 Cylinder, Diesel Applications: 4000, 4010, 4020, 4040, 4230, 4240, 4430, 4240, 4430, 4440, 4450, 4630, 4640, 4650, 4830, 4840, 4850, 4960, 8430, 8440, 8450, 7700, 7720, 8820, 466, 600, 644, 644A, 644C, 646C, 690, 690A, 693C, 740, 740A, 743, 743A, 762A, 762B, 770A, 770B, 772A, 772B, 790, 790D, 792, 793D, 850B, 892D Features: With Oil Pump Gear, Short Nose, 2-3/4" Shoulder To Snout 6076, 9950, 5460, 5720, 5730	\$2,042.00


**Order No: WN-JD7557**

Description	Retail
 PTO Bearing Race Applications: 1020, 1120, 1520, 2020, 2030, 2120, 2140, 2355, 2440, 2510, 2520, 2555, 2630, 2640, 2750, 2755, 2840, 2855, 2940, 2950, 2955, 3020, 3040, 3055, 3120, 3140, 3150, 3155, 3255, 4000, 4020, 4030, 4040, 4050, 4055, 4230, 4240, 4250, 4255, 4320, 4430, 4440, 4450, 4455, 600, 500C, 500B, 500A Features: For Inside End of 540 PTO Output Shaft Additional Models: 300, 301, 400, 401, 500	\$10.00


**Order No: WN-NR-26058**

Description	Retail
 Rear Crankshaft Seal Housing Gasket Applications: 3010, 3020, 4000, 4010, 4020, 4040, 4050, 4055, 4230, 4240, 4250, 4255, 4440, 4455, 4555, 4560, 4620, 4630, 4640, 4650, 4690, 4755, 4760, 4830, 4840, 4850, 4955, 7700, 7710, 7800, 7810, 8100, 8110, 8200, 8210, 8300, 8310, 8400, 8410, 8560, 8570, 9100, 500, 500A, 500B, 500C, 510, 600, 644 Features: Fits John Deere Industrial 644A, 644C, 644D, 644E, 644G, 644H, 646C, 646, 646B, 690, 690A, 690B, 690C, 693B, 693C, 740A, 740E, 740G, 743, 743A, 748G, 762A, 762B, 770A, 770B, 770C, 772A, 790, 790D, 792, 792D, 848G, 850B, 850C, 892E, 4050 S/N -6592	\$5.76


**Order No: WN-RE15018**

Description	Retail
 Dampener Pulley Applications: 4050, 4055, 4250, 4255, 4450, 4455, 4555, 4560, 4650, 4755, 4760, 4850, 4955, 4960, 8450, 9950, 9960, 9965, 9970, 664D, 770A, 770AH, 770B, 770BH, 772A, 772AH, 772B, 772BH Features: 4650 S/N 259893-, 8450 S/N 259893-	\$195.00

**Order No: WN-RE26283**

Description	Retail
 Engine, Balancer Applications: 1640, 1830, 2020, 2030, 2130, 2140, 2250, 2320, 2350, 2355, 2440, 2510, 2520, 2550, 2555, 2650, 2650N, 2750, 2755, 2850, 2855N, 5500, 5500N, 3430, 210C, 290D, 300D, 310A, 310B, 310C, 315C, 315D, 400, 400G, 401B, 401D, 410, 410B, 415B, 450, 450C, 450D, 455D, 480, 480B, 480C, 482C, 70, 70D Features: Left Hand 450 s/n -158257, 6200, 6200L, 6300, 6300L, 4400, 6100, 6500, 6600	\$98.25

**Order No: WN-RE44574**

Description	Retail
 Rear Seal Crankshaft Applications: 1020, 2520, 4050, 2240, 7600, 5200, 5200, 5400, 7200, 7400, 7200, 7210	\$26.25

7410, 7510, 7610, 7710, 7810, 5210, 5310, 5310N, 5105, 5205, 5320N, 5420N, 5520N, 3030, 3130, 1830, 2030, 2130, 2040, 2240, 1030, 1130, 1630, 2150, 2255, 1640, 2040, 2040S, 2140, 3040, 3140, 2350, 2550, 2750, 2950

Features: Additional Tractor Models: 3150, 2955, 2755, 2355, 2555, 2155, 2355N, 3155, 3055, 3255, 6200, 6300, 6400, 6500, 6200L, 6300L, 6400L, 6500L, 6110, 6210, 6310, 6410, 6110L, 6210L, 6310L, 6410L, 6510L, 6310S, 6410S, 6510S, 6405, 6605, 6120, 6220, 6320, 6420, 6120L, 6220L, 6320L, 6420L, 6520L, 6215, 6415, 6615, 6715, 7430, 7330, 5045D, 5045E, 5055D, 5055E, 5065E, 5075E, 7530, 6230, 6330, 6430, 7130, 7230, 7130, 7230, 7500, 7405, 5415, 5415H, 5615, 5715, 5715HC, 5415, 6415, 5425N, 5725N, 6100D, 6110D, 6115D, 6125D, 6130D, 6140D, 5415, 5615, 5715, 6140J, 6155J, 5076E, 5076EL, 5076EF, 5082E, 5090E, 5090EL, 5090EH, 7505, 6403, 6603, 7220, 7320, 7420, 7520, 4120, 4320, 4520, 4720, 5420, 5520, 5603, 5083EN, 5093EN, 5101EN, 5065M, 5075M, 7630, 7730, 7830, 7930, 5325N, 5425N, 5525N, 5225, 5325, 5425, 5525, 5625, 5400N, 5500N, 7830, 7930, 5045D, 6110B, 5055E, 5065E, 5075E, 5045E, 5055E, 5065E, 5075E, 5075M; Industrial Models: 350, 450, JD300, JD400, JD544, JD544A, 350B, 450B, JD310, 410, JD301, JD401, 544B, 450C, 300B, 301A, 401B, 401C, 302, 302A, 550, 450C, 555, 350C, 755, 444, 755A, 444C, 444CH, 544C, 655, 410B, 510B, 710B, 710C, 401D, 750, 555A, 550A, 450D, 455D, 310A, 310B, 610B, 490, 210C, 450E, 455E, 550B, 555B, 655B, 750B, 755B, 444D, 544D, 410C, 510C, 610C, 310C, 350D, 595, 70, 315C, 690D, 690DR, 693D, 450G, 455G, 550G, 555G, 650G, 490D, 544E, 624E, 544E, 344E, 444E, 400G, 595D, 590D, 290D, 495D, 300D, 310D, 315D, 410D, 510D, 490E, 790ELC, 690ELC, 544G, 624G, 710D, 190E, 344G, 444G, 750C, 850C, 670C, 670CH, 671CH, 444H, 200LC, 310E, 310SE, 315SE, 410E, 120, 210LE, 544H, 230LC, 270LC, 624H, 160LC, 324H, 344H, 450H, 550H, 230LCR, 230LCRD, 310G, 310SG, 315SG, 410G, 700H, 710G, 200CLC, 230CLC, 120C, 415B, 515B, 270CLC, 160CLC, 444J, 544J, 624J, 244J, 304J, 344J, 450J, 550J, 650J, 750J, 700J, 240DLC, 270DLC, 605C, 710J, 160DLC, 200DLC, 444J, 544J, 624J, 644J, 315SJ, 444K, 524K, 544K, 624K, 624KR, 644K, 310J, 310SJ, 410J, 120D, 325J, 315SJ, 450J, 550J, 650J, 250GLC, 290GLC, 644K, 850J, 160GLC, 180GLC, 210G, 210GLC, 130G, 524K, 544K, 624K, 310K, 310SK, 315SK, 325SK, 325K, 410K, 324J, E210LC, E240LC, E300LC, 210G, 210GLC, 310K, 624K, 644K, 310L, 310SL, 315SL, 325SL, 410L, 310L, 524K, 544K, E210, E230LC, E240, E260LC; Combine: 4400, 9400, 9410, 9450, 9550, 9550SH, Cotton Picker: 7445, 9930, 7450, 9935, 7455, 7460; Windrower: 2250, 2270, 2280, 2320, 2420, 2360, 3430, 3830, 4895, 4995, 5103, 5203, 5303, 5403, D450, R450; Sprayer: 6000, 6500, 4890, 4700, 6100, 6600, 4990, 6700, 4710, 4720, 4830, 4630, 4730, R4023; Skid Loader: 8875, 280, 240, 250, 260, 270, 317, 320, 325, 328, 332, CT322, CT332, CT315, 318D, 320D, 323D, 326D, 328D, 332D, 333D, 319D, 329D, 313, 315.

**Order No: WN-RE500448**

Description	Retail
Balancer Shaft Applications: 5410, 5415, 5415N, 5420, 5420N,	\$106.00

John Deere®

**Industrial: Engines & Related Parts**

**Blocks & Components: Crankshafts & Related**


**Order No: WN-RE500448**

5425, 5425N, 5510, 5515, 5520, 5520N, 5525, 5525N, 5615, 5620, 5715, 6110, 6110L, 6120L, 6120, 6210L, 6210, 6215, 6220, 6220L, 6230, 6310, 6310L, 6310S, 6320, 6320L, 6330, 6403, 6405, 6410, 6410L, 6410S, 6415, 6420, 6415, 6420L, 6420S, 6430, 6510L  
 Features: Right Hand 5510N, 6510S, 344H, 310SE, 310G, 410G, 280, 270, 324H, 310E, 210LE, 444J, 444H, 310SG, 315SE, 315SG, 410E


**Order No: WN-RE500449**

Description	Retail
Balancer Shaft Applications: 5410, 5415, 5415N, 5420, 5420N, 5425, 5425N, 5510, 5515, 5520, 5520N, 5525, 5525N, 5615, 5620, 5715, 6110, 6110L, 6120L, 6120, 6210L, 6210, 6215, 6220, 6220L, 6230, 6310, 6310L, 6310S, 6320, 6320L, 6330, 6403, 6405, 6410, 6410L, 6410S, 6415, 6420, 6420L, 6420S, 6430, 6510L Features: Left Hand 5510N, 6510S, 344H, 310SE, 310G, 410G, 280, 270, 324H, 310E, 210LE, 444J, 444H, 310SG, 315SE, 315SG, 410E	\$106.00

**Order No: WN-RE504198**

Description	Retail
 Thrust Bearing Applications: CTS, 2256, 2258, 2264, 2266, 9510SH, 9550SH, 9560, 9580, 9610, 9640, 9650CTS, 9660CTS, 9680WTS, 9750STS, 9760STS, 9780CTS, 7810, 7820, 7920, 8100, 8110, 8120, 8200, 8210, 8220, 8300, 8310, 83320, 8400, 8410, 8420, 8520, 9100, 9120, 250, 300, 330, 370, 530B, 535, 560D, 608, 644, 660D Features: STD, 6081 - 8.1L Engine CTS S/N 071443-072697, 2264 S/N -068583, 2266 S/N -068583, 9560WTS S/N -080015, 9580 S/N -080015, 9780CTS S/N 071443-072697, Fits John Deere Construction & Industrial 724, 740, 748, 753, 759, 770, 772, 848G, 850, 853, 870, 872, 900 S/N 001001-, 903, 909, 950 S/N 009004-, 953, 959, 1710, 1711, Fits John Deere Harvester1470, 3510 NW S/N -060036, 9970, 9976, 9986, 9996, Fits John Deere Sprayer 4920	\$58.25

**Order No: WN-RE50618**


Description	Retail
 Crankshaft, 4 Cylinder, Diesel Applications: 5403, 5410, 5415, 5415H, 5420, 5420N, 5426, 5425N550G, 550G, 550H, 5510, 5510N, 5520, 5520N, 5525, 5525N, 555G, 5605, 5615, 5705, 5715, 5715HC, 6110, 6110L, 6120, 6120L, 6215, 6220, 6220L, 6310, 6310L, 6310S, 6320, 6320L, 6403, 6405, 6410L, 6410S, 6415, 6420, 6420L, 650G, 650H Features: 4.5 Powertech Engine, No Center Ring, Straight Snout 120, 210LE, 310E, 310G, 310SE, 310SG, 315SE, 315SG, 410E, 410G, 444H, 450G, 450H, 455G, 485E, 486E, 488, 6510L, 6510S, 6520L, 260, 270, 280, 6700 Flat Flange, No Centering Ring, Four Bolt Holes and One Dowel Hole/ Straight Snout, Four Bolt Holes, One Keyway Timing Gear Installed, 30 Helical Teeth.	\$1,313.00

**Order No: WN-RE515785**

Description	Retail
Crankshaft Applications: 6505, 6510, 6515, 6520, 6605, 6715, 7410, 7210, 7220, 7320, 7410, 7420, 7425, 7510, 7515, 7520, 7525, 7610, 7810,	\$1,545.54

TC54H, TC62H, TC62H, 230LC, 230LCR, 230LCRD, 270CLC, 270LC, 330B, 335, 335C, 430B, 435, 435C437C, 544H, 544HLL, 624H, 624HLL, 643H, 653E  
 Features: 6068T, Straight Nose 6603, 6610, 6620, 6810, 6820, 6910, 6910S, 6920, 6920S, 4990, 4995, SE6510, SE6610, SE6620, 6110B, 653G, 670CH, 672CH, 690ELC, 700H, 710, 710G, 710J, 740, 750C, 750CII, 840, 843H, 850C, 460DG, 540G, 540G-III, 548GIII, 640G, 640G-III, 4700, 4710


**Order No: WN-RE520036**

Description	Retail
 Crankshaft, Seal, Rear Applications: 3020, 4000, 4010, 4020, 4320, 4520, 6620, 7020, 7610, 7710, 7810, 7820, 7920, 8100, 8100T, 8110, 8110T, 8120, 8200, 8200T, 8210, 8210T, 8220, 8220T, 8300, 8310, 8310T, 8320, 8320RT, 8400, 8400T, 8420, 8420T, 8520, 9500, 9510, 9550, 9560STS, 9650CTS, 9600, 9660, 9660STS, 9750STS Features: With Sleeve Tractors 9100, 9120, Combines CTS (II), 2256, 2258, 2264 (s/n 068583-earlier), 2266 (s/n 068583-earlier), 9510 (SH), 9550 (SH), 9560 (WTS s/n 080015-earlier), 9580 (s/n 080015-earlier), 9610, 9640 (WTS), 9650 (CTS), 9660 (CTS), 9680 (WTS), 9750 (STS), 9760 (STS), 9780 (CTS s/n 071443-072697), Harvesters 1470, 3510, 6610, 6650, 7200, 9970, 9976, 9986, 9996, Construction and Industrial 250, 300, 330, 370, 530B, 535, 560D, 570, 608, 644, 660D, 724, 740, 748, 753, 759, 770, 772, 848G, 850, 853, 870, 872, 900 (s/n 001001-later), 903, 909, 950 (s/n 009004-later), 953, 959, 1710, 1711, 3554	\$32.00


**Order No: WN-RE53201**

Description	Retail
Crankshaft, 6 Cylinder, Diesel Applications: 7600, 7700, 7800, 8100, 8200, 8300, 8400, 8560, 8570, 8760, 8770, 8870, 8960, 8970, 9500, 9500 SH, 9600, 9965, 9970, CTS, 644G, 6610, 6740, 6810, 6910 Features: 6076 W/ Gear, Long Nose, 3.4" From Shoulder to End of Snout	\$1,875.00


**Order No: WN-RE534183**

Description	Retail
 Thrust Bearing Applications: CTS II, 7710, 9510, 9510SH, 9550, 9550SHI, 9560STS, 9610, 9640, 9650, 9650CTS, 9650STS, 9660, 9660CTS, 9660STS, 9680, 9750STS, 9750STS Features: .011", Flanged	\$48.25

**Order No: WN-RE534184**

Description	Retail
 Thrust Bearing Applications: CTS II, 7710, 9510, 9510SH, 9550, 9550SHI, 9560STS, 9610, 9640, 9650, 9650CTS, 9650STS, 9660, 9660CTS, 9660STS, 9680, 9750STS, 9750STS Features: .022", Flanged	\$48.25

**Order No: WN-RG23551**

Description	Retail
 Crankshaft, 6 Cylinder, Diesel Applications: 4055, 4255, 4455, 4555, 4560, 4755, 4760, 7700, 7800, 8100, 8200, 8300, 8560, 8570, 9500, 9500SH, CTS, 9600, 644E, 644ER, 644G, 740G, 770B, 770BH, 772B, 772BH, 792D, 792DLC, 792LC, 850C, 892E, 892ELC, 892LC, 9960, 9965, 9970, 6610 Features: 6076 w/ Straight Gear, Short Nose, 3" Shoulder to Snout Tractor Models all w/ S/N 500000-: 4055, 4255, 4455, 4555, 4560, 4755, 4760, 7700, 7800, 8100, 8200, 8300, 8560, 8570	\$1,550.00


**Industrial: Engines & Related Parts**

**Blocks & Components: Cylinder Kits & Components**


**Order No: WN-AR55630**

Description	Retail
Piston, Ring Set Applications: 3010, 3020, 4000, 4010, 4020, JD500, JD600, 500B, 500A, 500C, 510 Features: 3 Rings, One Piston 3020 S/N -122999, 4020 S/N -200999, JD500 S/N -123113, 4000 and 4020 S/N 201000-, 500A S/N 123114-152141	\$22.75

**Order No: WN-AR63272**

Description	Retail
 Piston, Cylinder Kit Applications: 4320, 4430, 4630, 5440, 6600, 690B, 693C, 7020, 740, 7700 Features: 6600 Engine S/N 335846	\$166.25


**Order No: WN-AR71593**

Description	Retail
 Piston, Cylinder Kit Applications: JD440A, 1420, 1520, 1530, 2030, 2270, 2320, 2420, 2520, 3120, 6600, 401, 401A, 4020, 4030, 440, 440B, 4420, 450A, 450B, 480A, 499, 540A, 570A Features: 3-164D Early, 4-219D Early, 6-329D Early, O-Rings in Sleeve	\$122.25


**Order No: WN-NAR-71591**

Description	Retail
Piston, Cylinder Kit Applications: 830, 1020, 2020, 300B, JD350, JD350B, 350C, JD450 Features: 3-152D Late, 4-202D Late, 6-303D Late, O-Rings in Block 1020 ES/N 154766-, 2020 ES/N 157576-, 300B S/N -710723, JD350 S/N 101610-, JD350B Early, 350C Early, JD450 S/N 102767-	\$116.00


**Order No: WN-RE23160**

Description	Retail
 Piston, Cylinder Kit Applications: 600, 699, 4040, 4230, 6600, 7700 Features: Diesel, For 1 Piston (4040, 4230, 6600, 7700, All S/N 335845-)	\$144.50


**Order No: WN-RE23165**

Description	Retail
 Piston, Cylinder Kit Applications: 3020, 4000, 4020, 500A, 500B, 500C, 510, 600, 6600, 7700 Features: Diesel, For 1 Piston (3020 S/N 280000-, 4.270 4 CYL ENG), (4000 S/N -215000-335845, 6.404D, 6 CYL ENG), (4020 S/N -215000-335845, 6.404D, 6 CYL ENG), (6600 S/N -215000-335845, 6.404D, 6 CYL ENG), (7700 S/N -215000-335845, 6.404D, 6 CYL ENG), (500A S/N 280000-, 4.270 4 CYL ENG), (500B S/N 280000-, 4.270 4 CYL ENG), (500C S/N 280000-, 4.270 4 CYL ENG), (600 S/N -215000-335845, 6.404D, 6 CYL ENG)	\$170.75

**Order No: WN-RE23170**


Description	Retail
 Piston, Cylinder Kit Applications: 3010, 3020, 4010, 4020, 500, 500A, 600 Features: Diesel, For 1 Piston, For Tractors with Replacement Blocks	\$171.50

**Order No: WN-RE33115**


Description	Retail
 Piston, Cylinder Kit Applications: 1052, 1155, 1950, 2140, 2250, 2450, 2555, 2555TSS, 2650, 2750, 2755, 2850,	\$129.00

2855, 2855N, 3430, 3650, 4040, 5500N, 7445, 7450, 9400, 9920, 9930, 310C, 310D, 315C, 315D, 444D, 540E, 544E, 544G, 570B, 710D, 7445, 3830, 6500, 6600  
Features: Diesel, High Ring, For Turbo Tractors 4040 S/N 6593-


**Order No: WN-RE40476**

Description	Retail
 Piston, Cylinder Kit Applications: 744E, 762, 850, 855, 860B, 862, 890, 890A, 992D, 992E, 8630, 8640, 8650, 8760, 8870 Features: Diesel, For 1 Piston	\$296.75


**Order No: WN-RE48818**

Description	Retail
 Piston, Ring, Set Applications: 4420, 4425, 840, 940, 1040, 1140, 1350, 1550, 1630, 1640, 1750, 1830, 1840, 1850, 1950, 2140, 2150, 2155, 2240, 2255, 2350, 2355, 2355N, 2450, 2550, 2555, 2630, 2640, 2650, 2750, 2755, 2850, 2940, 2950, 2955, 3040, 3050, 3055, 3140, 3150, 3155, 3255, 3350, 3640, 3650, 4050, 4420, 4425 Features: Diesel, For 1 Piston, 3 Ring Set Additional Models: 5000, 5200, 5210, 5300, 5310, 5400, 5500, 5500N, 6200, 6210, 6300, 6310, 6400, 6500, 6600, 7200, 9910, 9920, 9930, 2040 S/N 350000-	\$20.00

**Order No: WN-RE53215**

Description	Retail
 Piston Cylinder Kit Applications: 6710, 862B, 8770, 8870, 744E Features: 6101AF010, 6101HF010, 6-619 6 Cylinder Diesel 6101A, 6101H Late Models After ESN 499999, 862B After ESN 499999, 744E After ESN 499999 Bore 5.125"	\$495.00

**Order No: WN-RE53321**

Description	Retail
 Piston, Cylinder Kit Applications: 1072, 1530, 2040, 2330, 2840, 301A, 302, 302A, 310, 310B, 3130, 3300, 350B, 350C, 350D, 3530, 4030, 401B, 401C, 401D, 410, 410B, 4400, 4425, 499 Features: 3-164D Late, 4-219D Late, 6-329D Late, O-Rings in Block	\$122.25

**Order No: WN-RP1288**

Description	Retail
Cylinder Kit Applications: CTS, 644E, 644EH, 644ER, 644EZ, 644G, 792DLC, 850C, 892ELC, 4055, 4255, 4455, 4555, 4560, 4755, 4760, 6610, 7700, 7800, 8100, 8200, 8300, 8570, 9500, 9600, 9960, 9965, 9970 Features: Hyperperformance, 6076T/A/H, High Ring Piston	\$294.50

**Order No: WN-RP1289**

Description	Retail
Cylinder Kit Applications: 7710, 7810, 7820, 7920, 8100, 8100T, 8120, 8120T, 8200, 8200T, 8300, 8300T, 8400, 8400T, 8110, 8110T, 8210, 8210T, 8310, 8310T, 9100, 9510, 9550, 9550SH, 9640, 850C, 850C-II, 330LC, 330LCR, 370, 644G, 644H, 644J, 850J, 330CLC, 370C, 608B, 608L, 608S, 753G, 753GL, 850, 853G, 950, 953G Features: Hyperperformance, 6081T/A/H Powertech, High Compression Piston 4.5625" Bore; All ESN; High Compression Piston Marked RE53000, RE64170, RE65289, RE70688, RE502656; Additional Models: 703G, 759G, 900, 903G, 9970	\$347.25




**Industrial: Engines & Related Parts**  
**Blocks & Components: Cylinder Kits & Components**  
**Order No: WN-RP727**

Description	Retail
Piston, Cylinder Kit Applications: JD644, JD644A, JD690, JD690A, 4320, 4520, 4620, 5200, 7020 Features: Hyperformance; block marked R43310, R45980, R47020, R47110	\$300.25

**Order No: WN-RP764**

Description	Retail
Piston, Cylinder Kit Applications: 6620 Early, 7720, 8820, 9940 Early, 5720 Early, 4440, 4640, 4840, 8430, 8440, 8450 Early, Features: 6466T Early, 6466A Early, Hypereutectic Pistons	\$278.00


**Order No: WN-RP765**

Description	Retail
 Piston, Cylinder Kit Applications: 6620, 7720, 4250, 4450, 4650, 644C, 644D, 850B, 690C, 690CR, 790, 790D, 792, 892DLC, 770A, 770AH, 772A, 772AH, 770B Features: 6466T Late, 6466A Late, Hypereutectic Piston 6620 Late, 644C Late, 770A Late, 770B Early	\$257.75

**Blocks & Components: Gaskets**  
**Order No: WN-AR30544**

Description	Retail
 Oil Pan Gasket Set Applications: JD500, JD500A, 3010, 3020 Features: Diesel	\$18.50


**Order No: WN-AR30547**

Description	Retail
 Oil Pan Gasket Set Applications: 105, JD600, 4000, 4010, 4020 Features: Diesel	\$47.75


**Order No: WN-AR53032**

Description	Retail
Head Gasket Set Applications: JD500, JD500A, 3010, 3020 Features: Diesel	\$62.25


**Order No: WN-AR53033**

Description	Retail
 Gasket, Overhaul Set Applications: 3010, 3020, 500, 500A, 500B Features: Diesel (3010, 3020, All S/N -280000 4.27 4 Cyl Eng & Early Power Booster Eng), 500, 500A, 500B	\$84.50


**Order No: WN-AR53034**

Description	Retail
 Head Gasket Set Applications: JD500B, 500C, 510, 3020 Features: Diesel 3020 S/N 123000-, 500A S/N 123114-152141	\$73.25


**Order No: WN-AR53035**

Description	Retail
 Full Gasket Set Applications: 3020, 500A, 500B, 500C, 510 Features: Diesel All S/N 280000- 4.27 4 Cyl Eng	\$99.25


**Order No: WN-AR53625**

Description	Retail
 Head Gasket Set Applications: 105, JD600, 4010, 4020 Features: Diesel	\$64.25


**Order No: WN-AR53630**

Description	Retail
 Head Gasket Set Applications: 105, JD600, 4000, 4020, 6602, 7700 Features: Diesel	\$67.25

**Order No: WN-R521228**

Description	Retail
 Oil Pan Gasket Applications: CTS, CTS II, 7700, 7710, 7800, 7810, 7820, 7920, 8560, 8570, 9100, 9120, 9500, 9510, 9550, 9550SH, 9560STS, 9570STS, 9600, 9610, 9640, 9650, 9650CTS, 9650STS, 9660, 9660CTS, 9660STS, 9680, 9750STS, 9760STS, 9960, 9965, 9970, 9976, 9986, 9996 Features: Diesel, 6076 & 6081 Only Additional Applications: 330CLC, 330LC, 330LCR, 370, 370C, 644G, 644H, 644J, 724J, 792DLC, 850J, 892ELC, 4920	\$42.75

**Order No: WN-RE37417**

Description	Retail
 Head Gasket Set Applications: 744E, 850, 855, 890, 890A, 992DLC, 5460, 5820, 5830, 8630, 8640, 8650, 8760 Features: Diesel, Less Aftercooler Housing Gaskets	\$141.75

**Order No: WN-RE38558**

Description	Retail
Gasket, Overhaul Set Applications: 2020, 2510, 400, 450, 480, 440 Features: Diesel, 4 Cylinder, W/O Seals 450 S/N -158257	\$143.36


**Order No: WN-RE38850**

Description	Retail
Head Gasket Set Applications: 300B, 301A, 302, 302A, JD310, JD350, JD350B, 350C, 350D, 355D, 830, 930, 940, 1020, 1030, 1040, 1120, 1130, 1140, 1520, 1530, 1550, 1630, 1750, 1850, 1850N, 2040, 2150, 2155, 2240, 2255, 2355N, 8875 Features: Diesel	\$29.00

**Order No: WN-RE38851**

Description	Retail
Head Gasket Set Applications: 499, 1640, 1830, 1840, 2030, 2040, 2040S, 2120, 2130, 2140, 2270, 2280, 2350, 2355, 2360, 2420, 2440, 2520, 2550, 2555CS, 2555TSS, 2630, 2640, 2650, 2650N, 2750, 2755, 2850, 2855N, 3300, 3430, 3830, 4400, 6000, 6100, 6500, 6600 Features: Diesel Additional Applications: 70, 70D, 190E, 210C, 290D, 300D, 310A, 310B, 310C, 310D, 315C, 315D, 344E, 344G, 400G, 401B, 401C, 401D, 410, 410B, 410C, 410D, 415B, 444E, 444G, JD450B, 450C, 450D, 450E, 450G, 455D, 455E, 455G, 490, 490D, 490E, 495D, 510B, 510C, 510D, 515B, JD550, 550A, 550B, 550G, JD555, 555A, 555B, 555G, 590D, 595, 595D, 610B, 650G	\$49.00

**Order No: WN-RE38852**

Description	Retail
 Head Gasket Set Applications: 499, 655, 655B, 690D, 690DR, 690ELC, 699, 710B, 710C, 710D, JD750, 750B, 750C, JD755, 755A, 755B, 755BH, 790ELC, 2840, 2940, 2950, 2955, 3030, 3040, 3055, 3130, 3140, 3150, 3155, 3255, 4030, 4050, 4400, 4420, 4425, 4435, 6600, 7200, 7400, 7500, 7600, 9400, 9900, 9910, 9920, 9930 Features: Diesel, Upper Fits John Deere Engine(s) 359 (Diesel), 6059T (Diesel), 6068T	\$73.75

John Deere®

**Industrial: Engines & Related Parts**

**Blocks & Components: Gaskets**

**Order No: WN-RE38852**

(Diesel); Additional Applications: JD444, 444C, 444CH, 444D, JD544A, JD544B, 544C, 544D, 544DH, 544E, 544EH, 544G, 544GH, 624E, 624EH, 624G, 624GH

**Order No: WN-RE38853**



Description	Retail
Gasket, Overhaul Set Applications: 300, 302A, 310, 240, 8875, 1520, 1530, 1550, 1630, 1750, 1850, 1950, 2040, 2150, 2155, 2240, 2255, 3100, 5105, 5200, 5205, 5210, 5220, 5300, 5310, 5400 Features: Diesel	\$83.50

**Order No: WN-RE501568**

Description	Retail
Overhaul Gasket Set Applications: 344E, 344G, 410C, 410D, 444E, 444G, 450E, 450G, 455E, 455G, 490D, 490E, 495D, 510B, 510C, 510D, JD550, 550A, 550B, 550G, JD555, 555A, 555B, 555G, 590D, 595, 595D, 610B, 610C, 650G, 2630, 2640 Features: Diesel, Less Crankshaft Seals	\$102.50

**Order No: WN-RE527551**

Description	Retail
Gasket, Overhaul Set Applications: 7710, 7810, 7820, 7920, 8120, 8120T, 8220, 8220T, 8320, 8320T, 8420, 8420T, 8520, 8520T, 9120, 9640, 9560STS, 9570STS, 9640, 850J, 330CLC, 370C, 644H, 644J, 724J, 9996, 7200, 4920 Features: Diesel, Major, Less Crankshaft Seals	\$654.50

**Order No: WN-RE527552**



Description	Retail
Head Gasket Set Applications: 330CLC, 370C, 644H, 644J, 724J, 850J, 4920, 7200, 7710, 7810, 7820, 7920, 8120, 8120T, 8220, 8220T, 8320, 8320T, 8420, 8420T, 8520, 8520T, 9120, 9560STS, 9570STS, 9640, 9650, 9650CTS, 9650STS, 9660, 9660CTS, 9660STS, 9680, 9760STS, 9996 Features: Diesel, Less Intercooler Gaskets	\$443.50

**Order No: WN-RE56491**



Description	Retail
Head Gasket Set Applications: 450LC, 744E, 992ELC, 6710, 8770, 8870 Features: For 10.1 Liter Engine, With Intercooler Gaskets	\$381.00

**Order No: WN-RE57186**



Description	Retail
Head Gasket Set Applications: CTS II, 330LC, 330LCR, 370, 644H, 644G, 850C, 850C-II, 6610, 6650, 7710, 7810, 8100, 8100T, 8110, 8110T, 8200, 8200T, 8210, 8210T, 8300, 8300T, 8310, 8310T, 8400, 8400T, 8410, 8410T, 9100, 9510, 9550, 9550SH, 9610, 9650, 9650CTS, 9650STS, 9750STS, 9970, 9976, 9986 Features: Diesel, Less Intercooler Gaskets	\$147.25

**Order No: WN-RE57187**



Description	Retail
Gasket, Overhaul Set Applications: 7710, 7810, 8100, 8110, 8200, 8210, 8300, 8310, 8400, 8410, 9100, 9510, 9550, 9610, 9650, 644H, 770C, 770CH Features: 6081T Diesel, Crank Seals Not Included 8100 s/n 9999-, 8200 s/n 9999-, 8300 s/n 9999-	\$292.25

**Order No: WN-RE66085**



Description	Retail
Inframe Gasket Set Applications: 544H, 544J, 624H, 690ELC, 700H, 700J, 710D, 710G, 750C, 750C-II, 750J, 1165, 1170, 1175, 1175H, 1450CWS, 1450WTS, 1550CWS, 1550WTS, 6250, 6520, 6603, 6605, 6620, 6615, 6715, 7210, 7220, 7320, 7405, 7410, 7420, 7500, 7510, 7520, 7610, 7815, 9400, 9410, 9450, 9540WTS, 9935 Features: Diesel, In-Chassis, 6.8L Powertech Additional Applications: TC54H, TC62H, 200CLC, 200LC, 230CLC, 230LCR, 230LCRD, 270CLC, 270LC, 4700, 4710, 4990, 4995	\$103.00

**Order No: WN-RG27875**



Description	Retail
Full Gasket Set Applications: 4430, 4630, 7020, 690B, 693B, 740 Features: Engine 404T Diesel	\$174.25

**Order No: WN-RG27876**

Description	Retail
Head Gasket Set Applications: JD644, JD644A, JD690, JD690A, 690B, 4320, 4430, 4520, 4620, 4630, 5200, 5440, 6600SH, 6602, 7020, 7700 Features: Diesel, Less Intercooler Gaskets	\$91.50

**Order No: WN-RG27883**



Description	Retail
Head Gasket Set Applications: 644C, 644D, 690C, 690CR, 790, 790D, 792, 850B, 892DLC, 4050E, 4250, 4440, 4450, 4455, 4640, 4650, 4840, 4850, 5720, 5730, 6602, 6620, 6622, 7720, 7722, 8430, 8440, 8450, 8820, 9940, 9950 Features: Premium Gasket Set, With Intercooler Gaskets	\$236.50

**Order No: WN-RG27884**



Description	Retail
Head Gasket Set Applications: 644E, 644EH, 644ER, 644EZ, 644G, 792DLC, 850C, 892ELC, 4055, 4255, 4455, 4455, 4560, 4755, 4760, 4955, 4960, 6610, 7700, 7800, 8100, 8200, 8300, 8560, 8570, 9500, 9600, 9960, 9965, 9970, CTS Features: Diesel, 6.076H Engine, With Intercooler Gaskets	\$120.75

**Order No: WN-RP342**

Description	Retail
Oil Pan Gasket Set Applications: 55, 95, 95H, JD444, 444C, 444CH, 444D, 499, JD544, JD544A, 699, 710B, 2840, 3030, 3120, 3130, 4400, 4420, 6600, 9900 Features: Diesel	\$23.25

**Order No: WN-RP343**


Description	Retail
Oil Pan Gasket Set Applications: 624E, 624EH, 624G, 624GH, 655, 655B, 690D, 690DR, 690ELC, 710B, 710C, 710D, JD750, 750B, 750C, JD755, 755A, 755B, 755BH, 790ELC, 2940, 2950, 2955, 3040, 3055, 3140, 3150, 3155, 3255, 4050, 4420, 4425, 4435, 7200, 7400, 7500, 7600, 9400, 9910, 9920, 9930 Features: Diesel; 6539, 6414, 6059, 6068 Engines Additional Applications: 444D, JD544B, 544C, 544D, 544DH, 544E, 544EH, 544G, 544GH	\$23.25

**Order No: WN-RP621**

**Industrial: Engines & Related Parts**


**Blocks & Components: Gaskets**

Order No: WN-RP621


Description	Retail
 Oil Pan Gasket Set Applications: CTS, 644E, 644EH, 644ER, 644EZ, 644G, 792DLC, 850C, 892ELC, 4055, 4255, 4455, 4455, 4560, 4755, 4760, 4955, 4960, 6610, 7700, 7800, 8560, 8570, 9500, 9600, 9960, 9965, 9970 Features: Diesel	\$65.00

**Blocks & Components: Manifolds**


Order No: WN-R26362

Description	Retail
 Manifold, 6 Cylinder, Diesel, Exhaust Applications: 4000, 4010, 4020, 4040, 4050, 4230, 4240, 600 Features: No Gasket 4000, 4010, 4020, 4040, 4050, 4230, 4240, 600, All w/ Diesel Engine	\$180.00


Order No: WN-R86029

Description	Retail
 Exhaust Manifold Applications: 4055, 4255, 4455, 4555, 4755, 4955, 8560, 8570, 9100, 9120, 9220, 9320, 9420, 9520, 9620, 6610, 6650, 7200, 9960, 9965, 9970, 9976, 9986, 9996, 540, 548E, 560D, 640, 644, 648, 660D, 740, 748, 848G Features: Front	\$270.68

Order No: WN-T20247


Description	Retail
 Manifold, 4 Cylinder, Gas, Intake and Exhaust Applications: 2020, 2030, 2510, 2520, 400, 401, 401B, 401C Features: Vertical	\$341.00

Order No: WN-T20251


Description	Retail
 Manifold, 3 Cylinder, Gas, Intake and Exhaust Applications: 1020, 1520, 300, 301A, 302A, 380 Features: Vertical	\$325.00

**Blocks & Components: Turbos**


Order No: WN-AR70439

Description	Retail
 Turbo Charger Applications: 1830, 2130, 2755, 2855N, 2555, 2755, 2450, 2650, 2850, 450, 450B, 450C, 550, 555, 410B, 510B, 555A, 550A, 450D, 455D, 610B, 550B, 410C, 510C, 490, 415B, 515B Features: TO4B32	\$495.00


Order No: WN-AR97633

Description	Retail
 Turbo Charger Applications: 5460, 5820, 860, 862, 890, 992, 5820, 6619, 8630, 8640, 8650 Features: Model TV6102 8630 (with 6619AE engine S/N -048542), 5820 (with 6619AE-02 engine S/N -048542)	\$1,110.19


Order No: WN-R43724

Description	Retail
 Turbo Charger Sleeve Applications: 4040, 4040S, 4050, 4240, 4240S, 4250, 4320, 4430, 4440, 4450, 4520, 4620, 4630, 4640, 4650, 4840, 4850, 550, 555, 5720, 644, 644A, 644B, 646, 646B, 6600, 6602, 6620, 6622, 690, 690A, 690B, 7020, 740, 7700, 7720, 8820, 8430, 8440, 9940 Features: Turbo to Elbow Adapter (8430 Model Year 1974-1981)	\$45.00


Order No: WN-R87732

Description	Retail
 Turbo Charger, Exhaust Sleeve Applications: 4055, 4255, 4455, 4555, 4755, 4955, 310E, 310G, 310SE, 310SG, 315SE, 315SG, 410E, 410G, 710G Features: Made From Seamless Steel Tubing, With Sealing Ring	\$91.75


Order No: WN-RE19778

Description	Retail
 Turbo Charger Applications: 4250, 4430, 4440, 4450, 4630, 4640, 4650, 4840, 4850, 5200, 5400, 5440, 5460, 5720, 6600, 6620, 7720, 8430, 8440, 8450, 8820	\$395.00


Order No: WN-RE29308

Description	Retail
 Turbo Charger Applications: CTS, 4055, 4255, 4455, 4555, 4560, 4755, 4760, 4955, 4960, 6076, 640E, 644E, 644EZ, 644G, 740G, 9960 Features: 644E Eng S/N -196127, 644EZ Eng S/N -196127	\$510.00

Order No: WN-RE44805

Description	Retail
 Turbo Charger Applications: 544H, 624E, 624G, 624GH, 640D, 640E, 4700, 4710, 4955, 6605, 6715, 7220, 7320, 7400, 7405, 7410, 7420, 7500, 9400, 9410, 9450, 9540WTS Features: 6068T Engine (Code 6503)	\$821.03

Order No: WN-RE531288


Description	Retail
 Turbocharger Applications: 8225R, 8245R, 8270R, 8295R, 8320R, 8345R, 8295RT, 8320RT, 8345RT, 8235R, 8260R, 8285R, 8310R, 8335R, 8360R, 8310RT, 8335R, 8360R, 8310RT, 8335RT, 8360RT, 8130, 8230, 8330, 8430, 8530, 8230T, 8330T, 8430T, 9670STS, 9770STS, S650, S660, S670, S670HM Features: Industrial: 724K, 744K, 350GLC, E330LC, E360, Forage Harvester: 7250, 7180, 8100, 8200, Sprayer: 4930, 4940, R4038, Cotton Picker: 7660	\$875.17

Order No: WN-RE62773

Description	Retail
 Turbo Charger Applications: 3255, 4050, 444C, 444CH, 444D, 544D, 544E, 570B, 624G, 643D, 653E, 655B, 670B, 672B, 690D, 690DR, 693D, 710D, 750B, 755B Features: Includes Mounting Gaskets	\$575.00

**Cylinder Heads: Bolts**

Order No: WN-R85363

Description	Retail
 Head Bolt Applications: 1040, 1140, 1350, 1550, 1630, 1750, 1850, 1850N, 2150, 2155, 2255, 2355N, 840, 940, 1950, 1950N, 2355N, 3100, 5045D, 5055E, 5065E, 5075E, 5220, 5320, 5320N, 3110, 2020, 2440, 1640, 1840, 5040, 5040S, 2130, 2250, 2350, 2355, 2450, 2555CS, 2140, 255TSS, 2650, 2650N, 2755, 2855N, 2640 Features: .446" Diameter 4.409" Long, Priced Individually 2155 S/N 741898-, 3110 (3029DRT65), 2440 S/N 687811-, 2555TSS S/N 687811-, 2650N S/N 687811-, 2855N S/N 687811-, 2640 S/N 687811-, 3200, 3200X, 3210 (4039DRT35), 3210X (4039DRT35), 3400,	\$2.25

**Industrial: Engines & Related Parts**

**Cylinder Heads: Bolts**

**Order No: WN-R85363**

3400X, 3410 (4039TRT35), 3410X (4039TRT35), 6200, 6200L, 6300, 6300L, 6400L, 3300, 3300X, 3210X (4045DRT50), 3310 (4045DRT35 Or 4045DRT51), 3310X (4045DRT35 Or 4045DRT51), 3410 (4045TRT50), 3410X (4045TRT50), 5070M, 5076E, 5076EL, 5078E, 5080G, 5080GF, 5080GV, 5080M, 5080R, 5080RN, 5082E, 5083E, 5083EN, 5085E, 5085M, 5090E, 5090EH, 5090EL, 5090G, 5090GF, 5090GH, 5090GV, 5090M, 5090R, 5090RN, 5093E, 5093EN, 5095M, 5095MH, 5100GF, 5100GV, 5100M, 5100R, 5100RN, 5101E, 5101EN, 5105M, 5105ML, 5420, 5425, 5425N, 5520, 5520N, 5620, 5625, 5720, 5725, 5725N, 5820, 6010, 6020, 6100, 6110, 6110L, 6120, 6130, 6200L, 6210, 6130, 6200L, 6210, 6210L, 6220, 6230, 6310, 6310L, 6310S, 6320, 6330, 6400, 6400L, 6410, 6410L, 6410S, 6420, 6420S, 6430, 6500, 6500L, 6510L, 6510S, 6534, 7130, 7130 Premium, 3040, 3050, 3140, 3150, 3350, 3640, 3650, 4040, 4040S, 4050 S/N 714353-, 6600, 6506, 6510, 6520, 6530, 6603, 6610, 6620, 6630, 6800, 6810, 6820, 6830, 6900, 6910, 6910S, 6920, 6920S, 6930, 7185J, 7200, 7205J, 7220, 7320, 7400, 7405, 7410, 7420, 7425, 7430 Preium, 7510, 7515, 7520 (2003 Thru 2007), 7525, 7600, 7610, 7715, 7815

**Cylinder Heads: Gaskets**

**Order No: WN-NR-49866**

Description	Retail
Gasket, Rocker Arm Cover	\$8.05
Applications: 4000, 4010, 4020, 4040, 4050, 4055, 4230, 4240, 4250, 4255, 4320, 4430, 4440, 4450, 4455, 4520, 4550, 4555, 4620, 4630, 4640, 4650, 4755, 4760, 4840, 4850, 4955, 4960, 6600, 6620, 7020, 7700, 7720, 7800, 8100, 8200, 8300, 8430, 8440, 8450, 8560, 8570, 8820, 9500, 9600, 370, 644A, 644C	
Features: Diesel 6600 S/N 156502-, Additional Models Fits John Deere Construction Industrial 644D, 644E, 644G, 644H, 646, 646B, 646C, 690, 690A, 690B, 690C, 693B, 693C, 740, 740E, 743, 743A, 748E, 748G, 762A, 762B, 770A, 770B, 772A, 790, 790D, 792, 850B Cotton Pickers: 5200, 5400, 5440, 5730, 6610, 6650, 7200, 9940, 9950, 9960, 9965, 9970, 9976	

**Cylinder Heads: Valves & Related**

**Order No: WN-RP959335**

Description	Retail
Valve Train Kit	\$268.00
Applications: 4055, 4255, 4455, 4555, 4560, 4755, 4760, 4955, 4960, 7700, 7800, 8100, 8200, 8300, 8560, 8570, 9500, CTS, 9970, 9965, 644E, 644E, Z, 644ER, 644EH, 644G	
Features: Incl. Intake And Exhaust Valves, Springs And Keepers	

**Order No: WN-VTK17892**

Description	Retail
Cylinder Head, Valve Train, Kit	\$447.75
Applications: 6600, 6602, 6620, 6622, 7700, 7720, 8820, 9940, 9950, 5440, 5460, 5720, 5730, 644C, 644D, 646A, 690B, 690C, 693C, 740, 740A, 762A, 762B, 770A, 770B, 790D, 850B, 892D, 4320, 4430, 4440, 4450, 4630, 4640, 4650, 4840, 4850, 8430, 8440, 8450	
Features: STD, Int & Exhaust Valves, Inserts, Keepers, Springs, O-Rings, Caps 6600 S/N 335845-, 6602 w/ 6.466T S/N 253373- & 6.466A S/N 317859-, 6620 S/N -233592 & 317859- w/	


6.466A 6 Cyl Eng, 6622 S/N -233592 & 317859- w/ 6.466A 6 Cyl Eng, 7700 S/N 335845-, 6.404T/A, 6 CYL Eng, 7720 S/N -233592 & 317859- w/ 6.466A 6 Cyl Eng, 8820 w/ 6.466T S/N -253372 & w/ 6.466A S/N -317858, 9940 S/N 233593- w/ 6.466A 6 Cyl Eng, 9950 w/ 6.466T S/N 253373- & 6.466A S/N 233593-, 5440 S/N 335845-, 6.404T/A, 6 CYL Eng, 5460 w/ 6.466T S/N 253373- & 6.466A S/N 317859-, 5730 w/ 6.466T S/N 253373- & 6.466A S/N 233593-, 644C w/ 6.466T S/N 253373- & 6.466A S/N 233593-, 690B S/N 335845-, 6.404T/A, 6 CYL Eng, 690C w/ 6.466T S/N 253373- & 6.466A S/N 233593-, 693C S/N 335845-, 6.404T/A, 6 CYL Eng, 693C S/N 335845-, 6.404T/A, 6 CYL Eng, 740A S/N 233593-317858 w/ 6.466A 6 Cyl Eng, 762A w/ 6.466T S/N 253373- & 6.466A S/N 23359, 762B w/ 6.466T S/N 253373 & 6.466A S/N 23359, 770A w/ 6.466T S/N 253373- & 6.466A S/N 23359, 770B w/ 6.466T S/N 253373- & 6.466A S/N 23359, 790D w/ 6.466T S/N 253373- & 6.466A S/N 23359, 850B w/ 6.466T S/N 253373- & 6.466A S/N 23359, 892D w/ 6.466T S/N 253373- & 6.466A S/N 23359, 4320 S/N 335845-, 6.404T/A, 6 CYL Eng, 4440 All 6.466T & S/N -233592 & S/N 317859- w/ 6.466A 4650 w/ 6.466T S/N 253373- & 6.466A S/N 317859-, 4840 w/ 6.466T S/N -253372 & w/ 6.466A S/N -317858, 4850 S/N 233593-317858, 6.466A, 6 CYL Eng), 8430 Model Year 1974-1981 w/ 6.466T S/N -253372 & w/ 6.466A, 8440 w/ 6.466T S/N -253372 & w/ 6.466A S/N -317858, 8450 w/ 6.466T S/N -253372 & w/ 6.466A S/N -317858

**Order No: WN-VTK17903**

Description	Retail
Cylinder Head, Valve Train, Kit, Standard	\$430.25
Applications: 6600, 6620, 7700, 4000, 4020, 4040, 4050, 4230, 4240, 4320, 4520, 4620, 5440, 600, 644, 644A, 646, 646B, 690, 690A	
Features: Int & Exhaust Valves, Inserts, Keepers, Springs, O-Rings, Caps	

**Flywheels & Ring Gears: Flywheels**

**Order No: WN-AR53380**


Description	Retail
 Flywheel, W/Ring Gear	\$779.28
Applications: 500, 500A, 500B, 500C, 510, 3010, 3020, 4000, 4020	
Features: 6 Cylinder, Diesel, Power shift	

**Flywheels & Ring Gears: Ring Gears**

**Order No: WN-AR103044**

Description	Retail
Flywheel, Ring Gear	\$200.33
Applications: 5010, 5020, 6030, 7520, 8440, 8450, 8630, 8640, 8650, 8760, 8770, 8870, 9200, 9300, 9300T, 9400, 9400T, 9860STS, 5200, 5400, 5440, 5460, 5720, 5730, 5820, 5830, 6710, 6750, 6850, 7400, 7500, 450CLC, 644B, 646, 646B, 700A, 744E, 744H, 760, 760A, 762, 770, 770A, 772A, 844, 850, 855, 860B	
Features: 147 Teeth, 17.406" ID, 18.595 OD	

**Order No: WN-R28811**

Description	Retail
 Flywheel, Ring Gear	\$68.50
Applications: 3010, 3020, 3255, 4000, 4010, 4020, 4030, 4040, 4050, 4055, 4230, 4240, 4250, 4255, 4320, 4350, 4430, 4440, 4450, 4455, 4520, 4555, 4620, 4630, 4640, 4650,	

**Industrial: Engines & Related Parts**

**Flywheels & Ring Gears: Ring Gears**

**Order No: WN-R28811**


4755, 4760, 4840, 4850, 4955, 4960, 6100D, 6110D, 6115D, 6125D, 6130D, 6140D, 6230, 6330, 6403, 6405, 6430, 6500, 6510, 6603, 6605  
 Features: 16.353" O.D., 15.171" I.D., .562" Wide, 129 Tooth, Diesel Additional Models: 6610, 6800, 6900, 7020, 7130, 7200, 7210, 7220, 7230, 7320, 7330, 7405, 7410, 7420, 7430, 7500, 7505, 7510, 7520, 7530, 7600, 7610, 7630, 7700, 7710, 7720, 7730, 7800, 7810, 7830, 7930, 8100, 8100T, 8110, 8110T, 8120, 8120T, 8130, 8200, 8200T, 8210, 8210T, 8220, 8220T, 8225R, 8230, 8230T, 8245R, 8270R, 8295R, 8295RT, 8300, 8300T, 8310, 8310T, 8320, 8320R, 8320RT, 8320T, 8330, 8330T, 8345R, 8345RT, 8400, 8400T, 8410, 8410T, 8420, 8420T, 8430, 8430T, 8440, 8450, 8520, 8520T, 8530, 8560, 8570, 9100, 9120, 9230, 9400, CTS, CTS II, C670, T550, T560, T660, W540, W550, W650, W660, 1085, 1085H4, 1170, 1177, 1188, 1188H4, 6600, 6602, 6620, 7700, 7720, 8820, 9400, 9410, 9450, 9500, 9500SH, 9510, 9510SH, 9550, 9550SH, 9560, 9560SH, 9560STS, 9570STS, 9600, 9610, 9650, 9650CTS, 9650STS, 9660, 9660CTS, 9660STS, 9670STS, 9680I WTS, 9680WTS, 9750STS, 9760STS, 9770STS, 985, 985HY4, TC444H, TC544H, TC624H, 120, 120D, 200CLC, 200DLC, 200LC, 210LE, 210LJ, 230LC, 240DLC, 270LC, 310E, 310J, 310SE, 310SJ, 315SE, 315SJ, 325SJ, 330CLC, 344E, 344G, 344H, 344J, 370C, 410J, 444D, 444E, 444G, 444H, 444HCL, 444J, 444JR, 444K, 450G, 450H, 450J, 455G, 485E, 486E, 488E, 490D, 490E, 493D, 495D, 500, 500A, 500B, 500C, 510, 524K, 544B, 544C, 544D, 544E, 544EH, 544G, 544H, 544HLL, 544J, 544K, 550G, 550H, 550J, 555G, 570B, 590D, 595D, 600, 624E, 624EH, 624H, 624HLL, 624J, 624K, 643D, 643G, 644A, 644C, 644D, 644E, 644ER, 644J, 644K, 646, 646B, 650G, 650H, 650J, 655, 655B, 670, 670A, 670B, 670C, 670CH, 670D, 670G, 672A, 672B, 672CH, 672D, 672G, 690, 690A, 690B, 690C, 690D, 690E, 693C, 693D, 700J, 710J, 724K, 740, 740A, 740G, 744K, 750, 750B, 750J, 755, 755A, 755B, 755BMIL, 762A, 762B, 764, 770A, 770B, 770BH, 770D, 770G, 772B, 772BH, 772D, 772G, 790D, 790E, 792DLC, 843G, 850B, 850C, 850J, 850JR, 870D, 870G, 872D, 892DLC, 892ELC, 9935, 9940, 9950, 9960, 9965, 9970, 9976, 9986, 9996, 5200, 5400, 5440, 5460, 5720, 5730, 7200, 7250, 7400, 7500

**Order No: WN-R54503**


Description	Retail
Flywheel, Ring Gear Applications: 7445, 7450, 9930, 340B, 410B, 410C, 410D, 415B, 510B, 510C, 510D, 515B, 550, 550A, 550B, 555, 555A, 555B, 610B, 610C, 640, 640E, 710B, 710C, 710, 710D, 440C, 440D, 448D, 540B, 540D, 540E, 540G, 548D, 640D, 640G, 648D Features: 115 Teeth, 13.437" I.D.	\$169.15

**Ignition: Distributor & Related**


**Order No: WN-21A241**

Description	Retail
 Distributor, Condenser Applications: 3300, 1010, 1020, 1520, 2010, 2020, 2030, 2510, 2520, 4030, 440, 440A, 440B, 300, 301, 302, 310, 350, 380, 400, 401, 410, 450, 480 Features: Services Prestolite Distributor	\$5.17


**Order No: WN-21A310**

Description	Retail
 Distributor, Rotor Applications: 323W, 45, 55, 95, 4400, 6602, 7700, 600, 1010, 2010, 3010, 3020, 4000, 4010, 4020, 4230 Features: For DELCO Distributors 1964- 1010 S/N 42001-, 2010 S/N 42001-, 3010 S/N 1E33000-, 4010 S/N 2E29500-	\$3.28

**Order No: WN-AT14468**

Description	Retail
 Condenser Applications: 500, 500A, 500B, 600, M, MC, MT, 1010, 2010, 3010, 320, 40, 4000, 4010, 4020, 420, 4230, 430	\$2.65

**Order No: WN-AT14680**

Description	Retail
 Distributor, Rotor Applications: 3300, 300B, 301A, 302, 302A, 401B, 401C, 410, JD300, JD301, JD310, JD350, 1010, 1020, 1520, 2010, 2020, 2030, 2510, 2520, 4030 Features: Prestolite	\$13.32

**Order No: WN-AT21062**

Description	Retail
Distributor, Points Applications: 3300, 301A, 1010, 1020, 1520, 2010, 2020, 2030, 2510, 2520, 4030, 300, 301, 302, 310, 350, 380, 400, 401, 410, 450, 480, 24A, 440, 440A, 440B Features: For Prestolite Distributors	\$5.54

**Order No: WN-AT21717**

Description	Retail
Distributor, Cap Applications: 300, 300B, 301, 301A, 302, 302A, 310, 350, 380, 1020, 1520 Features: 3 Cylinder, Clip Type, Prestolite Dist. 4301B, 4301C, 4301D	\$27.40

**Order No: WN-R11271**

Description	Retail
Distributor Cap Applications: 600, 4000, 4010, 4020, 4230 Features: 6 Cylinder, Delco, Year 1964- 600 with Delco Distributor 1112624 or 111, (4000, 4010, 4020, 4230 all with Delco Distributor 1112624 or 1112466)	\$9.38


**Ignition: Magneto & Related**

**Order No: WN-AR12013**

Description	Retail
Distributor, Condenser Applications: 105, 95, 699, 45, 55, 1010, 1020, 210, 2020, 2510, 2520, 3020, 3300, 4030, 6600 Features: WICo, Type X Magneto	\$17.75

**Lubrication System: Oil Pan & Related**

**Order No: WN-AT168629**

Description	Retail
 Oil Pressure Sender Applications: 653E, 653G, 655, 655B, 750, 750B, 755, 755A, 755B, 850, 850B, 855, 4040, 4050, 4230, 4240, 4250, 4430, 4440, 4450, 4630, 4640, 4650, 4840, 4850, 8430, 8440, 8450, 8630, 8640, 8650 Features: 8430 Model Year 1974-1981	\$38.00

**Lubrication System: Oil Pumps**

**Order No: WN-R32428**


Description	Retail
Oil Pump Drive Gear Applications: 500, 600, 3010, 3020, 4010, 4020, Features: 20 Tooth, Diesel	\$49.00

John Deere®

**Industrial: Engines & Related Parts**

**Mufflers & Components: Mufflers**


Order No: WN-AT21795

Description	Retail
 Muffler Applications: 300, 301, 301A, 302, 400, 401, 401B, 1020, 1120, 1520, 1530, 1630, 1830, 2020, 2030, 2040, 2120, 2140, 2240, 2440, 2630, 301A, 820, 830, 920, 930 Features: 35.500" Length, 4.625" Body Dia., 2.015" I.D., 1.750" O.D. (2040, 2240 both S/N -349999), 2440 S/N -340999, 2630 Early Models, (820, 830 both 3 Cylinder)	\$174.35

**Industrial: Fuel System**


**Carburetors & Parts: Carburetor Parts**

Order No: WN-AR13020


Description	Retail
 Carburetor, Throttle Shaft Applications: 3010, 3020, 4000, 4010, 4020, 500, 600 Features: Zenith Carburetor	\$37.50

**Fuel Tank & Related: Fuel Pumps**


Order No: WN-RE38009

Description	Retail
 Fuel Lift Transfer Pump Applications: 70, 70D, 210, 290D, 300D, 310C, 310D, 315C, 315D, 344E, 400G, 440C, 482C, 515B, 240, 8875, 2155, 2355, 2555, 2755, 3100, 5105, 5200, 5205, 5210, 5220, 5300, 5310, 5400, 5500, 6100, 6200, 6210, 6300, 6310, 6500 Features: Mounting Holes 2 I For 2.9D, 2.9T, 4.239D, 4.239T, 4039D, 4039T, 4045D engines Mounting holes: 2 Inlet Position: 2 o'clock (with cam lever pointing at you) Outlet Position: 3 o'clock (with cam lever pointing at you) For Saran engines	\$52.00

Order No: WN-RE532211


Description	Retail
 Fuel Pump Applications: 4120, 4320, 4520, 4720, 313, 315, 317, 320, 325, 328, 332, CT315, CT322, CT332	\$60.00

Order No: WN-RE66153


Description	Retail
 Fuel Lift Transfer Pump Applications: 310G, 310SE, 444H, 450G, 455G, 550G, 555G, 650G, 5410, 5415, 5420, 5425, 5510, 5520, 5525, 5615, 5625, 5715, 5725, 6010, 6403, , 6110, 6205, 6210, 6310, 6405, 6510, 6520, 6603, 6605, 6610, 6615, 6715, 7210, 7405, 7410, 7505, 7510, 7610, 7720, 7730, 7820, 7830, 7920, 7930, 9400, 9450 Features: Additional John Deere Industrial(s) 120, 200, 210, 230, 270, 310, 315, 344, 410, 444, 444H, 450, 455, 485, 486, 488, 540, 544, 548, 550, 555, 624, 640, 643, 648, 650, 670, 672, 698, 700, 710D, 843, 850 Line Connections Are Both Threaded; Mounting holes: 2; Inlet Position: 9 o'clock (with cam lever pointing at you); Outlet Position: 12 o'clock (with cam lever pointing at you)	\$45.00

**Fuel Tank & Related: Fuel Sending Units**

Order No: WN-AR26434


Description	Retail
 Fuel Sending Unit Applications: 3010, 3020, 4010, 4020, 500, 600, 860, 860A Features: Gas and Diesel 3020 S/N -122999, 4020 S/N -200999, 500 S/N -67999, 600 S/N -200999, 860 S/N -001000, 860A S/N -001000	\$43.17

Order No: WN-AR46268

Description	Retail
 Fuel Tank, Sending Unit Applications: 3020, 4000, 4020, 4320, 600 Features: 3020 S/N 123000-, 4000 S/N 201000-, 4020 S/N 201000-, 600 S/N 201000-	\$58.81

**Fuel Tank & Related: Fuel Tanks & Parts**


Order No: WN-AT20911

Description	Retail
 Fuel Cap W/ Rubber Cover Applications: 1010, 1020, 1520, 1530, 2010, 2020, 2030, 2040, 2240, 2440, 2510, 2520, 2630, 2640, 2840, 3010, 3020, 320, 330, 4000, 4010, 4020, 4030, 4040, 4050, 4055, 420, 4230, 4240, 4250, 4255, 430, 4320, 435, 4350, 440, 4430, 4440, 4450, 4455, 4520, 4620, 4630, 50, 5010, 520, 530, 60, 620, 630, 770 Features: Red, 1.775" Tang To Tang Length, 1.455" ID 730, 830 3 Cylinder, Crawler: 440, Forklift: 2010, 5010, Industrial: 400, Loader Backhoe: 480, Tractor: 820 3 Cylinder, 4020 S/N -200999, 3020 S/N -122999, 50 S/N 5018450-	\$36.00


Order No: WN-AT20912

Description	Retail
Fuel Tank, Sending Unit Applications: 1020, 1520, 1530, 2020, 2030, 2440, 2630, 2640, 300, 300B, 301, 301A, 302, 302A, 310, 310A, 310B, 380, 400, 401, 401B, 401C, 410, 480, 480A, 480B Features: Includes Gasket and Threaded Type Terminals 2440 (s/n 340999-Earlier), 2640 (s/n 340999-Earlier)	\$66.58


Order No: WN-R34765

Description	Retail
 Fuel Injector Boot Applications: 500, 510, 600, 644, 770, 772A, 3020, 4000, 4020, 4230, 4520, 5020, 5200, 5400, 6030, 6600, 7700, 7520 Features: Fuel Line to Injector, 12 Per Pack, Priced Per Pack	\$23.32

Order No: WN-R82873

Description	Retail
 Fuel Tank Ring Red Grommet Applications: 620, 630, 720, 730, 820, 830, 840, 920, 930, 940, 1010, 1020, 1520, 1530, 2010, 2020, 2030, 2040, 2120, 2130, 2140, 2240, 2440, 2510, 2520, 2630, 2640, 2840, 3010, 3020, 3120, 3130, 4000, 4010, 4020, 4030, 4040, 4050, 4230, 4240, 4250, 4320, 4430, 4440, 4440, 4450, 4520, 4620, 4630, 5010 Features: Red, 3.965" OD, 2.295" ID Fits Models 60, 70, 730 (all 2 cylinder), 820 (3 CYL), 830 (3 CYL), Fits John Deere Combine(s) 2240; Fits John Deere Hay Equipment(s) 920, 930, 2250, 2270, 2280; Fits John Deere Industrial(s) 300, 301, 400, 401, 480, 700; Fits John Deere Sprayer(s) 6100, 6500, 6600	\$25.00

Order No: WN-RE27667

Description	Retail
 Fuel Lift Transfer Pump Applications: 301, 1140, 1350, 1520, 1530, 1550, 1630, 1640, 1750, 1850, 1950, 2020, 2030, 2040, 2130, 2140, 2150, 2155, 2240, 2350, 2440, 2510, 2520, 2555, 2630, 2640, 2750, 2755, 2840, 2940, 2950, 2955, 3020, 3155, 4020, 7200, 7400, 7600, 7700, 2240, 3300, 4400, 4420, 4425, 6600, 6602, 7700, 9400 Features: Gas or Diesel Additional Models: Tractors: 70, 510, 670, 755, 820, 830, 840, 940, 1010, 1020, 1030, 1040, 1130, Forage Harvesters: 699, 7200, 7400, 7440, 7445, 7450, 7800, 9900, 9910, 9920, 9930 Hay Equipment: 480, 930, 2250, 2270, 2280, 2320, 2360, 2420,	\$26.00

**Industrial: Fuel System**

**Fuel Tank & Related: Fuel Tanks & Parts**

**Order No: WN-RE27667**

3430, 3830, Industrials: 44, 210, 244, 290, 300, 301, 302, 310, 315, 340, 344, 350, 355, 380, 400, 401, 410, 415, 440, 444, 450, 455, 480, 482, 490, 493, 495, 500, 510, 515, 540, 544, 548, 550, 555, 570, 590, 595, 600, 610, 624, 640, 643, 644, 650, 653, 655, 670, 672, 690, 693, 710, 740, 748, 750, 755, 760, 790, 850, Sprayers: 6000, 6100, 6500, 6600, Tillage: 210

**Injection Pumps & Related: Injectors**

**Order No: WN-R531436**

Description	Retail
Fuel Injector	\$77.04
Applications: 270CLC, 3215, 3220, 3415, 3420, 360DC, 360DG, 3800, 410G, 450J, 540GIII, 550J, 605C, 650J, 700H, 750J, 850J, SE6020, SE6120, SE6220, SE6320, SE6420, 6020, 6120, 6120L, 6215, 6220, 6220L, 6320, 6320L, 6415, 6420, 6420L, 6520, 6520L, 6615, 6620, 6715, 7220, 7320, 7420, 7520	
Features: 210LE (PE4045TT092, W/ Turbocharger), (310G, 310SG both VSN: 910056-, PE4045TT088/PE4045TT089), 410G (PE4045TT093, W/ Turbocharger)	

**Order No: WN-RE38087**



Description	Retail
Fuel Injector	\$82.58
Applications: 6200, 6300, 6400, 7200, 7400, 7455, 7500, 9930, 300, 315, 344, 410B, 444, 444E, 450, 455, 510, 540, 544, 548, 550, 555, 570, 590, 595, 624, 640, 643, 650, 653, 655, 670, 690, 693, 710, 710D, 740, 750, 755, 790, 8875, 6500, 6600	
Features: Pencil Type for 300 Series Motors Marked as 28485 9930 engine S/N 300000-, 9930 engine S/N 300000-	

**Order No: WN-RE46364**

Description	Retail
Injector	\$98.33
Applications: 4555, 4560, 4755, 4760, 4955, 4960, 644E, 770B, 740E, 748E, 748G, 9500, 9600, 644E, 644ER, 740G, 770B, 770BH, 772B, 772BH, 892ELC	
Features: Bosch Replacement	

**Order No: WN-RE60062**



Description	Retail
Injector	\$40.00
Applications: 5103, 5410, 5415, 5415H, 5420, 5420N, 5425N, 5605, 5615, 5715, 5715HC, L512, L514, L524, L534, 210LE, 310E, 310G, 324H, 450H, 485E, 486E, 488E, 670C, 670CH, 672CH, 270, 280	
Features: Non-Turbo Engines	

**Industrial: Hydraulics / Remotes**

**Hydraulics: Drives & Couplers**

**Order No: WN-L34569**



Description	Retail
Hydraulic Pump Drive Coupler	\$13.80
Applications: 1040, 1140, 1640, 1840, 2040, 2040S, 2140, 2150, 2155, 2240, 2255, 2350, 2355, 2355N, 2550, 2555, 2750, 2755, 2840, 2855N, 2940, 2950, 2955, 840, 940, 1040E, 1140E, 1350, 1550, 1640, 1750, 1840, 1850, 1950, 1950N, 2040, 2040E, 2040S, 2140, 2150, 2155, 2240, 2250, 2255, 2350, 2450, 2550	
Features: Tractor Applications: 2555, 2650, 2650N, 2750, 2755, 2840, 2850, 2855N, 3040, 3050, 3055, 3140, 3150, 3255, 3350, 3640, 3640S, 3650, 4040E, 4040S, 4240E, 7240S,	

4350, 4440E; Industrial Applications: 210C, 300B, 301A, 302A, 310A, 310B, 310C, 310D, 315D, 401B, 401C, 401D, 410, 410B, 410C, 410D, 415B, 444C, 444CH, 482C, 500C, 510, 540B, 510C, 510D, 515B, 544C, 610B, 610C, 644C, 646C, 710B, 710C, 710D

**Order No: WN-R34359**



Description	Retail
Hydraulic Pump Drive Shaft Coupler	\$86.00
Applications: 3020, 4000, 4020, 440, 500, 500A, 5010, 5020, 600, 760	
Features: 4.37" Long, 14 Splines Hydraulic pump coupler pins (4) Use WN-R34360; Hydraulic pump coupler bushing (4) Use WN-R45822; Hydraulic pump couplers (2) Use WN-R38348	

**Order No: WN-R34360**



Description	Retail
Hydraulic Pump Drive Pin	\$4.25
Applications: 5010, 3020, 4020, JD500, JD600, 2510, 1020, 2020, JD300, JD301, JD401, JD400, JD500, JD760, JD700, JD500A, 5020, 4520, 3020, 4000, 1520, 2520, 5020, 4320, 4520, 4620, 7020, 2030, 2630, 6030, 7520, 4030, 4230, 4430, 4630, 8430, 8630, 2440, 2640, 4040, 4240, 4440, 4640, 4840, 8440, 8640	
Features: Pack of 2, Priced Individually	
Additional Models: 3120, 3030, 3130, 1530, 1830, 2030, 2130, 2040, 2240, 1020, 1120, 1030, 1130, 1630, 2840, 2120; Industrial: JD544, JD544A, JD644A, JD310, 410, 500C, 544B, 644B, 300B, 301A, 401B, 401C, 302, 302A, 444, 310A, 310B; Cotton Picker: 9940	

**Order No: WN-R34362**



Description	Retail
Hydraulic Pump Drive Coupler Half	\$14.00
Applications: 1830, 2030, 2130, 2840, 3020, 4000, 4020, 4030, 4040, 4230, 4240, 4320, 4430, 4440, 4520, 4620, 4630, 4640, 4840, 5010, 5020, 6030, 7020, 7520, 8430, 8440, 8630, 8640, 3030, 3130, 302A, 310, 310A, 401C, 410, 444, 500, 500A, 500B, 500C, 510, 544, 544A, 570, 600, 640, 644, 646, 670, 670A	
Features: 3030 S/N -311078, 3130 S/N -311078, 8430 (Years 1974-81); Industrial: 672A, 700, 740, 760, 762, 770A, 772A, 300B	
Row Crop Only; Skidder: 440, 440A, 440B, 440C, 540, 540B	

**Order No: WN-R45822**



Description	Retail
Pump, Hydraulic, Shaft, Drive Pin Bushing	\$1.50
Applications: 830, 1020, 1520, 1830, 2020, 2030, 2040, 2130, 2240, 2440, 2510, 2520, 3020, 3030, 3130, 4000, 4020, 4030, 4040, 4230, 4240, 4320, 4430, 4440, 4455, 4520, 4620, 4630, 4640, 4840, 5010, 5020, 6030, 7020, 7520, 8430, 8440, 8630, 8640, 2240, 9400, 9940, 930, 300B, 440, 440A, 440B	
Features: 4 per bag, Priced individually. Min order 4	

**Order No: WN-R46345**



Description	Retail
Hydraulic Coupler Drive Pin	\$6.50
Applications: 2020, 2840, 3020, 3030, 3130, 4000, 4020, 4030, 4040, 4230, 4240, 4320, 4430, 4440, 4520, 4620, 4630, 6030, 7020, 500, 510	
Features: Engine Side, 1 5/8" Overall Length, 3/8" Hex Head 3030 S/N -311078, 3130 S/N -311078, 4000 S/N 250001-, 4020 S/N 250001-, Threads into Engine Pulley	

**Order No: WN-R72739**


**Industrial: Hydraulics / Remotes**

**Hydraulics: Drives & Couplers**

Order No: WN-R72739


Description	Retail
Pump, Hydraulic, Coupler Applications: 9950, 9960, 9965, 9970, 770A, 770AH, 770B, 772A, 772AH, 772B, 4050, 4055, 4250, 4255, 4450, 4455, 4555, 4560, 4650, 4755, 4760, 4850, 4955, 4960, 8450, 8650, 8850 Features: Bolts To Drive Coupler	\$18.68

Order No: WN-T22915


Description	Retail
 Hydraulic Pump Driveshaft Applications: 2030, 2440, 2630, 2640, 300, 300B, 302, 302A, 400, 401 Features: 4.37" Long, 14 Splines, 2.4 CI Pump (39 cc) 2440 S/N -340999, 2640 S/N -340999	\$125.00

**Hydraulics: Pump Assemblies**


Order No: WN-AR101288

Description	Retail
 Pump, Hydraulic, Assembly Applications: 310B, 410, 500C, 640, 670, 740, 740A Features: 65 cm, Industrial, With Electric De-stroke Port 410 s/n 383251-, 500C s/n 386723-	\$995.00


Order No: WN-AR101807

Description	Retail
 Hydraulic Pump Applications: 1640, 2040, 2140, 2955, 3010, 3020, 4000, 4010, 4020, 4040, 4050, 4230, 4240, 4250, 4430, 4440, 4450, 4520, 4620, 4630, 5010, 5020, 7020, 7520, 300, 302, 310, 340, 400, 401, 440, 444, 448, 500, 540, 544, 548, 570, 600, 640, 644, 646, 700, 760 Features: 50 cm, Large Inlet Port, Without Port for Electric De-Stroke 1640 S/N -494042, 2040 S/N -494042, To validate your warranty: A contaminated system should be completely flushed by an authorized dealer. Use new, clean fluid and filters	\$990.00

Order No: WN-AR103033


Description	Retail
 Hydraulic Pump Assembly Applications: 1020, 1030, 1120, 1130, 1350, 1520, 1530, 1550, 1630, 1640, 1750, 1830, 1850, 1950, 2020, 2030, 2040, 2120, 2130, 2140, 2150, 2155, 2240, 2250, 2255, 2350, 2355, 2440, 2450, 2550, 2555, 2630, 2640, 2650, 2750, 2755, 2855N, 301A, 3030, 3040, 3130, 3140, 300, 301, 302, 400, 401, 401B Features: 23 cm, Bearing Type With Keyed Shaft 301A S/N 352536-, 300 S/N 45200-, 301, 301A, 302 S/N 352536-, 400 S/N 45200-, 401, 401BS/N 352536-, 401D, Compact Tractor: 3120, Cotton Picker: 9920, 9930, 9940, 9950, Cotton Stripper: 7440, 7445	\$585.00

Order No: WN-AR56160


Description	Retail
 Pump, Hydraulic, Assembly Applications: 2130, 3030, 3130, 4020, 4040, 4040S, 4240, 4240S, 4440, 300B, 302A, 310A, 401C, 440, 440A, 440B, 440C, 444, 510, 540, 540A, 540B, 544, 544A, 544B, 570, 570A, 640, 644B, 646, 646B, 760, JD300, JD310, JD400, JD401, JD500A, JD600, JD644A, JD700A, JD760A Features: 50 cm Pump, 7/8" Discharge Port 4020 s/n -200999, 4040 European, 4240 European, 4440 European, 300B s/n -383942, 302A s/n -383942, 310A s/n -351941, 401C s/n -383942,	\$990.00

-383942, 440 Dubuque s/n 072797- OR Welland s/n 020582-, 440A Dubuque s/n 072797- OR Welland s/n 020582-, 440B Dubuque s/n 072797- OR Welland s/n 020582-, 440C s/n -405091, 510 s/n -161722, 540B s/n -405035, 570 s/n -405250, 570A s/n -405250, 640 s/n 403205-405035, JD500A s/n 123114-152141, JD600 s/n 119000-


Order No: WN-AR90459

Description	Retail
 Pump, Hydraulic, Assembly Applications: JD300, JD500, JD600, 1640, 1830, 1840, 2030, 2040 2130, 2140, 2350, 2440, 2510, 2520, 2630, 2640, 2840, 2940, 3020, 3030, 3040, 3130, 4030, 5010, 9950, 9960, 9965, 9970, 300, 440, 440A, 440B, 500, 600 Features: 40 cm, 7/8" Discharge Port	\$950.00

Order No: WN-AR94660

Description	Retail
 Hydraulic Pump Assembly Applications: 1830, 1840, 1850, 1950, 2030, 2040, 2130, 2140, 2155, 2250, 2350, 2355, 2440, 2510, 2520, 2520, 2550, 2555, 2630, 2640, 2650, 3010, 3020, 4000, 4010, 4020, 4040, 4050, 4055, 4230, 4240, 4250, 4255, 4320, 4350, 4430, 4440, 4450, 4455, 4520, 4620, 4630, 4640, 4840, 5010, 300, 500, 600 Features: 50 cm, 1 1/16" Discharge Port, 1 1/16" Inlet Ports Additional Models: Fits John Deere Cotton Pickers 9950, 9960, 9965, 9970 Tractors: 1550, 1640, 1750, 2750, 2755, 2840, 2850, 2855, 2855N, 2940, 2950, 2955	\$965.00

Order No: WN-AR97872

Description	Retail
 Hydraulic Pump Assembly Applications: 300, 500, 600, 9950, 9960, 9965, 9970, 1550, 1640, 1750, 1830, 1840, 1850, 1950, 2030, 2040, 2130, 2140, 2155, 2250, 2350, 2355, 2440, 2450, 2510, 2520, 2550, 2555, 2630, 2640, 2650, 2750, 2755, 2840, 2850, 2855N, 2940, 2950, 2955, 3010, 3020, 3030, 3040, 3050, 3055, 3130, 3140, 3150 Features: 40 cm, 1 1/16" Discharge Port 600 s/n -118999, Additional Models 3155, 3255, 3350, 3640, 3650, 4010, 4030, 5010	\$950.00

To validate your warranty: A contaminated system should be completely flushed by an authorized dealer. Use new, clean fluid and filters

Order No: WN-AT164404

Description	Retail
Hydraulic Pump Applications: 300D, 310D, 315D	\$1,033.00

Order No: WN-AT38800

Description	Retail
Hydraulic Pump Applications: 450, 450B, 450C, 455D, 743A	\$547.00

Order No: WN-R39741

Description	Retail
Hydraulic Pump Port Plug Applications: 6010, 4010, 5010, 3020, 4020, JD500, JD600, 2510, 1020, JD300, JD400, 5020, 4520, 4000, 1520, 2520, 5020, 4320, 7020, 4620, 2030, 6030, 7520, 4030, 4230, 4430, 4630, 2630, 8430, 8630, 2440, 2640, 2940, 8850, 8450, 8650, 4040, 4240, 4450, 4640, 4840, 4050, 4250, 4450, 4650, 4850, 8440 Features: Plug for the Secondary Inlet, 1 5/8" 8640	\$15.00


Order No: WR-AR101264




**Industrial: Hydraulics / Remotes**

**Hydraulics: Pump Assemblies**


**Order No: WR-AR101264**

 Description	Retail
Pump, Hydraulic, Assembly Applications: 670A, 672A, 740A, 762, 762A, 770A, 772A Features: 65 cm, Serialized Pump, Without Port for Electric De-Stroke	\$1,080.00

**Order No: WR-AR101288**

 Description	Retail
Pump, Hydraulic, Assembly Applications: 310B, 410, 500C, 640, 670, 740, 740A Features: 65 cm, Industrial, With Port for Electric De-Stroke	\$1,175.00

**Order No: WR-AR101807**

 Description	Retail
Pump, Hydraulic, Assembly Applications: 1640, 2040, 2140, 2955, 3010, 3020, 4000, 4010, 4020, 4040, 4050, 4230, 4240, 4250, 4430, 4440, 4450, 4520, 4620, 4630, 5010, 5020, 7020, 7520, 300, 302, 310, 340, 400, 401, 440, 444, 448, 500, 540, 544, 548, 570, 600, 640, 644, 646, 700, 760 Features: 50 cm, Large Inlet, With Port For Electric De-Stroke 1640 SN-494042, 2040 SN-494042, To validate your warranty: A contaminated system should be completely flushed by an authorized dealer. Use new, clean fluid and filters	\$875.00


**Order No: WR-AR102502**

 Description	Retail
Pump, Hydraulic, Assembly Applications: 444CH, 444C, 544C Features: 50 cm, With Left Hand Discharge Port	\$985.00


**Order No: WR-AR102507**

 Description	Retail
Hydraulic Pump Applications: 644C, 646C Features: 65 cm, Left Side Discharge Port, Serialized 646C Loader	\$1,175.00

**Order No: WR-AR102568**

 Description	Retail
Pump, Hydraulic, Assembly Applications: 310A Features: 50 cm, Industrial	\$755.00


**Order No: WR-AR103033**

 Description	Retail
Hydraulic Pump Assembly Applications: 1020, 1030, 1120, 1130, 1350, 1520, 1530, 1550, 1630, 1640, 1750, 1830, 1850, 1950, 2020, 2030, 2040, 2120, 2130, 2140, 2150, 2155, 2240, 2250, 2255, 2350, 2355, 2440, 2450, 2550, 2555, 2630, 2640, 2650, 2750, 2755, 2855N, 301A, 3030, 3040, 3130, 3140, 300, 301, 302, 400, 401, 401B Features: 23 cm, Bearing Type With Keyed Shaft 301A s/n 352536-, 300 s/n 45200-, 301, 301A, 302 s/n 352536-, 400 s/n 45200-, 401, 401B s/n 352536-, 401D Compact Tractor: 3120 Cotton Picker: 9920, 9930, 9940, 9950 Cotton Stripper: 7440, 7445	\$625.00

**Order No: WR-AR47533**

Description	Retail
Hydraulic Pump Applications: JD500, 510 Features: 50 cm, Mid Mounted	\$980.00


**Order No: WR-AR56160**

 Description	Retail
Hydraulic Pump, Assembly Applications: 2130, 3030, 3130, 4020, 4040, 4040S, 4240, 4240S, 4440, 300B, 302A, 310A, 401C, 440, 440A, 440B, 440C, 444, 510, 540, 540A, 540B, 544, 544A, 544B, 570, 570A, 640, 644B, 646, 646B, 760, JD300, JD310, JD400, JD401, JD500A, JD600, JD644A, JD700A, JD760A Features: 50 cm, Single Inlet, 7/8" Discharge Port 4020 s/n -200999, 4040 European, 4240 European, 4440 European, 300B s/n -383942, 302A s/n -383942, 310A s/n -351941, 401C s/n -383942, 440 Dubuque s/n 072797- OR Welland s/n 020582-, 440A Dubuque s/n 072797- OR Welland s/n 020582-, 440C s/n -405091, 510 s/n -161722, 540B s/n -405035, 570 s/n -405250, 570A s/n -405250, 640 s/n 403205-405035, JD500A s/n 123114-152141, JD600 s/n 119000-	\$870.00

**Order No: WR-AR89834**

Description	Retail
Hydraulic Pump Applications: 510, 8850 Features: 98 cm, Double Bank, Non-serialized body	\$1,550.00


**Order No: WR-AR96175**

 Description	Retail
Hydraulic Pump Applications: 410B, 415B, 515B Features: 50 cm, 1-5/16" Inlet Port On Both Sides, With Charge Pump	\$1,395.00

**Order No: WR-AR96177**

Description	Retail
Hydraulic Pump Applications: 710B Features: 100 cm, Double Bank, 4 X 2 Port Configuration	\$1,950.00

**Order No: WR-RE21051**

 Description	Retail
Hydraulic Pump Applications: 410C, 510C, 610C Features: 3000 Series, Non-Unitized Body, With Charge Pump	\$2,950.00

**Order No: WR-RE33603**

Description	Retail
Hydraulic Pump Applications: 410C, 510C, 610C, 410D, 510D Features: 3000 Series, Unitized Body, With Charge Pump	\$2,950.00

**Order No: WR-RE53599**


Description	Retail
Hydraulic Pump Applications: Stricly Industrial Applications Only Features: 50 cm	\$2,435.00

**Order No: WR-RE53605**

Description	Retail
Hydraulic Pump Applications: Industrial Only Features: 3000 Series	\$2,300.00

**Hydraulics: Repair Parts**

**Order No: WN-R27173**

 Description	Retail
Stroke Control Valve Filter Element Applications: 1830, 2030, 2130, 2350, 2440, 2520, 2550, 2630, 2640, 2750, 2840, 2940, 2950, 3010, 3020, 3030, 3130, 4000, 4010,	\$7.00

**Industrial: Hydraulics / Remotes**

**Hydraulics: Repair Parts**

**Order No: WN-R27173**

4020, 4030, 4040, 4230, 4240, 4320, 4430, 4440, 4520, 4620, 4630, 4640, 4840, 5010, 5020, 6030, 7020, 7520, 8430, 8440, 8630, 8640, 300, 300B, 302A, 310, 400, 401, 410C, 444  
 Features: Hydraulic Pump Additional Models: 8430 Model Year 1974-1981; Industrial: 500, 500A, 500B, 540A, 544, 544A, 544B, 544C, 570, 570A, 600, 640, 644, 644A, 644B, 644C, 646, 646B, 646C, 670A, 672A, 70A, 740, 760, 760A, 770A, 772A; Skidder: 440, 440A, 440B, 440C, 540, 540B

**Order No: WN-R34348**



Description	Retail
Hydraulic Pump Shaft Applications: 3010, 4010, 5010, 4020, JD600, JD400, 5020, 4520, 3020, 4000, 5020, 4320, 4620, 7020, 6030, 7520, 4230, 4430, 4630, 4040, 4240, 4440, 4640, 4840, JD600, JD300, JD401, JD500A, JD544, JD544A, JD644A, JD500B, JD760A, JD700A, JD310, 510, 544B, 644B, 300B, 401C.302A, 444, 444C, 544C Features: Additional Models: 310A, 310B	\$70.00

**Order No: WN-R62372**



Description	Retail
Pump, Hydraulic, Piston, Spring Applications: 300, 300B, 302, 302A, 310, 310A, 340, 400, 401, 401C, 410, 410B, 415, 415B, 440, 444, 444C, 444CH, 500, 500A, 500B, 510, 515, 515B, 540, 540A, 544, 3010, 4010, 5010, 3020, 4020, JD500, JD600, 2510, 5020, 4520, 4000, 2520, 5020, 4320, 4620, 7020, 6030, 7520, 4030, 4230, 4430, 4630, 8430 Features: Pack of 8, Priced Individually Fits John Deere Construction & Industrial(s) 544, 544B, 570, 570A, 600, 640, 644, 644A, 644B, 646, 646B, 670, 670A, 672, 672A, 700, 700A, 740, 740A, 760, 760A, 770, 770A, 772, 772A	\$2.80

**Order No: WN-R79152**



Description	Retail
Pump, Hydraulic, Shaft Applications: 1640, 1830, 1840, 2040, 2040S, 3010, 3020, 3030, 3130, 4000, 4010, 4020, 4040, 4050, 4055, 4230, 4240, 4250, 4255, 4320, 4350, 4450, 4455, 4520, 4620, 4630, 4640, 4840, 5010, 5020, 6030, 7020, 7520, 300, 300B, 302, 302A, 310, 340, 340D, 400, 401, 440, 444, 444C, 448, 448D, 500, 510, 540 Features: Used in 50 cm Serialized Pumps Additional Industrial Applications: 540A, 540B, 540D, 544, 544C, 548, 548D, 570, 570A, 570B, 600, 640, 640D, 648, 648D, 700, 700A, 760, 760A	\$78.00

**Order No: WN-R79154**



Description	Retail
Hydraulic Pump Shaft Applications: 3140, 4000, 4020, 4040, 4230, 4240, 4430, 4440, 4520, 4555, 4620, 4630, 4640, 4650, 4755, 4840, 4850, 4955, 8430, 8440, 8450, 8630, 8640, 8650, 310B, 410, 500C, 610B, 640, 644C, 670, 670A, 670B, 672A, 672B, 740, 740A, 762, 762A, 762B, 770A, 770B, 772A, 772B Features: Used in 65 cm Serialized Pumps	\$78.00


**Order No: WN-RE13271**



Description	Retail
Pump, Housing, Destroke Valve Applications: 3010, 4010, 5010, 3020, 4020, JD500, JD600, 2510, JD300, JD400, 5020,	\$28.00


44520, 4000, 2520, JD760, JD700, 4320, 4620, 7020, JD401, 2030, 6030  
 Features: Manual Destroke

**Order No: WN-T22914**

Description	Retail
 Shaft, Hydraulic Pump Applications: 1020, 2020, 1520, 2030, 2630, 2440, 2640, 1530, 1830, 2030, 2130, 2040, 2240, 1020, 1120, 1030, 1130, 1630, JD300, JD301, 301A, 302, JD400, JD401, 401B, 401C Features: Keyed Length: 4.770", Key Hole: .877"	\$40.00

**Remotes / Couplers: Hydraulic Couplers**


**Order No: WN-L34432**

Description	Retail
 Hydraulic Pump Drive Coupler Applications: 1640, 2040, 2040S, 2140, 2150, 2155, 2240, 2255, 2350, 2355, 2355N, 2550, 2555, 2750, 2755, 2855N, 2940, 2950, 2955, 3040, 3055, 3140, 3150, 3155, 3255, 4350, 301A, 401B, 401D, 210C, 300B, 300D, 302A, 310A, 310B, 310C, 310D, 315C, 315D, 340D, 401C, 410, 410B, 410C, 410D, 415B, 440C, 510 Features: Front Half 1640 S/N 430000-, 2040 Standard S/N 430000-, 2040 Utility S/N 350000-, 2040S S/N 430000-, 2140 S/N 430000-, 2155 S/N -621999 & S/N 720000-, 2240 S/N 350000-, 2955 S/N -767516, 3040 S/N 430000-, 3140 S/N 430000-	\$15.00


Description	Retail
Hydraulic Pump Drive Coupler Applications: 440D, 444C, 444CH, 448D, 482C, 500C, 510B, 510C, 510D, 515B, 540B, 540D, 544C, 548D, 570, 570A, 570B, 610B, 610C, 640, 640D, 644C, 646C, 648D, 670A, 670B, 672A, 672B, 710B, 710C, 710D, 762A, 762B, 770A, 770AH, 772A, 772AH, 790D, 793D Features: Front Half	\$15.00

**Remotes / Couplers: Remote Valve Parts**

**Order No: WN-R34397**


Description	Retail
 Valve, Selective Control, Outlet Socket Applications: JD300, JD400, JD500, JD600, JD700, 1010, 1020, 1520, 2010, 2020, 2510, 2520, 3020, 350, 350B, 4000, 4020, 4320, 450, 450B, 4520, 5010, 5020	\$50.00

**Order No: WN-RE10924**

Description	Retail
 Selective Control Valve O-ring Kit Applications: 600, 1020, 300, 400, 4520, 3020, 1520, 2520, 700, 5020, 4620, 7020, 301, 401, 6030, 4030, 4230, 4430, 4630, 8430, 8630, 2440, 2640, 2940, 8850, 8450, 8650, 4040, 4240, 4440, 4640, 4840, 4050, 4250, 4450, 4650, 8440, 8640, 8560, 8760, 8960, 4055, 4255, 4455, 45555, 4755, 4955, 4560, 4760 Features: SCV, Valve O-ring Kit Additional Tractor Applications: 4960, 8570, 8770, 8870, 8970, 2150, 2255, 1640, 2040, 2140, 3040, 3140, 2350, 2550, 2750, 2950, 3150, 1550, 1750, 1750, 1850, 1850N, 2955, 2755, 2855N, 3155, 3055, 3255, Additional Industrial Applications: 540, 540A, 440, 440A, 440B, 301A, 300B, 401B, 401C, 302A, 401D	\$28.00

**Tanks, Lines, Hoses, Attenuators, Miscellaneous: Lines, Hoses, & Fittings**

**Order No: WN-AR32313**

Description	Retail
 Valve, Hydraulic, Line Applications: 600, 4020 Features: Power shift, Dual Selective Control, Right Hand, Inner Rear 600 S/N -200999, 4020	\$114.25

**Industrial: Hydraulics / Remotes**  
**Tanks, Lines, Hoses, Attenuators, Miscellaneous: Lines, Hoses, & Fittings**  
**Order No: WN-AR32313**  
 S/N -200999


**Order No: WN-AR32656**

Description	Retail
Valve, Hydraulic, Line Applications: 600, 4020 Features: Synchro, Dual Selective Control, Left Hand, Outer Rear 600 S/N -200999, 4020 S/N -200999	\$76.42


**Order No: WN-AR32657**

Description	Retail
Valve, Hydraulic, Line Applications: 600, 4020 Features: Synchro, Dual Selective Control, Left Hand, Inner Rear 600 S/N -200999, 4020 S/N -200999	\$74.44


**Order No: WN-AR34757**

Description	Retail
 Oil Line Applications: 600, 4020 Features: (600 S/N -200999, Power Shift/Rear RH, Outer), (4020 S/N -200999, Power Shift)	\$100.50

**Industrial: Operators Station / Cab**  
**Air Conditioning / Heating: Blower Motors**  
**Order No: WN-RE159446**


Description	Retail
 Blower Motor Assembly Applications: 8110, 8120, 8120T, 8210, 8220, 8220T, 8310, 8320, 8320T, 8410, 8420, 8420T, 8520, 8520T, 9100, 9120, 9200, 9210, 9220, 9300, 9300T, 9320, 9320T, 9400, 9400T, 9420, 9420T, 9520, 9520T, 9260, 9620T Features: 12V, Wheel, Single Shaft	\$254.00

**Air Conditioning / Heating: Compressors**  
**Order No: WN-AH169875**


Description	Retail
 Air Conditioning Compressor Applications: 5085M, 5095M, 5105M, 5410, 5420, 5420N, 5510, 5520, 5520N, 6403, 6603, 7200, 7210, 7400, 7410, 7510, 7600, 7610, 7630, 7700, 7710, 7715, 7720, 7730, 7800, 7810, 7815, 7820, 7830, 7920, 7930, 8100, 8100T, 8110, 8110T, 8120, 8120T, 8130, 8200, 8200T, 8210, 8210T, 8220, 8220T, 8225R Features: Nippondenso, With Clutch Voltage 12 8230, 8230T, 8245R, 8270R, 8295R, 8295RT, 8300, 8300T, 8310, 8310T, 8320, 8320R, 8320RT, 8320T, 8330, 8330T, 8345R, 8345R, 8345RT, 8400, 8400T, 8410, 8410T, 8420, 8420T, 8430 Model Year 2006 2009, 8430T, 8520, 8520T, 8530, 8630, 9100, 9120, 9220, 9230, 9300T, 9320, 9320T, 9330, 9400T, 9420, 9420T, 9430, 9430T, 9520, 9520T, 9530, 9530T, 9620, 9620T, 9630, 9630T; Additional Models: Fits John Deere Combine(s) CTS II, 9410, 9450, 9510, 9510SH, 9550, 9550SH, 9560, 9560SH, 9560STS, 9570STS, 9610, 9640, 9650, 9650CTS, 9650STS, 9660, 9660CTS, 9660STS, 9670STS, 9680, 9750STS, 9760STS, 9770STS, 9860STS, 9870STS; Fits John Deere Cotton Picker(s) 7760; Fits John Deere Harvester(s) 7200, 7250, 7300, 7350, 7400, 7450, 7500, 7550, 7700, 7750, 7800, 7850, 7950; Fits John Deere Industrial(s) 310G, 310SG, 310SJ, 315SG, 315SJ, 410G, 410J, 450H, 450J, 550H, 550J, 560D S/N -596699, 643H, 644G, 650H, 650J, 653E, 653G, 710D, 710J, 740, 740G, 740G S/N 559115-, 840, 843H; Fits John Deere	\$250.00

Skid Steer Loader(s) 360DC S/N -596699, 360DG, 460DC S/N -596699, 540G S/N 558205-, 540G-II, 540G-III, 548G S/N 558205-, 548G-II, 548G-III, 640G S/N 558205-, 640G-II, 640G-III, 648G S/N 558205-, 648G-II, 648G-III, 748G S/N 559115-, 748G-II, 748G-III; Fits John Deere Sprayer(s) 4700, 4710, 4720, 4920, 4930, 6700; Fits John Deere Swather(s) 4895, 4995; The following steps must be performed prior to compressor installation for warranty to be considered on all A/C compressors. Failure to do so will void all warranty. system (condenser, evaporator, lines, etc.) needs to be flushed with an approved liquid? new receiver-drier or accumulator needs to be put on. 3. The expansion valves or office tubes needs to be inspected - cleaned - replaced. the lines. 5. The condenser and evaporator needs to be checked/cleaned of debris. vacuum system down. 7. Use the recommended type and amount of oil needed. 8. Install the proper Freon level. 9. Hand turn the compressor after filing with Freon. 10. Check the voltage to the compressor. 11. Check the system for leaks. 12. The proper documentation/shop work order of the above steps needs to accompany the compressor for warranty.


**Order No: WN-AL155836**

Description	Retail
 Air Conditioner Compressor Applications: 3200, 3215, 3220, 3400, 3415, 3420, 3800, 318D, 319D, 320D, 323D, 326D, 328D, 329D, 332D, 333D, 5070M, 5080M, 5090M, 5100M, 5100R, 5620, 5720, 5820, 6010, 6110, 6120, 6130, 6200, 6210, 6220, 6300, 6310, 6320, 6400, 6410, 6420, 6500, 6820, 6920, 7220, 7230, 7330, 7420, 7430, 7505, 7520 Features: Serpentine Pulley W/ Clutch The following steps must be performed prior to compressor installation for warranty to be considered on all A/C compressors. Failure to do so will void all warranty. system (condenser, evaporator, lines, etc.) needs to be flushed with an approved liquid? new receiver-drier or accumulator needs to be put on. 3. The expansion valves or office tubes needs to be inspected - cleaned - replaced. the lines. 5. The condenser and evaporator needs to be checked/cleaned of debris. vacuum system down. 7. Use the recommended type and amount of oil needed. 8. Install the proper Freon level. 9. Hand turn the compressor after filing with Freon. 10. Check the voltage to the compressor. 11. Check the system for leaks. 12. The proper documentation/shop work order of the above steps needs to accompany the compressor for warranty.	\$395.00

**Order No: WN-AT215510**

Description	Retail
 A/C Compressor Applications: 200LC, 230LC, 230LCR, 270LC, 330LC, 330LCR, 370, 450LC, 550LC Features: Denso, 24V, 1 Groove Clutch (5/8")	\$490.88

**Order No: WN-RE12513**

Description	Retail
 Air Conditioner Compressor Applications: 300D, 310C, 310D, 315C, 315D, 344E, 410B, 410C, 410D, 444D, 444E, 510B, 510C, 510D, 540E, 544D, 544E, 544G, 548E, 610c, 624E, 624G, 640E, 643, 643D, 644D, 644E, 644G, 648E, 740E, 748E, 4435, 7722 Features: Nippondenso, Ear Mounting, With New 5.75" Clutch 300D S/N -790702, 310D S/N -790702, 315D S/N -790702, 410D S/N -790702, 510D S/N -790702, 540E S/N -542089, 544G	\$325.00

**Industrial: Operators Station / Cab**


**Air Conditioning / Heating: Compressors**

**Order No: WN-RE12513**


Description	Retail
S/N -542069, 548E S/N -542089, 624G S/N -542069, 640E S/N -542089, 643, 643D S/N -792107, 644G S/N -542069, 648E S/N 542089, 740E S/N -542089, 748E S/N -542089, CTS S/N -650401, 1055, 1065 S/N 41201-, 1075 S/N 44137-, 1085 S/N 44137-, 4420 S/N 610101-, 6620 S/N 600001-, 6622 S/N 615401-, 7720 S/N 600001-, 7722 S/N 600001-, 8820 S/N 615401-, 9400 S/N -650101, 9500 S/N - 650201, 9600 S/N -650301	
Air Conditioner, Compressor	\$325.00

Applications: 2250, 2355, 2450, 2555, 2650, 2755, 2850, 2855N, 2955, 3050, 3055, 3155, 3255, 3350, 3650, 4050, 4055, 4250, 4255, 4450, 4455, 4555, 4560, 4650, CTS, 4420, 4425, 4755, 4760, 4850, 4955, 4960, 5720, 6620, 6622, 7720, 8450, 8560, 8650, 8760, 8820, 8850, 8960, 9400, 9500, 9500SH, 9600  
 Features: Nippondenso, Ear Mounting, With New 5.75" Clutch The following steps must be performed prior to compressor installation for warranty to be considered on all A/C compressors. Failure to do so will void all warranty. system (condenser, evaporator, lines, etc.) needs to be flushed with an approved liquid? new receiver-drier or accumulator needs to be put on. 3. The expansion valves or office tubes needs to be inspected - cleaned - replaced. the lines. 5. The condenser and evaporator needs to be checked/cleaned of debris. vacuum system down. 7. Use the recommended type and amount of oil needed. 8. Install the proper Freon level. 9. Hand turn the compressor after filing with Freon. 10. Check the voltage to the compressor. 11. Check the system for leaks. 12. The proper documentation/shop work order of the above steps needs to accompany the compressor for warranty.

**Order No: WN-RE46657**


Description	Retail
 Air Conditioner Compressor	\$359.00
Applications: 9400, 9500, 9500SH, 9600, 8570, 8770, 8870, 8970 Features: Nippondenso, With Clutch, No Manifold, R134a 9400 1993-, 9500 S/N 650201-, 9500SH 1993-, 9600 1993-; Does not come with AC lines manifold - Old manifold needed; The following steps must be performed prior to compressor installation for warranty to be considered on all A/C compressors. Failure to do so will void all warranty. system (condenser, evaporator, lines, etc.) needs to be flushed with an approved liquid? new receiver-drier or accumulator needs to be put on. 3. The expansion valves or office tubes needs to be inspected - cleaned - replaced. the lines. 5. The condenser and evaporator needs to be checked/cleaned of debris. vacuum system down. 7. Use the recommended type and amount of oil needed. 8. Install the proper Freon level. 9. Hand turn the compressor after filing with Freon. 10. Check the voltage to the compressor. 11. Check the system for leaks. 12. The proper documentation/shop work order of the above steps needs to accompany the compressor for warranty.	

**Order No: WN-RE52508**

Description	Retail
 Air Conditioner, Compressor, Clutch	\$130.00
Applications: 644, 644G, 648, 648G, 648H, 650,	


650H, 650J, 653, 653E, 653G, 660D, 710, 740, 740G, 748, 748G, 748H, 840, 843, 843G, 843H, 843J, 843K, 848G, 848H, 1850, 2054, 2154, 2154D, 2454, 2454D, 2554, 2954, 2954D, 3754, 3754D, 3430, 3830, 4890, 4895, 4990, 4995, A400, D450, R450  
 Features: 5.75", 8 Groove  
 Air Conditioner, Compressor, Clutch \$130.00  
 Applications: 9935, 9970, 9976, 9986, 9996, 210, 210LJ, 310, 310E, 310G, 310J, 310SE, 310SG, 310SJ, 315, 315SE, 315SG, 360D, 360DC, 360DG, 410, 410E, 410G, 410J, 450, 450H, 450J, 460, 460DC, 460DG, 540, 540G, 540H, 548, 548G, 548H, 550, 550H, 550J, 560D, 640, 640G, 640H, 643, 643G, 643H, 643J, 643K  
 Features: 5.75", 8 Groove

**Order No: WN-RE58348**


Description	Retail
 Air Conditioner, Compressor, Clutch	\$126.00
Applications: CTS, 300D, 310D, 315D, 410D, 4560, 4760, 4755, 4955, 4960, 510D, 710D, 750C, 850C, 8570, 8770, 8870, 8970, 9500, 9500SH, 9600, 9970, 9976, 9986 Features: Single Groove, Electric	

**Air Conditioning / Heating: Expansion Valves**


**Order No: WN-904-1860**

Description	Retail
 Expansion Valve	\$55.50
Applications: 5200, 5210, 5300, 5310, 5400, 5410, 5500, 5510, 6110, 6210, 6310, 6410, 6510, 6610, 6810, 6910, 6910S, 7610, 7710, 7810, 8100, 8110, 8200, 8210, 8300, 8310, 8400, 8410, 9100, 9200, 9230, 9300, 9400, 9430, 9530, 9630, TC44H, TC54H, 300D, 310D, 310E, 310SE, 315D, 315SE, 410D, 410E, 444H Features: Block Valve, 3/8" x 1/2" O-Ring (6510, 6610, 6810, 6910, 6910S, All Euro Edition) All Without Temperature Control! Additional Models:Fits John Deere Industrial 444HLL, 450H, 450J, 510D, 550H, 550J, 644H, 650H, 650J, 670B, 670C, 670CH, 672B, 672CH, 700H, 700J, 710D, 750C, 750J, 770B, 770BH, 770C, 770CH, 772B, 772BH, 772CH, 850C, 850J	

**Order No: WN-904-617**


Description	Retail
 Expansion Valve Block Style	\$34.75
Applications: CTS, CTS II, 9400, 9410, 9450, 9500, 9500SH, 9510, 9510SH, 9550, 9550SH, 9560, 9560SH, 9560STS, 9600, 9610, 9650, 9650CTS, 9650STS, 9660, 310D, 315D, 410D, 510D, 540E, 540G, 544G, 548E, 548G, 624G, 640E, 640G, 644G, 648E, 648G, 710D, 740E, 740G, 748E, 748G Features: Block Valve, 5/8" x5/8" Fitting Fits John Deere Windrowers 4890, 4895, 4990, 4995	

**Order No: WN-RE174764**

Description	Retail
 Air Conditioner, Expansion Valve	\$59.00
Applications: 5220, 5320, 5420, 5520, 7200, 7210, 7220, 7320, 7400, 7410, 7420, 7510, 7520, 7610, 7710, 7720, 7810, 7820, 7920, 8100, 8100T, 8110, 8110T, 310G, 317, 320, 325, 328, 332, 410G, 444H, 544H, 644H, 710G, 724J, 744H, 744J, 824J, 8120, 8120T, 8200, 8200T, 8220, 8220T, 8300	

**Air Conditioning / Heating: Receiver/Driers**

**Order No: WN-804-1890**

Description	Retail
 Receiver Drier Air Conditioner	\$39.75
Applications: CTS, CTS II, 4700, 4710, 6620, 7720, 8100, 8100T, 8200, 8210, 8300, 8310,	

**Industrial: Operators Station / Cab**

**Air Conditioning / Heating: Receiver/Driers**


**Order No: WN-804-1890**

8400, 8410, 8410T, 7720, 8820, 9400, 9410, 9450, 9500, 9500, 9500SH, 9510, 9510SH, 9550, 9550SH, 9560, 9560SH, 9560STS, 9570STS, 9600, 9610, 9650, 9650CTS, 9650STS, 9660, 9660CTS, 9670STS, 9750STS, 9760STS

Features: Additional Applications: 9600 S/N 650201-, 6620 S/N 600001-, 7720 S/N 600001-, 8820 S/N 615401-, 9400 S/N -650100, 9600 S/N 650201-, 9770STS, 9860STS, 9870STS; Fits John Deere Cotton Pickers 7760, 9940, 9950, 9960, 9965, 9976; Fits John Deere Forage Harvesters 5730, 5830, 6610, 6710, 6810, 6910; Fits John Deere Sprayers 4700, 4710; Fits John Deere Industrial 540G, 548G, 640G, 648G, 740G, 748G

**Air Conditioning / Heating: Switches/Electrical**

**Order No: WN-220-220**

Description	Retail
 Air Conditioner, Compressor, Fuse Applications: 1640, 2040, 2040S, 2140, 2250, 2350, 2355, 2550, 2555, 2650, 2750, 2755, 2850, 2855N, 2940, 2950, 2955, 3030, 3040, 3130, 3140, 3150, 3155, 3640, 4000, 4020, 4030, 4040, 4040S, 4230, 4240, 4240S, 4320, 4350, 4430, 4440, 4520, 4620, 4630, 4640, 4840, 5020, 6030, 7020, 8430, 8440, 8630 Features: Thermal Limiter, Package of 5 Additional Tractor Models: 8640 2650 S/N -646947, 2955 S/N -663474, 6030 S/N 36227-, 8630 S/N 3514-, Fits John Deere Combines 985, 1065 S/N -41201, 1068H S/N -44137, 1072, 1075 S/N -44137, 1085, 3300, 4400, 4420, 6600, 6620, 6622, 700, 7720, 7722, 8820 S/N -615401; Fits Cotton Pickers 9900, 9910, 9920, 9940; Fits Cotton Strippers 484, 7440; Fits Forage Harvesters 5200, 5440, 5460, 5720, 5820; Fits Windrowers 2250, 2270, 2280, 2320, 2420; Fits Sprayer 6000; Fits Industrial 444, 444C, 444CH, 544B, 544C, 644B, 646, 646B, 655, 655B S/N -791560, 670A, 672A, 690B, 693B, 750, 750B S/N -791560, 755, 755A, 755B S/N -791560, 762, 762A S/N -818909, 770, 770A, 770AH, 772A, 772AH, 844 S/N -5212748, 850, 855, 860, 860A, 860B, 862, 890, 890A, 990	\$9.00

**Cab / Open Station: Glass**

**Order No: WN-AT154429**

Description	Retail
Cab, Glass, Windshield, Upper Applications: 190E, 330LC S/N 0081001>, 370S/N 0081001>, 490E, 690ELC, 790ELC, 892CELC, 992ELC Features: 42.500" X 28.750" Truck Freight	\$180.26


**Order No: WN-AT85104**

Description	Retail
Glass, Rear, Lower Applications: 210C, 310C, 315C, 315CH, 410B, 415B, 510B, 510C, 515B, 610B, 610C, 710B, 710C Features: A=40", B=6.5", C=15", D=31", E=15", F=6.50"	\$202.89

**Order No: WN-AT87527**

Description	Retail
Rear Middle Glass Applications: 300D, 310D, 310E, 310SE, 315D, 315SE, 410D, 410E, 510D, 710D Features: 48.50" Top Length, 48.00" Bottom Length, 15.00" Width	\$207.20

**Order No: WN-RE68345**

Description	Retail
 Fuel Lift Transfer Pump Applications: 4700, 5410, 5415, 5420, 5425, 5510, 5520, 5525, 5615, 5625, 5715, 5725, 6010, 6110, 6205, 6210, 6310, 6405, 6410, 6505, 6510, 6515, 6520, 6603, 6605, 6610, 6615, 6715, 7210, 7405, 7410, 7510, 7610, 9410, 120, 200, 210, 230, 270, 310, 315, 344, 410, 444, 444H, 450, 455, 485, 486, 488, 540 Features: Mounting Holes 2 Additional Models: 544, 548, 550, 555, 624, 640, 643, 648, 650, 670, 672, 700, 710D, 843, 850; Inlet Position: 9 o'clock (with cam lever pointing at you); Outlet Position: 12 o'clock (with cam lever pointing at you)	\$52.00

**Order No: WN-T113463**

Description	Retail
Cab Glass Door Upper Left Hand Applications: 210C, 310C, 315C, 315CH, 410B, 410C, 415B, 510B, 510C, 515B, 610B, 610C, 710B, 710C Features: A=22", B=38", C=21", D=11-1/2", E=27"	\$302.86

**Order No: WN-T113465**

Description	Retail
Glass, Side, Upper Applications: 201C, 310C, 315C, 315CH, 410B, 514B, 510B, 510C, 515B, 610B, 610C, 710B, 710C Features: RH/LH	\$149.69

**Order No: WN-T113467**

Description	Retail
Glass, Windshield Applications: 210C, 310C, 315C, 315CH, 410B, 410C, 415B, 510B, 510C, 515B, 610B, 610C, 710B, 710C Features: A=33-1/4", B=27-1/4", C=12", D=21", E=38"	\$284.27

**Order No: WN-T133336**


Description	Retail
Door Glass Applications: 300D, 310D, 310SE, 315D, 315SE, 410D, 410E, 510D, 710D Features: Left Hand, Lower	\$159.14

**Order No: WN-T164707**


Description	Retail
Glass, Door, Upper, Right or Left Hand Applications: 310G, 310J, 310SG, 310SJ, 310TMC, 315SG, 410G, 410J, 410TMC, 710G, 710J Features: A=21", B=33", C=24", D=4", E=29", F=2-1/2"	\$155.50

**Console: Gauges**

**Order No: WN-AR26721**

Description	Retail
 Tachometer, Cable Applications: 500, 600, 3300, 4400, 4420, 6600, 3010, 3020, 4000, 4010, 4020, 4320, 4520, 4620, JD500, JD500A, JD600, 7020 Features: 33-1/4" Long JD500A S/N -123113	\$29.50


**Order No: WN-AR36383**

Description	Retail
 Temperature Gauge Applications: 2510, 3020, 4020, 5010, 5020, 500, 600, 700 Features: 29" Lead, Max Temp 250 Degrees, Minimum is 100 Degrees 3020 S/N -122999, 4020 S/N -200999, 5010 S/N 80000-, 5020 S/N -249999, 600 S/N -020099	\$51.75


**Industrial: Operators Station / Cab**

**Console: Gauges**


Order No: WN-AR46271

 Description	Retail
Fuel Gauge Applications: 2510, 8020, 3020, 4020, 5010, 5020, 440, 440A, 440B, 500, 500A, 600, 1010, 2010 Features: 12V, Positive Ground, 0-30 Ohms, 1.205" Housing Depth 3020 S/N -122999, S/N 200999, 5010 S/N 8000-, 5020 S/N -24999, (500, 500A both S/N -123113), (440, 440A, 440B all S/N -49999), (1010, 2010 both S/N 42001-)	\$48.50

Order No: WN-AR50406

 Description	Retail
Gauge, Tachometer Applications: 3010, 4000, 4010, 4020, 4320, 4520, 4620, 5010, 5020, 6030, 700 Features: White Needle, Diesel, Synchro Range Transmission	\$240.00


Order No: WN-AR50406R

 Description	Retail
Tachometer Gauge Applications: 700, 3010, 4000, 4010, 4020, 4320, 4520, 4620, 5010, 5020, 6030 Features: Red Needle, Synchro-Range	\$240.00


Order No: WN-AR60876

Description	Retail
Tachometer Cable Applications: 500A, 500B, 500C, 510, 4230, 7020 Features: 36" Long 500A s/n 123114-152141	\$31.10

Order No: WN-AR65445


 Description	Retail
Gauge, Tachometer Applications: 1020, 1520, 1530, 2020, 2030, 2040, 2240, 2440, 2640, 2630, 300, 300B, 301, 301A, 302 Features: 4-1/2" Housing Diameter (2040, 2240 both S/N -349999), (2440, 2640 S/N -340999), 300 S/N -131260	\$216.00

Order No: WN-AT19904

 Description	Retail
Gauges, Tachometer Cable Applications: 300B, 301A, 302, 302A, 400, 401A, 401B, 401C, 1520, 1830, 2020, 2030, 2040, 2120, 2130, 2240, 2440, 2630, 2640 Features: 24-3/4" Long, Thread Size .625" 2040 S/N -349999, 2240 S/N -349999, 2440 S/N -340999, 2640 S/N -340999	\$23.50

**Console: Steering Wheels**


Order No: WN-AR78405

 Description	Retail
Steering Wheel Applications: 820, 830, 1020, 1520, 1530, 2020, 2030, 2120, 2350, 2440, 2520, 3010, 3020, 4000, 4010, 4020, 4030, 4040, 4050, 4230, 4240, 4250, 4320, 4430, 4440, 4450, 4520, 4620, 4630, 4640, 4650, 4840, 4850, 8430, 8440, 8450, 8630, 8640, 8650, 8850, 210, 300, 301A, 302, 302A, 310, 310C, 315CH, 380 Features: 16", 7/8" Splined Hub, Dished, Black Plastic, Like OEM 2440 S/N -340999, 2640 S/N -340999, 3020 S/N 123000-, 4020 S/N 201000-; Fits John Deere Industrial 400, 401, 401B, 401C, 410, 410C, 444C, 444CH, 444D, 480, 480A, 480B, 480C, 500A, 500B, 500C, 510, 510C, 544D, 544E, 570B, 600, 610C, 624E, 640, 640E, 643, 643D, 644C, 644D, 644E, 646C, 670, 670A, 670B, 672B, 710B, 710C, 710D, 740A, 743,	\$66.00


743A, 762, 762A, 762B, 770, 770A, 770B, 770BH, 772A, 772BH, 862

**Seats: Assemblies**

Order No: WN-7103

 Description	Retail
Seat, Assembly Applications: 90, 2305, 2320, 2520, 272090, 855, 955, 1023E, 3203, 3032E, 3038E, 4105, 4200, 45004210, 4310, 4410, 4510, 4610, 4710, 4300, 4400, 4600, 4700, Features: Bucket Seat, Yellow, Mounting 8"x11.5" or 11.25"x11.5"	\$160.00


Order No: WN-AR31977

 Description	Retail
Seat Suspension Link Applications: 570, 570A, 600, 690, 690A, 690B, 700A, 2510, 2520, 3010, 3020, 4000, 4010, 4020, 4320, 4520, 4620, 5010, 5020 Features: With Bushing	\$34.44


**Industrial: Rockshaft & Hitch**

**Drawbar: Drawbars**

Order No: WN-R61126


 Description	Retail
Drawbar Rear Straight Applications: 820, 830, 1020, 1520, 1530, 2020, 2030, 2040, 2240, 2350, 2355, 2440, 2550, 2555, 2630, 2640, 2750, 2755, 2850, 2855, 300, 300B, 301, 301A, 302, 302A, 401, 4010B, 401C, 401D Features: 36.75" Long, 2.5" Wide, 1.25" High 300B S/N 249301-, 301A S/N 249301-, 302 S/N 249301-, 302A S/N 249301-, 401B S/N 249301-, 401C S/N 249301-; 3) .781" diameter holes @ 1.125", 2.750" & 8.578" from front	\$95.00

Order No: WN-R81576

 Description	Retail
Drawbar Rear Curved Applications: 2510, 2520, 4000, 4020, 4030, 3020, 4010, 500C Features: 44.75" Long, 2.5" Wide, 1.25" High, w/ 2.5" Offset (2510, 2520, 4000, 4020, 4030, All w/ HD Hi-Crop), (3020, 4010, All w/ HD Row Crop, Std-Wide Swing, HD Hi-Crop)	\$137.00


**Drawbar: Hammer Straps**

Order No: WN-R26584


 Description	Retail
Drawbar, Hammer Strap Applications: 600, 2510, 2520, 3010, 3020, 4000, 4010, 4020, 4030, 4040, 4230, 4320, 4430, 4630 Features: 12.875" Long, 2.5" Wide, 1" Thick	\$81.15

**Drawbar: Supports**

Order No: WN-AR33911

 Description	Retail
Drawbar Support Applications: 600, 4000, 4020, 4040, 4230, 4320, 4430, 4355 Features: Rear, 1 5/16" Space	\$195.00

Order No: WN-R31438

 Description	Retail
Drawbar Support Front Bushing Applications: 3010, 4010, 3020, 4020, JD500, JD600, 2510, JD500, 4000, 2520, 4320, 4030, 4230, 4430, 4040, 4240, 4440, 4050, 4250, 4450, 4055, 4255, 4455, 500C, JD500A	\$7.00


**Hitch Arms & Cylinders: Center Links**

Order No: WN-AR67880


**Industrial: Rockshaft & Hitch**  
**Hitch Arms & Cylinders: Center Links**  
**Order No: WN-AR67880**

Description	Retail
Top Link Center Pivot Pin Applications: 2510, 2520, 3020, , 000, 4020, 4030, 4230, JD500, JD500A, JD600 Features: Length: 4.803", Diameter: .875"	\$20.06

**Hitch Arms & Cylinders: Lift Arms**  
**Order No: WN-T13859**

Description	Retail
 Adjusting Shaft Link Applications: 600, 2010, 2510, 3010, 3020, 4010, 4020 Features: 11/16"x3 1/4" Long 3020 S/N -122999, 4020 S/N -200999	\$39.63

**Order No: WN-T24908**

Description	Retail
 Arm, Lift, Screw Applications: 1020, 1520, 1530, 2020, 2030, 2040, 2155, 1040, 1120, 1130, 1140, 1630, 1830, 2120, 2130, 2150, 2155, 2240, 2255, 2350, 2355, 2440, 2550, 2555, 2630, 2640, 2750, 2755, 2840, 2855, 2940, 2950, 2955, 3055, 3150, 3155, 3255, 300, 300B, 301, 302, 302A, 400, 401, 401B, 401C, 401D Features: 15.187", with Telescoping 3 Point Pull Arms (1020, 1520, 1530, 2020, 2030, 2040, 2155 All Used w/ Telescoping 3 Pt Pull Arms)	\$30.00


**Hitch Arms & Cylinders: Pull Arms**  
**Order No: WN-AL26678**

Description	Retail
Front Half Pull Arm Applications: 300B, 302, 302A, 401B, 401C, 401D, 1040, 1120, 1130, 1140, 1550, 1640, 1750, 1840, 1850, 1950, 2030, 2040, 2040S, 2130, 2140, 2240, 2250, 2350, 2355, 2440, 2640, 2450, 2550, 2555, 2650, 2750, 2755, 2850, 2855, 301A, 940 Features: Left Hand Side 2240 S/N 350000-, 2440 S/N 341000-, 2640 S/N 341000-	\$290.33


**Order No: WN-AT56648**

Description	Retail
Lower Pull Arm Applications: 300, 300B, 301, 301A, 302, 302A, 401B, 401C, 1020, 2040, 820, 830 Features: Cat 1 2040 S/N -349999, 820 3 Cylinder, 830 3 Cylinder	\$276.61

**Order No: WN-F2693R**

Description	Retail
 Pull Arm Pin Applications: 300, 300B, 301, 301A, 302, 302A, 400, 401, 401B, 401C, 401D, 500, 500A, 940, 1020, 1040, 1140, 1520, 1530, 2010, 2020, 2030, 2040, 2240, 2350, 2440, 2510, 2520, 2550, 2630, 2640, 27450, 3010, 3020, 4000, 4020, 4030, 4230 Features: .703" OD, 7.190" Long, .50" OD Shank 4020 S/N 201000-, 500A S/N -123113	\$10.90

**Load Control: Related Parts**  
**Order No: WN-LCSHIM-KIT**

Description	Retail
 Shim Kit Applications: 700A, 4000, 4010, 4020, 5010, 5020 Features: Load Control	\$12.22

**Order No: WN-R47061**


Description	Retail
Bushing, Draft Sensing Shaft, Outer	\$14.42

Applications: 400, 401, 401B, 401C, 401D, 1020, 1520, 1530, 2010, 2020, 2030, 2440  
 Features: 401 S/N 134706-, 401D S/N -715640, 1520 S/N 178601-179600, 1530 S/N 178601-179600


**Order No: WN-T22096**

Description	Retail
Bushing, Draft Sensing Shaft, Outer Applications: 400, 401, 401B, 401C, 401D, 1520, 1530, 2020, 2030, 2120, 2440 Features: 401D S/N -715640, 1520 S/N 178601-179600, 1530 S/N 178601-179600	\$7.75

**Order No: WN-T22097**


Description	Retail
 Load Control, Shaft, Bushing Applications: 1020, 1030, 1040, 1120, 1130, 1140, 1350, 1530, 1550, 1630, 1750, 1850, 2040, 2150, 2155, 2240, 2255, 2355, 301A, 840, 940, 300, 300B, 301, 302, 1750, 1850, 302A Features: 2155 S/N -651779, 301A S/N -715670, 1750 S/N -651779, 1850 S/N -651779	\$12.00

**Order No: WN-T22099**

Description	Retail
 Load Control, Shaft, Bushing Applications: 1020, 1030, 1040, 1120, 1130, 1140, 1350, 1530, 1550, 1630, 1750, 1850, 2040, 2150, 2055, 2240, 2255, 2355, 301A, 840, 940, 300, 300B, 301, 302, 302A Features: 2055 S/N -651779, 301A S/N -715670, 1350 S/N -651779, 1550 S/N -651779, 1750 S/N -651779, 1850 S/N -651779	\$5.00


**Load Control: Shafts**

**Order No: WN-R33883**


Description	Retail
 Load Control Shaft Applications: 2510, 2520, 3010, 3020, 4030, 500 Features: Length: 20.937"; Diameter: 1.000"; load control seals (2) use WN-AR27371; load control bushings (2) use WN-R27018	\$88.75

**Sway Blocks & Limiters: Sway Blocks**


**Order No: WN-AT20167**

Description	Retail
 Sway Block Support Plate Right Applications: 820, 830, 940, 1020, 1030, 1040, 1120, 1130, 1140, 1350, 1520, 1530, 1630, 1641, 1750, 1850, 1950, 2020, 2030, 2040, 2150, 2155, 2155, 2255, 2350, 2355, 2440, 2550, 2555, 2630, 2640, 2750, 2755, 301A, 820, 830, 920, 940, 300, 300B, 301, 302, 302A, 400, 401, 401B, 401C, 401D Features: Right Hand, Flat Steel 820 Utility, 830 Utility,	\$45.00

**Order No: WN-AT20168**

Description	Retail
 Sway Block, Left, Support Plate Applications: 820, 920, 940, 1020, 1030, 1040, 1120, 1130, 1140, 1350, 1520, 1530, 1550, 1630, 1750, 1850, 1950, 2020, 2030, 2040, 2120, 2150, 2155, 2240, 2255, 2350, 2355, 2440, 2550, 2555, 2630, 2640, 2750, 2755, 8350, 920, 300, 300B, 301, 301A, 302, 302A, 400, 401, 401B, 401C, 401D Features: LH Plate Support	\$45.00

**Order No: WN-R39512**


Description	Retail
 Sway Block, Right Side Applications: 2510, 2520, 3020, 4000, 4020, 4030, 4040, 4040S, 4050, 4055, 4230, 4240, 4240S, 4250, 4255, 4320, 4430, 4455, 600	\$53.00

**Order No: WN-R39513**


**Industrial: Rockshaft & Hitch**

**Sway Blocks & Limiters: Sway Blocks**

Order No: WN-R39513

Description	Retail
 Sway Block, LH Applications: 2510, 2520, 3020, 4000, 4020, 4030, 4040, 4040S, 4050, 4055, 4230, 4240, 4240S, 4250, 4255, 4320, 4430, 4455, 600	\$53.00


Order No: WN-T30277

Description	Retail
 Sway Block, LH Applications: 50, 285C, 650, 820, 830, 940, 1020, 1030, 1040, 1120, 1130, 1140, 1350, 1520, 1530, 1630, 1640, 1750, 1830, 1840, 1850, 1950, 2020, 2030, 2040, 2120, 2130, 2140, 2150, 2240, 300, 300B, 301, 302, 302A, 400, 401, 401B, 401C, 401D	\$41.00

**Industrial: Transmission / Clutch / PTO / TA**

**Clutch: Actuating**

Order No: WN-AR40572

Description	Retail
 Clutch Support Applications: 600, 4000, 4020, 4320 Features: 600 (S/N 201000-, Collar Shift), (4000, 4020 both S/N 201000-, Synchro Range), 4320 (Synchro Range)	\$350.01

**Clutch: Bearing & Bushings**

Order No: WN-N1082


Description	Retail
 Clutch Release Throw Out Bearing Applications: 300, 300B, 301, 301A, 302, 302A, 400, 401, 401B, 401C, 401D, 655, 655B, 750, 750B, 755, 755A, 755B, 850, 850B, 855, 1020, 1520, 1530, 2020, 2030, 2040, 2150, 2155, 2240, 2355, 2440, 2555, 2630, 2640, 4520, 4620, 7020 Features: 300 S/N 157640-, 301 S/N 145198-, 1020 S/N 145198-, 2240 S/N -349999, 2640 (All Double Clutch), 4520, 4620, 7020 (All Synchro/Quad Range)	\$24.75

Order No: WN-R51469


Description	Retail
Bearing, Throwout, Carrier Applications: 301, 301A, 302, 401A, 401B, 401D, 1020, 1520, 1530, 2020, 2030, 2240, 2440, 2630, 2640 Features: 1.960" ID	\$82.00

**Clutch: Clutch Discs**


Order No: WN-AT141683

Description	Retail
 Clutch Disc Applications: 450 Features: 11", Spring Loaded , 10 Spline 450 (w/ Hi-Lo Reverse Trans)	\$245.65


Order No: WN-AT141919

Description	Retail
 Disc, Torsion Applications: 540, 540A, 570, 570A, 570B, 640, 640A, 640D, 648D, 670, 670A, 670B, 672B Features: 12", 19 Spline 570B S/N -547202	\$300.00


Order No: WN-AT142064

Description	Retail
 Torsion Disc Applications: 440, 440A, 440B, 540B, 540D, 548D Features: 19 Splines, 1.266" Spline Diameter	\$527.75

Order No: WN-AT315821

Description	Retail
 Clutch Disc Applications: 340D, 440, 440A, 440B, 440C, 440D, 448D, 450 Features: 12" 10 Spline Hub, 1-1/4", 5 Pad 450 (w/ Constant Mesh Trans), 440C S/N 403235-	\$275.92


Order No: WN-RE227648

Description	Retail
 PTO Clutch Plate Applications: 5105, 5200, 5205, 5210, 5220, 5225, 5300, 5310, 5310N, 5320, 5320N, 5325, 5400, 5410, 5415, 5420, 5420N, 5425, 5425N, 5500, 5510, 5510N, 5520, 5520N, 5525, 5605, 5605, 5615, 5625, 5705, 5715, 5725, 5725N Features: 11", 13 Spline, .853" Hub, 4 Pad 5210 S/N 321724-, 5310 S/N 332791-, 5410 S/N 342453-, 5510 S/N 351745-, 5220 S/N 420000-, 5320 S/N 420001-, 5420 S/N 420001-, 5520 S/N 420001-, 5605 S/N 32721-	\$85.00


Order No: WN-RE29603

Description	Retail
 Torsional Damper Clutch Disc Applications: 4440, 4520, 4620, 4630, 4640, 4840, 740A, 743A Features: 13", 21 Splines, 1 3/8" Hub, Power shift Only	\$345.00


Order No: WN-RE29607

Description	Retail
 Disc, Torsion Applications: JD500, JD500A, 3020, 500, 500A, 500B, 500C, 510 Features: 13", 19 Splines	\$235.00


Order No: WN-RE29609

Description	Retail
 PTO Disc Applications: 4000, 4010, 4020, 4320, 600	\$75.00


Order No: WN-RE29610

Description	Retail
 Disc, PTO Applications: 3010, 3020, 500, 500A, 500B, 500C	\$120.00


Order No: WN-RE29880

Description	Retail
 Disc, Clutch Applications: 301, 301A, 302, 401A, 401B, 401D, 1020, 1120, 1520, 2020, 2030, 2120, 2440, 2630, 2640 Features: 11", 15 Splines, 1" Hub	\$90.25

Order No: WN-RE29881

Description	Retail
 Disc, Clutch Applications: 301A, 302, 401, 401D, 820, 830, 840, 930, 940, 1020, 1030, 1040, 1120, 1130, 1140, 1350, 1520, 1530, 1550, 1630, 1640, 1750, 1830, 1840, 1850, 1950, 2020, 2030, 2040, 2120, 2130, 2150, 2155, 2240, 2250, 2255, 2350, 2355, 2440, 2450, 2630, 2640, 401A, 401B, 401C Features: 11", 15 Splines, 1" Hub, Continuous Driven PTO	\$99.75

Order No: WN-RE45662


Description	Retail
 Disc, PTO Applications: 5200, 5210, 5300, 5310, 5310N, 5400, 5400N, 5410, 5415, 5500, 5500N, 5510, 5615, 5715 Features: 5210 less Cab -321722 or w/ Cab -320725	\$145.00

**Clutch: Pedals & Related Parts**




**Industrial: Transmission / Clutch / PTO / TA**  
**Clutch: Pedals & Related Parts**


Order No: WN-R43418

Description	Retail
 Clutch, Lever, Pin Applications: 3010, 3020, 4000, 4010, 4020, 4320, 4520, 4620, 500, 500A, 500, 500C, 600 Features: 4000 S/N 201000-	\$3.44


Order No: WN-AH65440

Description	Retail
 Pressure Plate, Assembly Applications: 44, 55, 95, 105, 3300, 4400, 45, 55, 6000, 440 Features: 10" 3 Lever, Open Center 4400 SN -2505000, 45 Axle SN 35001-, 55 SN 39350-	\$135.74


Order No: WN-AL120022

Description	Retail
 Pressure Plate, Assembly Applications: 300, 300B, 301, 301A, 302, 302A, 400, 401, 401B, 401C, 401D, 1020, 1030, 1040, 1120, 1130, 1140, 1350, 1520, 1530, 1550, 1630, 1640, 1750, 1750V, 1850, 1850V, 1950, 1950N, 2020, 2030, 2040, 2120, 2130, 2150, 2155, 2240, 2250, 2255, 2350, 2355, 2440, 2450, 2450F, 2630, 2640, 840, 920, 940 Features: 11", 1.5" Hub, 23 Spline, 3 Lever, Cast Iron, Combined PTO 820, 830 both 3 Cylinder	\$470.63


Order No: WN-R26799

Description	Retail
 Pressure Plate, Plate, Front Applications: 600, 4010, 4020 Features: Synchro, Must Verify Casting # 600 S/N -145659	\$190.49

Order No: WN-AR55661

Description	Retail
 Transmission Disc Applications: 500, 500A, 500B, 500C, 3010, 3020 Features: 12", 5 Button, 16 Spline, 1.0625" Spline Diameter 3020 S/N 068000-	\$159.71


Order No: WN-AR85312

Description	Retail
 Planetary Carrier Applications: 4640, 4840, JD740, 743, 770, 770A, 772A Features: Less Pins	\$850.00


Order No: WN-AR90457

Description	Retail
 Manifold, Trans Clutch Oil; W/ Bushing Applications: 4240, 4430, 4440, 670, 670A, 672A Features: Power shift	\$499.71

Order No: WN-R43217


Description	Retail
 Planetary, Carrier, Pin Applications: 4520, 4620, 4630, 4640, 4840, JD740, 740A, 743, 743A, JD760, 770, 770A, 772A Features: 3.250" Long, 0.8125" OD	\$7.50

Order No: WN-R65053

Description	Retail
 Planetary Carrier Pin Applications: 4520, 4620, 4630, 4640, 4840, JD740, JD760, 743, 770, 770A, 772A Features: 3.390" Long, 0.843" O.D. 4520 S/N 18930-, 4620, 4630 S/N 18930-	\$15.00


**PTO: Assemblies**

Order No: WN-JD8524


Description	Retail
 Auger, Unloading, Vertical Housing, Bearing Applications: 4400, 4420, 6600, 6620, 6622, 7700, 7720, 7721, 8820, 9400, 9410, 9450, 9600, 9650, 9650CTS, 9650STS, 9660, 9660STS, 9670STS, 444, 544 Features: Cross Shaft Drive Bearing additional Applications: 9670STS, 9750STS, 9760STS, 9770STS, 9860STS, 9870STS	\$15.25

PTO: Related Parts


Order No: WN-AT16431

Description	Retail
 PTO Seal Applications: 1020, 1120, 1130, 1830, 2010, 2020, 2030, 2120, 2440, 2510, 2520, 2630, 2640, 2840, 2940, 3020, 3030, 3130, 4030, 4040, 4230, 4240, 4320, 4430, 4440, 830, 930, 3120, 500A, 500C Features: 3020 S/N 123000-	\$12.10


Order No: WN-R33550

Description	Retail
 PTO, Release Lever Applications: 3010, 3020, 4000, 4010, 4020, 4320, 4520, 4620, 500, 600 Features: 4000 S/N 201000-	\$18.33


Order No: WN-R33855

Description	Retail
 PTO Guide Applications: 3020, 4020, 500, 500A, 600 Features: Synchro, Power shift 3020 S/N -122999, 4020 S/N -200999, 500A Ind	\$55.00

Order No: WN-R70027


Description	Retail
 Spring, Return PTO Clutch Pack Applications: 710C, 710D, 760A, 4240, 4430, 4440, 4520, 4555, 4560, 4620, 4630, 4640, 4650, 4755, 4760, 4840, 4850, 4955, 4960, 6800, 6810 Features: Return C1, C2, C3 710D (S/N <872328)	\$12.86

Order No: WN-RE44253


Description	Retail
 PTO Brake Band Applications: 830, 930, 1020, 1030, 1120, 1130, 1350, 1530, 1550, 1630, 1830, 1850N, 2020, 2030, 2120, 2130, 2240, 2440, 2630, 2640, 301A302, 401B, 401D Features: Used with Independent PTO 1020 S/N 89147-, 1030 S/N 89147-, 2240 S/N -349999, 2630 less Hi-Lo, 2640 less Hi-Lo	\$116.65

PTO: Shafts

Order No: WN-AR41752

Description	Retail
 PTO Shaft 540 RPM With Bearing Applications: 2510, 2520, 2840, 3020, 4000, 4020, 4030, 4040, 4040S, 4050, 4055, 4230, 4240, 4240S, 4250, 4255, 4320, 4350, 4430, 4440, 4450, 4455, 500A, 500B, 500C Features: 6 Splines, 10.687", Long Includes Bearing race JD7557 3020 S/N 123000-, 4020 S/N 201000-, 500A s/n 123114-152141	\$108.00

Order No: WN-AR41753


Description	Retail
 PTO Shaft Applications: 2510, 3020, 4020, 500, 500A, 600 Features: 540 RPM, 10.687" Long, 6 Spline 3020 S/N -122999, 4020 S/N -200999 Bearing race (JD7557) not included WN-JD7557	\$171.50

**Industrial: Transmission / Clutch / PTO / TA**

**PTO: Shafts**

Order No: WN-AR41753

Order No: WN-R38224

Description	Retail
 PTO Shaft Applications: 500, 500A, 500B, 500C, 600, 2510, 2520, 3020, 4000, 4020, 4030, 4040, 4050, 4055, 4230, 4240, 4250, 4255, 4320, 4430, 4440, 4450, 4455 Features: 1000 RPM, 10.875" Long, 21 Splines 3020 S/N 123000 -, 4020 S/N 201000 -, 500A S/N 123114-152141, 500B, 500C, 600 S/N 201000-, 600 S/N 201000-	\$90.00

Order No: WN-T30803

Description	Retail
PTO Shaft Applications: 1020, 1030, 1040, 1120, 1130, 1140, 1350, 1520, 1550, 1640, 1830, 1840, 1850N, 1950, 1950N, 2020, 2030, 2040, 2040S, 2120, 2130, 2140, 2250, 2355N, 2440, 2450, 2550, 2555, 2630, 2640, 2650, 2650N, 2750, 2755, 2850, 2855N, 840, 940, 300, 301, 400, 401 Features: 1000 RPM, 9.781" Long, 21 Splines	\$235.24


**Transmissions: Gears**

Order No: WN-R33383

Description	Retail
 Shift Collar Gear, Transmission Drive Shaft Applications: 2510, 2520, 3010, 3020, 340D, 4000, 4010, 4020, 4030, 4230, 440, 440A, 440B, 440D, 448D Features: Low & High Range Synchronizer Collar 2510, 2520, 3010, 3020, 340D, 4000, 4010, 4020, 4030 s/n -015963, 4230 s/n -037595, 440, 440A, 440B, 440D, 448D, All Synchro Range	\$89.00

**Transmissions: Related Items**


Order No: WN-AR69659

Description	Retail
 Transmission, Pump, Adapter Applications: 1020, 2020, 1520, 2030, 2630, 2440, 2640, 820, 830, 1530, 1830, 2030, 2130, 2040, 2240, 1020, 1120, 820, 920, 2150, 2350, 2355, 2155, 300B, 301A, 401B, 401C, 302, 302A Features: Pump Mount Plate	\$195.00

Order No: WN-AR75603

Description	Retail
Hydraulic or Transmission Filter Applications: 820, 830, 920, 940, 1020, 1120, 1520, 1530, 2020, 2030, 2040, 2120, 2150, 2240, 2350, 2450, 2510, 2520, 2550, 2630, 2640, 2940, 3010, 3020, 4000, 4020, 4030, 4230, 4320, 4430, 4455, 4520, 4620, 4630, 5010, 5020, 6030, 7020, 7520, 8430, 8630, 300, 300B	\$10.34

Order No: WN-R26638

Description	Retail
 Clutch, Cover, Spring, Inner Applications: 1020, 2020, 3010, 3020, 4010, 4020, 5010, 300, 300B 301, 301A, 302, 302A, 400, 401, 401B, 401C, 401D, 500, 600 Features: 3020 S/N -122999, 4020 S/N -200999	\$1.54


Order No: WN-T21445

Description	Retail
Bushing, Clutch Housing Applications: 820, 830, 920, 930, 1020, 1030, 1120, 1130, 1520, 1530, 1640, 1830, 1840, 2020, 2030, 2040, 2140, 2150, 2155, 2255,	\$18.82

2440, 2550, 2555, 2630, 2640, 2750, 2755, 2840, 3120, 3130, 300, 300B, 301, 302, 302A, 310, 380, 400, 401, 401B, 401C, 410, 480, 480A, 480B

**Transmissions: Shafts**

Order No: WN-R33384

Description	Retail
 Shaft, Transmission Drive Applications: 4000, 4020, 600 Features: 4020 (w/ Synchro Range Trans) 600 w/ Collar Shift Trans	\$250.00

**Skid Steer / Loader: Brakes**

**Brakes: Brake Related Parts**


Order No: WN-R38615

Description	Retail
Brake, Disc Applications: 540B, 2510, 2520 Features: 13-1/8" Diameter, 15 Tooth	\$91.10

**Skid Steer / Loader: Cooling System**


**Intercooler: Assemblies**

Order No: WN-AT406231

Description	Retail
 Cooler, Air to Air Applications: 318D, 320D, 323D, 326D, 328D, 332D, 333D, 319D, 329D	\$595.00


**Oil Coolers: Engine Oil Coolers**

Order No: WN-KV26892


Description	Retail
 Cooler, Hydraulic Applications: 325, 328, 332 Features: 20-1/4" X 22" X 3"	\$710.00

**Oil Coolers: Hydraulic Oil Coolers**

Order No: WN-AT400992

Description	Retail
 Cooler, Hydraulic Applications: 328E, 329E, 332E, 326E	\$365.00

Order No: WN-KV23228

Description	Retail
 Cooler, Hydraulic Applications: 317, 320	\$475.00

**Radiator: Hoses & Clamps**

Order No: WN-T22496


Description	Retail
Upper Radiator Hose Applications: 300B, 301A, 302, 302A, 380, 400, 401, 401B, 401C, 480, 480A, 480B, 440, 440A, 440B, 1520, 2020, 2030 Features: 1.5" Inside Diameter	\$13.26

**Radiator: Radiators, Cores, & Tanks**


Order No: WN-AM130325

Description	Retail
Radiator Applications: F912, F915, F925, F932, F935, 3375, 375 Features: 16-3/8" High, 11-7/8" Wide	\$355.06

Order No: WN-CR9833

Description	Retail
 Radiator Applications: 4475, 5575, 6675, 7775 Features: Core Size 18-5/16"H, 18"W, 3-1/4"D, 5 Rows, 7 Fins/Inch	\$490.00

Order No: WN-KV20572

Description	Retail
 Radiator Applications: 240, 250	\$1,081.00

**Skid Steer / Loader: Cooling System**

**Radiator: Radiators, Cores, & Tanks**

**Order No: WN-KV20572**

Features: 19-1/4" X 19-1/4" X 2" Core Size, Inlet 1-1/2", Outlet 1-3/4

**Order No: WN-KV23226**



Description	Retail
Radiator	\$541.00
Applications: 325, 328, CT322	
Features: 22 5/8 x 20 3/4 x 2 1/4, Aluminum Construction	

**Radiator: Related Parts**

**Order No: WN-AT173610**



Description	Retail
Radiator Cap	\$12.00
Applications: S560, S690, 9560, 9660, 9760, 9770, 9660STS, 9670STS, 9560STS, 9770, 110, 120, 160, 200, 210, 230, 240, 250, 260, 270, 280, 300, 310, 315, 330, 335, 350, 360D, 370, 400, 410, 430, 435, 437, 444, 444H, 450, 455, 460, 485, 486, 488, 530B, 318D, 320D, 323D, 326D, 328D, 332D, 333D, 319D, 329D	
Features: Additional Industrial Models: 535, 540, 544, 548, 550, 555, 560D, 608, 624, 640, 643, 644, 648, 650, 653, 670, 672, 690, 700, 703, 710, 710D S/N 841759-, 724, 740, 744, 748, 750, 753, 759, 762, 770, 772, 824, 840, 843, 844, 848H, 850, 853, 862, 870, 872, 900, 903, 909, 950, 953, 959, 2054, 2554, 3554	

**Thermostats: Thermostats**

**Order No: WN-AR77411**



Description	Retail
Thermostat	\$66.00
Applications: 4400, 4420, 6600, 955, 9900, 484, 544, 544A, 570, 570A, 644, 644A, 540, 540A, 4030, 4520	
Features: 195 Degrees 955 Eng. S/N -235169, (644, 644A both S/N -164553), 4520 S/N -303518	

**Water Pump & Manifolds: Pulleys**

**Order No: WN-RE537940**



Description	Retail
Idler Pulley	\$19.00
Applications: 317, 320, 325, 328, 332, CT322, CT332, CT315, 313, 315, 4120, 4320, 4520, 4720, 5065M, 6075M, 5225, 5325	

**Order No: WN-RE548027**



Description	Retail
Fan Belt Tensioner Pulley	\$59.00
Applications: 200CLC, 230CLC, 120C, 270CLC, 160CLC, 444J, 544J, 344J, 310G, 310SG, 315SG, 750J, 350DLC, 710J, 755D, 624J, 315SJ, 700J, 750J, 444K, 524K, 544K, 624K, 644K, 310J, 310SJ, 410J, 325J, 315SJ, 450J, 550J, 650J, 755K, 850K, 250GLC, 290GLC, 350GLC, 850J, 550K, 650K, 700K, 750K, 210G	
Features: Industrial:210GLC, 160GLC, 130G, 210K, 310K, 310SK, 325K, 325SK, 410K, 710K, 605K, 344K, E300LC, E330LC, E360, 210G, 310GLC, 624K, 644K, 524K, 544K, 310L, 315SL, 325SL, 410L, 710L, 3200, 3400, 3800, 3215, 3220, 3415, 3420,	
Fan Belt Tensioner Pulley	\$59.00
Applications: 5410, 5510, 5510N, 5320N, 5420N, 5520N, 7500, 7405, 5415, 5415H, 5615, 5715, 5715HC, 5415, 5425N, 5725N, 6100D, 6110D, 6115D, 6125D, 6130D, 6140D, 5605, 5705, 6403, 6603, 5420, 5520, 5425, 5625, 5725, 5076E, 5076EL, 5076EF, 5082E, 5090E, 5090EL, 5090EH, 6110D, 6115D, 6130D	
Features: Combine: 9400, 9410, 9450, 9550,	

9550SH, 9560, 9560SH, 9570STS, S660, S670, Skid Loader: 260, 270, 280, Windrower:4890, 4990, 4895, 4995, Sprayer: 6700, Cotton Pickers:7455, 7460, 9970

**Water Pump & Manifolds: Related Parts**

**Order No: WN-JD8643**



Description	Retail
Water Pump Shaft Bearing	\$44.86
Applications: 1065, 1068H, 1072, 1075, 1075H4, 4425, 9400, 975, 975HY4, 985, 9910, 9920, 9930, 484, 7440, 7445, 300D, 310C, 310D, 315C, 315D, 340D, 344E, 444, 444E, 450G, 455G, 490E, 540A, 544, 544A, 544B, 550, 550A, 550B, 550G, 555, 555B, 555G, 640, 650G, 670, 670A, 670B, 672A, 672B, 690D, 690ELC	
Features: 1" Shaft, 1.875" OD, 2.750" Width, 7.130" Length Additional Models: 693D, 790E, 790ELC, 440C, 440D, 448D, 540, 540B, 540D, 548D, 2940, 6200, 6200L, 6300, 6300L, 6400, 6400L, 6500, 6500L, 7200, 7400, 7500, 7600	

**Water Pump & Manifolds: Repair Kits**

**Order No: WN-AR101549**



Description	Retail
Pump, Water, Seal Kit	\$9.35
Applications: 3300, 4400, 9400, 9930, 9940, 7445, 7450, 24, 440, 440A, 440B, 448D, 540, 540B, 540E, 540G, 548D, 548E, 548G, 640G, 648E, 648G, 740E, 748E, 1020, 1520, 1530, 2020, 2030, 2510, 2520, 2630, 2640, 3010, 3020, 4020, 4030, 4040, 4230, 4240, 4320, 4350, 4430, 4440, 4455, 4520, 4620, 4630, 4640	
Features: For OEM Pumps Only. Additional Models: 4840, 5103, 5105, 5203, 5205, 5210, 5303, 5310, 5310N, 5320, 5320N, 5403, 5410, 5420N, 5510, 5510N, 5520, 5520N, 7020, 8430, 8440, 8640	

**Order No: WN-RE62658**



Description	Retail
Water Pump Repair Kit	\$40.97
Applications: 3300, 1020, 1520, 1530, 2020, 2030, 2040, 2140, 2240, 2440, 301A, 3210, 3300, 3400, 5105, 5200, 5205, 5210, 5220, 5300, 5300N, 5310, 5310N, 5320, 5320N, 5400, 5400N, 5410, 5410N, 820, 830, 400, 401, 440, 440A, 480, 4400, 8875	
Features: Use With RE19944 Water Pump 2040 S/N -349999, 2240 S/N -349999	

**Water Pump & Manifolds: Water Pumps**

**Order No: WN-244037A1**



Description	Retail
Water Pump	\$215.00
Applications: 570	

**Order No: WN-AR74110**



Description	Retail
Water Pump	\$295.00
Applications: 9400, 340D, 440C, 440D, 448D, 540B, 540D, 548D, 640	
Features: 9400 w/ 6068 Eng S/N 337246-701275	

**Order No: WN-RE25043**



Description	Retail
Water Pump	\$150.00
Applications: 2030, 2510, 520, 210C, 2510, 301B, 310A, 310B, 350, 350B, 350C, 401C, 410, 480C, 350, 400G, 401B, 401D, 410, 440, 440A, 440B, 450, 450B, 450C, 450D, 455D, 480A, 480B, 480C, 482C	
Features: (2030, 2520, All Gas), 210C, (2510, 301B, 350B, 350C, 401C, 410, 480C, All Diesel)	

**Order No: WN-RE545573**

**Skid Steer / Loader: Cooling System**

**Water Pump & Manifolds: Water Pumps**

Order No: WN-RE545573

Description	Retail
 Water Pump Applications: 5065M, 5075M, 5325N, 5225, 5325, 325, 328, 332, CT332, 326D, 328D, 332D, 333D, 329D, 324J, 4120, 4320, 4520, 4720, 313, 315, 318D, 320, 320D, CT315, CT322, 319D, 323D, 244J Features: With Gasket	\$175.00


**Skid Steer / Loader: Drive Axles / Differentials / Front & Rear End**

**Axle: Axle Shafts**


Order No: WN-86546632

Description	Retail
 Drive Axle Shaft Applications: 8875	\$595.00

Order No: WN-86546633

Description	Retail
 Drive Axle Shaft Applications: 6675, 7775	\$495.00

Order No: WN-86562320

Description	Retail
 Drive Axle Shaft Applications: 4475, 5575	\$395.00

Order No: WN-9841270


Description	Retail
 Drive Sprocket Applications: 4475 Features: 51 Tooth	\$175.00

**Axle: Housings**


Order No: WN-86594881

Description	Retail
 Axle Housing Applications: 8875	\$375.00

Order No: WN-87025350


Description	Retail
 Axle Housing Applications: 4475, 5575	\$295.00

Order No: WN-87026231


Description	Retail
 Axle Housing Applications: 6675, 7775	\$375.00

**Axle: Related Parts**


Order No: WN-603916

Description	Retail
 Inner Axle Seal Applications: 6675, 7775	\$7.00

Order No: WN-87023704

Description	Retail
 Outer Wear Sleeve Applications: 4475, 5575, 6675, 7775, 8875	\$11.00

Order No: WN-9829877

Description	Retail
 Axle Outer Seal Applications: 4475, 5575, 6675, 7775, 8875	\$11.00

Order No: WN-9829881

Description	Retail
 Axle Outer Seal Applications: 8875	\$9.00


Order No: WN-9841265

Description	Retail
 Axle Outer Seal Applications: 4475, 5575	\$7.00

**Skid Steer / Loader: Electrical**


**Alternator: Assemblies**

Order No: WN-RE505895

Description	Retail
 Alternator Applications: ML1335, 270, 280, 6100B, 6110B, 6403, 6603 Features: 12V, 75 Amp, CW Rotation, Iskra, IR/EF ML1335 Engine S/N 140289-	\$132.00


**Alternator: Voltage Regulators**

Order No: WN-AR78298

Description	Retail
 Voltage Regulator Applications: 5200, 5400, 210C, 310, 310A, 310B, 310C, 315C, 410, 410B, 410C, 482C, 500, 500A, 500C, 510, 510B, 510C, 600, 610B, 610C, 710B, 710C, 760A, 1020, 1520, 1530, 2010, 2020, 2030, 2440, 2510, 2520, 3020, 4000, 4020, 4320, 4520, 4620, 5010, 5020, 6030, 7020, 7520, 830, 315, 5200, 5400, 6000 Features: 12V 210C, 310C, 315C, 410C, 482C, 510C, 610C All S/N -736175, 500A S/N -123113, 830 (3 Cylinder)	\$50.71


**Lights: Bulbs**

Order No: WN-AT352538

Description	Retail
 LED Work Light Applications: 318D, 320D, 326D, 328D, 332D, 328E, 332E, 326E, 318E, 319E, 320E, 323E, 318E, 319E, 320E, 323E, 326E, 324E, 330G, 332G, 330G, 332G, 320G, 324G, 325G, 323D, 333D, 319D, 329D, 329E, 333E, 331G, 333G, 331G, 333G Features: 2900 Lumens, Flush Mount	\$65.00

**Lights: Headlamps & Work Lights**


Order No: WN-86533428

Description	Retail
 LED Front Roof Light Applications: 240, 250, 260, 270, 280, 313, 315, 317, 320, 325, 328, 332, CT315, CT322 Features: 2400 Lumens, LED	\$60.00


**Skid Steer / Loader: Engines & Related Parts**

**Blocks & Components: Connecting Rods & Related**

Order No: WN-R123960

Description	Retail
 Connecting Rod, Bushing Applications: 260, 270, 280, 5210, 5310, 5310N, 5320, 5410, 5420, 5425, 5510, 5520, 5525, 5605, 5615, 5705, 5715, 6010, 6110, 6110L, 6210, 6210L, 6310, 6310L Features: Honable, STD, For 1 Rod, 4.5L Powertech, 6.8L Powertech	\$10.00

Order No: WN-R123960S

Description	Retail
 Piston Pin Bushing Applications: 260, 270, 280, 5210, 5310, 5310N, 5320, 5410, 5420, 5425, 5510, 5520, 5525, 5605, 5615, 5705, 5715, 6010, 6110, 6110L, 6210, 6210L, 6310, 6310L Features: Boreable, STD, For 1 Rod, 4.5L Powertech, 6.8L Powertech	\$10.00


**Blocks & Components: Crankshafts & Related**

Order No: WN-R115299


**Skid Steer / Loader: Engines & Related Parts**

**Blocks & Components: Crankshafts & Related**


Order No: WN-R115299

Description	Retail
 Bushing, Balancer Shaft Applications: 260, 270, 280, 5210, 5310, 5310N, 5320, 5410, 5415, 5420, 5425, 5510, 5520, 5525, 6110, 6120, 6210, 6220, 6310, 6320, 6410, 6420, 6510, 6520 Features: 4.5L Powertech Diesel	\$7.00

Order No: WN-RE26283


Description	Retail
 Engine, Balancer Applications: 1640, 1830, 2020, 2030, 2130, 2140, 2250, 2320, 2350, 2355, 2440, 2510, 2520, 2550, 2555, 2650, 2650N, 2750, 2755, 2850, 2855N, 5500, 5500N, 3430, 210C, 290D, 300D, 310A, 310B, 310C, 315C, 315D, 400, 400G, 401B, 401D, 410, 410B, 415B, 450, 450C, 450D, 455D, 480, 480B, 480C, 482C, 70, 70D Features: Left Hand 450 s/n -158257, 6200, 6200L, 6300, 6300L, 4400, 6100, 6500, 6600	\$98.25

Order No: WN-RE50618


Description	Retail
 Crankshaft, 4 Cylinder, Diesel Applications: 5403, 5410, 5415, 5415H, 5420, 5420N, 5426, 5425N550G, 550G, 550H, 5510, 5510N, 5520, 5520N, 5525, 5525N, 555G, 5605, 5615, 5705, 5715, 5715HC, 6110, 6110L, 6120, 6120L, 6215, 6220, 6220L, 6310, 6310L, 6310S, 6320, 6320L, 6403, 6405, 6410L, 6410S, 6415, 6420, 6420L, 650G, 650H Features: 4.5 Powertech Engine, No Center Ring, Straight Snout 120, 210LE, 310E, 310G, 310SE, 310SG, 315SE, 315SG, 410E, 410G, 444H, 450G, 450H, 455G, 485E, 486E, 488, 6510L, 6510S, 6520L, 260, 270, 280, 6700 Flat Flange, No Centering Ring, Four Bolt Holes and One Dowel Hole/ Straight Snout, Four Bolt Holes, One Keyway Timing Gear Installed, 30 Helical Teeth.	\$1,313.00

**Blocks & Components: Cylinder Kits & Components**


Order No: WN-RE505110

Description	Retail
 Piston, Cylinder Kit Applications: SE6510, SE6520, 260, 270, 280, 5210, 5310, 5320, 5320N, 5410, 5415, 5420, 5420N, 5510, 5520, 5520N, 5615, 5715, 6010, 6110, 6205, 6510, 6610 Features: 4.5L Powertech, 6.8L Powertech Diesel	\$153.25

Order No: WN-RE66968

Description	Retail
 Piston, Cylinder Kit Applications: 240, 3100, 5105, 5200, 5205, 5210, 5220, 5300, 5310, 5310N Features: 3029D Powertech, Piston Marked RE61467	\$167.75

Order No: WN-RE67426

Description	Retail
 Piston, Cylinder Kit Applications: 5400, 5400N, 8875 Features: 3029T Powertech, Piston Marked RE61270 5400 ES/N 261, 581-, 5400N ES/N 261, 581-, Skid Steer 8875 ES/N 264, 813-	\$285.00

**Blocks & Components: Gaskets**

Order No: WN-RE38558

Description	Retail
Gasket, Overhaul Set Applications: 2020, 2510, 400, 450, 480, 440	\$143.36


Features: Diesel, 4 Cylinder, W/O Seals 450 S/N -158257

Order No: WN-RE38850

Description	Retail
Head Gasket Set Applications: 300B, 301A, 302, 302A, JD310, JD350, JD350B, 350C, 350D, 355D, 830, 930, 940, 1020, 1030, 1040, 1120, 1130, 1140, 1520, 1530, 1550, 1630, 1750, 1850, 1850N, 2040, 2150, 2155, 2240, 2255, 2355N, 8875 Features: Diesel	\$29.00

**Blocks & Components: Turbos**

Order No: WN-RE70036

Description	Retail
 Turbocharger Applications: 5303, 4520, 4720, 250, 260	\$595.00


**Cylinder Heads: Gaskets**

Order No: WN-R116515

Description	Retail
Gasket, Cylinder Head Applications: 5210, 5310, 5320N, 5403, 5415, 5420, 5425, 5510, 5520N, 5525, 5605, 5705, 6110, 6120, 6210, 6220, 6310, 6410, 6320, 6415, 260, 270, 280 Features: 4045D PowerTech	\$28.25

**Ignition: Distributor & Related**

Order No: WN-21A241


Description	Retail
 Distributor, Condenser Applications: 3300, 1010, 1020, 1520, 2010, 2020, 2030, 2510, 2520, 4030, 440, 440A, 440B, 300, 301, 302, 310, 350, 380, 400, 401, 410, 450, 480 Features: Services Prestolite Distributor	\$5.17

Order No: WN-AT21062

Description	Retail
Distributor, Points Applications: 3300, 301A, 1010, 1020, 1520, 2010, 2020, 2030, 2510, 2520, 4030, 300, 301, 302, 310, 350, 380, 400, 401, 410, 450, 480, 24A, 440, 440A, 440B Features: For Prestolite Distributors	\$5.54

**Lubrication System: Gaskets**


Order No: WN-R97344

Description	Retail
 Gasket, Oil Pan Applications: 2840, 2940, 2950, 2955, 3050, 3120, 3130, 3140, 3150, 3155, 3255, 3350, 3530, 3540, 3550, 4020, 4050, 4530, 4700, 6700, 7200, 7405, 7410 Features: Diesel	\$23.25

**Skid Steer / Loader: Fuel System**

**Fuel Tank & Related: Fuel Pumps & Parts**

Order No: WN-RE38009


Description	Retail
 Fuel Lift Transfer Pump Applications: 70, 70D, 210, 290D, 300D, 310C, 310D, 315C, 315D, 344E, 400G, 440C, 482C, 515B, 240, 8875, 2155, 2355, 2555, 2755, 3100, 5105, 5200, 5205, 5210, 5220, 5300, 5310, 5400, 5500, 6100, 6200, 6210, 6300, 6310, 6500 Features: Mounting Holes 2   For 2.9D, 2.9T, 4.239D, 4.239T, 4039D, 4039T, 4045D engines Mounting holes: 2 Inlet Position: 2 o'clock (with cam lever pointing at you) Outlet Position: 3 o'clock (with cam lever pointing at you) For Saran engines	\$52.00

Order No: WN-RE532211

**Skid Steer / Loader: Fuel System**


**Fuel Tank & Related: Fuel Pumps & Parts**

Order No: WN-RE532211

Description	Retail
 Fuel Pump Applications: 4120, 4320, 4520, 4720, 313, 315, 317, 320, 325, 328, 332, CT315, CT322, CT332	\$60.00

**Fuel Tank & Related: Fuel Tanks & Parts**

Order No: WN-AT20911

Description	Retail
 Fuel Cap W/ Rubber Cover Applications: 1010, 1020, 1520, 1530, 2010, 2020, 2030, 2040, 2240, 2440, 2510, 2520, 2630, 2640, 2840, 3010, 3020, 320, 330, 4000, 4010, 4020, 4030, 4040, 4050, 4055, 420, 4230, 4240, 4250, 4255, 430, 4320, 435, 4350, 440, 4430, 4440, 4450, 4455, 4520, 4620, 4630, 50, 5010, 520, 530, 60, 620, 630, 770 Features: Red, 1.775" Tang To Tang Length, 1.455" ID 730, 830 3 Cylinder, Crawler: 440, Forklift: 2010, 5010, Industrial: 400, Loader Backhoe: 480, Tractor: 820 3 Cylinder, 4020 S/N -200999, 3020 S/N -122999, 50 S/N 5018450-	\$36.00

**Skid Steer / Loader: Hydraulics / Remotes**


**Hydraulics: Pump Assemblies**

Order No: WR-AR102245


Description	Retail
Pump, Hydraulic, Assembly Applications: 640, 670, 740, 770 Features: 100 cm, Double Bank, 3/3 Porting 640 Skidder, 670 Grader, 740 Skidder, 770 Grader	\$1,895.00

**Hydraulics: Related Parts**

Order No: WN-AT424407

Description	Retail
 Quick Tach Actuator Applications: 318D, 320D, 323D, 319D, 329D, 328E, 329E, 332E, 333E, 326E, 318E, 319E, 320E, 323E, 318E, 319E, 320E, 323E, 326E, 324E	\$695.00


**Order No: WN-RE29107**

Description	Retail
 Pump, Hydraulic, Seal Kit Applications: 2155, 2350, 2630, 2755, 2840, 2950, 3010, 3020, 3155, 4000, 4010, 4020, 4030, 4040, 4050, 4055, 4430, 4440, 4450, 4455, 4630, 4640, 4840, 5010 Features: 40 cm 3 (2.4 In. 3) or 50 cm 3 (3 In. 3)	\$58.00

**Skid Steer / Loader: Operators Station / Cab**


**Air Conditioning / Heating: Compressors**

Order No: WN-AL155836

Description	Retail
 Air Conditioner Compressor Applications: 3200, 3215, 3220, 3400, 3415, 3420, 3800, 318D, 319D, 320D, 323D, 326D, 328D, 329D, 332D, 333D, 5070M, 5080M, 5090M, 5100M, 5100R, 5620, 5720, 5820, 6010, 6110, 6120, 6130, 6200, 6210, 6220, 6300, 6310, 6320, 6400, 6410, 6420, 6500, 6820, 6920, 7220, 7230, 7330, 7420, 7430, 7505, 7520 Features: Serpentine Pulley W/ Clutch The following steps must be performed prior to compressor installation for warranty to be considered on all A/C compressors. Failure to do so will void all warranty. system (condenser, evaporator, lines, etc.) needs to be flushed with an approved liquid? new receiver-drier or accumulator needs to be put on. 3. The expansion valves or office tubes needs to be inspected - cleaned - replaced. the lines. 5. The condenser and evaporator needs to be	\$395.00

checked/cleaned of debris. vacuum system down. 7. Use the recommended type and amount of oil needed. 8. Install the proper Freon level. 9. Hand turn the compressor after filling with Freon. 10. Check the voltage to the compressor. 11. Check the system for leaks. 12. The proper documentation/shop work order of the above steps needs to accompany the compressor for warranty.

**Order No: WN-RE52508**

Description	Retail
 Air Conditioner, Compressor, Clutch Applications: 8120, 8120T, 8130, 8200, 8200T, 8210, 8210T, 8220, 8220T, 8225R, 8230, 8230T, 8235R, 8245R, 8260R, 8270R, 8285R, 8295R, 8295RT, 8300, 8300T, 8310, 8310R, 8310RT, 8310T, 8320, 8320R, 8320RT, 8320T, 8330, 8330T, 8335R, 8335RT, CT322, CT332, 240, 250, 260, 270, 280, 317, 320, 325, 328 Features: 5.75", 8 Groove	\$130.00


**Cab / Open Station: Glass**

**Order No: WN-T312628**

Description	Retail
Windshield Front Applications: 319D, 323D, 329D, 329E, 333D, 333E, 318D, 318E, 319E, 320D, 320E, 323E, 326D, 326E, 328D, 328E, 332D, 332E Features: Standard Duty All with S/N -269401	\$258.26

**Console: Gauges**

**Order No: WN-AR46271**

Description	Retail
 Fuel Gauge Applications: 2510, 8020, 3020, 4020, 5010, 5020, 440, 440A, 440B, 500, 500A, 600, 1010, 2010 Features: 12V, Positive Ground, 0-30 Ohms, 1.205" Housing Depth 3020 S/N -122999, S/N 200999, 5010 S/N 8000-, 5020 S/N -24999, (500, 500A both S/N -123113), (440, 440A, 440B all S/N -49999), (1010, 2010 both S/N 42001-)	\$48.50

**Seats: Assemblies**

**Order No: WN-TY15863**

Description	Retail
Seat Applications: 130, 160, 165, 316, 318, 322, 330, 332, 402, 430, 375, 570, STX30, STX38 Features: High Back, Yellow, Lawn and Garden	\$71.43

**Skid Steer / Loader: Rims, Tires & Tracks**

**Rims: Closed Center Rims**

**Order No: WN-8.25X16.5-8BOLT**

Description	Retail
Rim, 8.25" x 16.5", 8 Bolt Applications: 240, 250, 317, 320 Features: 6" Offset, 6" Pilot, 8 Bolt	\$149.00


**Skid Steer / Loader: Transmission**

**Packs: Clutch Pack Parts**

**Order No: WN-AT156740**

Description	Retail
 Clutch Pressure Plate Applications: 440C, 440D, 440D Features: 12" 27 Spline, 1-3/4", 3 Lever 440D S/N 509491-, 448D S/N 509491-	\$511.07

**Order No: WN-AT315821**

Description	Retail
 Clutch Disc Applications: 340D, 440, 440A, 440B, 440C, 440D, 448D, 450 Features: 12" 10 Spline Hub, 1-1/4", 5 Pad 450 (w/ Constant Mesh Trans), 440C S/N 403235-	\$275.92

John Deere®

**Skid Steer / Loader: Wheel Drive Axle and Steering**

**Hubs & Related: Bearings & Seals**

Order No: WN-576539R1




**Description**

Needle Bearing  
Applications: 243, 244, 343, 344, 443, 444, 493,  
494, 543, 546, 594, 642, 643, 644, 645, 692,  
693, 693SH, 694, 842, 843, 844, 892, 893, 894,  
1092, 1243, 1290

**Retail**

\$8.00

**Industrial: Cooling System**  
**Water Pump & Manifolds: Water Pumps**  
**Order No: WN-1A021-73033**

Description	Retail
 Water Pump Applications: L35, L2050, L2250, L2350, L2500, L2550, L2600, L2650, L2800, L2850, L2900, L2950, L3000, L3010, L3130, L3240, L3250, L3300, L3400, L3410, L3430, L3450, L3500, L3550, L3600, L3650, L3710, L3830, L3940, L4200, L4240, L4300, L4310, L4400, L4610, L4630, L4740, L4850, L5450, MX4700 Features: Additional Models: MX5000, MX5100, MX4030SU, MX4700, MX4800SU, M4700, M4800SU, M4900, M5400, M5700,	\$70.00



**Industrial: Cooling System**

**Water Pump & Manifolds: Water Pumps**

**Order No: WN-747542M91**



**Description**

Water Pump  
Applications: BLIZZARD 50, 5500, 5830, 5840,  
5860, 245, 253, 502, C4500, C4830


**Retail**

\$37.00

**Industrial: 2 Wheel Drive Front Axle and Steering**

**Hubs & Related: Caps, Bolts, Clamps, Nuts**

Order No: WN-957E1139

Description	Retail
 Front Wheel Hub Cap Applications: TE20, TEA20, TO20, TO30, TO35, 130, 135, 150, 202, 203, 204, 205, 2135, 35, 65, 35X, 40, 65, 40	\$4.75

**Spindles & Knees: Bushings, Bearings & Thrust Washers**


Order No: WN-183021M2

Description	Retail
Spindle, Seal Applications: 20, 20C, 20D, 20E, 20F, 2135, 2200, 30, 30B, 30D, 30E, 30H, 31, 3165, 1080, 1085, 135, 165, 175, 180, 230, 231, 235, 240, 245, 250, 253, 255, 261, 265, 270, 275, 282, 283, 285, 290, 40, 40B, 40E, 90, 3050, 3060, 3065, 3070, 30075, 3090, 3120, 3125, 360, 362, 3630, 3645, 3650, 3655, 50, 65, 670 Features: Located Under Steering Arm	\$0.68

Order No: WN-513800M1

Description	Retail
Thrust Spindle Washer Applications: 30, 3165, 1080, 1085, 165, 175, 180, 185, 255, 265, 275, 282, 285	\$10.97

Order No: WN-833342M1

Description	Retail
 Spindle, Grease Seal Applications: 20C, 202, 203, 204, 205, 1080, 1085, 135, 150, 165, 175, 180, 185, 230, 235, 245, 255, 265, 275, 285 Features: Bore=2.680", 2.684" OD, Width .544"	\$5.18

**Spindles & Knees: Spindles**

Order No: WN-182557M92

Description	Retail
Spindle Applications: 40, 50, 65 Features: Right Hand, 18" Length 65 Hi Clearance	\$105.81

Order No: WN-189751M92

Description	Retail
Spindle Applications: 202, 203, 204, 205 Features: RH/LH 202 s/n 306677-, 203 s/n 659000300-, 204 s/n 342537-, 205 s/n 659100150-	\$186.15

**Steering Arms & Tie Rods: Steering Arms**

Order No: WN-523112M91


Description	Retail
Arm, Steering, Center Applications: 165, 175, 30, 31, 3165 Features: 43 Splines, 11.187" Long Shaft, 1.686" and 1.873" Diameter	\$299.11

Order No: WN-534155M91


Description	Retail
Arm, Steering, Center Applications: 30, 31, 165, 175, 3165 Features: 42 Tooth Spline, For 523112M91 Center Steering Shaft	\$112.72

**Steering Arms & Tie Rods: Tie Rods & Drag Links**


Order No: WN-1028098M91

Description	Retail
 Tie Rod, Inner, LH Applications: 165, 168, 175, 188, 255, 265, 275, 285, 290, 30, 31, 3165 Features: A=4.812", B=1.000" Female 30 Industrial, 31 Industrial, 3165 Turf & Utility	\$19.00


Order No: WN-1028099M91

Description	Retail
 Tie Rod, Tube, LH Applications: 165, 168, 175, 185, 188, 255, 265, 275, 285, 290, 30, 31 Features: A= 13.625" 30 Industrial, 31 Industrial	\$12.00


Order No: WN-1028262M91

Description	Retail
 Tie Rod End Outer Applications: 30, 31, 165, 168, 175, 185, 255, 265, 275, 285, 290, 3165 Features: A= 15", B= .75", 7 Notches on Top Outer Tie Rod w/ 7 Top Notches	\$19.00


Order No: WN-180381M91

Description	Retail
 Tie Rod End, Outer, Drag Link Applications: TEA20, TED20, TEF20, TO20, TO30, TO35, 135, 2135, 30, 35 Features: A= 3.250", B= 0.687", 18 RH Thread 135 Early, 135 UK	\$8.75


Order No: WN-180391M91

Description	Retail
 Tie Rod, Outer, Drag Link End Applications: TEA20, TED20, TEF20, TO20, TO30, TO35, 135, 30, 350 Features: A= 3.594", B= .687", 18 LH Thread 135 Early	\$9.50


Order No: WN-182510M91

Description	Retail
 Tie Rod, Tube, LH Applications: F40, 150, 175, 178, 50, 65, 765, 99 Features: A= 15.380", B= 0.758" Inner Diameter 175 UK, 178 UK, 50 S/N -533422, 65 Gas S/N -692932, 65 Diesel S/N -692932, 65 HD, 765 HD S/N 526081-	\$21.00


Order No: WN-182534M91

Description	Retail
 Tie Rod, Outer, Drag Link, End Applications: SUPER 90, 135, 150, 165, 175, 178, 20, 202, 203, 204, 205, 2135, 30E, 35, 50, 65, 85, 88, 410, 510, 540, 550, 750, 760, 20, 30, 90, 202, 203, 204, 205, 2135, 3165 Features: A= 3.75", B= .812", 16 RH Thread 135 Orchard, 35 Government, 35 Turf, Massey Ferguson 50, Massey Harris 50	\$17.60


Order No: WN-186063M91

Description	Retail
 Tie Rod, Outer, LH Applications: 150, 170, 178, 50, 65, 765, 99 Features: A= 15.000", B= 0.742" 170 UK, 178 UK, 50 S/N 528163-533422, 65 Gas S/N 671618-692932 or Diesel S/N 667918-692932, 765 HD S/N 526081-	\$22.50

Order No: WN-186065M91

Description	Retail
 Tie Rod, Tube Applications: 150, 32, 50, 65, 99 Features: 19" w/ Clamp 50 S/N 528163-533422, 65 Gas S/N 671680-692932 or Diesel S/N 667918-692932	\$40.00

Order No: WN-186066M91


Description	Retail
 Tie Rod, Outer, RH Applications: 150, 32, 50, 65, 99 Features: A= 15", B= .742" 50 S/N 528163-533422, 65 Gas S/N 671680-692932 or Diesel S/N 667918-692932	\$22.00

Order No: WN-186077M92


**Industrial: 2 Wheel Drive Front Axle and Steering**

**Steering Arms & Tie Rods: Tie Rods & Drag Links**


Order No: WN-186077M92

Description	Retail
 Tie Rod, Inner, RH Applications: 150, 32, 50, 65, 99 Features: A= 6.5", B= .812", 16 RH 50 S/N 528163-533422, 65 Gas S/N 671680-692932 or Diesel S/N 667918-692932	\$23.00

Order No: WN-518434M91

Description	Retail
 Drag Link Assembly Applications: 165, 178, 30, 3165 Features: 43.75", 0.625" Thread 165 Diesel, 178 Cont Gas, 30 Diesel	\$130.00


Order No: WN-553325

Description	Retail
 Tie Rod Assembly Complete Left Hand Applications: 30, 31, 165, 168, 175, 185, 188, 255, 265, 275, 285, 290 Features: 30, 31 All Ind	\$79.00


Order No: WN-674393M91

Description	Retail
 Tie Rod, End Applications: 20C, 30B, 30D, 40B, 4500, 235, 245 Features: Right Hand, 4.38" Long, 0.687" Diameter 235 Orchard S/N 9A253749-, 245 Orchard S/N 9A253749-	\$41.19

Order No: WN-894124M91


Description	Retail
 Tie Rod, Tube, RH Applications: 65, 175, 178, 765 Features: 21.125" Long 65, 175, 178 (All S/N 724936-), 765 (All S/N 526081-), 65 (All S/N 526081-)	\$16.00

Order No: WN-AL60161


Description	Retail
 Tie Rod, End Applications: 3050, 3060, 3065, 3095, 3120, 3125 French, 3140, 3630, 3650, 3655, 3660, 3670, 3680, 3690, 375, 390, 396, 6170, 3180, 8120, 8140, 8150, 8160 Features: 8-1/4" Long, M22 x 1.5 RH Threads & M24 x 1.5 RH Threads	\$65.00

**Steering Pumps, Motors, Gear Boxes, etc.: Power Steering  
Cylinders & Related**

Order No: WN-1033035M91


Description	Retail
 Power Steering, Cylinder, End Applications: 20C, 2200, 235, 245, 30B, 40B, 4500 Features: End Threads into Cylinder and Rod Tube, 2 Used 245 Orchard, 4500 Industrial	\$22.00

Order No: WN-192749MT

Description	Retail
 Power Steering, Cylinder, End Applications: 135, 20, 202, 203, 205, 2135, 35 Features: End Threads into Cylinder Head	\$11.00


**Steering Pumps, Motors, Gear Boxes, etc.: Power Steering  
Pumps & Related**

Order No: WN-523090M91


Description	Retail
 Power Steering, Pump Applications: 40, 203, 204, 302, 304, 356, 3165, 40, 50, 50A, 65, 165, 255, 265, 3165 Features: 3165 (diesel), 30 (diesel), 40, 50, 50A, 65 S/N 685996- Diesel), 165 (diesel S/N	\$360.00

9A112205-), 255 (Engine: A-212 Gas or AD236  
Diesel), 265, 3165 (diesel)

Order No: WN-773126M92

Description	Retail
 Power Steering Pump Applications: 20, 20C, 30, 30B, 30D, 30E, 40, 203, 205, 2135, 2200, 2500, 4500, 35, 50, 135, 150, 230, 231, 235, 240, 245, 250 Features: With Reservoir 135 Perkins Gas or Diesel, (230, 245, 35, 50, All Diesel), 231 S/N -C24000, 240, 250, 253 S/N -F28098	\$244.79


Order No: WN-897146M95

Description	Retail
 Power Steering Pump Applications: 165, 255, 265, 275, , 265S, 282, 290 UK, 50C Features: 165 UK, 255 w/ AD-203 Diesel Engine, (265, 275, All 9A284067 thru 9A287064), 265S Turkey, 282, 290 UK, 50C	\$250.00

**Industrial: Brakes**

**Brakes: Pedals & Related Parts**


Order No: WN-195910M1

Description	Retail
 Busing, Brake, Pedal, Shaft Applications: 20, 20C, 20D, 20F, 202, 203, 2135, 30, 30E, 31, 3165, 40, 40E	\$11.72

**Industrial: Cooling System**


**Fan: Fans**

Order No: WN-194046M91

Description	Retail
 Radiator Fan Applications: 203, 205, 2135, 2200, 3165, 135, 150, 165, 230, 235, 245, 255 Features: 4 Blade, 15.5" Diameter, 1.6" Pilot Hole (203, 205 both Direct Injection Diesel), (2135, 235, 245 all with Diesel Engine), (2200, 135 both Perkins Gas or Diesel), (3165, 165 both Continental Gas or Diesel Engine), (150 with Perkins Gas Engine), (230 Diesel -9A349239), (255 AD4-203 Diesel Engine)	\$47.71


**Radiator: Hoses**

Order No: WN-1869514M1


Description	Retail
 Upper Radiator Hose Applications: 20D, 230, 231, 240, 240S, 241, 250, 265, 275, 565, 575 Features: 6.00" Length, 1.375" ID one end, 1.437" ID opposite end 265, 275, 565, 575 (all with 4.236 engine)	\$6.32

**Radiator: Radiators, Cores, & Tanks**

Order No: WN-1669650M94

Description	Retail
 Radiator Applications: 30D, 50E, 260, 265S, 270, 275, 283, 290, 670, 675, 690 Features: Core Size: 15.125" Wide, 18.875" High, 5 Rows of Tubes, 7 Fins 265S Turkish, 270 US & UK, 275 UK, 283 US & UK, 285S Turkish, 290 US & UK, 50E UK	\$255.00

Order No: WN-181623M1

Description	Retail
 Radiator Applications: 202, TEA20, TE20, TO20, TO30, TO35, 35 Features: 17.5" H x 15" W, 3 Rows 202 S/N 306493-, TO35 S/N 204182-; For Continental Gas Engines	\$199.00

Order No: WN-194701M91

**Industrial: Cooling System**


**Radiator: Radiators, Cores, & Tanks**

Order No: WN-194701M91

Description	Retail
Radiator Applications: 30, 165, 175, 180, 3165 Features: 19" x 15-1/8" Core, 3 Rows of Tubes, 8 Fins Per Inch 30 Diesel, 165 Standard Gas or Diesel, 165 Row Crop Gas or Diesel, 175 Gas or Diesel, 180 Gas or Diesel, 3165 Turf Gas or Diesel, 3165 Utility Gas or Diesel	\$259.99


**Radiator: Related Parts**

Order No: WN-1876534M91

Description	Retail
 Fuel Tank Cap Applications: 135, 148, 155, 165, 168, 175, 178, 185, 188, 231, 240, 250, 253, 260, 261, 270, 275UK, 283, 290, 298, 35, 35X, 50, 550, 560, 565, 575, 590, 595, 670, 675, 690, 698, 698T, 699, 1080, 20, 20B, 20C, 20D, 20E, 20F, 30B, 30D, 30E, 30H, 40, 40E, 50B, 50D, 50E, 50F, 50H, 60H, 158, 6500H, 6800 Features: 135 Standard, 135 UK, 165 UK, 175 UK, 275 UK	\$8.00

**Thermostats: Thermostats**

Order No: WN-11C16

Description	Retail
 Thermostat Applications: 20, 20B, 20C, 20D, 20E, 20F, 30, 30B, 30D, 30E, 30H, 40, 40E, 50B, 50D, 50E, 50H, 60, 60H, 70, 202, 203, 204, 205, 320, 470, 2135, 2200, 2244, 2500, 4500, F40, TO35, 35, 35X, 50, 130, 133, 135, 148, 150, 154, 154-4, 158, 165, 168, 174, 174-4, 175, 178, 180, 184, 185, 188, 194, 194-4, 230, 231, 235 Features: 180 Degrees F40 (Perkins Diesel S/N 236US12630-), TO35 (Perkins Diesel S/N 236US12630-), 130 (Perkins Diesel S/N 236US12630-), 135 (Perkins Diesel S/N 236US12630-), 148 (Perkins Diesel S/N 236US12630-), 150 (Perkins Diesel S/N 236US12630-), 154-4 (Perkins Diesel S/N 236US12630-), 168 (S/N -724937), 175 (S/N -72493), 178 (S/N -724937), 180 (Perkins Diesel S/N 236US12630-), 184, 185, 185 (Perkins Diesel S/N 236US12630-), 188, 188 (Perkins Diesel S/N 236US12630-), 230 (Perkins Diesel S/N 236US12630-), 240, 245, 250, 253, 254, 254-4, 265, 274, 275, 285, 290, 298, 350, 360, 362, 363, 373, 377, 383, 387, 393, 397, 550, 565, 575, 590, 595, 670, 690, 698, 1014, 1080, 1080 (Perkins Diesel S/N 236US12630-), 1085 (Perkins Diesel S/N 236US12630-), 1100, 1100 (Perkins Diesel S/N 236US12630-), 1105, 1105 (Perkins Diesel S/N 236US12630-), 1130, 1130 (Perkins Diesel S/N 236US12630-), 1135 (Perkins Diesel S/N 236US12630-), 1200	\$8.86

Order No: WN-11C30


Description	Retail
Thermostat Applications: 1007, 1014, 1114, 1134, 2620, 2625, 2640, 2645, 2680, 2685, 2705, 2720, 2725, 3050, 3060, 365, 3070, 3075, 3080, 3090, 3095, 3115, 3120, 3120T, 3125, 3140, 3505, 3525, 3545, 360, 3630, 3635, 3645, 365, 3650, 3655, 3660, 375, 390, 390T, 398, 399, 4225, 4235, 4240, 4245, 4255, 4260, 4270 Features: 180 Degree Additional Models, 50, 565, 6110, 6120, 6130, 6140, 6150, 6160, 6170, 6180, 6190, 698T, 699, 810, 8120, 8130, 27, 29, 29XP, 31XP, 530, 535, 560, 620, 625, 665, 750, 805, 820, 825, 830, 835, 840, 845, 1250, 24, 31, 50B, 8937	\$8.48

Order No: WN-1446222M91


Description	Retail
Thermostat Applications: 410, 30, 300, 302, 304, 3165, 40B, 50A, 60, 220, Super 90, 1100, 1130, 165, 255, 50, 65, 765 Features: 180 Degree, Diesel	\$16.96

**Water Pump & Manifolds: Water Pumps**


Order No: WN-3637372M91

Description	Retail
 Water Pump Applications: 165, 255, 300, 30, 302, 304, 40B, 365, 65 Features: (165, 255 All AD4-203 Diesel), 300, (30, 302, 304, 40B All Ind w/AD4.203 Diesel Eng), 365, 65 w/ A4.203 Gas or AD4.203 Diesel Eng	\$58.00


Order No: WN-3637468M91

Description	Retail
 Water Pump Applications: 3050, 3070, 375, 390T, 393, 398, 50HT, 60HT, 3060, 383 Features: With Pulley (3050, 3070, 375, 390T, 393, 398, 50HT, 60HT All AT4.236 Eng), 3060, 383 w/ AT4.236 Eng & w/o Cab, 383 w/o Cab	\$55.00

Order No: WN-3638998M91

Description	Retail
 Water Pump Applications: 50HT, 60HT, 3050, 3060, 3065, 3070, 375, 383, 390, 390T, 393, 398, 4225, 4235, 4240, 4243, 4245, 4253, 4255, 6140, 6150 Features: Without Pulley 50HT (w/ AT4.236 Eng), 60HT (w/ AT4.236 Eng), 3050 (w/ AT4.236 Eng), 3050 (w/ A4.248 or A4.236 Eng), 3060 (w/ A4.248 or A4.236 Eng), 3065 (w/ AT4.236 Eng), 3070 (w/ AT4.236 Eng), 375 (w/ AT4.236 Eng), 390T (w/ AT4.236 Eng), 393 (w/ AT4.236 Eng), 398 (w/ AT4.236 Eng)	\$59.00


Order No: WN-747542M91

Description	Retail
 Water Pump Applications: 135, 48, 150, 154-4, 230, 231, 235, 240, 240P, 245, 250, 253, 263, 340, 342, 350, 353, 353LX, 360, 2500, 20, 20C, 20E, 20F, 203, 205, 2135, 30B, 30E, 30H, 40E	\$37.00

Order No: WN-747597M91

Description	Retail
 Water Pump Applications: 165, 255, 3165, 65, 30, 302, 304, 40B, 408, 50, 50A, 300, 356, 765 Features: Includes Pulley (165, 255, 3165, 65, All AD4-203 Diesel), (30, 302, 304, 40B, 408, 50, 50A, All Ind), 300, 356 Ind Shovel Blade, Forklift	\$84.00

Order No: WN-830691M91

Description	Retail
 Water Pump Applications: 20C, 30B, 202, 203, 204, 205, 2135, 2200, 2500, 4500, F40, TO35, 35, 50, 135, 150, 230, 235, 245, 2200 Features: Less Pulley Engine: Continental Gas Impeller Diameter: 2-3/4" Includes mounting gasket Without pulley or hub	\$43.00

**Industrial: Drive Axles / Differentials / Front & Rear End**

**Differential: Related Parts**


Order No: WN-29685

Description	Retail
Differential, Carrier Plate, Bearing Applications: 245, 255, 265, 270, 275, 282, 283,	\$27.56


Massey Ferguson®

**Industrial: Drive Axles / Differentials / Front & Rear End**  
**Differential: Related Parts**  
**Order No: WN-29685**  
 285, 298, 670, 690, 698, 699, 1085, 24, 30, 30B, 30D, 30E, 30H, 31, 40, 40B, 50A, 50C, 50D, 50E, 50H, 60, 4500, 650  
 Features: Taper Cone, 2-7/8" ID, 1" Height


**Industrial: Electrical**  
**Alternator: Assembly**  
**Order No: WN-508552M92**

Description	Retail
 Alternator Applications: 30, 302, 304, 3165, 356, 1080, 1100, 1130, 165, 175, 180 Features: Delco, 12V, 42 Amp (30, 302, 304, 3165, 356, 1100, 1130 all gas), 1080 w/o Air Conditioning w/ Provision for Tach Drive, (165, 175, 180 all Perkins Gas & Diesel)	\$147.00

**Order No: WN-AR84306**

Description	Retail
 Alternator Applications: 20C, 30B, 40B, 50C, 50D, 55, 230, 245, 255, 265, 275, 285, 2675, 2705, 2745, 2775, 2805 Features: Delco Remy, 12 Volt, 61 Amp	\$88.50

**Lights: Switches**  
**Order No: WN-772954M1**

Description	Retail
 Lights, Switch Applications: 135, 150, 165, 175, 180, 1080, 1100, 1130, 1150, 20, 30, 2135	\$32.04


**Starter: Assembly**  
**Order No: WN-1035335M1**

Description	Retail
 Starter, Drive Applications: 50, 65, TO20, TO30, TO35, 40 Features: For Delco Starters 1109457 & 1107654	\$55.90


**Order No: WN-190004M91**

Description	Retail
 Starter Applications: 202, 204, 302, 304, 35, 50, 65, TO35 Features: 12 Volt, Delco, 9 Teeth, Clockwise Rotation	\$167.00

**Order No: WN-1903119M91**

Description	Retail
 Starter Applications: 160, 300, 530, 20C, 20D, 20E, 200, 2135, 2200, 2500, 30B, 30E, 302, 304, 3165, 40B, 4000, 50C, 135, 150 Features: Delco, 3 Bolt Mount, 10 Teeth, 12V (160, 20C, 200, 2135, 2200, 2500, 30B, 4000, 135, 150 all 3.152 Perkins Diesel), (300, 530, 302, 304, 3165, 40B, 2200, 2500 all 4.203 Perkins Diesel), (50C 4.236 Perkins Diesel) (20D, 20E, 30E all Perkins Diesel)	\$250.28


**Order No: WN-SDR6058**

Description	Retail
 Starter, Solenoid Applications: 300, 410, 510, 750, FE35, TO35, 35, 50, 65, 135, 150, 165, 175, 180, 230, 235, 245, 255, 265, 1100, 203, 205 Features: Use With Delco Starters	\$14.00


**Order No: WN-SL-148**

Description	Retail
 Starter, Solenoid Applications: 135UK, 154-4, 154-4S, 240, 254-4, 360, 364S, 20E, 30E, 30H Features: For Lucas Starters 240 S/N N01001-A20286, 364S S/N -D03066	\$30.99


**Order No: WN-SNK0004**

Description	Retail
 Starter Applications: 165, 175, 180, 220, 255, 265, 275, 20, 30, 40U, 50C, 50D, 6500 Features: 12 Volt, CW, 10 Tooth, DELCO 265 s/n -9A212741 Diesel	\$153.00


**Starter: Solenoid**  
**Order No: WN-SDR6003**

Description	Retail
 Solenoid, Switch Applications: Super 90, 60, 70, 85, 88, 275, 285, 295, 300, 550, 1080, 1085, 1100, 1105, 1130, 1135, 2675, 2705, 410, 510, 540, 550, 750, 760, 850, 855, 860, 865, 11, 33, 60, 80, 220, 300, 350 Features: 760 w/ AT6.354 Perkins Engine, 275 S/N -9A270512	\$26.25

**Order No: WN-SDR6006**

Description	Retail
 Solenoid Applications: 550, 850, 855, 860, 865, 320 Features: Use WN-SDR6006	\$31.25

**Industrial: Engines & Related Parts**  
**Blocks & Components: Blocks, Timing, and Related**  
**Order No: WN-636762M1**

Description	Retail
 Engine, Tach Drive, Seal Applications: 35, 50, 65, 135, 145, 165, 230, 240, 250, 254, 255, 260, 350, 550, 765, 15, 20B, 20D, 20E, 20F, 30E, 30H, 40, 40E, 158	\$3.33


**Blocks & Components: Camshafts & Related**  
**Order No: WN-HCK-PER244**

Description	Retail
Engine, Cam and Lift Kit Applications: Massey Ferguson Power Unit Features: Perkins 1000.40 Turbo	\$179.00

**Blocks & Components: Crankshafts & Related**  
**Order No: WN-31315145**

Description	Retail
Crankshaft, 4 Cylinder, Diesel, Keyed Nose Applications: 300, 30, 302, 304, 3165, 356, 40B, 50, 65, 155, 158, 165, 255 Features: Perkins 203CID, 2 Piece Rope Seal, Does not include Bearings (30, 302, 304, 3165, 356, 40B, 50, 165, 65 all E-S/N 29C1085-), (302, 304, 3165, 356, 165, 65 all E-S/N 2939036-29C1084), (356, 65 all E-S/N -2820092), (365, 65 all E-S/N -2939035 Not Ending w/ DL), (50, 165, 50, 65 all w/ A4.192, A.203 or AD4.203 S/N -20), (255 203 Diesel Engine 533240M91 S/N -203UA109487DL), (65 S/N 2820092-)	\$439.61

**Order No: WN-736931M91**

Description	Retail
 Main Bearing Set Applications: 7600, 8600, 510, 7300, 7800, 8800, 8900, 750, 760, 8700, 1100, 1850, 1130, 1105, 1135, 2-105, 2-85, 450, 450S, 44B, 80, 400, 450D Features: .010", Less Thrust Bearing, For Perkins Engines	\$33.50

**Blocks & Components: Cylinder Kits & Components**

Massey Ferguson®

**Industrial: Engines & Related Parts**

**Blocks & Components: Cylinder Kits & Components**

Order No: WN-31358394

Description	Retail
Piston Cylinder Sleeve Applications: 510, 550, 750, 760, 850, 860, 165, 174-4S, 175, 180, 184-4, 255, 265, 274-4, 362, 374S, 375, 384S, 399, 670, 699, 1100, 1105, 1130, 1135, 2640, 2675, 2705, 3050, 3090, 3505, 3525, 3545, 3630, 3650, 31, 50, 50B, 50C, 50E, 50H, 450, 450D, 450S, 80, 44B, 470, 400	\$30.50

Order No: WN-836103M91


Description	Retail
Rings, Piston Applications: 3165, 165, 65 Features: Top 2nd & 3rd Rings .123" , Oil Ring .126".Gas G176	\$15.54

Order No: WN-836583M91

Description	Retail
Piston, Ring Set Applications: 510, 550, 31, 80, 1100, 1130, 175, 180, 184-4, 255, 265 Features: 5 Rings Per Piston, Perkins Diesel	\$15.50

**Blocks & Components: Gaskets**

Order No: WN-194713M1

Description	Retail
 Gasket, Manifold, Elbow Applications: 165, 175, 180, 255, 30, 3165, 40B Features: Vertical Exhaust Gasket for Upright	\$1.81

Order No: WN-3640488M1

Description	Retail
Manifold Elbow Gasket Applications: 300, 2500, 4500, 20, 20C, 20D, 200, 203, 205, 2135, 2244, 30, 30B, 30D, 30E, 30H, 302, 304, 3165, 32, 356, 38, 40B, 50A, 50B, 50D, 50E, 60H, FE135, 1014, 1114, 135, 148, 150, 154-4, 154-4S, 165, 168, 178, 180, 185, 188, 230, 231, 235, 240, 240P, 245, 250, 254-4, 255, 265, 275, 290, 35, 35X, 350 Features: Steel, Sold in 5s, Price Individually (30D, 50B, 50D, 50E, 60H all w/ A4.212 or AD4.236 Perkins Engine), (1014, 1114 all w/ A6.354 Perkins Engine), (135, 148 w/ AD3.152 engine), 165 SN 212UA78664- w/ A4.212 or AD4.236 Perkins Engine, 165 w/ A4.203, 168 w/ A4.212 or AD4.236 Perkins Engines, 178 SN 745974- w/ A4.248 Perkins Engine, (185, 188 all w/ A4.248 Perkins Engine), (240, 250 all w/ AD3.152 engine), (265, 275 w/ A4.212 or AD4.236 Perkins Engines), 290 w/ A4.248 Perkins Engine, 35 w/ A3.152 engine, 35X(FE), 50 w/ A4.212 or AD4.236 Perkins Engines, (565, 575 all w/ SN 212UA78664- w/ A4.212 or AD4.236 Perkins Engines), 65 w/ 4.192/A4.203, 690 w/ A.4248 Perkins Engine, 765 w/ 4.192/A4.203	\$1.64

Order No: WN-734238M1


Description	Retail
Timing Cover Gasket Applications: 135, 150, 154-4, 154-4S, 230, 231, 235, 240, 245, 250, 253, 254-4, 35, 350, 360, 50, 20, 20C, 20D, 20F, 203, 205, 2135, 2200, 2244, 2400, 30B, 30D, 30E, 30H, 40, 40E Features: Package Of 2, Priced Each	\$10.43

Order No: WN-734661M1

Description	Retail
Gasket, Front Cover to Timing Gear Housing Applications: 135, 150, 154-4, 154-4S, 230, 231, 235, 240, 245, 250, 253, 254-4, 35, 350, 360, 50, 20, 20C, 20D, 20F, 203, 205, 2135, 2200, 2244,	\$9.11


30B, 30D, 30E, 30H, 40, 40E

Order No: WN-736754M1


Description	Retail
 Manifold Gasket Applications: 30, 31, 50C, 50D, 60, 165, 175, 180, 255, 265, 275, 283, 285, 300, 362, 375, 383, 390, 670, 690, 3050, 3060, 20, 60, 6500, 6800 Features: Pack of 5, Sold Individually	\$2.18

**Blocks & Components: Manifolds**

Order No: WN-1046679M1

Description	Retail
 Intake and Exhaust Manifold, 4 Cylinder, Gas, Applications: TE20, TO20, TO30, TO35, 135, 35, 202, 203, 204, 205, 2135 Features: For Continental Gas Engines 2135 Gas	\$161.00


Order No: WN-533446M2

Description	Retail
 Exhaust Manifold Elbow Applications: 255, 275, 50, 50D, 265 Features: For A4-236, A4-248 Perkins only (255, 275, 50, 50D All w/ A4-236/A4-248 Diesel Eng)	\$55.00


Order No: WN-732813M1

Description	Retail
Manifold, Exhaust Applications: 50, 50A, 65, 302, 304, 356, Features: Direct Injection Diesel Engines Only	\$81.88

Order No: WN-733206M1

Description	Retail
 Exhaust Manifold Applications: 50, 175, 180, 270, 283, 290, 6500, 6800 Features: 4 Cylinder Diesel Exhaust 165 w/165 A4.236 Eng, (168, 178, 185, 188 All w/ Eng A4.236/A4.248),	\$39.00

Order No: WN-741764M1


Description	Retail
 Exhaust Manifold, 4 Cyl Applications: 255, 265, 275, 285, 290, 50, 50D Features: (all with A4-236 or A4-248 Engine using vertical exhaust) All with Diesel Engine	\$59.00

Order No: WN-MFS172


Description	Retail
Manifold, Exhaust Pipe Applications: 2200, 2500, 50, F40, Features: 21" Vertical Length, 58-1/2" Horizontal Length, 1-3/4" O.D.	\$42.00

**Cylinder Heads: Gaskets**

Order No: WN-735057M1

Description	Retail
 Gasket, Valve Cover Applications: 135, 148, 154-4, 230, 240, 245, 250, 253, 254, 255, 350, 353, 355, 360, 363, 550UK, MF40, MF200, MF2135, MF2244, MF40, MF200, MF2135, MF2244 Features: 3.152 Perkins Diesel Engine	\$7.06

Order No: WN-836283M1




Description	Retail
 Upper Head Gasket Set Applications: 3165, 165, 65 Features: Continental G176 Gas Engine	\$74.15






**Cylinder Heads: Valves & Related**

Order No: WN-HVK-CONT129134A

Description	Retail
Cylinder Head, Valve Train, Kit Applications: 35, 50, F40, TO30, TO35, 202,	\$107.00

Massey Ferguson®

<b>Industrial: Engines &amp; Related Parts</b>	
<b>Cylinder Heads: Valves &amp; Related</b>	
<b>Order No: WN-HVK-CONT129134A</b>	
204, 2135, 2200 Features: Z129 or Z134 Gas, Single Groove Stem Exhaust Valve	
<b>Order No: WN-VTK261</b>	
<b>Description</b>	<b>Retail</b>
Engine, Valve Train Kit Applications: 3165, 65, 165 Features: Intake & Exhaust Valves, Guides, Springs, Keepers, 176CID Gas	\$268.69
<b>Order No: WN-VTK301</b>	
 <b>Description</b>	<b>Retail</b>
Cylinder Head, Valve Train Kit Applications: 35, 50, 203, 205 Features: 3.152 C.U. 35 Utility	\$55.31
<b>Ignition: Distributor &amp; Related</b>	
<b>Order No: WN-21A310</b>	
 <b>Description</b>	<b>Retail</b>
Distributor, Rotor Applications: 35, 50, 65, 135, 150, 165, 175, 180, 255, 265, 1100, 410, 20, 30, 40, 50, 2135, 3165, 2200, 2500 Features: For DELCO Distributors 1964- with Screw Held Cap	\$3.28
<b>Ignition: Sparkplugs/Glowplugs</b>	
<b>Order No: WN-ABC170</b>	
 <b>Description</b>	<b>Retail</b>
Spark Plug Applications: 20, 22, 30, 33, 35, 40, 44, 50, 65, 85, 88, 90, 135, 180, 230, 235, 245, 2135, 3165, 202, 203, 204, 205, 1100, COLT, PONY, PACER, MUSTANG Features: 18mm Thread Diameter, Plug Gap .025	\$6.00
<b>Lubrication System: Oil Pan &amp; Related</b>	
<b>Order No: WN-735129M91</b>	
<b>Description</b>	<b>Retail</b>
Dipstick, Engine Oil Applications: 11, 25, 30, 31, 50C, 50D, 50E, 60HT, 1100, 1130, 130, 165, 168, 175, 184-4, 265, 270, 274-4, 50, 565, 575, 670 Features: 9" Long	\$6.19
<b>Lubrication System: Oil Pumps</b>	
<b>Order No: WN-H2418F701</b>	
<b>Description</b>	<b>Retail</b>
Seal, Rear Applications: Power Unit Features: 1000.4 Engine	\$42.50
<b>Mufflers &amp; Components: Mufflers</b>	
<b>Order No: WN-MF11</b>	
<b>Description</b>	<b>Retail</b>
Muffler Applications: 2200, 2500, 50, F-40 Features: 18-1/2" Long, 1-15/16" Inlet I.D., 1-3/8" Outlet O.D.	\$50.75
<b>Industrial: Filters</b>	
<b>Filters: Engine Oil</b>	
<b>Order No: WN-837595M1</b>	
 <b>Description</b>	<b>Retail</b>
Filter, Engine Oil Applications: FE35, 35, 50, 65, 135, 150, 165, 203, 205, 302, 304, 2135, 3165 Features: Cartridge Type, For Diesel Engines	\$4.79
<b>Filters: Hydraulic Oil</b>	
<b>Order No: WN-521451M1</b>	

 <b>Description</b>	<b>Retail</b>
Pump, Hydraulic, Strainer Assembly Applications: FE35, FE135, 35, 50, 65, 85, 88, 135, 150, 165, 175, 180, 1080, 20, 30, 31, 40, Super 90, 202, 203, 204, 205, 302, 304, 2135, 3165	\$11.29
<b>Industrial: Fuel System</b>	
<b>Carburetors &amp; Parts: Carburetor Parts</b>	
<b>Order No: WN-70219985</b>	
 <b>Description</b>	<b>Retail</b>
Carburetor, Float Applications: 20, 22, 30, 50, 81, 82, 101 JR, 102 JR, 135, 150, 2135, PACERTE20, TO20, TO30, TO35, 202, 203, 204, 205, Features: For Marvel-Schebler Small Bowl Carburetors	\$10.00
<b>Carburetors &amp; Parts: Carburetor Repair Kits</b>	
<b>Order No: WN-MSCK55</b>	
<b>Description</b>	<b>Retail</b>
Carburetor, Kit Applications: 35, 50, 135, 150, F40, TO35, 202, 204, 2135 Features: Basic Kit for Marvel Schebler TSX60, TSX88, TSX605, TSX882	\$26.63
<b>Fuel Tank &amp; Related: Fuel Pumps</b>	
<b>Order No: WN-3637338M91</b>	
 <b>Description</b>	<b>Retail</b>
Fuel Pump Applications: 300, 30, 302, 304, 3165, 356, 165, 65, 765 Features: Fuel Sediment Bowl Included, 2 Hole Mount 300 ES/N 2939036-, (302, 304, All ES/N 2939036-29C1084), 3165 ES/N -29F4249, 356 ES/N -2939035 not ending w/ DL, 165 ES/N -29F4249, 765 w/ Perkins AD4-203 / Non-MF A4-192 Eng	\$28.00
<b>Order No: WN-4222094M91</b>	
 <b>Description</b>	<b>Retail</b>
Fuel Pump Applications: 2500, 203, 205, 2135, 2200, 2244, 135, 50, 135 UK, 35 Features: With Sediment Bowl, Pump has 2 Hole Mount 2500 AD3-152 Eng S/N -152UA46497D, (203, 205, 2135, 2200, 2244, All AD3-152 Eng S/N -152UA46497D), (135, 150, All AD3-152 Eng S/N -152UA46497D), 135 UK AD3-152 Eng S/N -152UA38571D, 35 Perkins diesel w/sediment bowl, 35X(FE)	\$31.00
<b>Fuel Tank &amp; Related: Fuel Sending Units</b>	
<b>Order No: WN-1079384M91</b>	
<b>Description</b>	<b>Retail</b>
Fuel Tank, Sending Unit Applications: 230, 235, 245, 285, 20C, 30B, 30D Features: 285 S/N -9A289234, 20C S/N -9A349236	\$49.22
<b>Order No: WN-3762581M1</b>	
<b>Description</b>	<b>Retail</b>
Fuel Tank, Sending Unit Applications: 261, 270, 282, 283, 290, 298, 50E, 50F, 50H, 50HX, 60H, 60HX, 6500H, 6800H	\$36.88
<b>Fuel Tank &amp; Related: Fuel Tanks &amp; Parts</b>	
<b>Order No: WN-1004498M1</b>	
 <b>Description</b>	<b>Retail</b>
Sediment Bowl Fuel Bowl Applications: 35, 50, 135, 150, 165, 175, 180, 2135, 2, 202, 204 Features: 165 (diesel), 180 (diesel)	\$4.50
<b>Order No: WN-1694985M92</b>	

Massey Ferguson®

**Industrial: Fuel System**

**Fuel Tank & Related: Fuel Tanks & Parts**

Order No: WN-1694985M92



Description	Retail
Fuel Tap Applications: 30D, 230, 253, 340, 342, 350, 352, 355, 360, 275, 362, 365, 372, 375, 382, 390T, 398 Features: (230, 340, 342, 350, 352, All AD3.152 Eng), (253, 355, 360, All AT3.152.4 Eng), (275, 362, 365, 372, 375, 390T, 398, All A4.236 Eng)	\$12.00

Order No: WN-3637301M1



Description	Retail
Radiator, Cap Applications: 135, 140, 145, 148, 152, 165, 168, 178, 185, 188, 40, 50, 50B, 50D, 50H, 50HX, 60H Features: 10 Pounds	\$5.00

Order No: WN-520948M91

Description	Retail
Fuel Tank, Cap Applications: 300, 410, 510, 540, 550, 750, 760, 850, 855, 860, 865, 20, 30, 35, 50, 65, 85, 88, 135, 150, 165, 175, 178, 180, Super 90, TEA20, TE20, TO20, TO30, 30, 31, 50A, 203, 205, 302, 304, 2135, 3165, 1100, 1080, 1130, 1150	\$6.57

Order No: WN-883623M1

Description	Retail
Fuel Tank Mounting Bushing Applications: 50, 165, 168, 175, 178, 185, 188, 265, 270, 285, 290, 298, 392S, 30D, 30E, 50B, 50D, 50E, 60H	\$6.90

Order No: WN-NAA9155B



Description	Retail
Fuel Tank, Sediment Bowl Applications: F40, 202, 203, 204, 304, 35, 356, 50, 65, 85, 88, Super 90, TO20, TO30, TO35 Features: Screws Into Bottom of Fuel Tank 202 S/N -309328, 203 S/N -119700213, 204 S/N -343891, 304 S/N -119750210, 35, 356 S/N -670001084	\$18.99

**Industrial: Hydraulics / Remotes**

**Hydraulics: Drives & Couplers**

Order No: WN-1400022M91

Description	Retail
Pump, Hydraulic, Drive Adapter Plate Bushing Set Applications: 35, 50, 65, 135, 150, 165, 175, 235, 245, 20, 20C, 30, 30B, 30D, 40, 40B, 50, 50A, 50C, 50D, 202, 203, 204, 205, 2135, 2200, 3165 Features: Set of 4, With Steel Sleeves	\$23.13

Order No: WN-704812M93

Description	Retail
Pump, Hydraulic, Drive Adapter Plate Applications: 35, 50, 65, 135, 150, 235 Orchard, 245 Orchard, 20, 20C, 30, 30B, 30D, 35, 40, 50, 202, 203, 204, 205, 2135, 2200 Features: For Front Mount Hydraulic Pumps, 3/4" Threaded Center Hole	\$75.71

**Hydraulics: Pump Assemblies**

Order No: WN-531607M93



Description	Retail
Hydraulic Pump Applications: 1080, 1085, 135 UK, 165, 175, 180, 20E, 235, 240, 245, 250, 253, 255, 265, 270, 275, 283, 285, 290, 298, 30, 4840, 4800, 4900, 670, 690, 698, 699, 20E, 30 Features: Auxiliary	\$400.00

Order No: WN-708900M92

Description	Retail
Hydraulic Pump Applications: 52, 52A, 54 Features: 13 Splines, 7/8 Diameter Shaft	\$805.00

**Hydraulics: Repair Parts**

Order No: WN-707166M92

Description	Retail
Pump, Hydraulic, Drive Shaft Applications: 30, 32, 34, 100, 165, 175, 200, 235, 236, 3165 Features: 7/8", Left Hand, 9 thread, 14.00" Long, 13 Tooth	\$173.50

Order No: WN-708639M91

Description	Retail
Pump, Hydraulic, Adapter Plate Applications: 30, 40A, 50A, 50C, 50D, 135 Orchard, 165, 175, 2200 Features: 5-1/4" Dia., 4 Mounting Holes, 4" Centers, 7/8" Threaded Center	\$112.71

Order No: WN-VFD1104



Description	Retail
Valve, Selective Control Applications: TO35, 1080, 1085, 130, 135, 150, 165, 175, 180, 230, 231, 235, 240, 245, 250, 253, 255, 265, 270, 275, 282, 283, 285, 290, 35, 360, 362, 375, 383, 390, 392S, 393, 398, 50, 65, 85, 20, 20C, 20D, 20F, 202, 203, 204, 205, 2135, 2200, 25, 30, 30B, 30D, 30E, 302, 304, 31, 3165, 40, 40B, 40E, 50C, 50D Features: Positive Change Over From Tractor Hydraulic to External Svc	\$135.75

**Industrial: Operators Station / Cab**

**Cab / Open Station: Doors & Related**

Order No: WN-530316M1



Description	Retail
Cab Door Handle Applications: 1200, 1250, 20D, 50B, 50B MKII, 1085, 1155, 2620, 2625, 2640, 2680, 2685, 2720, 2725, 50, 550, 560, 565, 575, 590, 592, 595, 595 MKII Features: Outside, Locking	\$26.59

Order No: WN-530966M92

Description	Retail
Fender, Right Hand Applications: 235, 245, 255, 265, 275, 285, 30 Features: Flat Top, Includes Rubber Hand Hold Grommet	\$212.53

Order No: WN-530967M93

Description	Retail
Fender, Left Hand Applications: 235, 245, 255, 265, 275, 285, 30 Features: Flat Top, Includes Rubber Hand Hold Grommet	\$212.53

**Console: Gauges**

Order No: WN-1877731M1



Description	Retail
Switch, Water Temp Sender Applications: 550, 560, 20D, 24, 25, 30E, 40E, 50E, 60H, 6500H, 1004, 1004, 1014, 1024, 133, 134, 135, 145, 148, 152, 154, 158, 168, 230, 235, 240, 245, 250, 253	\$8.76

Order No: WN-535126M93



Description	Retail
Gauges, Tachometer Sending Unit Applications: 50, 60, 185, 255, 265, 285, 1155, 2640, 2675, 2705, 2745, 2775, 2805, 3505, 3525, 3545	\$44.00




**Industrial: Operators Station / Cab**

**Console: Gauges**

**Order No: WN-535126M93**  
 Features: Includes Gasket, Cable End: 7/8" UNF  
 2675 S/N 9R1551-

**Order No: WN-881396M91**

Description	Retail
 Temperature Gauge Applications: TE20, TO20, TO30, TO35, 135, 150, 165, 175, 180, 20, 202, 203, 204, 205, 2135, 2200, 2500, 30, 31, 3165, 302, 304, 35, 50, 65, 85, 88, SUPER90 Features: 60" Capillary Lead , Zone Style	\$34.25

**Console: Steering Wheels**

**Order No: WN-MFS114**

Description	Retail
Steering Wheel Applications: 20, 202, 203, 204, 205, 303, 356, 1001, 2135, TO20, TE20, TEA20, TO30, TO35, TE35, 35, 40, 50, 65, 85, 88, SUPER 90, 135 Features: 17-5/8" Diameter, 11/16" Hub with 13/16" Keyway, Black	\$66.00

**Seats: Assemblies**

**Order No: WN-533813M96**

Description	Retail
Seat, Assembly Applications: MF135, MF230, MF235, MF245, MF255, MF265, MF275, MF285, 20C, 30B, 30D, 40B, 50C, 50D Features: Black Vinyl, Steel Frame, Drainage Holes, Mounting Brackets	\$198.70

**Seats: Cushions**


**Order No: WN-TKBL**

Description	Retail
Seat Cushion Kit Applications: 20E, 20F, 30E, 40E, 50E, 240, 253, 290, 294, 298, 360, 362, 375, 390, 393 Features: 2 Pcs, Black Vinyl	\$58.59


**Industrial: Rockshaft & Hitch**

**Drawbar: Drawbars**

**Order No: WN-1869060M1**

Description	Retail
 Drawbar, Rear, Curved Applications: 275, 375, 383, 390, 393, 398, 399, 40E, 50E Features: 33.13" Long, 3.75" Wide, 1.38" Thick, With Clevis	\$155.00

**Order No: WN-531468M1**

Description	Retail
 Drawbar Straight, Rear Applications: TO35, 130, 135, 150, 165, 20C, 202, 205, 235, 245, 255, 265, 275, 30B, 35, 40B, 50, 65 Features: 35.75" Long, 2" Wide, 1.125" High	\$75.00

**Drawbar: Related Parts**

**Order No: WN-1860936M1**

Description	Retail
Retainer Clip Applications: 50E, 50EX, 135, 148, 165, 168, 185, 230, 240, 250, 265, 275, 340, 342, 35, 350, 352, 355, 360, 362, 365, 372, 375, 382N, 398, 399, 550, 565, 575, 590 Features: Packs of 10, Priced Individually 382N S/N B18009-	\$1.26


**Order No: WN-886429M1**




Description	Retail
Link, Lift Ball, Category II Applications: 30E, 40E, 50E, 135 UK, 165 UK, 168, 175 UK, 178, 185, 230, 231, 240, 240P, 250, 253, 265S, 275 UK, 282, 285S, 35X(FE), 350, 355, 360, 362, 365 Features: 1.125" Hole, 1.760" Width 375, 550 UK, 565, 575, 65, 675	\$8.10

**Hitch Arms & Cylinders: Lift Arms**

**Order No: WN-1869289M91**


Description	Retail
 Lift Arm, Lower, Cat II Applications: 20D, 135, 240, 240S, 241 Features: LH/RH, 36" Center Ball to Center Ball	\$114.03

**Order No: WN-897655M92**

Description	Retail
 Yoke - Left Side Applications: 165, 175, 180, 240, 245, 250, 253 UK, 255, 265, 270 UK, 275, 283, 285, 290 UK, 298 UK, 3050, 3060, 3070, 3080, 3090, 3120, 3125, 3140, 350, 360, 362, 375, 383, 390, 393, 398, 399, 65, 670, 690, 698, 699, 203, 205, 30E, 302, 304, 3165, 40E, 50E Features: Adj is 20.5" to 24.5" center to center hole using 893405M3 (3050, 3060, 3070, 3080, 3090, 3120, 3125, All France)	\$24.00

**Hitch Kits: Quick Hitches & Parts**

**Order No: WN-1884376M1**

Description	Retail
 Link Knuckle Assembly Applications: 20, 20C, 202, 203, 204, 205, 2135, 2200, 30, 302, 304, FE135, 135, 150, 165, 175, 230, 231, 240, 245, 255, 265, 275, 285, 35X	\$8.58

**Order No: WN-885985M1**


Description	Retail
Lower Link Adapter Applications: 30, 31, 150, 165, 175, 178, 180, 65 Features: Left Hand (165, 175, 180 all S/N -9A130003), 65 Hi-Clearance	\$67.22

**Order No: WN-893419M1**

Description	Retail
Lower Link Shaft Applications: 20, 203, 205, 2200, 30, 302, 304, 31, 3165, 40, 1080, 135, 150, 165, 175, 178, 180, 65 Features: 3/4" (165, 175, 180 all S/N -9A130003), 178 S/N 746014-	\$12.39

**Rockshaft: Lift Arms**


**Order No: WN-885446M1**

Description	Retail
 Rockshaft, Lift Arm, LH Applications: 135, 150, 165, 175, 20, 203, 205, 235, 245, 255, 265, 275, 285, 30, 30B, 30D, 3165, 40, 40B	\$59.00








**Industrial: Transmission / Clutch / PTO / TA**

**Clutch: Bearing & Bushings**

**Order No: WN-886727M4**

Description	Retail
 Clutch Release Throw Out Bearing Carrier Applications: 35, 40, 50, 65, 135, 150, 165, 175, 180, 235, 240, 245, 250, 255, 265, 270, 275, 285, 290, 350, 355, 360, 365, 375, 390, 565, 575, 590, 670, 675, 690, 698, 699, 4225, 4233, 4235, 4240, 4243, 4245, 4253, 4255, 4260, 4263, 4265, 4270, 4325, 4335, 4345, 4355, 4360, 4370, 20, 30, 2135, 3165 Features: For Multipower Transmission, New Style, with Needle Bearings	\$14.75

**Order No: WN-N1167**

<b>Industrial: Transmission / Clutch / PTO / TA</b>					
<b>Clutch: Bearing &amp; Bushings</b>					
Order No: WN-N1167					
	<table border="1"> <thead> <tr> <th>Description</th> <th>Retail</th> </tr> </thead> <tbody> <tr> <td>Bearing, Release Applications: 201, 101 JR, 101 SR, 135, 20 Features: Greasable</td> <td>\$27.61</td> </tr> </tbody> </table>	Description	Retail	Bearing, Release Applications: 201, 101 JR, 101 SR, 135, 20 Features: Greasable	\$27.61
Description	Retail				
Bearing, Release Applications: 201, 101 JR, 101 SR, 135, 20 Features: Greasable	\$27.61				
<b>Clutch: Clutch Discs</b>					
Order No: WN-1754344M1					
	<table border="1"> <thead> <tr> <th>Description</th> <th>Retail</th> </tr> </thead> <tbody> <tr> <td>Disc, Clutch, Transmission Applications: 50, 204, 205, 30, 30B, 30D, 30E, 302, 303, 304, 40, 40B, 50, 50A, 50C, 50D, 50E, 50F, 60, 2200</td> <td>\$11.35</td> </tr> </tbody> </table>	Description	Retail	Disc, Clutch, Transmission Applications: 50, 204, 205, 30, 30B, 30D, 30E, 302, 303, 304, 40, 40B, 50, 50A, 50C, 50D, 50E, 50F, 60, 2200	\$11.35
Description	Retail				
Disc, Clutch, Transmission Applications: 50, 204, 205, 30, 30B, 30D, 30E, 302, 303, 304, 40, 40B, 50, 50A, 50C, 50D, 50E, 50F, 60, 2200	\$11.35				
Order No: WN-516068M91					
	<table border="1"> <thead> <tr> <th>Description</th> <th>Retail</th> </tr> </thead> <tbody> <tr> <td>Clutch Disc Applications: 20, 20C, 30, 30B, 30D, 40, 40B, 202, 203, 302, 2135, 3165, TO35, 35, 50, 65, 135, 150, 165, 175, 180, 230, 235, 145, 255, 265, 2200 Features: 11", 10 Splines, 1-1/8" Hub, Main Drive</td> <td>\$55.06</td> </tr> </tbody> </table>	Description	Retail	Clutch Disc Applications: 20, 20C, 30, 30B, 30D, 40, 40B, 202, 203, 302, 2135, 3165, TO35, 35, 50, 65, 135, 150, 165, 175, 180, 230, 235, 145, 255, 265, 2200 Features: 11", 10 Splines, 1-1/8" Hub, Main Drive	\$55.06
Description	Retail				
Clutch Disc Applications: 20, 20C, 30, 30B, 30D, 40, 40B, 202, 203, 302, 2135, 3165, TO35, 35, 50, 65, 135, 150, 165, 175, 180, 230, 235, 145, 255, 265, 2200 Features: 11", 10 Splines, 1-1/8" Hub, Main Drive	\$55.06				
<b>Clutch: Clutch Kits</b>					
Order No: WN-M526665K					
	<table border="1"> <thead> <tr> <th>Description</th> <th>Retail</th> </tr> </thead> <tbody> <tr> <td>Clutch Kit Applications: 30, 3165, 165, 168, 65, 40 Features: 11" Pressure Plate &amp; Trans Disc, Release &amp; Pilot Bearings 30 10 Spline, 165 w/ Captive 10 Spline PTO Disc</td> <td>\$350.60</td> </tr> </tbody> </table>	Description	Retail	Clutch Kit Applications: 30, 3165, 165, 168, 65, 40 Features: 11" Pressure Plate & Trans Disc, Release & Pilot Bearings 30 10 Spline, 165 w/ Captive 10 Spline PTO Disc	\$350.60
Description	Retail				
Clutch Kit Applications: 30, 3165, 165, 168, 65, 40 Features: 11" Pressure Plate & Trans Disc, Release & Pilot Bearings 30 10 Spline, 165 w/ Captive 10 Spline PTO Disc	\$350.60				
<b>Clutch: Pedals &amp; Related Parts</b>					
Order No: WN-510557M92					
	<table border="1"> <thead> <tr> <th>Description</th> <th>Retail</th> </tr> </thead> <tbody> <tr> <td>Clutch, Pedal Applications: 30, 31, 3165, 150, 165, 175 Features: 3165 S/N 647000293-, 150 S/N 642001771-9A44505, 165 S/N 643002327-, 175 S/N 644000350-9A44505</td> <td>\$100.28</td> </tr> </tbody> </table>	Description	Retail	Clutch, Pedal Applications: 30, 31, 3165, 150, 165, 175 Features: 3165 S/N 647000293-, 150 S/N 642001771-9A44505, 165 S/N 643002327-, 175 S/N 644000350-9A44505	\$100.28
Description	Retail				
Clutch, Pedal Applications: 30, 31, 3165, 150, 165, 175 Features: 3165 S/N 647000293-, 150 S/N 642001771-9A44505, 165 S/N 643002327-, 175 S/N 644000350-9A44505	\$100.28				
<b>Clutch: Pressure Plates</b>					
Order No: WN-3701002M91					
	<table border="1"> <thead> <tr> <th>Description</th> <th>Retail</th> </tr> </thead> <tbody> <tr> <td>Pressure Plate Assembly Applications: 30E, 30H, 40E, 50E, 50EX, 240, 251XE, 253, 263, 265S, 270, 271X, 271XE, 275, 281X, 281XE, 285S, 290, 340, 342, 350, 352, 355, 360, 362, 365, 375, 383, 390, 451, 471, 481, 543, 560, 565, 573, 575, 583 Features: 12", 25 Splines, W/O Release Plate, Cast Iron (375, 383, 390, s/n W/ S &amp; A And B -B11042)</td> <td>\$401.85</td> </tr> </tbody> </table>	Description	Retail	Pressure Plate Assembly Applications: 30E, 30H, 40E, 50E, 50EX, 240, 251XE, 253, 263, 265S, 270, 271X, 271XE, 275, 281X, 281XE, 285S, 290, 340, 342, 350, 352, 355, 360, 362, 365, 375, 383, 390, 451, 471, 481, 543, 560, 565, 573, 575, 583 Features: 12", 25 Splines, W/O Release Plate, Cast Iron (375, 383, 390, s/n W/ S & A And B -B11042)	\$401.85
Description	Retail				
Pressure Plate Assembly Applications: 30E, 30H, 40E, 50E, 50EX, 240, 251XE, 253, 263, 265S, 270, 271X, 271XE, 275, 281X, 281XE, 285S, 290, 340, 342, 350, 352, 355, 360, 362, 365, 375, 383, 390, 451, 471, 481, 543, 560, 565, 573, 575, 583 Features: 12", 25 Splines, W/O Release Plate, Cast Iron (375, 383, 390, s/n W/ S & A And B -B11042)	\$401.85				
Order No: WN-532319M91					
	<table border="1"> <thead> <tr> <th>Description</th> <th>Retail</th> </tr> </thead> <tbody> <tr> <td>Pressure Plate, Assembly Applications: 20, 20C, 150, 235, 245 Features: 11" 25 Spline, 1-5/8" Hub, Includes PTO Disc 20 Trans S/N DC2061-</td> <td>\$305.33</td> </tr> </tbody> </table>	Description	Retail	Pressure Plate, Assembly Applications: 20, 20C, 150, 235, 245 Features: 11" 25 Spline, 1-5/8" Hub, Includes PTO Disc 20 Trans S/N DC2061-	\$305.33
Description	Retail				
Pressure Plate, Assembly Applications: 20, 20C, 150, 235, 245 Features: 11" 25 Spline, 1-5/8" Hub, Includes PTO Disc 20 Trans S/N DC2061-	\$305.33				
<b>Packs: Clutch Pack Parts</b>					
Order No: WN-AR39128					
	<table border="1"> <thead> <tr> <th>Description</th> <th>Retail</th> </tr> </thead> <tbody> <tr> <td>Brake Disc Applications: 30, 40, 50, 50A, 202, 203, 204, 302, 303, 304, 50 Features: Hi-Lo Clutch Disc, 45 Internal Splines, 5.25" OD, Inner</td> <td>\$12.00</td> </tr> </tbody> </table>	Description	Retail	Brake Disc Applications: 30, 40, 50, 50A, 202, 203, 204, 302, 303, 304, 50 Features: Hi-Lo Clutch Disc, 45 Internal Splines, 5.25" OD, Inner	\$12.00
Description	Retail				
Brake Disc Applications: 30, 40, 50, 50A, 202, 203, 204, 302, 303, 304, 50 Features: Hi-Lo Clutch Disc, 45 Internal Splines, 5.25" OD, Inner	\$12.00				
<b>TA: TA Eliminating Parts</b>					
Order No: WN-553326					

Description	Retail
Tie Rod Assembly Complete Right Hand Applications: 165, 168, 175, 185, 188, 255, 265, 275, 285, 290, 30, 31 Features: 165, 168, 175, 185, 188, 255, 265, 275, 285, 290, 30, 31 All Ind	\$56.00

**Transmissions: Shafts**

Description	Retail
Shaft, Counter Applications: 30, 35, 50, 65, 135, 150, 165, 175, 180, 235, 245, 255, 265, 270, 275, 285, 290, 298, 565, 575, 590, 795, 1080, 1085 Features: Multi Power Transmission 135 Standard, 135 UK	\$274.14

**Order No: WN-516523M91**

Description	Retail
Shaft, Input Applications: 30, 65, 150, 165, 175, 180, 255, 265, 275, 285, 1080, 1085 Features: 10 Spline, Multi Power Transmission	\$297.82

**Skid Steer / Loader: Cooling System**

**Thermostats: Thermostats**

**Order No: WN-1446222M91**


Description	Retail
Thermostat Applications: 410, 30, 300, 302, 304, 3165, 40B, 50A, 60, 220, Super 90, 1100, 1130, 165, 255, 50, 65, 765 Features: 180 Degree, Diesel	\$16.96

Massey Ferguson®

**Industrial: 2 Wheel Drive Front Axle and Steering**

**Steering Arms & Tie Rods: Tie Rods & Drag Links**


Order No: WN-AL60161

	Description	Retail
	Tie Rod, End Applications: MC80, MC90, MC95, MC100, MC105, MC115, MTX110, MTX120, MTX125, MTX135, MTX140, MTX150, MTX155, MTX165, MTX175, MTX180, MTX200 Features: 8-1/4" Long, M22 x 1.5 RH Threads & M24 x 1.5 RH Threads	\$65.00

**Industrial: Operators Station / Cab**

**Air Conditioning / Heating: Receiver/Driers**

Order No: WN-804-999

	Description	Retail
	Air Conditioner, receiver Drier, R12/R134A Applications: CX100, CX105, CX50, CX60, CX70, CX75, CX80, CX85, CX90, CX95, C100, C70, C80, C90, MC100, MC105, MC115, MC120, MC135, MC80, MC90, MC95, MTX110 Features: 6" x 4" Diameter, 3/8" Male x 3/8" Female Fittings	\$35.00

**Industrial: 2 Wheel Drive Front Axle and Steering**

**Hubs & Related: Bearings & Seals**


**Order No: WN-WBKWH4**

Description	Retail
Wheel Bearing Kit Applications: 2-4412, 2-4413, 2-4413L, 2-4414, 2-446, Super 55, 1550, 1555, 1600, 1655, 1750, 1850, 2-44, 62, 6215, 77, 770, 78, 7815, 88, 880 Features: 1600 (SN 147569->), 1750 (SN 180537-201090), 1850 (SN 150421-169758), 62 (W/ SHORT WHEEL BASE), 6215 (W/ SHORT WHEEL BASE), 78 (W/ SHORT WHEEL BASE), 7815 (W/ SHORT WHEEL BASE)	\$23.79


**Industrial: 2 Wheel Drive Front Axle and Steering**

**Steering Arms & Tie Rods: Tie Rods & Drag Links**

Order No: WN-106681AS

Description	Retail
 Tie Rod, Inner Applications: 2-4412, 2-4414, 2-446 Features: 8.562" Long, 0.687" Diameter, 18 LH Threads/Inch	\$62.00


Order No: WN-164367A

Description	Retail
 Tie Rod Tube Applications: 2-105, 2-70, 2-85, 2-63 Features: 18.625" Long, 1" ID Thread 2-105 s/n 255216-285182, 2-85 s/n 263341-284964	\$14.00

**Industrial: Engines & Related Parts**

**Ignition: Distributor & Related**


Order No: WN-21A552

Description	Retail
 Ignition Coil Applications: 2-62, 2-70, 2-78, 4-78 Features: 6 Volt W/O External Resistor Or 12 Volt W/External Resistor	\$19.97

**Industrial: Hydraulics / Remotes**

**Hydraulics: Pump Assemblies**


Order No: WN-30-3062449

Description	Retail
 Hydraulic Pump Applications: 2-70, 2-63 Features: Splines 11 For open center system and internal hydraulics If old pump has bolt-on cast iron suction discharge fitting with external relief valve this pump will not fit, To validate your warranty: A contaminated system should be completely flushed by an authorized dealer. Use new, clean fluid and filters	\$495.00

**Industrial: Transmission / Clutch / PTO / TA**

**Clutch: Pressure Plates**

Order No: WN-168823AS

Description	Retail
 Pressure Plate, Assembly Applications: G750, 1650, 1655, 1750, 1755, 2-70, 2-78, 4-78 Features: 12", 3 Lever, .125" Flywheel Step (2-78, 4-78, G750, 1650, 1655 all S/N 187586-), 1750 S/N 190958-	\$145.56

**Transmissions: Related Items**

Order No: WN-107268A

Description	Retail
Sleeve, Transmission Input Shaft Gear Mounting Applications: 2-78, 4-78, G750, 1600, 1650, 1655, 2-70, 80 Features: 25 Spline (2-78 SN 147569-), (4-78 SN 147569-), (G750 SN 147569-), (1600 SN 124420-), (1650 SN 147569-), (1655 SN 147569-)	\$83.74

Order No: WN-155100A

Description	Retail
Thrust Washer Applications: 2-78, 4-78, G750, 1600, 1650, 1655, 2-70, 80 Features: Trans Input Shaft (2-78 SN 147569-), (4-78 SN 147569-), (G750 SN 147569-), (1600 SN 124420-), (1650 SN 147569-), (1655 SN 147569-)	\$25.57

White®

## Roller Chain & Links



35				
WN-CL35IMP	Chain, Roller, Connector Link, #35	CL35IMP, A-CL35IMP, 673-CL35	Pack Of 4, Import	\$1.20
WN-OL35IMP	Chain, Roller, Offset Link, #35	OL35IMP, A-OL35IMP, 35OF, 673-HL35	Pack Of 4, Import	\$2.00
WN-RC35IMP	Chain, Roller, #35	RC35IMP, 35IMP, 673-R35	10FT Roll, Import	\$12.50
40				
WN-CL40IMP	Chain, Roller, Connector Link, #40	CL40IMP, A-CL40IMP, 40CL, 673-CL40, 809-096C	Pack Of 4, Import	\$1.40
WN-CL41IMP	Chain, Connector Link, Imported	CL41IMP, A-CL41IMP, 41CL, 809-203C	Packages of 25	\$10.00
WN-OL40IMP	Chain, Roller, Offset Link, #40	OL40IMP, A-OL40IMP, 40OF, 673-HL40	Pack Of 4, Import	\$2.40
WN-RC40IMP	Chain, Roller, #40	RC40IMP, TCE40, C30-3085, TP-AJ8878N, 40RC, 673-R40, AJ8878N	10FT Roll, Import	\$12.50
50				
WN-CL50HIMP	Chain, Roller, Connector Link, #50H	CL50HIMP, A-CL50HIMP, 673-CH50	Pack Of 4, Import	\$3.20
WN-CL50IMP	Chain, Roller, Connector Link, #50	CL50IMP, A-CL50IMP, TCE501, 50CL, 673-CL50	Pack Of 4, Import	\$1.80
WN-OL50HIMP	Chain, Roller, Offset Link, #50H	OL50HIMP, A-OL50HIMP, 673-HH50	Pack Of 4, Import	\$5.60
WN-OL50IMP	Chain, Roller, Offset Link, #50	OL50IMP, A-OL50IMP, 50OF, 673-HL50	Pack Of 4, Import	\$3.40
WN-RC50HIMP	Chain, Roller, #50H	RC50HIMP, 50HIMP, 50HRCIMP, 673-RH50	10FT Roll, Import	\$28.00
WN-RC50HX50IMP	Chain, Roller, #50H	SWC50X50, 50IMPX50, C30-3120, 50RCX50, RC50HX50IMP	50FT Roll, Import	\$110.00
WN-RC50IMP	Chain, Roller, #50	RC50IMP, TCE50, 50IMP, C30-3095, TP-AR22459, 50RC, 673-R50, AH126007	10 FT Roll, Import	\$18.00
WN-RC50X50IMP	Chain, Roller, #50	673-R5050, RC50PX50, ARC50X50, 2221-43521, RC50X50IMP	50FT Roll, Import	\$85.00
60				
WN-CL60HIMP	Chain, Roller, Connector Link, #60H	CL60HIMP, A-CL60HIMP, 60CLHD, 673-CH60	Pack Of 4, Import	\$2.40
WN-CL60IMP	Chain, Roller, Connector Link, #60	CL60IMP, A-CL60IMP, TCE601, 60CL, 673-CL60	Pack Of 4, Import	\$2.00
WN-OL60HIMP	Chain, Roller, Offset Link, #60H	OL60HIMP, A-OL60HIMP, 60OFHD, 673-HH60	Pack Of 4, Import	\$5.80
WN-OL60IMP	Chain, Roller, Offset Link, #60	OL60IMP, A-OL60IMP, 60OF, 673-HL60	Pack Of 4, Import	\$3.60
WN-RC60HIMP	Chain, Roller, #60H	RC60HIMP, 60HIMP, C30-3150, 60RCHD, 673-RH60, AH162957	10FT Roll, Import	\$32.00
WN-RC60IMP	Chain, Roller, #60HD	RC60HDX50IMP	50FT Roll, Import	\$295.00
WN-RC60HX50IMP	Chain, Roller, #60H	SWC60HX50, 60HIMPX50, C60-3160, 60RCHDX50, RC60HX50IMP	50FT Roll, Import	\$147.50
WN-RC60IMP	Chain, Roller, #60	RC60IMP, 60IMP, C30-3100, TP-AP22460, 60RC, 673-R60	10FT Roll, Import	\$26.00
WN-RC60X50IMP	Chain, Roller, #60	SWC60X50, 60IMPX50, C30-3125, 60RCX50, RC60X50IMP	50FT Roll, Import	\$126.00
80				
WN-CL80HIMP	Chain, Roller, Connector Link, #80H	CL80HIMP, A-CL80HIMP, 80CLHD, 673-CH80	Pack Of 4, Import	\$4.40
WN-CL80IMP	Chain, Roller, Connector Link, #80	CL80IMP, A-CL80IMP, TCE801, 80CL, 673-CL80	Pack Of 4, Import	\$4.00
WN-OL80HIMP	Chain, Roller, Offset Link, #80H	OL80HIMP, A-OL80HIMP, 80OFHD, 673-HH80	Pack Of 4, Import	\$8.80
WN-OL80IMP	Chain, Roller, Offset Link, #80	OL80IMP, A-OL80IMP, 80OF, 673-HL80	Pack Of 4, Import	\$8.00
WN-RC80HIMP	Chain, Roller, #80H	RC80HIMP, 80HIMP, 80RCHD, 673-RH80	10FT Roll, Import	\$60.00
WN-RC80IMP	Chain, Roller, #80	RC80IMP, TCE80, 80IMP, C30-3105, TP-AP22461, 80RC, 673-R80	10FT Roll, Import	\$45.00
100				
WN-CL100HIMP	Chain, Roller, Connector Link, #100H	CL100HIMP	1 Per Pack, Import	\$2.60
WN-CL100IMP	Chain, Roller, Connector Link, #100	CL100IMP, A-CL100IMP, 100CL, 673-CL100	1 Per Pack, Import	\$1.75
WN-OL100IMP	Chain, Roller, Offset Link, #100	OL100IMP, A-OL100IMP, OL100, 673-HL100	1 Per Pack, Import	\$3.95
WN-OL100HIMP	Chain, Roller, Offset Link, #100H	OL100HIMP	1 Per Pack, Import	\$4.55
WN-RC100HIMP	Chain, Roller, #100H	RC100HIMP, A-RC100HIMP	10FT Roll, Import	\$85.00
WN-RC100IMP	Chain, Roller, #100	RC100IMP, 100IMP, 100RC, 673-R100, A-RC100IMP	10FT Roll, Import	\$79.00
120				
WN-CL120IMP	Chain, Roller, Connector Link, #120	CL120IMP, A-CL120IMP, 120CL, 673-CL120	1 Per Pack, Import	\$3.50
WN-OL120IMP	Chain, Roller, Offset Link, #120	OL120IMP, A-OL120IMP, 673-HL120	1 Per Pack, Import	\$6.75
WN-RC120IMP	Chain, Roller, #120	RC120IMP, 673-R120, A-R120IMP	10FT Roll, Import	\$115.00
CA550				
WN-CL550HIMP	Chain, Roller, Connector Link, #CA550H	CL550HIMP, AH166638		\$4.00
WN-CLCA550	Chain, Roller, Connector Link, #CA550	CLCA550, 042-CA550CL	1 Per Pack, Chrome Pin, Import	\$2.25
WN-OL550HIMP	Chain, Roller, Offset Link, #CA550H	OL550HIMP, AH166636		\$3.50
WN-OLCA550	Chain, Roller, Offset Link, #CA550	OLCA550, 042-CA550OL, AH137631	1 Per Pack, Chrome Pin, Import	\$2.75
CA557				
WN-CLCA557	Chain, Roller, Connector Link, #CA557	87283349, 1305988C93, 1308271C92, 1308272C92, 1313188C91, 1313189C91, 1313410C91, 1319203C92, 1324294C1, 182096C91, 89623609	1 Per Pack, Chrome Pin, Import	\$3.25
WN-OLCA557	Chain, Roller, Offset Link, #CA557	OLCA557, 042-CA557OL	1 Per Pack, Chrome Pin, Import	\$3.75



**Toll Free: 1-888-845-8456** **WORTHINGTONAGPARTS.COM**



# LED LIGHTS



**Quality People, Affordable Parts!**

# LED Lights to fit International/CaseIH Tractors

\*Prices subject to change without notice. All prices are MSRP.




WN-92269C1  
LED Flood Light

WN-RE330061  
LED Side Mount



WN-92269C1  
LED Flood Light



WN-7140LED  
LED Front Grill Lights

WN-RE330061  
LED Side Mount

WN-92269C1  
LED Flood Light

**WN-RE330061** Side Mount Light & Bracket Kit, 1700 Lumens **\$75.00**  
MX100, MX100C, MX110, MX120, MX135, MX150, MX170, MX215, MX245, MX275, MX305, 7210, 7220, 7230, 7240, 7250, 8910, 8920, 8930, 8940, 8950

**WN-7140LED** LED Front Grille Lights, LH & RH, 7000 Lumens **\$335.00**  
7110, 7120, 7130, 7140, 7150, 7210, 7220, 7230, 7240, 7250, 8910, 8920, 8930, 8940, 8950

**WN-1066LED** **\$65.00**  
Lights, Cab, Assembly, Rear Post Mount, LED Flood Light Assembly  
1086, 1486, 1586, 3088, 3288, 3388, 3488, 3588, 3688, 3788, 4166, 4186, 4366, 4386, 4568, 4586, 4786, 5088, 5288, 5488, 6388, 666, 6788, 686, 7288, 7488, 786, 886, 986, Hydro 186, Hydro 70, Hydro 86, 1190, 1290, 1294, 1390, 1394, 1490, 1494, 1690, 2090, 2290, 2390, 2590, 3220, 3230



**WN-4020LED** **\$65.00**  
Lights, Cab, Assembly, Rear Post Mount, LED Trapezoid Light Assembly  
1086, 1486, 1586, 3088, 3288, 3388, 3488, 3588, 3688, 3788, 4166, 4186, 4366, 4386, 4568, 4586, 4786, 5088, 5288, 5488, 6388, 666, 6788, 686, 7288, 7488, 786, 886, 986, Hydro 186, Hydro 70, Hydro 86, 1190, 1290, 1294, 1390, 1394, 1490, 1494, 1690, 2090, 2290, 2390, 2590, 3220, 3230



**WN-RE561116 FLOOD** **\$50.00**  
**WN-RE561117 TRAPEZOID** **\$50.00**  
Lights, Cab, LED, 9-32V, 18W Cree LED, 1050 Effective Lumens  
1086, 1486, 1586, 3088, 3288, 3388, 3488, 3588, 3688, 3788, 4166, 4186, 4366, 4386, 4568, 4586, 4786, 5088, 5288, 5488, 6388, 666, 6788, 686, 7288, 7488, 786, 886, 986, Hydro 186, Hydro 70, Hydro 86, 1190, 1290, 1294, 1390, 1394, 1490, 1494, 1690, 2090, 2290, 2390, 2590, 3220, 3230



**WN-353656A1** **\$89.00**  
LED Cab Roof Light, Lo Beam 1530 Lumens, Hi Beam 3900 Lumens  
2144, 2166, 2188, 2344, 2366, 2377, 2388, 2577, 2588, 1294, 1394, 1494, 1594, 1690, 2090, 2094, 2096, 2290, 2294, 2390, 2394, 2590, 2594, 2870, 3294, 3394, 3594, 385, 4490, 4494, 4690, 4694, 4890, 4894, 4994, 585, 685, 885, 2155, 2555, 320, 420, 625, CPX420, CPX610, CPX620



**WN-353657A1** **\$89.00**  
LED Cab Roof Light, High Beam, 3900 Lumens  
2144, 2166, 2188, 2344, 2366, 2377, 2388, 2577, 2588, 1294, 1394, 1494, 1594, 1690, 2090, 2094, 2096, 2290, 2294, 2390, 2394, 2590, 2594, 2870, 3294, 3394, 3594, 385, 4490, 4494, 4690, 4694, 4890, 4894, 4994, 585, 685, 885, 2155, 2555, 320, 420, 625, CPX420, CPX610, CPX620



**WN-87106352** **\$89.00**  
LED Roof, Hood Light, Inner Roof, Outer Grill, Hi 3500 Lumens, Lo 1600 Lumens  
5088, 6088, 7088, 7120, 7130, 7230, AFX8010, 7010, 8010, 8120, 8230, 9120, 9130, 9230, 625



**WN-92269C1** LED Flood Light, 2800 Lumens **\$65.00**  
5120, 5130, 5140, 5220, 5230, 5240, 5250, 7110, 7120, 7130, 7140, 7150, 7210, 7220, 7230, 7240, 7250, 8910, 8920, 8930, 8940, 8950, CX50, CX60, MX100, MX100C, MX110, MX120, MX135, MX150, MX170, MX80C, MX90C, 280, 330, 330, 335, 380, 385, 430, 435, 480, 485, 530, 535, STX275, STX280



**WN-A25213** **\$15.00**  
Lights, Cab, Head Light Rubber Ring, Bulb Holder  
1086, 1486, 1586, 3088, 3288, 3388, 3488, 3588, 3688, 3788, 4166, 4186, 4366, 4386, 4568, 4586, 4786, 5088, 5288, 5488, 6388, 666, 6788, 686




\*Prices subject to change without notice. All prices are MSRP. Use of OEM numbers is for reference only. For a complete list of parts visit our website.



# LED Lights to fit International/CaseIH® Combines

\*Prices subject to change without notice. All prices are MSRP.



## WN-353656A1

LED Cab Roof Light, Lo Beam 1530 Lumens, Hi Beam 3900 Lumens  
2144, 2166, 2188, 2344, 2366, 2377, 2388, 2577, 2588, 1294, 1394, 1494, 1594, 1690, 2090, 2094, 2096, 2290, 2294, 2390, 2394, 2590, 2594, 2870, 3294, 3394, 3594, 385, 4490, 4494, 4690, 4694, 4890, 4894, 4994, 585, 685, 885, 2155, 2555, 320, 420, 625, CPX420, CPX610, CPX620

\$89.00



## WN-353657A1

LED Cab Roof Light, High Beam, 3900 Lumens  
2144, 2166, 2188, 2344, 2366, 2377, 2388, 2577, 2588, 2155, 2555, 320, 420, 625, CPX420, CPX610, CPX620

\$89.00



## WN-87106352

LED Roof, Hood Light, Inner Roof, Outer Grill, HI 3500 Lumens LO 1600 Lumens  
5088, 6088, 7088, 7120, 7130, 7230, AFX8010, 7010, 8010, 8120, 8230, 9120, 9130, 9230, 625

\$89.00



## WN-87106353

LED Roof Light, Center & Outer, 4100 Lumens  
5088, 6088, 7088, 7120, 7130, 7230, AFX8010, 7010, 8010, 8120, 8230, 9120, 9130, 9230, 625

\$89.00



## WN-AXE16947

Oval LED Light, Oval Bottom Mount LED Light, 1500 Lumens  
2388, 2588, 5088, 6088, 7088, 7120, 7130, 7230, 7240, 8230, 8240, 9010, 9120, 9230, 9240

\$55.00



## WN-RE561116 FLOOD WN-RE561117 TRAPEZOID

Lights, Cab, LED, 9-32V, 18W Cree LED, 1050 Effective Lumens  
1086, 1486, 1586, 3088, 3288, 3388, 3488, 3588, 3688, 3788, 4166, 4186, 4366, 4386, 4568, 4586, 4786, 5088, 5288, 5488, 6388, 666, 6788, 686, 7288, 7488, 786, 886, 986, Hydro 186, Hydro 70, Hydro 86, 1190, 1290, 1294, 1390, 1394, 1490, 1494, 1690, 2090, 2290, 2390, 2590, 3220, 3230

\$50.00

\$50.00



## WN-47430979

LED Work Light, 3200 Lumens  
5130, 5140, 6130, 6140, 7130, 7140, 7230, 7240, 8230, 8240, 9230, 9240

\$95.00



WN-47430979  
LED Work Light  
3200 Lumens

\*Prices subject to change without notice. All prices are MSRP. Use of OEM numbers is for reference only. For a complete list of parts visit our website.

# LED Lights to fit John Deere® Tractors

\*Prices subject to change without notice. All prices are MSRP.



**WN-RE306510**  
Roof Mount

**WN-RE342545**  
Hood Mount

**WN-RE330061**  
Side Mount

**WN-RE330060**  
Fender Mount



**WN-RE330062**  
Bottom & Rear Mount

## WN-8000LEDKIT

Light, LED, Kit, LED Light Kit, Includes 12 lights, 1700 Lumens  
8100, 8200, 8300, 8400, 8100T, 8200T, 8300T, 8400T, 8110, 8210, 8310, 8410, 8110T, 8210T, 8310T, 8410T

**\$960.00**

**WN-RE330060 - (2)**

**WN-RE330062 - (4)**

**WN-RE330061 - (2)**

**WN-RE342545 - (4)**

**WN-RE306510 - (4)**

**WN-RE330060** Fender Mount Light & Bracket Kit, 1700 Lumens **\$75.00**  
7200, 7210, 7400, 7410, 7600, 7610, 7700, 7710, 7800, 7810, 8100, 8100T, 8110, 8200, 8200T, 8210, 8300, 8300T, 8310, 8400, 8400T, 8410, 8410T

**WN-RE330062** Bottom & Rear Mount Light & Bracket Kit, 1700 Lumens **\$75.00**  
8100, 8100T, 8110, 8110T, 8200, 8200T, 8210, 8210T, 8300, 8300T, 8310, 8310T, 8400, 8400T, 8410, 8410T, 9100, 9200, 9300, 9300T, 9400, 9400T

**WN-RE330061** Side Mount Light & Bracket Kit, 1700 Lumens **\$75.00**  
7200, 7400, 7600, 7700, 7800, 8100, 8100T, 8110, 8200, 8200T, 8210, 8300, 8310, 8400, 8400T, 8410, 9100, 9200, 9300, 9300T, 9400, 9400T

**WN-RE342545** Grill Mount Light & Bracket Kit, 1700 Lumens **\$75.00**  
8100, 8200, 8300, 8400, 8100T, 8200T, 8300T, 8400T, 8110, 8210, 8310, 8410, 8110T, 8210T, 8310T, 8410T, 9100, 9200, 9300, 9400, 9300T, 9400T

**WN-RE306510** 9-32V, 12W Cree LED, 600 Effective Lumens, Flood

**JD:** 4040, 4050, 4240, 4255, 4440, 4455, 4555, 4560, 4640, 4755, 4760, 4840, 4955, 4960, 7200, 7400, 7600, 7700, 7800, 8100, 8100T, 8200, 8300, 8400, 8100T, 8200T, 8300T, 8400T, 7210, 7410, 7510, 7610, 7710, 7810, 8110, 8210, 8310, 8410, 8110T, 8210T, 8310T, 8410T, 6200, 6300, 6400, 6500


**\$50.00**



## WN-AR60250

**\$39.00**

LED Cab Roof Warning Light, For Cab and Canopy Models  
1020, 2020, 1520, 2030, 4030, 4230, 4430, 4630, 2630, 8430, 8630, 2440, 2640, 2940, 2040, 2240, 1050, 8450, 8650, 8850, 850, 1250, 1450, 1650, 4040, 4240, 4440, 4640, 4840, 4050, 4250, 4450, 4650, 4850, 8440, 8640, 8560, 8760, 8960, 870, 970, 1070, 4055, 4255, 4455, 4555, 4755, 4955



## WN-4020LED

**\$65.00**

Lights, Cab, Assembly, Rear Post Mount, LED Trapezoid Light Assembly  
3020, 4020, 2510, 5020, 4520, 4000, 4320, 4620, 7020, 6030, 7520, 4030, 4230, 4430, 4630, 8430, 8630, 2940, 8850, 8450, 8650, 4040, 4240, 4440, 4640, 4840, 4050, 4250, 4450, 4650, 4850, 8440, 8640, 2140, 3040, 3140, 2350, 2550, 2750, 2950, 3150, 4350, 2955, 2755, 1355, 2555, 3155, 3055



## WN-1066LED

**\$65.00**

Lights, Cab, Assembly, Rear Post Mount, LED Flood Light Assembly  
3020, 4020, 2510, 5020, 4520, 4000, 4320, 4620, 7020, 6030, 7520, 4030, 4230, 4430, 4630, 8430, 8630, 2940, 8850, 8450, 8650, 4040, 4240, 4440, 4640, 4840, 4050, 4250, 4450, 4650, 4850, 8440, 8640, 2140, 3040, 3140, 2350, 2550, 2750, 2950, 3150, 4350, 2955, 2755, 1355, 2555, 3155, 3055

## WN-RE561116 FLOOD

**\$50.00**

## WN-RE561117 TRAPEZOID

**\$50.00**



Lights, Cab, LED, 9-32V, 18W Cree LED, 1050 Effective Lumens  
3020, 4020, 2510, 5020, 4520, 4000, 4320, 4620, 7020, 6030, 7520, 4030, 4230, 4430, 4630, 8430, 8630, 2940, 8850, 8450, 8650, 4040, 4240, 4440, 4640, 4840, 4050, 4250, 4450, 4650, 4850, 8440, 8640, 2140, 3040, 3140, 2350, 2550, 2750, 2950, 3150, 4350, 2955, 2755, 1355, 2555, 3155, 3055



## WN-A25213

**\$15.00**

Lights, Cab, Head Light, Rubber Ring, Light Bulb Holder  
3020, 4020, 2510, 5020, 4520, 4000, 4320, 4620, 7020, 6030, 7520, 4030, 4230, 4430, 4630, 8430, 8630, 2940, 8850, 8450, 8650, 4040, 4240, 4440, 4640, 4840, 4050, 4250, 4450, 4650, 4850, 8440, 8640, 2140, 3040, 3140, 2350, 2550, 2750, 2950, 3150, 4350, 2955, 2755, 1355, 2555, 3155, 3055



## WN-RE25125

**\$70.00**

LED Hi/Lo Beam Light, Low Beam 550 Lumens, High Beam 1050 Lumens  
3020, 4020, 2510, 5020, 4520, 4000, 4320, 4620, 7020, 6030, 7520, 4030, 4230, 4430, 4630, 8430, 8630, 2940, 8850, 8450, 8650, 4040, 4240, 4440, 4640, 4840, 4050, 4250, 4450, 4650, 4850, 8440, 8640, 2140, 3040, 3140, 2350, 2550, 2750, 2950, 3150, 4350, 2955, 2755, 1355, 2555, 3155, 3055



## WN-RE322781

**\$95.00**

LED Fender Light, Oval LED Light, 4000 Lumens  
8120, 8220, 8320, 8420, 8520, 9120, 9220, 9320, 9420, 9520, 9620, 7720, 7820, 7920, 7220, 7320, 7420, 7520, 9230, 9330, 9430, 9530, 9630, 7630, 7730, 7830, 7930, 8130, 8230, 8330, 8430, 8530



## WN-87106352

**\$89.00**

LED Roof, Hood Light, Inner Roof, Outer Grill, HI 3500 Lumens LO 1600 Lumens  
7630, 7730, 7830, 7930, 8120, 8120T, 8130, 8220, 8220T, 8225R, 8230, 8230T, 8245R, 8270R, 8295RT, 8320, 8320R, 8320RT, 8320T, 8330, 8330T, 8345R, 8345RT, 8420, 8420T, 8430, 8430T, 8520, 8520T, 8530, 9120, 9220, 9230, 9320, 9320T, 9330, 9420, 9420T, 9430, 9430T, 9520, 9520T, 9530

\*Prices subject to change without notice. All prices are MSRP. Use of OEM numbers is for reference only. For a complete list of parts visit our website.

# LED Lights to fit John Deere® Tractors

\*Prices subject to change without notice. All prices are MSRP.



## WN-RE575338

**\$69.00**

Round LED light, 45w, 3000 Lumens  
7430, 7330, 7530, 7130, 7230, 6230, 6330, 6430, 6120, 6220, 6320, 6420, 6320L, 6420L, 6520L, 6215, 6415, 6615, 6715, 6115M, 6105M, 6125M, 6140M, 6150M, 6170M, 7420, 7520, 5220, 5320, 5420, 5520, 5603, 5101E, 5083E, 5093E, 5093EN, 5101EN, 5325, 5425N, 5525N, 5225, 5325, 5425, 5525



## WN-RE573609

**\$95.00**

Body LED Light, 45w, 3300 Lumens  
6170R, 6190R, 6210R, 610R, 6115R, 6125R, 6140R, 6150R, 6150RH, 6175R, 6195R, 6215R, 6110R, 6120R, 6130R, 6145R, 6155R, 6155RH, 7210R, 7230R, 7250R, 7270R, 7290R, 8245R, 8270R, 8295R, 8320R, 8345R, 8370R, 8320RT, 8345RT, 8370RT, 8335R, 7310R, 9370R, 9420R, 9470R, 9520R, 9570R



## WN-RE581074

**\$79.00**

LED Grille Light, Square Front Grille Light, 2300 Lumens  
9100, 9200, 9300, 9400, 9300T, 9400T



## WN-RE65222

**\$65.00**

LED Grille Light, Hi-Lo Beam  
9100, 9200, 9300, 9400, 9300T, 9400T



## WN-87328621

**\$75.00**

LED Grille Light, 40 Watt  
6105M, 6105R, 6110M, 6110R, 6115M, 6115R, 6120M, 6120R, 6125M, 6125R, 6130M, 6130R, 6140M, 6140R, 6145M, 6145R, 6150M, 6150R, 6150RH, 6155M, 6155R, 6155RH, 6170M, 6170R, 6175M, 6175R, 6190R, 6195M, 9195R, 6210R, 6215R



## WN-RE573609

**\$95.00**

Body LED Light, 45w, 3300 Lumens  
7210R, 7230R, 7250R, 7270R, 7290R, 8245R, 8270R, 8295R, 8320R, 8345R, 8370R, 8320RT, 8345RT, 8370RT, 8335R, 7310R, 9370R, 9420R, 9470R, 9520R, 9570R, 9620R, 9470RT, 9520RT, 9570RT, 9470RX, 9520RX, 9570RX, 9620RX



## WN-RE269110

**\$85.00**

LED Grille Light  
5045D, 5045E, 5055D, 5055E, 5065E, 5075E, 6100D, 6110D, 6115D, 6125D, 6130D, 6140D, 5425, 5625, 5725, 6140J, 6155J, 5083E, 5093E, 5076E, 5076EL, 5076EF, 5076EN, 5082E, 5083EN, 5093EN, 5101EN, 5090E, 5090EL, 5090EH, 5090EN, 5101E, 5065M, 5075M, 5085M, 5095MH, 5095M, 5105M



## WN-RE180613

**\$95.00**

LED Grille Light, For Inner Grille  
8120, 8220, 8320, 8420, 8520, 8120T, 8220T, 8320T, 8420T, 8520T, 9120, 9220, 9320, 9420, 9520, 9620, 9320T, 9420T, 9520T, 9620T, 8225R, 8245R, 8270R, 8295R, 8320R, 8345R, 8295RT, 8320RT, 8345RT, 9230, 9330, 9430, 9530, 9630, 9430T, 9530T, 9630T, 8130, 8230, 8330, 8430, 8530, 8230T



## WN-AR78825

**\$45.00**

LED Cab Tail Light, 9 Watt LED  
3020, 4020, 2510, 5020, 4520, 4000, 4320, 4620, 7020, 6030, 7520, 4030, 4230, 4430, 4630, 8430, 8630, 2940, 8850, 8450, 8650, 4040, 4240, 4440, 4640, 4840, 4050, 4450, 4650, 4850, 8440, 8640, 2140, 3040, 3140, 2350, 2550, 2750, 2950, 9900, 484, 9910, 9940, 9920, 9950, 7445, 930, 9960



## WN-388946R91

**\$25.00**

Lights, Cab, Assembly, Rear Post Mount, Sealed Beam Light Assembly  
2510, 2940, 3020, 4000, 4020, 4030, 4040, 4230, 4240, 4320, 4430, 4440, 4520, 4620, 4630, 5020, 6030, 7020, 7520, 8430, 8450, 8630, 8650, 8850

\*Prices subject to change without notice. All prices are MSRP. Use of OEM numbers is for reference only. For a complete list of parts visit our website.

[www.worthingtonagparts.com](http://www.worthingtonagparts.com)

Toll Free: 1-888-845-8456

# LED Lights to fit John Deere® Combines

\*Prices subject to change without notice. All prices are MSRP.



A



B



C



D



E



F



G

- WN-87106352** LED Roof, Hood Light, Inner Roof, Outer Grill, HI 3500 Lumens LO 1600 Lumens **\$89.00**  
**A** 7630, 7730, 7830, 7930, 8120, 8120T, 8130, 8220, 8220T, 8225R, 8230, 8230T, 8245R, 8270R, 8295RT, 8320, 8320R, 8320RT, 8320T, 8330, 8330T, 8345R, 8345RT, 8420, 8420T, 8430, 8430T, 8520, 8520T, 8530, 9120, 9220, 9230, 9320, 9320T, 9330, 9420, 9420T, 9430, 9430T, 9520, 9520T, 9530
- WN-AH159332** LED Roof Light, Roof, Side Finder, Cleaning Shoe, 3900 Lumens **\$90.00**  
**B** 9400, 9500, 9600, CTS, 9410, 9510, 9510SH, 9610, CTSII, 9450, 9550, 9550SH, 9650, 9650CTS, 9650STS, 9670STS, 9560, 9560SH, 9660, 9660CTS, 9570STS, 9870STS, 9670STS, 9770STS, 9860STS, 9660STS, 9760STS, 9560STS, 9570STS, 9870STS, 9670STS, 9770STS, S550, S660, S670, S680, S690
- WN-AH212522** LED Cab Roof Light, Oval LED, 4000 Lumens **\$94.00**  
**C** 7460, 9996, 7760, 7660, CP690, 7200, 7300, 7400, 7700, 7800, 7950, 7250, 7350, 7450, 7550, 7750, 7850, 7180, 7280, 7380, 7480, 7580, 7780, 7980, 9860STS, 9560, 9560SH, 9660, 9660STS, 9760STS, 9560STS, 9570STS, 9870STS, 9670STS, 9770STS, 7200, 7300, 7400, 7500, 7700, 7800, 7950
- WN-47430979** LED Work Light, 3200 Lumens **\$95.00**  
**D** 6105R, 6110R, 6115R, 6120R, 6125R, 6130R, 6140R, 6145R, 6150R, 6150RH, 6155R, 6155RH, 6170R, 6175R, 6190R, 6195R, 6210R, 6215R, 7200R, 7210R, 7230R, 7250R, 7260R, 7270R, 7280R, 7290R, 7310R, 8225R, 8235R, 8245R, 8260R, 8270R, 8270RT, 8285R, 8295R, 8295RT, 8310R, 8310RT, 8320R
- WN-RE561116** Lights, Cab, LED, 9-32V, 18W Cree LED, 1050 Effective Lumens **\$50.00**  
**E FLOOD** 3020, 4020, 2510, 5020, 4520, 4000, 4320, 4620, 7020, 6030, 7520, 4030, 4230, 4430, 4630, 8430, 8630, 2940, 8850, 8450, 8650, 4040, 4240, 4440, 4640, 4840, 4050, 4250, 4450, 4650, 4850, 8440, 8640, 2140, 3040, 3140, **\$50.00**
- WN-RE561117** Lights, Cab, LED, 9-32V, 18W Cree LED, 1050 Effective Lumens **\$50.00**  
**F TRAPEZOID** 2350, 2550, 2750, 2950, 3150, 4350, 2955, 2755, 1355, 2555, 3155, 3055
- WN-AXE16947** Oval LED Light, Oval Bottom Mount LED Light, 1500 Lumens **\$55.00**  
**G** 9860STS, 9560, 9560SH, 9660, 9660CTS, 9660STS, 9760STS, 9560STS, 9570STS, 9870STS, 9670STS, 9770STS, S550, S660, S670, S680, S690, 622X, 625X, 630X, 635X, 640X

\*Prices subject to change without notice. All prices are MSRP. Use of OEM numbers is for reference only. For a complete list of parts visit our website.

# LED Lights to fit Ford® Tractors

\*Prices subject to change without notice. All prices are MSRP.



**WN-RE25125** **\$70.00**

LED Hi/Lo Beam Light, Low Beam 550 Lumens, High Beam 1050 Lumens

2600, 2600N, 2610, 2810, 2910, 3600, 3600N, 3600NO, 3600R, 3600V, 3610, 3610NO, 3910, 3910H, 3910N, 3910R, 4100, 4110, 4110N, 4600, 4600NO, 4600O, 4600SU, 4610, 4610O, 4610SU, 5110, 5600, 5610, 5700, 5900, 6410, 6600, 6600C, 6600O, 6610, 6610O, 6700, 6710, 6810, 7410, 7600, 7600C



**WN-RE561116** **\$50.00**  
**FLOOD**

**WN-RE561117** **\$50.00**  
**TRAPEZOID**

Lights, Cab, LED, 9-32V, 18W Cree LED, 1050 Effective Lumens

4400, 4410, 445, 4500, 4600, 4610, 5000, 5100, 5110, 5200, 540, 550, 555, 5600, 5610, 5700, 5700, 655, 6600, 6610, 6700, 6710, 6810, 7100, 7000, 7200, 7410, 7600, 7610, 7700, 7710, 7810, 7910, 8000, 8210, 8530, 8630, 8700, 8730, 8830, 9000, 9700, TW10, TW15, TW20, TW25, TW30, TW35, TW5



**WN-87328621** **\$75.00**

Grille Light, LED, 40 Watt

T8010, T8020, T8030, T8040, T8050, TG210, TG215, TG230, TG245, TG255, TG275, TG285, TG305



**WN-388946R91** **\$25.00**

Lights, Cab, Assembly, Rear Post Mount, Sealed Beam Light Assembly

TW15, TW25, 2600, 2610, 340, 345D, 3610, 3930, 444A, 445D, 4600, 6710, 7710, 8210



\*Prices subject to change without notice. All prices are MSRP. Use of OEM numbers is for reference only. For a complete list of parts visit our website.

[www.worthingtonagparts.com](http://www.worthingtonagparts.com)

**Toll Free: 1-888-845-8456**

## LED Lights for Bobcat Skid Steers



### WN-LEDBOBCAT

**\$130.00**

Triangle Headlights RH & LH, 2250 Lumens, Sold in Pairs

751, 753, 763, 773, 863, 864, 873, 963, 220, A300, S100, S130, S150, S160, S175, S185, S205, S220, S250, S300, S330, T140, T180, T190, T200, T250, T300, T320

## LED Lights for Case Skid Steers



### WN-86533428

**\$60.00**

Front Roof Light, 2400 Lumens

40XT, 410, 420, 420CT, 430, 435, 440, 440CT, 445, 445CT, 450, 450CT, 465, 60XT, 70XT, 75XT, 85XT, 90XT, 95XT



### WN-AT323301

**\$65.00**

LED Work Light, 2900 Lumens

570N, 570NXT, 580N, 580SN, 590SN, 1150K, 1150M, 1650L, 1650M, 2050M, 650K, 750K, 750L, 750M, 850K, 850M, 1021F, 1121F, 1221E, 1221F, 521F, 621F, 721F, 821F, 921F

## LED Lights for John Deere Skid Steers



### WN-AT323301

**\$65.00**

LED Work Light, 2900 Lumens

210LJ, 310G, 310J, 310L, 310SG, 310SJ, 310SK, 310SL, 315SG, 315SJ, 315SK, 315SL, 325J, 325K, 325SK, 325SL, 410G, 410J, 410K, 410L, 710G, 710J, 710K, 710L, 450J, 550J, 650J, 643K, 843K, 335D, 337E, 437D, 437E, 312GR, 314G, 316GR, 317G, 315D, 318E, 318G, 319D, 319E, 320E, 323D



### WN-AT352538

**\$65.00**

LED Work Light, 2900 Lumens, Flush Mount

318D, 320D, 326D, 328D, 332D, 328E, 332E, 326E, 318E, 319E, 320E, 323E, 326E, 324E, 330G, 332G, 330G, 332G, 320G, 324G, 325G, 323D, 333D, 319D, 329D, 329E, 333E, 331G, 333G, 331G, 333G

## LED Lights for New Holland Skid Steers



### WN-86533428

**\$60.00**

Front Roof Light, 2400 Lumens

C175, C185, C190, L120, L125, L140, L150, L160, L170, L175, L180, L185, L190, L250, L255, L465, L565, L865, LS120, LS125, LS140, LS150, LS160, LS170, LS180, LS180.B, LS185.B, LS190, LS190.B, LT185.B, LT190.B, LX465, LX485, LX565, LX665, LX865, LX885, LX985



\*Prices subject to change without notice. All prices are MSRP. Use of OEM numbers is for reference only. For a complete list of parts visit our website.

# Universal LED Lights

\*Prices subject to change without notice. All prices are MSRP.



**WN-LED101**  
\$30.00

**WN-LED101S**  
\$30.00

Lights, Cab, LED, 2" Square Light, 1-10 Watt LED, 1000 Lumens, WN-LED101 (flood), WN-LED101S (spot)



**WN-LED104**  
\$30.00

**WN-LED104S**  
\$30.00

Lights, Cab, LED, 2" Square Light, 4-3 Watt LED's, 900 Lumens, WN-LED104 (flood), WN-LED104S (spot)



**WN-LED730F**  
\$39.00

Square LED Flood Light, 9v-32v, 1730 Lumens, 4.25" x 4.25"



**WN-LED740F**  
\$49.00

Square LED Flood Light, 9v-32v, 3280 Lumens, 4.25" x 4.25"



**WN-LED-651**  
A

Lights, Cab, LED, 9-32V 24 Watt, Rectangle, LED Flood Beam, 1250 Lumens

\$65.00



**WN-LED660**  
B

Rectangle LED Light, Multi Angle Adjustable Mounting Bracket 40w 2600 Lumens

\$70.00



**WN-LED186**  
C

Light, Cab, LED, Rectangle Led Light, Flood Beam 1260 lm, Adjustable Mount

\$ 40.00



**WN-LED650**  
D

Oval LED Light, Multi Angle Adjustable Mounting Bracket, 40w, 2600 Lumens

\$70.00



**WN-LED2011**  
E

Light, Cab, LED, 6" Oval LED Spot Light, 5850 Lumens

\$125.00



A

B



C

D

Part Number	Watts	Light Pattern	Price
WN-LED-630F	9-32v 27w	Flood	\$67.00
WN-LED-630S	9-32v 27w	Spot	\$67.00
WN-LED-640F	9-32v 36w	Flood	\$90.00
WN-LED-640S	9-32v 36w	Spot	\$90.00

**WN-LED-920F - FLOOD**

Lights, Cab, LED, 9-32V 27 Watt, Round, 1400 Lumens

\$49.00



**WN-LED-920S - SPOT**

Lights, Cab, LED, 9-32V 27 Watt, Round, 1400 Lumens

\$49.00



\*Prices subject to change without notice. All prices are MSRP. Use of OEM numbers is for reference only. For a complete list of parts visit our website.

# LED Warning Lights

\*Prices subject to change without notice. All prices are MSRP.



**WN-BLED173**  
\$65.00

Light, Cab, Warning Beacon, LED Beacon, Flexible Mount  
Various



← FLEXIBLE MOUNT



**WN-BMP100**  
\$15.00

Light, Cab, Warning Beacon,  
Pipe, Straight Pipe Mounting  
Bracket



**WN-BMP200**  
\$15.00

Light, Cab, Warning Beacon,  
Pipe, Threaded Style Mounting  
Bracket



**WN-BMP300**  
\$15.00

Light, Cab, Warning Beacon,  
Pipe, 2 Bolt style Mounting  
Bracket



**WN-BMP800**  
\$25.00

Light, Cab, Warning Beacon,  
Pipe, 2 Bolt Side Mount Bracket,  
360° Rotation

**WN-WL810**  
\$35.00

LED Warning Light, Fender Mount Warning Light

CS: 1030, 1060, 1070, 1090, 1170, 430, 470, 530, 570, 730, 770, 830, 870, 930, 970

FD: 2000 Series, 2600, 3000 Series, 3600, 3900, 4000 Series, 4600, 5000 Series, 5600, 5700, 6600, 6700, 7000 Series, 7100, 7200, 7600, 8000

IH: CUB, HYDRO 70, 100, 1066, 130, 140, 1466, 1468, 1566, 1568, 3088, 666, 674, 684, 686, 766, 784, 786, 884, 885, 895, 966

JD: 1020, 1520, 2020, 2030, 2150, 2350, 2355, 2440, 2520, 2630, 2640, 2750, 2950, 2955, 3020, 4000, 4020, 4320, 4620, 820, 920



**WN-AR60250**  
\$39.00

LED Cab Roof Warning Light, For Cab and Canopy Models

AC: 7000, 7010, 7020, 7030, 7040, 7045, 7050, 7060, 7080, 7085, 8550, 9130, 9150, 9170, 9190

JD: 1020, 2020, 1520, 2030, 4030, 4230, 4430, 4630, 2630, 8430, 8630, 2440, 2640, 2940, 2040, 2240, 1050, 8450, 8650, 8850, 850, 1250, 1450, 1650, 4040, 4240, 4440, 4640, 4840, 4050, 4250, 4450, 4650, 4850, 8440, 8640, 8560, 8760, 8960, 870, 970, 1070, 4055, 4255, 4455, 4555, 4755, 4955

MF: 4800, 4840, 4880, 4900

OL: 100, 120, 160, 185, 2-110, 2-135, 2-155, 2-180



**WN-LED884**  
\$149.00

Light, Warning Beacon, Magnetic Roof Mount Warning Beacon  
Various



**WN-WLA818 (AMBER)**  
\$20.00

Light, LED, Warning, 6"x 4" Magnetic Mount, LED Warning Light, Battery Incl.  
Various

**WN-WLR818 (RED)**  
\$20.00

Light, LED, Warning, 6"x 4" Magnetic Mount, LED Warning Light, Battery Incl.  
Various

\*Prices subject to change without notice. All prices are MSRP. Use of OEM numbers is for reference only. For a complete list of parts visit our website.



# LED Light Bars

\*Prices subject to change without notice. All prices are MSRP.



**WN-LED-933** Lights, Cab, LED, 9-32V 72 Watt, 12" Light Bar, LED Flood Beam, 5040 Lumens  
**\$85.00**

**WN-LED-935C** Lights, Cab, LED, 9-32V, 108 Watt, 17" Light Bar, 7560 Lumens, Flood/Spot Beam  
**\$125.00**


**WN-LED-936** Lights, Cab, LED, 9-32V 126 Watt, 20" Light Bar, LED Combo Beam, 8820 Lumens  
**\$145.00**

**WN-LED-937** Lights, Cab, LED, 9-32V 234 Watt, 36" Light Bar, LED Combo Beam, 16,200 Lumens  
**\$295.00**



# LED Accessories

\*Prices subject to change without notice. All prices are MSRP.



**WN-CH135** **\$45.00**  
 Light, Harness, 35' Harness w/ Male & Female Connector



**WN-LTHS001** **\$25.00**  
 Lights, Cab, Harness, Universal Single Harness, Includes Switch Relay, Inline Fuse



**WN-LTHS2102** **\$30.00**  
 Lights, Cab, Harness, Universal Dual Harness, Includes Switch, Relay, Inline Fuse



**WN-LEDKC** **\$9.95**  
 LED Flasher Controller, 12V, .02A-20A, For Low Power Draw LED Flashers



**WN-LMC175** **\$9.95**  
 Light, Bracket, 1.75" Pipe Clamp, Light Mount



**WN-LMC200** **\$9.95**  
 Light, Bracket, 2" Pipe Clamp, Light Mount

\*Prices subject to change without notice. All prices are MSRP. Use of OEM numbers is for reference only. For a complete list of parts visit our website.


# LED Light Bulbs

\*Prices subject to change without notice. All prices are MSRP.




**WN-9703399LED**

A



**WN-87283179LED**

B



**WN-LED3156**

C

**WN-LED1156B**

D

**WN-LED1157**

E

**WN-E35556**

F

**WN-D71346**

G

**WN-LED3157**

H

H3 LED Bulb, Pack of 2, 300 Lumens

**CI:** 1294, 1394, 1494, 1594, 3220, 3230, 4210, 3230, 4240, 5120, 5130, 5140, 5220, 5230, 5240, 5250, 7210, 7220, 7230, 7240, 4250, 744, 844, 8910, 8920, 8930, 8940, 8950, CX100, C50, C60, C70, C80, C90, CX50, CX60, CX70, CX80, CX90, C100, DX40, DX45, DX55, DX60, JX100U, JX1060C, JX1070N

**JD:** 7600, 7700, 7800, 7200, 7400, 8100, 8200, 8300, 8400, 6200, 6300, 6400, 6200L, 6300L, 6400L, 6110, 6210, 6310, 6410, 6110L, 6210L, 6310L, 6410L, 6310S, 6410S, 6510S, 6105M, 6115M, 6125M, 6140M, 6150M, 6170M, 6405, 6605, 6120, 6220, 6320, 6420, 6120L, 6320L, 6420L, 6520L, 6215, 6415

H4 LED Bulb, 750 Lumens

**CI:** 5120, 5130, 5140, 5220, 5230, 5240, 5250, 7110, 7120, 7130, 7140, 7150, 7210, 7220, 7230, 7240, 7250, 8910, 8920, 8930, 8940, 8950, 695, 595, 5250, 5240, 5230, 5220, 5140, 5130, 5120, 495, 4240, 4230, 4210, 395, 3230, 3220, 1194, 1290, 1294, 1390, 1394, 1494, 1594, 1690, MX100, MX110

**NH:** TG210, TG215, TG230, TG245, TG255, TG275, TG285, TG305, TL100, TL100A, TL70, TL80, TL80A, TL90, TL90A, TM115, TM120, TM125, TM130, TM135, TM140, TM150, TM155, TM165, TM175, TM190, TN55, TN55D, TN55S, TN65, TN65D, TN65F, TN65S, TN70, TN70D, TN70S, TN75, TN75D

**JD:** 7200, 7400, 7600, 7700, 7800, 7210, 7410, 7510, 7610, 7710, 7810, 5210, 5410, 5510, 5310N, 5510N, 5103E, 5103, 5103S, 5203, 5104, 5038D, 5204, 5320N, 5420N, 8120, 8220, 8320, 8420, 8520, 8120T, 8220T, 8320T, 8420T, 8520T, 9120, 9220, 9320, 9420, 9520, 9620, 7720, 7820, 7920, 9320T

**MC:** CX100, CX105, CX50, CX60, CX70, CX75, CX80, CX85, CX90, CX95, C100, C50, C60, C70, C80, C90, MTX110, MTX125, MTX140, MTX155, MTX175, MTX200

Light, Cab, LED, 2 Pack of 3156 LED Bulb

Various

Light, Cab, LED, 2 Pack of 1156 LED Bulb

**FD:** 1100, 1200, 1210, 1215, 1220, 1300, 1310, 1320, 1510, 1520, 1700, 1710, 1715, 1720, 1900, 1910, 1920, 2000, 2610, 3000, 3100, 3110, 3120, 3600, 3900, 3610, 3910, 4000, 4600, 4100, 4600, 5000, 5600, 5610, 6000, 6610, 6640, 7000, 7200, 7410, 7610, 7710, 8000, 8210, 8560, 8670, 8700, 9000

**IH:** 1620, 1640, 1644, 1660, 1664, 1670, 1680, 1688, 2144, 2166, 2188, 2366, 2377, 2388, 2577, 2588, 7010, 8010, AXF8010

**JD:** 2010, 3010, 4010, 5010, 3020, 4020, 2510, 1020, 2020, 5020, 4520, 4000, 2520, 5020, 2440, 2640, 2940, 2240, 650, 750, 850, 4040, 4240, 4440, 4640, 4840, 4050, 4250, 4450, 4650, 4850, 8560, 8760, 8960, 4055, 4255, 4455, 4555, 4755, 4955, 7600, 7800, 7700, 5200, 5300, 5400, 5500, 4560

Light, Cab, LED, 2 Pack of 1157 LED Bulb

Various

Light, Cab, LED, Dome & Warning Light Bulb, Pack of 2, 1 5/8" long

**CI:** 1620, 1640, 1660, 1680, 2144, 2166, 2188, 2344, 2366, 2377, 2388, 2577, 2588, CX100, CX50, CX60, CX70, CX80, CX90, 105U, 85U, 95U, JX100U, JX1080U, JX1090U, JX1100U, JX70U, JX80U, JX90U, Magnum 215, Magnum 245, Magnum 255, Magnum 275, Magnum 305, Magnum 335

Cab, LED Dome Light, Bulb, Pack of 2

**CI:** 1644, 1660, 1666, 1688, 2144, 2166, 2188, 2344, 2366, 2377, 2388, 2577, 2588, 1896, 2090, 2094, 2096, 2390, 2394, 2590, 2594, 2870, 3220, 3230, 3294, 3394, 3594, 4210, 4230, 4240, 4490, 4494, 4690, 4694, 4890, 4894, 4994, 5120, 5130, 5140, 5220, 5230, 5240, 5250, 7110, 7120, 7130, 7140

Cab, Light, LED, 2 Pack of 3157 LED Bulb

Various

\$28.00

\$39.50

\$11.00


\$11.00

\$11.00

\$7.00

\$3.75

\$11.00



**BEFORE - Regular Halogen Bulbs -**

**AFTER - New LED Bulbs Installed -**

\*Prices subject to change without notice. All prices are MSRP. Use of OEM numbers is for reference only. For a complete list of parts visit our website.

# Halogen Light Bulbs

\*Prices subject to change without notice. All prices are MSRP.



## WN-9703399LED

H3 LED Bulb, Pack of 2, 300 Lumens

\$28.00

**CI:** 2144, 2166, 2188, 2344, 2366, 2377, 2388, 2577, 2588

**ST:** STX275, STX280, STX325, STX330, STX375, STX380, STX425, STX430, STX440, STX450, STX480, STX500, STX530, Steiger 280, Steiger 330, Steiger 335, Steiger 380, Steiger 385, Steiger 430, Steiger 435, Steiger 480, Steiger 485, Steiger 530, Steiger 535

## WN-RE179326

Light, Cab, Halogen, HB3, 12v, 65w Bulb

\$6.00

**CI:** 6170R, 6190R, 6210R, 6105R, 6115R, 6125R, 6140R, 6150R, 6150RH, 6215R, 6175R, 6195R, 9215R, 6105M, 6115M, 6125M, 6140M, 6150M, 6170M, 7200R

## WN-H7606

Lights, Cab, Bulb, Halogen Flood Sealed Beam

\$10.00

**CI:** 1086, 1486, 1586, 3088, 3288, 3388, 3488, 3588, 3688, 3788, 4166, 4186, 4366, 4386, 4568, 4586, 4786, 5088, 5288, 5488, 6388, 666, 6788, 686, 7288, 7488, 786, 886, 986, Hydro 186, Hydro 70, Hydro 86, 1190, 1290, 1294, 1390, 1394, 1490, 1494, 1690, 2090, 2290, 2390, 2590, 3220, 3230

**JD:** 2510, 2940, 3020, 4000, 4020, 4030, 4040, 4230, 4240, 4320, 4430, 4440, 4520, 4620, 4630, 5020, 6030, 7020, 7520, 8430, 8450, 8630, 8650, 8850, 8450, 8650, 4040, 4240, 4440, 4640, 4840, 4050, 4250, 4450, 4650, 4850, 8440, 8640, 2140, 3040, 3140, 2350, 2550, 2750, 2950, 3150, 4350, 2955

## WN-AXE16948

Light, Cab, Halogen, 12v, 37.5w, Bulb

\$7.00

**CI:** AFX8010, 7120, 7240, 8010, 8120, 8230, 8240, 9120, 9240, 7010, 9230

**JD:** 3320, 3520, 3720, 4320, 4520, 4720, 2320, 2520, 2720, 3033R, 3038R, 3039R, 3045R, 3045R, 4044R, 4049R, 4052R, 4066R, 9450, 9550, 9650, 9650CTS, 9650STS, 9750STS, 9860STS, 9560STS, 9660, 9660CTS, 9660STS, 9760STS, 9560STS, 9570STS, 9870STS, 9670STS, 9770STS

## WN-R136238

Light, Cab, Halogen, 12v, 50w, Bulb

\$6.00

**JD:** 8100, 8200, 8300, 8400, 9100, 9200, 9300, 9400, 8100T, 8200T, 8300T, 8400T, 8110, 8210, 8310, 8410, 8110T, 8210T, 8310T, 8410T

## WN-9703399

Light, Cab, Halogen, 12v, 55w, H3 Bulb

\$3.50

**CI:** 12344, 2366, 2377, 2388, 2577, 2588, AFX8010, 7010, 8010, 1294, 1394, 1494, 1594, 3220, 3230, 4210, 3230, 4240, 5120, 5130, 5140, 5220, 5230, 5240, 5250, 7210, 7220, 7230, 7240, 4250, 744, 844, 8910, 8920, 8930, 8940, 8950, CX100, C50, C60, C70, C80, C90, CX50, CX60, CX70, CX80, CX90

## WN-137828A1

Light, Cab, Halogen, Front Cab Roof Bulb, 65 Watt

\$9.00

**CI:** 2144, 2166, 2188, 2344, 2366, 2377, 2388, 2577, 2588, 2155, 2555, CPX420, CPX610, CPX620





# Lumens and The Benefits of LED

In simple terms, Lumens are a measure of the total amount of visible light from a lamp or light source. The higher the lumen rating the “brighter” the lamp will appear.

When referring to lumens associated to LED Lights there are two types of lumens. There is Raw Lumens and Effective Lumens. The Raw Lumen figure is the number of LEDs in a light multiplied by its maximum output rating. Effective lumens, on the other hand, take into consideration the outside factors, giving you a more realistic measure of light output. When we use the term lumen, we are referring to the Effective Lumens.

A graphic titled "Benefits of LED Lights" in a large, dark font inside a golden circle. To the right of the circle are five numbered, overlapping horizontal bars, each containing a benefit. The bars alternate in color between dark grey and red.

- 01 Versatile and Easy to Install
- 02 More Light, Less Energy
- 03 Brighter Light
- 04 Long Lasting
- 05 No Bulbs

\*Prices subject to change without notice. All prices are MSRP. Use of OEM numbers is for reference only. For a complete list of parts visit our website.



# capello



Designing and manufacturing harvest equipment **SINCE 1965!**

## QUASAR

The Capello QUASAR corn head is the product of years of leading-edge engineering refinement and precision craftsmanship. The trouble-free Quasar corn headers, known for low maintenance and high-efficiency performance, have expertly harvested millions of acres over the years in more than 80 countries around the globe. Available in nearly any row or spacing configuration possible, both rigid and folding, the Quasar just makes sense. Comes with a 2 year Warranty.



Battle-Proven in the toughest conditions. Any row spacing, any direction, there is no stopping the Gladiator corn head from conquering your fields. The Gladiator includes Capello's signature chopping feature which has been proven to dramatically improve corn stalk residue breakdown which translates to increased yields and increased profits. Same trusted Capello craftsmanship, adapted to conquer new age planting styles. Comes with a 2 year warranty.




Designed to fit nearly any self-propelled forage harvester in the world, the Capello SPARTAN is the perfect solution for direct-cut feed crops (greenchop). The Spartan is designed with a large, floating feed auger and 2-speed main drive gearbox to ensure regular and continuous crop flow at high ground speeds. With low maintenance requirements and replaceable wear surfaces, the Spartan is designed with the custom operator in mind. Comes with a 1 year warranty.



A platform header designed to be used independent of row spacings, the Capello HELIANTHUS harvests any sunflower crop planted in any arrangement, including solid-seed. With the distinctive feature of a hydraulic reel drive, the operator can adjust both reel height and speed from the cab, for optimum product flow even in highly varied crop heights, yields and ground speeds. The Helianthus uses a long, narrow crop pan in front of the cutter bar to reduce shelling losses to near zero in any conditions. Comes with a 2 year warranty.





# Major Overhaul Kits for Shibaura® Engines

**ENGINE OVERHAUL KITS**  
QUALITY PARTS WHEN YOU NEED THEM




## Major Overhaul Kit

**Piston & Ring Kits • Engine Bearings (Rod & Main)  
Thrust Washer Set • Piston Pin Bushings  
Crankshaft Bushing • Connecting Rod Bolts & Nuts  
Overhaul Gasket Set • Oil Seals**

### Kit Number

- PRK1342** **Major Overhaul Kit**, Shibaura N843 (3 Cylinder); Naturally Aspirated; Tier 1 & 2; 84mm Bore; 1.496L; Piston # 115017491; Includes additional rear crankshaft seal (WN-050209083) for long stroke engines; LS140 before ESN 76992; LS150 before ESN 74975  
**Tractor:** D35, DX34, DX35, FARMALL 35 (Case-IH); 1720, 1925, BOOMER 2035, T1520, T2220, TC34DA, TC35, TC35A, TC35D, TC35DA (New Holland) **Skid Steer:** L465, LS140, LS150, LX465, LX485 (New Holland)
- PRK1344** **Major Overhaul Kit**, Shibaura N843 (3 Cylinder); Naturally Aspirated; Tier 1 & 2; 84mm Bore; 1.496L; Piston # 115017541; LS140 after ESN 76993; LS150 after ESN 74976  
**Tractor:** D33, DX31, DX33, FARMALL 31 (Case-IH); BOOMER 2030, T1510, T2210, TC30, TC31DA, TC33, TC33D, TC33DA (New Holland) **Skid Steer:** L140, L150, LS140, LS150 (New Holland)
- PRK1347** **Major Overhaul Kit**, Shibaura N844 (4 Cylinder); Naturally Aspirated; Tier 1 & 2; 84mm Bore; 1.995L; Piston # 115017491; Includes additional rear crankshaft seal (WN-050209083) for long stroke engines; LS160 before ESN 109132  
**Skid Steer:** L565, LS160, LX565 (New Holland)
- PRK1348** **Major Overhaul Kit**, Shibaura N844T (4 Cylinder); Turbocharged; Tier 1 & 2; 84mm Bore; 1.995L; Piston # 115017221; LS170 before ESN 108981  
**Skid Steer:** LS170, LX665 (New Holland)
- PRK1349** **Major Overhaul Kit**, Shibaura N844 (4 Cylinder); Naturally Aspirated; Tier 1 & 2; 84mm Bore; 1.995L; Piston # 115017541; LS160 after ESN 109133  
**Tractor:** D40, DX40, FARMALL 40, FARMALL 40B (Case-IH); 1920, BOOMER 3040, T2310, TC40, TC40A, TC40D, TC40DA, TT45A (New Holland) **Skid Steer:** SR150 (Case-IH); L160, L215, LS160 (New Holland)
- PRK1350** **Major Overhaul Kit**, Shibaura N844T (4 Cylinder); Turbocharged; Tier 1 & 2; 84mm Bore; 1.995L; Piston # 115017551; LS170 after ESN 108982  
**Skid Steer:** SR150 (Case-IH); L170, L215, LS170 (New Holland)

# WWW.WORTHINGTONAGPARTS.COM



# Inframe and Major Overhaul Kits for Cummins® Engines

**ENGINE OVERHAUL KITS**

QUALITY PARTS WHEN YOU NEED THEM



## ***Major Overhaul Kit***


Cylinder Kits • Engine Bearings (Rod, Main & Thrust)  
Head Gasket Set • Conversion Gasket Set  
Piston Pin Bushings • Oil Seals

## ***Inframe Kit***

Cylinder Kits • Engine Bearings (Rod, Main & Thrust)  
Head Gasket Set • Oil Pan Gasket Set


**WWW.WORTHINGTONAGPARTS.COM**

# Aftermarket Major Overhaul Kits for John Deere® Applications



**ENGINE OVERHAUL KITS**

QUALITY PARTS WHEN YOU NEED THEM



- **Cylinder Kits**
- **Engine Bearings (Rod, Main & Thrust)**
- **Overhaul Gaskets**
- **Oil Seals**
- **Piston Pin Bushings**
- **Connecting Rod Capscrews**
- **Camshaft Bearings (when applicable)**
- **Camshaft Plug (when applicable)**
- **Balancer Shaft Bushings (when applicable)**

## HARD ANODIZED CROWN

**Hard Anodizing** strengthens the surface of the piston crown, offering additional protection against corrosion & wear. It also creates a thermal barrier for the piston, reducing fatigue by keeping temperatures lower.




## PHOSPHATE COATED SKIRT

**Phosphate Coating** the piston skirt increases hardness & wear resistance, and provides a lubricant film which is especially beneficial during start-up or break-in of engines to protect against galling & micro-welding.






# Aftermarket Major Overhaul Kits for International®/Case-IH® Applications



**ENGINE OVERHAUL KITS**

QUALITY PARTS WHEN YOU NEED THEM



- **Cylinder Kits**
- **Engine Bearings (Rod, Main & Thrust)**
- **Overhaul Gaskets**
- **Oil Seals**
- **Piston Pin Bushings**
- **Connecting Rod Capscrews**
- **Camshaft Bearings (when applicable)**
- **Camshaft Plug (when applicable)**
- **Balancer Shaft Bushings (when applicable)**

## HARD ANODIZED CROWN

**Hard Anodizing** strengthens the surface of the piston crown, offering additional protection against corrosion & wear. It also creates a thermal barrier for the piston, reducing fatigue by keeping temperatures lower.



## PHOSPHATE COATED SKIRT

**Phosphate Coating** the piston skirt increases hardness & wear resistance, and provides a lubricant film which is especially beneficial during start-up or break-in of engines to protect against galling & micro-welding.













# We Bring in Fresh Salvage Every Day!

Worthington Ag Parts has the largest tractor salvage yard in the Midwest. We dismantle tractors, harvesters, and implements each day and offer only the highest quality tested salvage equipment parts available. We also BUY your salvage equipment. Do you have any burned, wrecked, damaged, or even running farm equipment you'd like to get rid of? Contact our store nearest you : 1-888-845-8456.

## Combines:



## Tractors:



## Skid Steers:



## Heads, Planters, Balers & More:



**SIGN UP FOR EMAIL SALVAGE ALERTS!**

EMAIL SALVAGE ALERTS

Are you interested in receiving "email salvage alerts" immediately when we purchase salvage that matches the equipment you own? You can do so by signing in into your customer account from our website and clicking on the "My Account" tab, then click on "Registered Equipment" on the left hand side. From there you will be prompted to input your equipment information and sign up for your exclusive email alerts.



LIKE Us on Facebook & Follow Us on Twitter!

Stay connected with us by signing up for our weekly newsletter. You can sign up on our website or text WAPNEWS to 22828.

## At Worthington Ag Parts, your satisfaction is guaranteed.

### Limited Parts Warranty:

Worthington Ag Parts warrants parts to be free from defects in material and workmanship for one year from date of goods sold. This warranty applies to any part that is properly installed, maintained, and operated under normal conditions. This warranty is void if the part has been (i) subject to misuse, neglect, or accident, (ii) used for a purpose for which it is not designed, or (iii) altered in any way that adversely affect its performance or reliability. Worthington Ag Parts' sole obligation and the purchaser's sole remedy for any breach of this warranty is repair or replacement of defective parts. Parts must be returned to Worthington Ag Parts under prescribed policy. Worthington Ag Parts reserves the right to inspect any or all parts returned for warranty before warranty claims will be honored. EXCEPT AS EXPRESSLY PROVIDED IN THIS WARRANTY, ALL PARTS ARE PROVIDED "AS IS", AND WORTHINGTON AG PARTS DISCLAIMS AND EXCLUDES ALL WARRANTIES WITH RESPECT TO PARTS, EXPRESS OR IMPLIED, INCLUDING WITHOUT LIMITATION ANY WARRANTY OF MERCHANTABILITY OR FITNESS FOR A PARTICULAR PURPOSE OR USE.

### Whole Equipment Warranty Disclaimer:

ALL WHOLE EQUIPMENT IS SOLD "AS IS" AND WORTHINGTON AG PARTS DISCLAIMS AND EXCLUDES ALL WARRANTIES, EXPRESS OR IMPLIED WITH RESPECT TO WHOLE EQUIPMENT, INCLUDING WITHOUT LIMITATION ANY WARRANTY OF MERCHANTABILITY OR FITNESS FOR A PARTICULAR PURPOSE OR USE.

### Limitation of Liability:

IN NO EVENT WILL WORTHINGTON AG PARTS' LIABILITY OF ANY KIND INCLUDE ANY SPECIAL, INDIRECT, INCIDENTAL OR CONSEQUENTIAL LOSSES OR DAMAGES, EVEN IF WORTHINGTON AG PARTS HAS BEEN ADVISED OF THE POSSIBILITY OF SUCH POTENTIAL LOSS OR DAMAGE.

IN NO EVENT WILL WORTHINGTON AG PARTS INCUR LIABILITY OF ANY KIND WITH RESPECT TO ANY PART OR PRODUCT IN EXCESS OF THE PURCHASE PRICE OF THAT PART OR PRODUCT.

Any claim arising from or relating to any from any alleged breach of warranty or failure of remedy must be commenced in one year after the claim arises. No one is authorized by Worthington Ag Parts to modify the written terms of disclaimers set forth in this warranty.

### Merchandise Returns:

Worthington Ag Parts offers 30 days no questions asked return policy. That is 30 days from the original invoice date. No returns will be accepted after 30 days. Credit will be issued based on inspection of the returned merchandise. The customer assumes liability for freight when returning merchandise ordered in error. Returned merchandise must be shipped with all transportation charges prepaid. Merchandise returned C.O.D. will be refused. Restocking fee may apply. This does not apply to Whole Equipment sold "as is where is".

### Terms and Conditions:

Prices and product availability are subject to change without notice. All specials and promotions limited to stock on hand. Call for current prices. Worthington Ag Parts is not responsible for typographical errors and we make every effort to ensure the accuracy of the information published in our catalogs and websites. The documents and graphics published on this site may contain technical inaccuracies or typographical errors. Worthington Ag Parts makes no representation about the suitability of the information and graphics represented on this site. All such documents and graphics are provided "as is" without warranty of any kind.

If an error is made and a product is listed at an incorrect price, Worthington Ag Parts shall maintain the right to refund or cancel orders placed at the incorrect price. If the order has been confirmed and charged to your credit card, Worthington Ag Parts shall immediately issue a credit in the amount of the incorrect price. We reserve the right to limit quantities on promotion products. Separate policies apply for specific offers within this website. See individual offer policies and notes for details.

We are not liable under any legal theory for consequential or incidental damages arising from shipping delays, damage or expense arising from product malfunction or defect. Other restrictions may apply.

### Product Information:

Although measures are taken to ensure the information in our catalogs and on this website is as timely and accurate as possible, Worthington Ag Parts assumes no responsibility for the accuracy of such information or its relevance to a specific use or application. Actual performance of products may vary based upon many factors and may be less than stated. Actual products may differ slightly in appearance to images shown.

### Payment Methods:

We currently accept Visa, MasterCard, Farm Plan and Discover Card as methods of payment.

### Core Charges:

Cores must be returned within 60 days of receipt of the original merchandise in order to qualify for a refund, unless prior arrangements have been made. Core charges will be refunded based on receipt and inspection of a serviceable core. The customer is liable for all freight charges on core returns.

### Third Party Marks:

New Idea®, Hesston®, Gleaner®, Farmhand®, AC®, Massey Ferguson®, and Oliver® are registered trademarks of AGCO Corporation • White™ and Field Queen™ are trademarks of AGCO Corporation • Allis-Chalmers™ is a trademark of Allis-Chalmers Corporation • Balzer™ is a trademark of Balzer Inc. • Buffalo™ is a trademark of Bison Industries, Inc. • Case®, Case IH® and New Holland® are registered trademarks of CNH Industrial America, LLC • NH™ is a trademark of CNH America, LLC • Claas®, Lexion®, and Speedstar® are registered trademarks of Claas • Cressoni™ is a trademark of F.lli Cressoni s.p.a. • John Deere® and JD® are registered trademarks of Deere & Company • Kemper™ and Champion™ are trademarks of Maschinenfabrik KEMPER GmbH & Co. • Harvestec™ is a trademark of Linamar Agriculture Inc. • Ford® is a registered trademark of Ford Motor Company. • Gehl® is a registered trademark of Manitou Americas, Inc. • Walterscheid® is a registered trademark of GKN Walterscheid GmbH • Fox® and Hiniker® are registered trademarks of Hiniker Company • Kinze® is a registered trademark of KINZE Manufacturing Inc. • Kirby™ is a trademark of Kirby Manufacturing, Inc. • Krone® and Big X® are registered trademarks of Bernard Krone Holding, GmbH & Co. KG • Kuhn® and Kuhn Knight® are registered trademarks of Kuhn S.A • Loewen™ is a trademark of Loewen Welding & Manufacturing Ltd. • Vermeer® is a registered trademark of Vermeer Manufacturing Corporation • AT Films® is a registered trademark of At Films, Inc. • CAT® is a registered trademark of CATEPILLAR INC. • Fantini™ is a trademark of Fantini S.r.l. • Drago™ and DragoTec™ are trademarks of Dragotec USA • Gates® is a registered trademark of Gates Corporation • Kooima Klad®, Kooima® Company and the Kooima® starburst logo are registered trademarks of Kooima® Company, Inc.

Use of the aforementioned marks is without sponsorship nor endorsement of said parties.



WORTHINGTON AG PARTS  
5300 N. ANNIKA AVE.  
SIOUX FALLS, SD 57107

# Quality People... Affordable Parts!

**Your #1 stop for new, used or rebuilt farm equipment replacement parts!**

**Worthington Ag Parts has been serving the agricultural community for over 54 years. With all of our locations in North America and Australia combined, we give you nearby access to our tractor salvage yards and equipment supplies all over the world. All of our parts are quality checked before they are sold and are backed with a one-year limited warranty - 30 days no question asked return policy.**

**Let us help add value to your operation! Call us today!**



**WORTHINGTONAGPARTS.COM**  
**888-845-8456**