

Aftermarket Parts for  
**John Deere® Equipment**



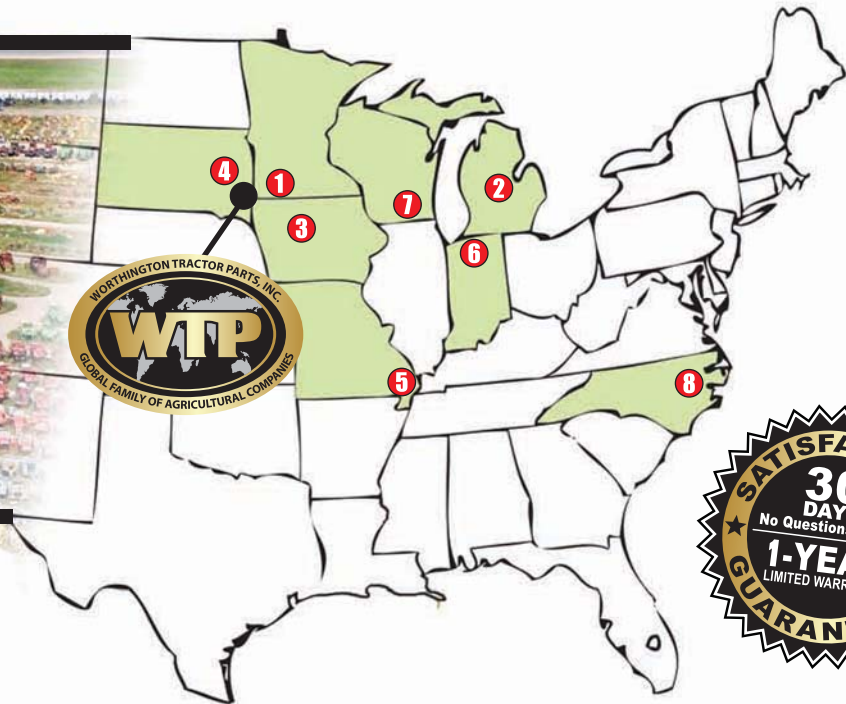
# PARTS CATALOG



[WORTHINGTONAGPARTS.COM](http://WORTHINGTONAGPARTS.COM)  
**888-845-8456**



# Our Locations



## 8 HUGE SALVAGE YARDS

- 1 WORTHINGTON, MN - 800-533-5304**  
27170 US Highway 59/60 - PO BOX 935 - Worthington, MN 56187
- 2 ST. JOHNS, MI - 800-248-9263**  
2713 North US Highway 27 - PO BOX 36 - St. Johns, MI 48879
- 3 AUDUBON, IA - 800-831-5730**  
1923 215th Street - PO BOX 204 - Audubon, IA 50025
- 4 WATERTOWN, SD - 800-843-4413**  
2510 9th Ave. Southwest - PO BOX 324 - Watertown, SD 57201
- 5 SIKESTON, MO - 800-325-7070**  
1156 US Hwy. 62 East - P. O. BOX 1790 - Sikeston, MO 63801
- 6 LEESBURG, IN - 800-426-6960**  
6149 North State Road 15 - PO BOX 185 - Leesburg, IN 46538
- 7 EVANSVILLE, WI - 800-525-7278**  
14904 West Bullard Road - P. O. BOX 170 - Evansville, WI 53536
- 8 GOLDSBORO, NC - 800-322-1871**  
3693 US Highway 70 West - Goldsboro, NC 27530
- SIOUX FALLS, SD - 800-637-4810**  
(CORPORATE HEADQUARTERS)  
5300 N. Annika Ave. - Sioux Falls, SD 57107

## QUALITY PARTS, QUALITY PRICES!

Worthington Ag Parts is your global source for combine parts, cotton picker parts, tractor parts and used farm equipment. You can order the farm equipment or parts you need online and have your order shipped anywhere in the world. We have the right quality new, rebuilt, used and salvaged ag parts at the right price.

Worthington Ag Parts has been serving the agricultural community for over 54 years. We began as a supplier of farm tractor parts and have also become the leader in farm implements, used tractor parts, tractor salvage, combine parts (such as grain augers), and farm equipment. We purchase over 4-million dollars of used parts each year to ensure our inventory is the broadest in the industry. From John Deere tractor parts to Case tractor parts to International tractor parts, our extensive supply of parts will satisfy your needs. With our locations in North America and Australia combined, you have nearby access to our tractor salvage yards and equipment supplies, which are shipped to customers across the world.

All our quality parts, whether tractor parts or combine parts, are checked, cleaned and repaired as necessary to make sure each part sold is ready for service. Our goal is to provide outstanding value and service to our customers. All of our used parts are quality checked before they can be sold and are backed with a one-year limited warranty - 30 days no question asked return policy. Most of our new parts are priced at 70% of dealer price. We also carry a line of diesel engines, rebuilt starters, and hydraulic pumps. Whether you are getting Ford tractor parts or antique tractor parts for your Farmall tractor, you can be satisfied knowing that the farm equipment you purchase from Worthington Ag Parts is of the best quality.



LIKE Us on Facebook & Follow Us on Twitter!

Stay connected with us by signing up for our weekly newsletter. You can sign up on our website or text WAPNEWS to 22828.





# capello



Designing and manufacturing harvest equipment **SINCE 1965!**

## QUASAR



The Capello QUASAR corn head is the product of years of leading-edge engineering refinement and precision craftsmanship. The trouble-free Quasar corn headers, known for low maintenance and high-efficiency performance, have expertly harvested millions of acres over the years in more than 80 countries around the globe. Available in nearly any row or spacing configuration possible, both rigid and folding, the Quasar just makes sense. Comes with a 2 year Warranty.



## SPARTAN



Battle-Proven in the toughest conditions. Any row spacing, any direction, there is no stopping the Gladiator corn head from conquering your fields. The Gladiator includes Capello's signature chopping feature which has been proven to dramatically improve corn stalk residue breakdown which translates to increased yields and increased profits. Same trusted Capello craftsmanship, adapted to conquer new age planting styles. Comes with a 2 year warranty.

Designed to fit nearly any self-propelled forage harvester in the world, the Capello SPARTAN is the perfect solution for direct-cut feed crops (greenchop). The Spartan is designed with a large, floating feed auger and 2-speed main drive gearbox to ensure regular and continuous crop flow at high ground speeds. With low maintenance requirements and replaceable wear surfaces, the Spartan is designed with the custom operator in mind. Comes with a 1 year warranty.

## Helianthus



A platform header designed to be used independent of row spacings, the Capello HELIANTHUS harvests any sunflower crop planted in any arrangement, including solid-seed. With the distinctive feature of a hydraulic reel drive, the operator can adjust both reel height and speed from the cab, for optimum product flow even in highly varied crop heights, yields and ground speeds. The Helianthus uses a long, narrow crop pan in front of the cutter bar to reduce shelling losses to near zero in any conditions. Comes with a 2 year warranty.



# Table of Contents

## Categorized Listing

<b>John Deere®</b>	<b>1</b>		
Baler / Swather: Belts	1	Chopper: Drive	13
Belts: All Belts	1	Chopper: Rotor & Blades	15
Baler / Swather: Cooling System	1	Chopper: Rotor & Blades	16
Water Pump & Manifolds: Water Pumps	1	Chopper: Sheet Metal	18
Baler / Swather: Cutter Bar	1	Chopper: Sheet Metal	19
Sickles: Sickle Assemblies	1	Spreader: Assembly/Kit	22
Baler / Swather: Drive Axles / Differentials / Front & Rear		Spreader: Drive	22
End	1	Spreader: Sheet Metal	22
Axle: Driveshafts & Related	1	Spreader: Sheet Metal	23
Baler / Swather: Electrical	2	Combine: Cooling System	23
Starter: Assembly	2	Fan: Fans	23
Baler / Swather: Engines & Related Parts	2	Intercooler: Assemblies	23
Assemblies: Short Blocks	2	Oil Coolers: Engine Oil Coolers	23
Ignition: Distributor & Related	2	Oil Coolers: Hydraulic Oil Coolers	23
Baler / Swather: Operators Station / Cab	2	Radiator: Hoses	23
Air Conditioning / Heating: Blower Motors	2	Radiator: Radiators, Cores, & Tanks	24
Air Conditioning / Heating: Compressors	2	Radiator: Related Parts	24
Air Conditioning / Heating: Expansion Valves	2	Thermostats: Gaskets	24
Air Conditioning / Heating: Receiver/Driers	3	Thermostats: Thermostats	25
Seats: Cushions	3	Water Pumps and Related Parts: Gaskets	25
Baler / Swather: Processors	3	Water Pumps and Related Parts: Pulleys	25
Pick Up: Band Dividers	3	Water Pumps and Related Parts: Related Parts	26
Pick Up: Chute	3	Water Pumps and Related Parts: Repair Kits	26
Pick Up: Fingers	3	Water Pumps and Related Parts: Water Pumps	26
Pick Up: Plunger	3	Water Pumps and Related Parts: Water Pumps	27
Baler / Swather: Rockshaft & Hitch	3	Combine: Drive Train	27
Sway Blocks & Limiters: Sway Blocks	3	Axle: Drive Shafts & Couplers	27
Combine: Belts	3	Brakes: Shoes & Discs	28
Belts: Beater	3	Clutch: Bearing & Bushings	28
Belts: Chopper/Spreader	4	Clutch: Clutch Discs	28
Belts: Cleaning Fan	5	Clutch: Clutch Discs	29
Belts: Cylinder/Rotor	5	Clutch: Pressure Plates	29
Belts: Elevator	6	Final Drive: Assembly	29
Belts: Engine Compartment	6	Final Drive: Bearings & Seals	29
Combine: Belts	8	Final Drive: Pinion	29
Belts: Engine Compartment	8	Final Drive: Spindle/Axle	30
Belts: Feeder House	8	Hydrostat: Assembly	30
Belts: Hydraulic	9	Hydrostat: Related Parts	31
Belts: Propulsion/Hydrostat	9	Hydrostat: Shaft	31
Belts: Rotary Screen	9	Separator/Engine Gear Case: Bearings & Bushings	31
Belts: Rotary Screen	10	Separator/Engine Gear Case: Bearings & Bushings	32
Belts: Separator	10	Separator/Engine Gear Case: Housing	32
Belts: Shoe/Shaker	10	Transmission: Related Items	32
Belts: Unload	10	Transmission: Shafts	32
Combine: Body & Shields	10	Combine: Electrical	32
Decals: Decals	10	Alternator: Assembly	32
Combine: Body & Shields	11	Alternator: Voltage Regulator	32
Decals: Decals	11	Lights: Bulbs	32
Rotary Screen: Drive Parts	11	Lights: Headlamps & Work lights	33
Sheet Metal: Rear Panels	11	Module: Other	34
Sheet Metal: Tool Box	11	Starter: Assembly	34
Combine: Choppers & Spreaders	11	Starter: Drive	34
Chopper: Assembly	11	Starter: Solenoid	34
Combine: Choppers & Spreaders	12	Combine: Electrical	35
Chopper: Assembly	12	Starter: Solenoid	35
		Combine: Engines & Related Parts	35
		Air Cleaners: Assemblies	35



# Table of Contents

## Categorized Listing

Blocks & Components: Blocks, Timing, and Related	35	Elevators: Augers	64
Blocks & Components: Camshafts & Related	35	Elevators: Chains & Related	65
Combine: Engines & Related Parts	36	Elevators: Clean Grain Elevator Housing	66
Blocks & Components: Camshafts & Related	36	Elevators: Drive Parts	67
Blocks & Components: Connecting Rods & Related	36	Elevators: Return/Tailings Elevator Housing	68
Blocks & Components: Crankshafts & Related	39	Elevators: Shafts	68
Blocks & Components: Cylinder Kits & Components	42	Elevators: Sprockets	69
Blocks & Components: Cylinder Kits & Components	43	Grain Tank: Auger	70
Blocks & Components: Gaskets	44	Grain Tank: Bin Extensions & Parts	71
Blocks & Components: Manifolds	46	Grain Tank: Liners & Related	72
Blocks & Components: Turbos	46	Grain Tank: Sprockets	72
Cylinder Heads: Bolts	47	Grain Tank: Tube	72
Cylinder Heads: Bolts	48	Loading: Auger	73
Cylinder Heads: Gaskets	48	Loading: Gear Box	73
Cylinder Heads: Valves & Related	48	Loading: Tube	74
Cylinder Heads: Valves & Related	49	Unloading: Auger	74
Flywheels & Ring Gears: Pilot Bearings	50	Unloading: Extensions	76
Flywheels & Ring Gears: Ring Gears	50	Unloading: Gear Box	76
Ignition: Distributor & Related	50	Unloading: Shafts, Sprockets, Pulleys, Drives	76
Ignition: Magneto & Related	51	Unloading: Tube	78
Lubrication System: Gaskets	51	Combine: Hydraulics	79
Lubrication System: Oil Pumps	51	Cylinders: Concave Adjusting	79
Lubrication System: Oil Pumps	52	Cylinders: Header Lift	79
Mufflers & Components: Mufflers	52	Cylinders: Unload Swing	79
Combine: Feeder House	52	Pump: Assembly	79
Assemblies & Sheet Metal: Cover	52	Pump: Drives, Couplers, Hubs & Pulleys	79
Assemblies & Sheet Metal: Floor	52	Pump: Repair Parts	79
Assemblies & Sheet Metal: Plate	53	Combine: Operators Station / Cab	79
Drives: Idlers	53	Air Conditioning / Heating: Auxiliary Heaters	79
Drives: Idlers	54	Air Conditioning / Heating: Blower Motors	80
Drives: Pulleys & Sprockets	54	Air Conditioning / Heating: Compressors	80
Drives: Supports	55	Air Conditioning / Heating: Condensers	81
Grain Conveyor: Chains	55	Air Conditioning / Heating: Evaporators	81
Grain Conveyor: Drums	56	Air Conditioning / Heating: Expansion Valves	82
Grain Conveyor: Shafts	57	Air Conditioning / Heating: Lines & Fittings	82
Grain Conveyor: Sprockets & Tubes	58	Air Conditioning / Heating: Receiver/Driers	82
Reverser: Gear Box	59	Air Conditioning / Heating: Switches/Electrical	83
Reverser: Gears	59	Cab: Foam Kits, Headliners, Floor Mats	83
Reverser: Related Parts	60	Cab: Glass	86
Reverser: Shafts	61	Console: Gauges	86
Combine: Feeder House	62	Console: Steering Wheels	86
Reverser: Shafts	62	Electronics: Cameras & Related	86
Rock Trap: Door	62	Mirrors: Mirrors	86
Rock Trap: Shafts	62	Seats: Cushions	86
Combine: Filters	62	Combine: Rear Axle & Steering	87
Filters: Engine Oil	62	Axle: Support	87
Filters: Fuel	62	Hubs & Related: Hubs	87
Combine: Fuel System	62	Spindles & Knees: Bushings & Bearings	87
Fuel Tank & Related: Fuel Pumps	62	Spindles & Knees: Spindles	87
Fuel Tank & Related: Fuel Tanks	62	Steering: Steering Arms	88
Injection Pumps & Related: Injectors	62	Steering: Steering Cylinders	88
Combine: Fuel System	63	Steering: Tie Rods & Related	88
Injection Pumps & Related: Injectors	63	Combine: Rear Axle & Steering	89
Injection Pumps & Related: Lines & Fittings	63	Steering: Tie Rods & Related	89
Combine: Grain Handling	63	Combine: Rims, Tires & Tracks	89
Elevators: Augers	63	Front: Rims	89
Combine: Grain Handling	64	Front: Spacers	89

# Table of Contents

## Categorized Listing

Rear: Rims	89	Stalk Stompers: Related Parts	109
Combine: Separating	89	Corn Head: Header/Row Unit Drive	109
Beater: Shafts & Parts	89	Main Drive: Chains	109
Combine: Separating	90	Main Drive: Covers	109
Beater: Shafts & Parts	90	Main Drive: Related Parts	109
Chaffers & Sieves: Adjusters	90	Main Drive: Sprockets	109
Chaffers & Sieves: Chaffers (Top & Middle)	90	PTO: Related Parts	109
Chaffers & Sieves: Chaffers (Top & Middle)	91	PTO: Shafts	109
Chaffers & Sieves: Frames	93	PTO: Shafts	110
Chaffers & Sieves: Hanger Arms & Bushings	93	Row Unit Drive: Couplers	110
Chaffers & Sieves: Hanger Arms & Bushings	94	Row Unit Drive: Related Parts	110
Chaffers & Sieves: Repair Parts	94	Row Unit Drive: Shafts	110
Chaffers & Sieves: Sieves (Bottom)	94	Row Unit Drive: Slip Clutches	110
Cleaning Fan: Blades	95	Corn Head: Miscellaneous	110
Cleaning Fan: Housing, Frame & Supports	95	Consumables: Common Nuts and Bolts	110
Cleaning Fan: Shafts	95	Corn Head: Row Unit	110
Cleaning Fan: Sheaves & Pulleys	96	Complete Row Unit: Assemblies; Complete	110
Drives: Chaffers	97	Corn Head: Row Unit	111
Drives: Cleaning Fan	97	Complete Row Unit: Assemblies; Complete	111
Drives: Cleaning Shoe	97	Deck Plates: Deck Plates	111
Drives: Sieves	98	Deck Plates: Related Parts	112
Drives: Walkers	98	Frame: Frame Parts	112
Shoe: Augers	98	Frame: Skid Shoe	112
Shoe: Pans	99	Gathering Chain: Gathering Chains & Related Parts	112
Shoe: Pans	100	Gathering Chain: Gathering Chains & Related Parts	113
Shoe: Sprockets	100	Gearboxes: Repair Parts	113
Walkers: Bearing Blocks	100	Gearboxes: Row Unit Picker Box	114
Walkers: Crankshafts	100	Knife Roller: Fluted Roll	114
Walkers: Straw Walkers	100	Knife Roller: Knives & Stripper Plates	115
Combine: Threshing	100	Knife Roller: Related Parts	115
Accelerator Roll: Shaft	100	Stalk Chopper: Stalk Chopper Parts	115
Beater: Blades	100	Corn Head: Row Unit Cover	115
Beater: Wear Plates	101	Complete Poly Kits: 20"/22" Row Spacing	115
Concaves: Cover Plates	101	Complete Poly Kits: 30" Row Spacing	115
Concaves: Grates	101	Complete Poly Kits: 36" Row Spacing	116
Concaves: Large Grain	102	Inner: Complete Inner Divider Assemblies	116
Concaves: Shock Kits	102	Inner: Complete Inner Snout Assemblies	116
Concaves: Small Grain	102	Inner: Ear Savers	116
Concaves: Small Grain	103	Inner: Inner Divider Spare Parts	116
Concaves: Supports	103	Inner: Inner Snout Spare Parts	117
Cylinder: Bars & Tines	103	Inner: Points	117
Combine: Threshing	105	Outer: Complete Outer Fender Assemblies	117
Cylinder: Bars & Tines	105	Outer: Complete Outer Snout Assemblies	118
Cylinder: Shaft	105	Outer: Ear Savers	118
Drive: Gear Box	106	Outer: Outer Snout Spare Parts	118
Drive: Related Parts	106	Cotton Picker: Air System	118
Drive: Shafts	106	Fan: Fan Parts	118
Drive: Sheaves	107	Cotton Picker: Basket, Body, & Tanks	118
Rotor: Bars & Tines	107	Basket: Augers	118
Rotor: Front	107	Body & Shields: Side Panels	118
Corn Head: Auger	108	Cotton Picker: Belts	119
Cross Augers: Chain Drive	108	Belts: Engine Compartment	119
Cross Augers: Related Parts	108	Cotton Picker: Cooling System	119
Corn Head: Frame	108	Fan: Spacers	119
Attaching: Wedge Kits	108	Intercooler: Assemblies	119
Main Frame: Auger Trough	108	Oil Coolers: Engine Oil Coolers	119
Stalk Stompers: Assembly	108	Radiator: Hoses	119

# Table of Contents

## Categorized Listing

Radiator: Radiators, Cores, & Tanks	119	Doffer Stacks: Doffers	137
Radiator: Related Parts	119	Moisture Column: Moisture Column Related	137
Thermostats: Gaskets	119	Moisture Column: Moisture Pads	137
Thermostats: Thermostats	120	Picker Bars: Spindles & Related	137
Water Pumps and Related Parts: Pulleys	120	Cotton Picker: Hydraulics	137
Water Pumps and Related Parts: Related Parts	120	Cylinders: Basket	137
Water Pumps and Related Parts: Repair Kits	120	Pumps & Motors: Assemblies	137
Water Pumps and Related Parts: Water Pumps	121	Pumps & Motors: Drives & Couplers	138
Cotton Picker: Drive Train	121	Pumps & Motors: Repair Parts	138
Axle: Drive Shafts & Couplers	121	Tanks, Lines & Hoses: Lines & Hoses	138
Brakes: Shoes & Discs	121	Cotton Picker: Operators Station / Cab	138
Final Drive: Assembly	121	Air Conditioning / Heating: Auxiliary Heaters	138
Final Drive: Bearings & Seals	122	Air Conditioning / Heating: Blower Motors	138
Final Drive: Pinion	122	Air Conditioning / Heating: Compressors	139
Final Drive: Spindle/Axle	122	Air Conditioning / Heating: Condensers	139
Hydrostat: Assembly	122	Air Conditioning / Heating: Evaporators	139
Hydrostat: Related Parts	122	Air Conditioning / Heating: Expansion Valves	139
Cotton Picker: Electrical	122	Air Conditioning / Heating: Lines & Fittings	140
Alternator: Assembly	122	Air Conditioning / Heating: Receiver/Driers	140
Alternator: Voltage Regulator	123	Air Conditioning / Heating: Switches/Electrical	140
Lights: Headlamps & Work lights	123	Cab: Foam Kits, Headliners, Floor Mats	140
Lights: Warning Lamps	124	Cab: Glass	142
Starter: Assembly	124	Electronics: Cameras & Related	142
Starter: Drive	124	Electronics: Radios & Speakers	142
Starter: Solenoid	124	Seats: Cushions	142
Cotton Picker: Engines & Related Parts	125	Cotton Picker: Rear Axle & Steering	142
Air Cleaners: Assemblies	125	Axle: Bolsters & Pivot Plates	142
Blocks & Components: Camshafts & Related	125	Hubs & Related: Bearings & Seals	142
Blocks & Components: Connecting Rods & Related	125	Hubs & Related: Hubs	143
Blocks & Components: Crankshafts & Related	127	Spindles & Knees: Bushings, Bearings & Thrust Washers	143
Blocks & Components: Cylinder Kits & Components	129	Spindles & Knees: Spindles	143
Blocks & Components: Gaskets	130	Steering: Steering Arms	143
Blocks & Components: Manifolds	132	Steering: Steering Cylinders	143
Blocks & Components: Turbos	132	Steering: Tie Rods & Related	143
Cylinder Heads: Bolts	132	Cotton Picker: Rims, Tires & Tracks	144
Cylinder Heads: Gaskets	133	Front: Rims	144
Cylinder Heads: Valves & Related	133	Front: Spacers	144
Flywheels & Ring Gears: Ring Gears	135	Cultivator: Wheels & Rims	144
Ignition: Distributor & Related	135	Wheels: Gauge, Tires, & Bearings	144
Ignition: Magneto & Related	135	Disc: Frame & Hitch	144
Lubrication System: Gaskets	135	Frame: Main	144
Lubrication System: Oil Pumps	135	Disc: Gang	144
Mufflers & Components: Mufflers	136	Gang: Axle	144
Cotton Picker: Filters	136	Gang: Bearing	145
Filters: Fuel	136	Gang: Disc	145
Cotton Picker: Fuel System	136	Gang: Scraper	145
Fuel Tank & Related: Fuel Pumps	136	Forge Harvester Head: Cutter Bar	145
Injection Pumps & Related: Injectors	136	Cutter Bar: Knives	145
Injection Pumps & Related: Lines & Fittings	136	Forge Harvester: Belts / Chains	145
Cotton Picker: Heads	136	Belts / Chains: Belts	145
Cabinet & Lift: Cabinet	136	Forge Harvester: Chute	145
Cabinet & Lift: Grid Bars & Related	136	Chute: Power Feed Roller	145
Cabinet & Lift: Panels	136	XXX: XXX	145
Cabinet & Lift: Pressure Doors	136	Forge Harvester: Cooling System	146
Cabinet & Lift: Stalk Lifter & Related	136	Oil Coolers: Engine Oil Coolers	146
Cabinet & Lift: Suction Doors	137	Radiator: Hoses & Clamps	146
Doffer Stacks: Complete Doffer Stacks	137		



# Table of Contents

## Categorized Listing

Thermostats: Gaskets	146	Steering: Tie Rods & Related	153
Water Pump & Manifolds: Gaskets & Seals	146	Forage Harvester: Unloading	153
Water Pump & Manifolds: Pulleys	146	Discharge Channel: Swivel	153
Water Pump & Manifolds: Repair Kits	146	XXX: XXX	153
Water Pump & Manifolds: Water Pumps	146	Grain Head: Auger / Draper Belt	153
Forage Harvester: Cutter head	146	Cross Auger: Auger	153
Drive: Related Parts	146	Cross Auger: Bearings	153
Forage Harvester: Cutter head	147	Cross Auger: Fingers, Guides, Clips, etc.	153
Drive: Related Parts	147	Grain Head: Auger / Draper Belt	154
Forage Harvester: Drive Train	147	Cross Auger: Fingers, Guides, Clips, etc.	154
Axle: Drive Shafts & Couplers	147	Draper Belt: Belt	154
Clutch: Clutch Discs	147	Grain Head: Auger / Draper Belt	155
Final Drive: Pinion	147	Draper Belt: Belt	155
Final Drive: Spindle / Axle	147	Grain Head: Cutter Bar	155
Hydrostat: Assemblies	147	Guards: Guards	155
Hydrostat: Related Parts	147	Guards: Hold Downs	155
Hydrostat: Shafts	147	Guards: Wear Plates	156
Transmission: Shafts	147	Sickles: Hardware	156
Transmission: Shafts	148	Sickles: Knife Head	156
Forage Harvester: Electrical	148	Sickles: Knife Sections	156
Alternator: Voltage Regulator	148	Sickles: Sickle Assemblies	157
Lights: Bulbs	148	Grain Head: Drives	159
Lights: Headlamps & Work Lights	148	Drives: Belts	159
Starter: Assembly	148	Drives: Shafts	159
Forage Harvester: Engines & Related Parts	148	Grain Head: Electrical	159
Assemblies: Short Blocks	148	Electrical: Lights	159
Blocks & Components: Camshafts & Related	148	Grain Head: Non-Draper Belts	159
Blocks & Components: Connecting Rods & Related	148	Non-Draper Belts: All Non-Draper Belts	159
Blocks & Components: Crankshafts & Related	148	Grain Head: Reel	159
Forage Harvester: Engines & Related Parts	149	Reel: Complete Assemblies	159
Blocks & Components: Crankshafts & Related	149	Reel: Cylinders	159
Blocks & Components: Cylinder Kits & Components	149	Grain Head: Reel	160
Blocks & Components: Gaskets	149	Reel: Cylinders	160
Forage Harvester: Engines & Related Parts	150	Reel: Reel Bushings	160
Blocks & Components: Gaskets	150	Reel: Reel Teeth	160
Blocks & Components: Turbo	150	Reel: Related Parts	160
Cylinder Heads: Valves & Related	150	Reel: Related Parts	161
Flywheels & Ring Gears: Ring Gears	150	Grain Head: Sheet Metal	161
Forage Harvester: Fuel System	151	Sheet Metal: Dividers	161
Injection Pumps & Related: Injectors	151	Sheet Metal: Floor	161
Forage Harvester: Operators Station / Cab	151	Grain Head: Skids	161
Air Conditioning / Heating: Blower Motors	151	Skids: Poly	161
Air Conditioning / Heating: Compressors	151	Grain Head: Wobble Box	162
Air Conditioning / Heating: Condensers	151	Wobble Box: Arm	162
Air Conditioning / Heating: Switches / Electrical	151	Wobble Box: Assembly	163
Air Conditioning / Heating: Switches / Electrical	152	Wobble Box: Bracket	163
Cab / Open Station: Glass	152	Wobble Box: Gear Box Components	163
Electronics: Radios & Speakers	152	Wobble Box: Mounting Kits & Parts	164
Seats: Cushions	152	Wobble Box: Pulleys	164
Forage Harvester: PTO	152	Mower: Mower Parts	164
PTO: Shafts	152	Mower Parts: All Mower Parts	164
Forage Harvester: Rear Axle & Steering	152	Planter: Electrical	165
Axle: Pivot Pins	152	Monitors: Monitors	165
Hubs & Related: Bearings & Seals	152	Monitors: Mounts, Miscellaneous	165
Spindles & Knees: Spindles	152	Monitors: Radar	165
Forage Harvester: Rear Axle & Steering	153	Sensors: Adapters, Couplers, etc.	165
Spindles & Knees: Spindles	153		

# Table of Contents

## Categorized Listing

Sensors: Sensors	165	Lights: Bulbs	172
Sensors: Testers	166	Lights: Headlamps & Work Lights	172
Wiring Harness: Complete Wiring Harnesses	166	Skid Steer / Loader: Engines & Related Parts	172
Planter: Electrical	167	Blocks & Components: Connecting Rods & Related	172
Wiring Harness: Complete Wiring Harnesses	167	Blocks & Components: Crankshafts & Related	172
Wiring Harness: Connectors	167	Blocks & Components: Cylinder Kits & Components	173
Planter: Fertilizer	167	Blocks & Components: Gaskets	173
Liquid: Squeeze Pump	167	Blocks & Components: Turbos	173
Opener: Disc	167	Cylinder Heads: Gaskets	173
Planter: Frame	167	Ignition: Distributor & Related	173
Drive: Chain	167	Lubrication System: Gaskets	173
Drive: Shaft	167	Skid Steer / Loader: Fuel System	173
Frame: Main	167	Fuel Tank & Related: Fuel Pumps & Parts	173
Planter: Row Cleaners	167	Fuel Tank & Related: Fuel Tanks & Parts	173
Coulter: Blade	167	Skid Steer / Loader: Hydraulics / Remotes	173
Row Cleaner: Hub	167	Hydraulics: Pump Assemblies	173
Planter: Row Unit & Drum	167	Hydraulics: Related Parts	173
Row Unit: Closing Wheel	167	Skid Steer / Loader: Operators Station / Cab	173
Row Unit: Disc	168	Air Conditioning / Heating: Compressors	173
Row Unit: Drive	168	Cab / Open Station: Glass	174
Row Unit: Frame	168	Console: Gauges	174
Row Unit: Gauge Wheel	168	Seats: Assemblies	174
Row Unit: Press Wheel	169	Skid Steer / Loader: Rims, Tires & Tracks	174
Row Unit: Pressure Spring	169	Rims: Closed Center Rims	174
Row Unit: Seed Box	169	Skid Steer / Loader: Transmission	174
Row Unit: Seed Tube	169	Packs: Clutch Pack Parts	174
Row Unit: Seed Tube	170	Skid Steer / Loader: Wheel Drive Axle and Steering	174
Row Unit: Shank	170	Hubs & Related: Bearings & Seals	174
Planter: Wheels & Rims	170	Sprayer: Axle & Steering	174
Wheel: Hub	170	Steering: Tie Rods	174
Plow: Bottom	170	Sprayer: Boom	174
Bottom: Moldboards & Bolts	170	Frame: Folding	174
Skid Steer / Loader: Brakes	170	Frame: Pivot	174
Brakes: Brake Related Parts	170	Sprayer: Cooling System	174
Skid Steer / Loader: Cooling System	170	Intercooler: Assemblies	174
Intercooler: Assemblies	170	Oil Coolers: Hydraulic Oil Coolers	174
Oil Coolers: Engine Oil Coolers	170	Radiator: Radiators, Cores & Tanks	175
Oil Coolers: Hydraulic Oil Coolers	170	Thermostats: Gaskets	175
Radiator: Hoses & Clamps	170	Water Pumps & Manifolds: Pulleys	175
Radiator: Radiators, Cores, & Tanks	170	Sprayer: Drive Train	175
Radiator: Related Parts	170	Clutch: Bearings & Bushings	175
Skid Steer / Loader: Cooling System	171	Clutch: Clutch Discs	175
Radiator: Related Parts	171	Clutch: Pressure Plates	175
Thermostats: Thermostats	171	Drive Pump/Hydrostat: Assembly	176
Water Pump & Manifolds: Pulleys	171	Gearcase/Wheel: Bull Gear	176
Water Pump & Manifolds: Related Parts	171	Gearcase/Wheel: Planetary	176
Water Pump & Manifolds: Repair Kits	171	Sprayer: Electrical	176
Water Pump & Manifolds: Water Pumps	171	Alternator: Assembly	176
Skid Steer / Loader: Drive Axles / Differentials / Front & Rear End	171	Lights: Headlamps & Work lights	176
Axle: Axle Shafts	171	Starter: Assembly	176
Axle: Housings	171	Sprayer: Engines & Related Parts	177
Axle: Related Parts	172	Blocks & Components: Crankshafts & Related	177
Skid Steer / Loader: Electrical	172	Blocks & Components: Cylinder Kits & Components	177
Alternator: Assemblies	172	Blocks & Components: Gaskets	177
Alternator: Voltage Regulators	172	Blocks & Components: Turbos	177
		Ignition: Distributor & Related	177

# Table of Contents

## Categorized Listing

Sprayer: Hydraulics	177	Sheet Metal: Side Screens	206
Cylinders: Boom	177	Sheet Metal: Tool Boxes	207
Pumps & Motors: Assemblies	177	Sheet Metal: Tool Boxes	208
Valves: Main Control	177	Steps: Steps	208
Sprayer: Operators Station/Cab	177	Weights: Brackets, Retainers, etc.	209
Air Conditioning / Heating: Blower Motors	177	Weights: Brackets, Retainers, etc.	210
Air Conditioning / Heating: Compressors	177	Weights: Front/Frame Weights	210
Air Conditioning / Heating: Condensers	177	Weights: Weight Boxes & Related	210
Air Conditioning / Heating: Evaporators	178	Weights: Wheel Weights	210
Cab: Ladder	178	Tractor: Brakes	210
Sprayer: Sheet Metal	178	Brakes: Brake Related Parts	210
Engine: Screens, Front & Side	178	Brakes: Discs & Plates	211
Shield: Wheel	178	Brakes: Discs & Plates	212
Sprayer: Tank	178	Brakes: Drums	212
Spray Tank: Related Parts	178	Brakes: Housings	212
Spray Tank: Tank	178	Brakes: Pedals & Related Parts	212
Tractor: 2 Wheel Drive Front Axle and Steering	178	Brakes: Shoes & Pads	212
Axle: Assemblies	178	Brakes: Valves	213
Axle: Bolsters & Pivot Plates	178	Tractor: Cooling System	214
Axle: Center Tubes & Housings	179	Fan: Fans	214
Axle: Stay Rods	179	Fan: Shrouds	214
Hubs & Related: Bearings & Seals	180	Intercooler: Assemblies	214
Hubs & Related: Bearings & Seals	181	Oil Coolers: Engine Oil Cooler	214
Hubs & Related: Caps, Bolts, Clamps, Nuts	181	Oil Coolers: Hydraulic Oil Cooler	215
Hubs & Related: Hubs	181	Radiator: Hoses	216
Hubs & Related: Hubs	182	Radiator: Radiators, Cores, & Tanks	218
Spindles & Knees: Bushings, Bearings & Thrust Washers	182	Radiator: Related Parts	221
Spindles & Knees: Knees	183	Thermostats: Gaskets	223
Spindles & Knees: Spindles	183	Thermostats: Gaskets	224
Steering Arms & Tie Rods: Steering Arms	185	Thermostats: Thermostats	224
Steering Arms & Tie Rods: Tie Rods & Drag Links	187	Water Pump & Manifolds: Gaskets	224
Steering Pumps, Motors, Gear Boxes, etc.: Power Steering Cylinders & Related	195	Water Pump & Manifolds: Gaskets	225
Steering Pumps, Motors, Gear Boxes, etc.: Power Steering Cylinders & Related	196	Water Pump & Manifolds: Pulleys	225
Steering Pumps, Motors, Gear Boxes, etc.: Power Steering Parts	196	Water Pump & Manifolds: Related Parts	226
Steering Pumps, Motors, Gear Boxes, etc.: Power Steering Pumps & Related	196	Water Pump & Manifolds: Repair Kits	226
Steering Pumps, Motors, Gear Boxes, etc.: Power Steering Pumps & Related	197	Water Pump & Manifolds: Water Manifolds	226
Steering Pumps, Motors, Gear Boxes, etc.: Steering Gear Boxes & Parts	197	Water Pump & Manifolds: Water Pumps	226
Tractor: Belts	197	Water Pump & Manifolds: Water Pumps	227
Belts: All Belts	197	Tractor: Drive Axles / Differentials / Front & Rear End	229
Tractor: Body & Sheet Metal	198	Axle: Axle Shafts	229
Decals / Emblems: Decals & Warning Labels	198	Axle: Complete FWA Axles	229
Decals / Emblems: Emblems, Badges, & Moldings	200	Axle: Driveshafts & Related	229
Frame: Side Frame Rails	200	Axle: Housings	229
Sheet Metal: Battery Boxes	200	Axle: Planetary Related Parts	230
Sheet Metal: Battery Boxes	201	Axle: Related Parts	231
Sheet Metal: Covers & Shields	201	Axle: Related Parts	233
Sheet Metal: Fenders	202	Axle: Ring Gears	233
Sheet Metal: Grilles	204	Differential: Assemblies	234
Sheet Metal: Hoods	204	Differential: Discs & Plates	234
Sheet Metal: Side Panels	205	Differential: Related Parts	234
		Differential: Ring Gear & Pinions	234
		Transfer Cases: Transfer Case Parts	234
		Tractor: Electrical	234
		Alternator: Assembly	234
		Alternator: Pulley	235
		Alternator: Voltage Regulator	235
		Lights: Bulbs	235



# Table of Contents

## Categorized Listing

Lights: Headlamps & Work lights	238	Fuel Tank & Related: Fuel Lines & Fittings	290
Lights: Switches	240	Fuel Tank & Related: Fuel Pumps	290
Lights: Warning Lamps	241	Fuel Tank & Related: Fuel Sending Units	292
Module: Other	242	Fuel Tank & Related: Fuel Tanks & Parts	292
Starter: Assembly	242	Tractor: Fuel System	293
Starter: Drive	244	Fuel Tank & Related: Fuel Tanks & Parts	293
Starter: Related Parts	244	Injection Pumps & Related: Injectors	293
Starter: Solenoid	244	Injection Pumps & Related: Injectors	294
Starter: Switch	245	Injection Pumps & Related: Lines & Fittings	294
Wiring Harness: Main	245	Miscellaneous: Choke	294
Wiring Harness: Other	245	Miscellaneous: Throttle	294
Wiring Harness: Other	246	Tractor: Hydraulics / Remotes	295
Tractor: Engines & Related Parts	246	Hydraulics: Drives & Couplers	295
Air Cleaners: Assemblies	246	Hydraulics: Pump Assemblies	296
Air Cleaners: Related Parts	246	Tractor: Hydraulics / Remotes	297
Blocks & Components: Blocks, Timing, and Related	246	Hydraulics: Pump Assemblies	297
Blocks & Components: Blocks, Timing, and Related	247	Hydraulics: Repair Parts	298
Blocks & Components: Camshafts & Related	247	Remotes / Couplers: Hydraulic Couplers	302
Blocks & Components: Connecting Rods & Related	248	Remotes / Couplers: Hydraulic Couplers	303
Blocks & Components: Crankshafts & Related	253	Remotes / Couplers: Remote Valve Assemblies	303
Blocks & Components: Cylinder Kits & Components	260	Remotes / Couplers: Remote Valve Parts	304
Blocks & Components: Gaskets	264	Tanks, Lines, Hoses, Attenuators, Miscellaneous:	
Blocks & Components: Gaskets	267	Attenuators	305
Blocks & Components: Manifolds	269	Tanks, Lines, Hoses, Attenuators, Miscellaneous: Lines	
Blocks & Components: Turbos	270	Hoses, & Fittings	305
Blocks & Components: Turbos	271	Tractor: Operators Station / Cab	306
Cylinder Heads: Bolts	271	Air Conditioning / Heating: Auxiliary Heaters	306
Cylinder Heads: Bolts	272	Air Conditioning / Heating: Blower Motors	306
Cylinder Heads: Cylinder Head Assemblies	272	Air Conditioning / Heating: Compressors	307
Cylinder Heads: Gaskets	273	Air Conditioning / Heating: Condensers	308
Cylinder Heads: Valves & Related	274	Air Conditioning / Heating: Conversion Kits	309
Cylinder Heads: Valves & Related	277	Air Conditioning / Heating: Evaporators	309
Flywheels & Ring Gears: Flywheels	278	Air Conditioning / Heating: Expansion Valves	309
Flywheels & Ring Gears: Pilot Bearings	278	Air Conditioning / Heating: Lines & Fittings	310
Flywheels & Ring Gears: Ring Gears	278	Air Conditioning / Heating: Receiver/Driers	311
Ignition: Distributor & Related	279	Air Conditioning / Heating: Switches/Electrical	312
Ignition: Distributor & Related	280	Cab / Open Station: Doors & Related	313
Ignition: Magneto & Related	281	Cab / Open Station: Foam Kits, Headliners, Floor	
Ignition: Sparkplugs/Glowplugs	282	Mats	314
Lubrication System: Gaskets	282	Cab / Open Station: Glass	319
Lubrication System: Gaskets	283	Cab / Open Station: Mounts	323
Lubrication System: Oil	283	Cab / Open Station: Platform	323
Lubrication System: Oil Pan & Related	283	Cab / Open Station: Roofs	324
Lubrication System: Oil Pumps	283	Cab / Open Station: ROPS	324
Lubrication System: Oil Pumps	284	Console: Gauges	324
Mufflers & Components: Clamps	284	Console: Steering Wheels	327
Mufflers & Components: Exhaust Pipes	284	Electronics: Cameras & Related	328
Mufflers & Components: Mufflers	285	Electronics: Radios & Speakers	328
Mufflers & Components: Rain Caps	288	Mirrors: Mirrors	328
Tractor: Filters	288	Seats: Arm Rests	329
Filters: Engine Air	288	Seats: Assemblies	330
Filters: Engine Oil	288	Seats: Cushions	332
Filters: Fuel	288	Seats: Suspensions	335
Tractor: Fuel System	288	Tractor: Rockshaft & Hitch	337
Carburetors & Parts: Carburetor Assemblies	288	Drawbar: Drawbars	337
Carburetors & Parts: Carburetor Parts	288	Drawbar: Hammer Straps	338
Carburetors & Parts: Carburetor Repair Kits	289	Drawbar: Hammer Straps	339

# Table of Contents

## Categorized Listing

Drawbar: Related Parts	339
Drawbar: Related Parts	340
Drawbar: Supports	340
Drawbar: Supports	341
Hitch Arms & Cylinders: Center Links	341
Hitch Arms & Cylinders: Lift Arms	343
Hitch Arms & Cylinders: Lift Assist Cylinders	344
Hitch Arms & Cylinders: Pull Arms	344
Hitch Arms & Cylinders: Pull Arms	345
Hitch Kits: Quick Hitches & Parts	345
Load Control: Related Parts	346
Load Control: Related Parts	347
Load Control: Shafts	347
Load Control: Shafts	348
Rockshaft: Lift Arms	348
Rockshaft: Related Parts	348
Sway Blocks & Limiters: Sway Blocks	348
Tractor: Transmission / Clutch / PTO / TA	349
Belt Pulley: Belt Pulley Parts	349
Clutch: Actuating	349
Clutch: Bearing & Bushings	350
Clutch: Clutch Discs	351
Clutch: Clutch Kits	354
Clutch: Housings	354
Clutch: Pedals & Related Parts	355
Clutch: Pressure Plates	355
Packs: Assemblies	356
Packs: Brake Pack Parts	358
Packs: Clutch Pack Parts	359
Packs: Hi-Lo Pack Parts	362
Packs: Quad Pack Parts	362
PTO: Gears	362
PTO: Related Parts	363
PTO: Shafts	364
Transmissions: Gears	366
Transmissions: Related Items	366
Transmissions: Shafts	368
Tractor: Wheels, Rims, Tires & Tracks	368
Duals: Dual Hubs	368
Duals: Dual Rims	369
Rims: Closed Center Rims	369
Rims: Loop Rims	370
Rims: Open Center Rims	371
Rims: Power Adjust / Spin Out Rims	372
Wheels: Bolts, Bushings, Clamps, Miscellaneous	373
Wheels: Lugs	373
Wheels: Pressed Steel Centers	373
Wheels: Wedges	373
Windrower: All Windrower Parts	373
All Windrower Parts: All Windrower Parts	373

---

**Baler / Swather: Belts**

**Belts: All Belts**

<b>Order No: WN-1000903</b>	
Description	Retail
Canvas, Draper Platform, Narrow Applications: 118, 215A, 800, 830, 880, 2250, 2270 Features: 40" x 134", Wood Cleat, for Self Propelled 14' Platforms	\$219.00


**Order No: WN-1002940**

Description	Retail
 Upper Baler Belt Applications: 430, 435, 466, 467, 468, 530, 535, 566, 567 Features: 7"x525", 3 Ply Diamond w/ Heavy Plate Fastener	\$311.00

**Order No: WN-1008991**

Description	Retail
 Belting, Swather Applications: 2360 Features: 15FT, Raptor, 41.5" X 140", Self Propelled, for 160 Platform	\$285.43

**Order No: WN-1009005**

Description	Retail
 Belt, Swather, Self Propelled Applications: 78, 400, 780, 800, 830, 2250, 2270, 2320, 2420, 4400 Features: 42" X 138", Rub-R-Cleat	\$219.00

**Order No: WN-1009008**

Description	Retail
Swather Belting Applications: 2250, 2270, 2320, 2420, 78, 780, 800, 830 Features: Use WN-1009008 (2250, 2270, 2320, 2420, 78, 780, 800 all self propelled, Year 1978-), (78, 780 both self propelled), (800, 830 both self propelled, w/ twin swath)	\$323.26

**Order No: WN-1009142**

Description	Retail
Swather Belt, Self-Propelled Applications: 118, 215A, 2250, 2270, 800, 830, 880 Features: 40" X 86", Recessed Cleats 118, 215A, 2250, 2270, 800, 830, 880 All For Self Propelled W/Narrow Platform.	\$164.00

**Order No: WN-1012437**

Description	Retail
Belt, Baler Applications: 468, 469, 568, 569 Features: 7" X 524", 3-Ply Diamond, Mato Clips	\$310.00


**Order No: WN-1012438**

Description	Retail
Belt, Baler Applications: 468, 469, 568, 569 Features: 7" X 529-1/2", 3 Ply Diamond, Mato Clips	\$313.00

**Order No: WN-AE37043**

Description	Retail
Belt, Swather, Self Propelled Applications: 78, 780, 800, 2250, 2240, 2280, Features: 40" X 108" Recessed Cleats	\$187.00

**Order No: WN-AE53296**

Description	Retail
 Belt, Baler Applications: 430, 435, 466, 467, 468, 468S, 530, 535, 566, 567 Features: 7" X 531", 3 Ply Diamond w/ Heavy Plate Fastener	\$314.00

**Order No: WN-CC26949**

Description	Retail
Belt Applications: 1350, 1360, 1460, 1470 Features: 3 Groove	\$103.00

**Order No: WN-E48063**

Description	Retail
 Belt, Variable Drive Applications: 800, 830 Features: 1" X 64.24"	\$35.23


**Order No: WN-R97758**

Description	Retail
Wedge Belt Applications: 820, 830, 1020, 1520, 1530, 2020, 2030, 2040, 2270, 2280, 2420, 2440, 2250, 2270, 2320, 2420, 301A, 302, 302A, 401 Features: LP Length 49" OC Length 49.64" 820 S/N 75345-, 2030 Diesel, 2040 S/N -349999	\$17.48

**Baler / Swather: Cooling System**

**Water Pump & Manifolds: Water Pumps**

**Order No: WN-RE19944**

Description	Retail
 Water Pump Applications: 1020, 1520, 1530, 2020, 2030, 2440, 2040, 2240, 2280, 2420, 301A, 440, 820, 830 Features: (1020, 1520, 1530, 2020, 2030, 2440, All Diesel), (2040, 2240, All Diesel S/N -349999), (820, 830, All 3 Cyl Diesel Eng)	\$130.00

**Baler / Swather: Cutter Bar**

**Sickles: Sickle Assemblies**

**Order No: WN-S35-2542**

Description	Retail
Sickle Assembly Applications: 224, 924 Features: 24 FT, 924 SN -635100	\$431.00

**Baler / Swather: Drive Axles / Differentials / Front & Rear End**

**Axle: Driveshafts & Related**


**Order No: WN-14603558**

Description	Retail
PTO, Drive Line, Shaft Applications: 566, 567 Features: Front Half, 80 Degree CV, 1-3/8", 21 Splines	\$900.00


**Order No: WN-15503506**

Description	Retail
Shaft, Drive, Front Applications: 535 Features: 80 Degree Constant Velocity, 6 Spline Yoke, 27" Long	\$692.90


**Order No: WN-AE74042**

Description	Retail
 Driveline, Front Half Applications: 447, 457, 457S, 467, 467S, 547, 557, 567, 468, 568 Features: CV w/ Female Tube, 35 Series, Cat 5, 1000 RPM (447, 457, 457S, 467, 467S, 547, 557, 567 all s/n Late S/N), (468, 568 both s/n -342250)	\$778.51

**Order No: WN-AE74294SPL**

Description	Retail
 Driveline, Complete Applications: 435, 446, 447, 456, 457, 466, 467, 467S, 535, 546, 547, 556, 557, 566, 567 Features: Wscheid 2480, CV, 45.67" Long, 1-3/8" 6 Spline x 1-3/8" 6 Spline	\$1,090.00

**Order No: WN-AE74295**

Description	Retail
 Driveline, Front Half Applications: 435, 446, 447, 456, 457, 466, 467, 535, 546, 547, 556, 557, 566, 567	\$765.46




**Baler / Swather: Drive Axles / Differentials / Front & Rear End**

**Axle: Driveshafts & Related**


**Order No: WN-AE74295**

Features: Wscheid 2480, CV w/ 27" Male Shaft, 1-38" 21 Spline Yoke

**Order No: WN-AE74295N**

Description	Retail
 Complete Driveline Applications: 435, 446, 447, 456, 457, 466, 467, 467S, 535, 546, 547, 556, 557, 566, 567 Features: Wscheid 2480, CV, 45.67" Long, 1-38" 21 Spline x 1-3/8" 6 Spline Clutch Torque: 1000 nm - 8850 in lbs Length: 45.67" C-to-C Of Cross Bearings Tractor: 1-3/8" 21 Spline Implement: 1-3/8" 6 Spline Clutch	\$1,090.00


**Order No: WN-DT53271**

Description	Retail
 Driveline, Shaft, Tractor Half Applications: 435, 446, 456, 457, 466, 467, 535, 546, 547, 556, 557, 566, 567 Features: 27" Male Shaft, 1-11/16" 20 Spline Shaft, 1-3/8" 6 Spline Yoke, CV 447 S/N -310000, 457 S/N -311000, 467 S/N -312600, 547 S/N -313850, 556, S/N -313850	\$759.56

**Baler / Swather: Electrical**

**Starter: Assembly**


**Order No: WN-RE59588**

Description	Retail
 Starter Applications: 6100D, 6110D, 6115D, 6125D, 6130D, 6140D4890, 4895 Features: 12 Volt, CW, 10 Teeth, Denso, 4039 And 4045 Engines	\$210.00

**Baler / Swather: Engines & Related Parts**


**Assemblies: Short Blocks**

**Order No: WN-AR97708**


Description	Retail
 Water Pump Applications: 1032, 1042, 1052, 1133, 1144, 1630, 2030, 2360, 4039, 4239D, 4239T, 6000, 6100, 6500, 6600, 952 Features: (1032, 1042, 1052, All S/N 788886), 952 S/N 498386	\$130.00

**Ignition: Distributor & Related**

**Order No: WN-21A310**

Description	Retail
 Distributor, Rotor Applications: 323W, 45, 55, 95, 4400, 6602, 7700, 600, 1010, 2010, 3010, 3020, 4000, 4010, 4020, 4230 Features: For DELCO Distributors 1964- 1010 S/N 42001-, 2010 S/N 42001-, 3010 S/N 1E33000-, 4010 S/N 2E29500-	\$3.28


**Order No: WN-21A3R**

Description	Retail
 Distributor, Tune Up Kit, Heavy Duty Applications: 114W, 116W, 323W, 45, 55, 95, 105, A, AO, AR, B, G, M, 40, 50, 60, 70, 320, 330, 420, 430, 440, 520, 530, 620, 630, 720, 730, 1010, 2010, 3010, 4010 Features: 1 Piece Points, Condenser & Rotor for Delco w/ Clip Held Cap	\$9.82

**Baler / Swather: Operators Station / Cab**

**Air Conditioning / Heating: Blower Motors**


**Order No: WN-331839**

Description	Retail
 Cab Blower Motor Applications: 3300, 4400, 6600, 7700, 5200, 5400, 2250, 2270	\$87.75


Features: 12 Volt, 5/16" x 1-1/2" Shaft, Reversible, Sealed

**Air Conditioning / Heating: Compressors**


**Order No: WN-AH169875**

Description	Retail
 Air Conditioning Compressor Applications: 5085M, 5095M, 5105M, 5410, 5420, 5420N, 5510, 5520, 5520N, 6403, 6603, 7200, 7210, 7400, 7410, 7510, 7600, 7610, 7630, 7700, 7710, 7715, 7720, 7730, 7800, 7810, 7815, 7820, 7830, 7920, 7930, 8100, 8100T, 8110, 8110T, 8120, 8120T, 8130, 8200, 8200T, 8210, 8210T, 8220, 8220T, 8225R Features: Nippondenso, With Clutch Voltage 12 8230, 8230T, 8245R, 8270R, 8295R, 8295RT, 8300, 8300T, 8310, 8310T, 8320, 8320R, 8320RT, 8320T, 8330, 8330T, 8345R, 8345R, 8345RT, 8400, 8400T, 8410, 8410T, 8420, 8420T, 8430 Model Year 2006 2009, 8430T, 8520, 8520T, 8530, 8630, 9100, 9120, 9220, 9230, 9300T, 9320, 9320T, 9330, 9400T, 9420, 9420T, 9430, 9430T, 9520, 9520T, 9530, 9530T, 9620, 9620T, 9630, 9630T; Additional Models: Fits John Deere Swathers 4895, 4995	\$250.00

**Order No: WN-RE12513**


Description	Retail
 Air Conditioner Compressor Applications: 300D, 310C, 310D, 315C, 315D, 344E, 410B, 410C, 410D, 444D, 444E, 510B, 510C, 510D, 540E, 544D, 544E, 544G, 548E, 610c, 624E, 624G, 640E, 643, 643D, 644D, 644E, 644G, 648E, 740E, 748E, 4435, 7722, 2250, 2355, 2450, 2555, 2650, 2755, 2850, 2855N, 2955, 3050, 3055, 3155, 3255, 3350, 3650, 4050, 4055, 4250, 4255, 4450, 4455, 4555, 4560, 4650, CTS, 4420, 4425, 4755, 4760, 4850, 4955, 4960, 5720, 6620, 6622, 7720, 8450, 8560, 8650, 8760, 8820, 8850, 8960, 9400, 9500, 9500SH, 9600 Features: Nippondenso, Ear Mounting, With New 5.75" Clutch 300D S/N -790702, 310D S/N -790702, 315D S/N -790702, 410D S/N -790702, 510D S/N -790702, 540E S/N -542089, 544G S/N -542069, 548E S/N -542089, 624G S/N -542069, 640E S/N -542089, 643, 643D S/N -792107, 644G S/N -542069, 648E S/N 542089, 740E S/N -542089, 748E S/N -542089, CTS S/N -650401, 1055, 1065 S/N 41201-, 1075 S/N 44137-, 1085 S/N 44137-, 4420 S/N 610101-, 6620 S/N 600001-, 6622 S/N 615401-, 7720 S/N 600001-, 7722 S/N 600001-, 8820 S/N 615401-, 9400 S/N -650101, 9500 S/N - 650201, 9600 S/N -650301	\$325.00

**Order No: WN-RE52508**

Description	Retail
 Air Conditioner, Compressor, Clutch Applications: 644, 644G, 648, 648G, 648H, 650, 650H, 650J, 653, 653E, 653G, 660D, 710, 740, 740G, 748, 748G, 748H, 840, 843, 843G, 843H, 843J, 843K, 848G, 848H, 1850, 2054, 2154, 2154D, 2454, 2454D, 2554, 2954, 2954D, 3754, 3754D, 3430, 3830, 4890, 4895, 4990, 4995, A400, D450, R450 Features: 5.75", 8 Groove	\$130.00

**Air Conditioning / Heating: Expansion Valves**

**Order No: WN-904-617**


Description	Retail
 Expansion Valve Block Style Applications: CTS, CTS II, 9400, 9410, 9450, 9500, 9500SH, 9510, 9510SH, 9550, 9550SH, 9560, 9560SH, 9560STS, 9600, 9610, 9650, 9650CTS, 9650STS, 9660, 310D, 315D, 410D, 510D, 540E, 540G, 544G, 548E, 548G, 624G, 640E, 640G, 644G, 648E, 648G, 710D, 740E, 740G, 748E, 748G Features: Block Valve, 5/8" x5/8" Fitting Fits John Deere Windrowers 4890, 4895, 4990, 4995	\$34.75

John Deere®

**Baler / Swather: Operators Station / Cab**


**Air Conditioning / Heating: Receiver/Driers**

Order No: WN-804-260

Description	Retail
 Air Conditioner, Receiver Drier Applications: 4000, 4020, 4320, 4520, 4620, 5020, 6030, 6120, 6220, 6320, 6420, 6520, 6620, 6820, 6920, 7020, 7220, 7320, 7420, 7520, 482, 499, 699, 9900 Features: 5-1/4" x 3" Diameter, Dual 3/8" Male Flare Fittings 7520 1972-1975	\$21.00

**Seats: Cushions**


Order No: WN-AL39823

Description	Retail
 Seat, Cushion, Bottom Applications: 820, 830, 920, 940, 1020, 1030, 1040, 1120, 1130, 1140, 1520, 1530, 1630, 1640, 1830, 1840, 2030, 2040, 2130, 2140, 2150, 2155, 2240, 2255, 2350, 2355, 2440, 2550, 2555, 2640, 2750, 2755, 2840, 2855N, 2940, 2950, 2955, 3030, 3040, 3130, 3140, 3300, 4400, 7700, 800, 830, 2280, 2320, 2420 Features: Steel Core, 4" Foam Cushion, Yellow, Vinyl	\$134.00


**Baler / Swather: Processors**

**Pick Up: Band Dividers**


Order No: WN-FH311772

Description	Retail
 Center Stripper Pickup Applications: 330, 335, 375, 385, 430, 435, 446, 447, 448, 449, 456, 457, 458, 458S, 459, 466, 467, 468, 468S, 469, 430, 535, 546, 547, 556, 557, 558, 559, 566, 567, 568, 569, 630A, 630B, 640A, 640B, 645A, 645B Features: 13 Gauge, Regular & Mega Wide Pickup	\$22.43

Order No: WN-FH311994


Description	Retail
 Rock Ejector Mega Wide Pickup Stripper Applications: 447, 448, 449, 457, 458, 458S, 459, 467, 468, 468S, 469, 547, 557, 558, 559, 567, 568, 569 Features: 13 Gauge	\$22.43

Order No: WN-FH311995

Description	Retail
 Outer Mega Pickup Stripper Applications: 446, 447, 448, 449, 456, 457, 458, 458S, 459, 466, 467, 468, 468S, 469, 546, 547, 556, 557, 558, 559, 566, 567, 568, 569 Features: 13 Gauge	\$22.43


**Pick Up: Chute**

Order No: WN-AE46606


Description	Retail
 Ball Bearing, Feeder Roller Applications: 9400, 9500, 9501, 9560, 9560STS, 9600, 9660, 9660STS, 9760STS, 9860STS, 330, 335, 375, 385, 430, 435, 446, 447, 448, 456, 457, 458, 458S, 466, 467, 468, 468S, 530, 535, 540, 545, 546, 547, 550, 556, 557, 558, 565, 566, 567, 568, 572, 575, 582, 592 Features: 9400 S/N -640816, 9500 S/N -643457, 9600 S/N -642112, OD: 3.1496", Outer Ring Width: .709", Inner Ring Width: 1.438", Bore Type: Hex, Bore: 1.256", Lube Type: Pre-Lubed, Bearing Type: 3	\$27.00

**Pick Up: Fingers**


Order No: WN-276SE

Description	Retail
 Baler, Tooth, Pickup Applications: 14T, 24T, 214T Features: Tine Length 6.75", Tooth Coil 1.60", Tine Gap 3.812"	\$2.56


Order No: WN-AFH202304

Description	Retail
 Baler, Tooth, Pickup Applications: 446, 447, 448, 456, 457, 458, 466, 467, 468, 546, 547, 556, 557, 558, 566, 567, 568 Features: Square Wire, 4 Per Package With Hardware All For Mega Wide Pickup	\$17.00

Order No: WN-AFH202304N

Description	Retail
 Baler Pickup Tooth Applications: 446, 447, 448, 456, 457, 458, 466, 467, 468, 546, 547, 556, 557, 558, 566, 567, 568, 569 Features: NO Hardware, Sold Individually	\$5.00


Order No: WN-E90235

Description	Retail
 Baler, Tooth, Pickup Applications: 446, 447, 456, 466, 467, 546, 547, 556, 565, 566, 567, 570, 572, 575, 580, 582, 590, 592 Features: Mega Tooth, 2.5" Wide, 7.5" Long	\$5.75

Order No: WN-E90880

Description	Retail
 Pickup Tooth Applications: 446, 447, 448, 449, 456, 457, 458, 458S, 459, 466, 467, 468, 468S, 469, 546, 547, 556, 557, 558, 559, 566, 567, 568, 569 Features: Right Hand Outer, Sold in Packs of 4, Priced Individually All Mega Wide Pickup	\$6.17

Order No: WN-E90881

Description	Retail
 Pickup Tooth Applications: 446, 447, 448, 449, 456, 457, 458, 458S, 459, 466, 467, 468, 468S, 469, 545, 547, 556, 557, 558, 559, 566, 567, 568, 569 Features: Left Hand Outer, Sold in Packs of 4, Priced Individually All Mega Wide Pickup	\$6.17

**Pick Up: Plunger**


Order No: WN-AE49989

Description	Retail
Gear, Jackshaft Applications: 910, 915, 916, 920, 925, 926, 930, 935, 936 Features: 61 Teeth	\$413.26

**Baler / Swather: Rockshaft & Hitch**

**Sway Blocks & Limiters: Sway Blocks**

Order No: WN-AT20168

Description	Retail
 Sway Block, Left, Support Plate Applications: 820, 920, 940, 1020, 1030, 1040, 1120, 1130, 1140, 1350, 1520, 1530, 1550, 1630, 1750, 1850, 1950, 2020, 2030, 2040, 2120, 2150, 2155, 2240, 2255, 2350, 2355, 2440, 2550, 2555, 2630, 2640, 2750, 2755, 8350, 920, 300, 300B, 301, 301A, 302, 302A, 400, 401, 401B, 401C, 401D Features: LH Plate Support	\$45.00

**Combine: Belts**

**Belts: Beater**

Order No: WN-AH139436

Description	Retail
Belt, Beater Drive Applications: T550, T560, T660, W540, W550, W650, W660, 9400, 9410, 9450, 9500, 9500SH, 9501, 9510, 9510SH, 9550, 9550SH, 9560, 9560SH, 9600, 9610, 9640I WTA, 9640WTS, 9650, 9660, 9660I WTS, 9680I WTS, 9680WTS Features: 78.740" Long, .880" Wide, .530" Thick, Set of 2	\$59.18

Order No: WN-AH236689

**Combine: Belts**

**Belts: Beater**

Order No: WN-AH236689

Description	Retail
Discharge Beater Drive Belt Applications: S670, S670HM, S680, S680HM, S690, S690HM Features: Set of 2	\$167.00

Order No: WN-H201596

Description	Retail
Belt, Countershaft Applications: 9860STS, 9650STS, 9660STS, 9750STS, 9760STS, 9860STS Features: Discharge Beater And Chopper	\$187.00

Order No: WN-H86039

Description	Retail
Belt, Rotary Deflector Drive Applications: 3300, 4400, 4420, 6600, 7700 Features: 3300 s/n 100001-, 4400 s/n 101301-, 6600 s/n 105801-, 7700 s/n 111900-	\$15.50

Order No: WN-H96414

Description	Retail
Belt, Beater Applications: 6620, 7720, 8820 Features: Corn and Bean, 100% Beater Speed	\$23.23

Order No: WN-HC0725

Description	Retail
Belt, Beater Drive Applications: 6620, 7720, 8820 Features: 100% Beater Speed for Corn & Beans	\$27.50

Order No: WN-HXE69321

Description	Retail
Discharge Beater Drive Belt Applications: S670, S680, S690	\$210.00

**Belts: Chopper/Spreader**

Order No: WN-H125380

Description	Retail
Belt, Feeder Conveyor Drive Applications: 6600, 6620, 7700, 7720, 8820, 9400, 9410, 9450, 9500, 9510, 9510SH, 9550, 9550SH, 9600, 9610, 9666 Features: Long Feeder House 6620 S/N -403301, 7720 S/N -409101, 8820 S/N -409101	\$83.25

Order No: WN-H125381

Description	Retail
Belt, Chopper Drive Applications: 9501, 9500, 9500SH, 9510, 9510SH, 9600, 9610	\$57.75

Order No: WN-H128234

Description	Retail
Belt, Straw Spreader Applications: 9500, 9500SH, 9501, 9510, 9510SH, 9550, 9550SH, 9560, 9560SH, 9600, 9610, 9650, 9650CTS, 9660	\$42.09

Order No: WN-H157514



Description	Retail
Belt, Straw Chopper Applications: 9560STS, 9650STS, 9650STS, 9660STS, 9750STS, 9760STS	\$101.00

Order No: WN-H157726

Description	Retail
Belt, Chopper Drive Applications: 9450, 9500, 9510, 9550, 9560, 9600, 9610, 9650, 9660 Features: Front, Fine Cut Chopper	\$112.00

Order No: WN-H160654

Description	Retail
Belt, Straw Chopper Drive Applications: 9550, 9550SH, 9560, 9560SH, 9650, 9660 Features: Rear, Standard	\$84.50

Order No: WN-H20407

Description	Retail
Front Straw Chopper Belt Applications: 3300, 4400, 4420, 6601 Features: 7/8"x117"	\$35.37

Order No: WN-H223212

Description	Retail
Belt, Straw Chopper Applications: 9770, 9870	\$168.00

Order No: WN-H22529

Description	Retail
Belt, Straw Chopper Drive Applications: 9610 Features: Rear	\$47.00

Order No: WN-H232997

Description	Retail
Straw Chopper Belt Applications: 9670STS	\$110.00

Order No: WN-H235564

Description	Retail
Belt, Straw Chopper Applications: 9560STS, 9650STS, 9660STS, 9750STS, 9760STS Features: 9650STS s/n 700501-, 9750STS s/n 700601-	\$140.00

Order No: WN-H240972

Description	Retail
Lower Chopper Drive Belt Applications: S650, S660, S670, S670HM, S680, S680HM, S690, S690HM Features: Extra Fine Cut	\$57.00

Order No: WN-H240974

Description	Retail
Chopper Drive, Lower, Belt Applications: S650, S660, S670, S670HM, S680, S680HM, S690, S690HM	\$226.00

Order No: WN-H241212

Description	Retail
Lower Chopper Drive Belt Applications: S650, S660, S670, S680, S690	\$339.00

Order No: WN-H241230

Description	Retail
Upper Chopper Drive Belt Applications: S650, S660, S670, S680, S690	\$343.00

Order No: WN-HC1315

Description	Retail
Belt, Lower Tailings Auger Drive Applications: 6600, 6620, 7700, 8820 Features: 6600 s/n 5001-	\$59.75

Order No: WN-HC1350

Description	Retail
Belt, Chopper Drive, Secondary Countershaft Applications: 3300, 4400, 4420, 6600, 6620, 7700, 7720, 8820	\$51.75

Order No: WN-HC1360



Description	Retail
Belt, Chopper Drive, Front Applications: 6620, 7720 Features: 7/8" x 136"	\$40.50

Order No: WN-HC2120

John Deere®



**Combine: Belts**

**Belts: Chopper/Spreader**

**Order No: WN-HC2120**

Description	Retail
Belt, Straw Chopper Drive Applications: 3300, 4400, 4420 Features: Rear	\$88.50

**Order No: WN-HC2780**

Description	Retail
Belt, Straw Chopper Drive Applications: 6620, 7720, 8820 Features: Rear	\$78.25

**Order No: WN-HXE10501**

Description	Retail
Belt, Countershaft Applications: 9560STS, 9570STS, 9650STS, 9660STS, 9670STS, 9750STS, 9760STS, 9770STS, 9860STS, 9870STS Features: Discharge Beater and Chopper	\$281.00

**Order No: WN-N110085**

Description	Retail
Belt, Straw Chopper Jackshaft or Tailings Auger Applications: 6600, 7700, 9400, 9410, 9450, 9500, 9501, 9500SH, 9510, 9510SH, 9550, 9550SH, 9560, 9560SH, 9600, 9610, 9650, 9660, CTS, CTS II	\$54.50

**Belts: Cleaning Fan**

**Order No: WN-H108668**



Description	Retail
Belt, Cleaning Fan Applications: 6600, 6601, 6602, 6620, 6622, 7700, 7701 Features: 1-1/4" X 66.5"	\$42.49

**Order No: WN-H155998**



Description	Retail
Belt, Header And Reel Pump Applications: 9550, 9560, 9560SH, 9650, 9650CTS, 9650STS, 9660, 9660CTS, 9750STS Features: Hi-Capacity	\$163.00

**Order No: WN-H165072**

Description	Retail
Belt, Cleaning Fan Applications: 9650STS, 9750STS, 9880STS Features: V-Belt	\$89.25

**Order No: WN-H206048**

Description	Retail
Belt, Cleaning Fan Applications: 9560STS, 9650STS, 9660STS, 9750STS, 9760STS, 9860STS	\$93.50

**Order No: WN-H230909**

Description	Retail
Belt, Cleaning Fan Applications: 9560, 9650, 9660, 9750, 9760, 9860, STS	\$69.50

**Order No: WN-HJ0690**

Description	Retail
Belt, Cleaning Fan Drive Applications: 7720, 7721, 8820	\$61.25

**Order No: WN-HXE15594**

Description	Retail
Cleaning Fan Drive Belt Applications: S550, S650, S670, S680, S690	\$74.75

**Order No: WN-HXE24085**

Description	Retail
Vacuum Fan Belt Applications: S650, S660, S670, S670HM Features: Upper	\$14.75

**Order No: WN-HXE24086**

Description	Retail
Vacuum Fan Belt Applications: S650, S660, S670, S670HM Features: Lower	\$13.75

**Order No: WN-HXE38073**

Description	Retail
Vacuum Drive Fan Belt Applications: S660, S670, S680, S680HM, S690, S690HM	\$16.50

**Order No: WN-HXE95935**



Description	Retail
Belt, Header and Reel Pump Applications: S650, S660, S670, 9560, 9560SH, 9660, 9660STS, 9670STS, 9760STS9770STS Features: 7/8" X 189"	\$261.77

**Belts: Cylinder/Rotor**

**Order No: WN-AH150678**

Description	Retail
Belt, RH Jackshaft Front Applications: 9650STS, 9660STS, 9750STS, 9760STS, 9860STS Features: Set Of 2	\$137.00

**Order No: WN-AH80500**

Description	Retail
Belt, Cylinder Drive Applications: 3300, 4400, 4420 Features: 5/8" X 92" ( Set Of 3)	\$57.02

**Order No: WN-H10375**

Description	Retail
Belt, Cylinder Drive Applications: 6620, 7720, 8820 Features: 4 Band 6620 (SN 551900->), 7720 (SN 556300->), 8820 (SN 564100->)	\$132.71

**Order No: WN-H113749**

Description	Retail
Belt, Cylinder, Intermediate Shaft Applications: 6600, 6620, 7700, 7720, 8820	\$119.00

**Order No: WN-H115881**

Description	Retail
Belt, Cylinder Drive Applications: 9400, 9410, 9450, 9500, 9500SH, 9510, 9540, 9550, 9560, 9580, 9600, 9610, 9650, 9660, CTS	\$165.82

**Order No: WN-H83077**

Description	Retail
Belt, Cylinder Tachometer Applications: 6600, 6620, 6622, 7700, 7720, 8820	\$5.30

**Order No: WN-H83078**

Description	Retail
Belt, Cylinder Tachometer Applications: 3300, 4400 Features: 3300 s/n - 2351, 4400 s/n - 4286	\$6.50

**Order No: WN-HB1050J3**

Description	Retail
Belt, Cylinder Drive Applications: 6620, 7700, 7720 Features: 414-1250 RPM, 390-1030 RPM 20 Series, 450-1200 RPM 20 Series 6620 s/n 551900, 7700 s/n 8001-, 7720 s/n -556300	\$79.63

**Order No: WN-HB1050J4**


Description	Retail
Belt, Cylinder Drive Applications: 6620, 7720, 8820 Features: 4 Banded 6620 s/n 551900-, 7720 s/n 556300-, 8820 s/n 564100-	\$167.00

**Order No: WN-HB1115J4**

**Combine: Belts**

**Belts: Cylinder/Rotor**

Order No: WN-HB1115J4

Description	Retail
 Belt, Cylinder Drive Applications: 9400, 9500, 9500SH, 9600 Features: Regular or Single Range, Dual	\$165.00

Order No: WN-HC1915

Description	Retail
Belt, Secondary Countershaft Drive Applications: 9400, 9500, 9500SH, 9600	\$72.50

Order No: WN-HD1415

Description	Retail
Belt, Secondary Countershaft Drive Applications: 6600, 7700	\$69.26

Order No: WN-HM0915HD

Description	Retail
Belt, Cylinder Drive Applications: 6600, 6620, 7700, 7720, 8820 Features: Heavy Duty, Intermediate Shaft, Torque Sensing Countershaft	\$195.00

**Belts: Elevator**

Order No: WN-H135458

Description	Retail
Combine Belt Clean Grain Elevator Applications: 9600 Features: 9600 (s/n 640301 - earlier)	\$123.00

Order No: WN-H141167

Description	Retail
Belt, V Applications: CTS, CTS II, 9400, 9500, 9500SH, 9501, 9610 Features: 7/8" x 322.835", Thickness .530" 9400 (s/n 640101-later), 9500 (s/n 640201 - later), 9500 SH (s/n 640201 - later)	\$120.00

Order No: WN-H154723

Description	Retail
Belt, Elevator Drive Applications: 9560STS, 9650STS, 9660STS, 9750STS, 9760STS, 9860STS, S550, S650, S660, S670, S680, S690 Features: Right Hand Jackshaft	\$70.75


Order No: WN-H160171

Description	Retail
Clean Grain Elevator Belt Applications: CTS II, 9410, 9510, 9510SH Features: 7/8" x 324.803", Poly, .530" Thick	\$141.00

Order No: WN-H175587

Description	Retail
Belt, Conveyor Drive Applications: 9560STS, 9650STS, 9660STS, 9750STS, 9760STS, 9860STS, 9880STS, S550, S650, S670, S670HM, S680.S680HN, S690, S690HM Features: V-Belt	\$157.00

Order No: WN-H218645

Description	Retail
 Belt, Clean Grain Elevator Drive Applications: 9560STS, 9570STS, 9650STS, 9660STS, 9670STS, 9750STS, 9761STS, 9770STS, 9860STS Features: V-Belt	\$123.00

Order No: WN-H223230

Description	Retail
Belt, Clean Grain Belt Applications: 9560, 9650, 9660, 9760, 9760, 9860, STS Features: Elevator	\$214.00

Order No: WN-H23950

Description	Retail
Belt, Clean Grain Elevator Drive, U-Joint Loading Auger Applications: 6600, 6622, 7700, 7721, 9400, 9410, 9500, 9500SH, 9510, 9510SH, 9550, 9550SH, 9560, 9560SH, 9600, 9610, 9650, 9660 Features: 9500 s/n 640201-, 9500SH s/n 640201-Fits John Deere Combines 6600, 7700, 7700RH (Used as a Clean Grain Elevator Belt).Fits John Deere Combines 6600, 6622 (s/n 610410-earlier) 7700, 7721 (Used as Clean Grain Elevator Belt).Fits John Deere Combines 9400, 9500-9500SH (s/n 640201-later) 9600 (Used as a Chopper-Forward).Fits John Deere Combines 9410, 9510, 9510SH, 9610 (Used as a Chopper-Forward Position).Fits John Deere Combines 9450, 9550, 9550SH, 9560, 9660 (Used as a Chopper-Forward Position).	\$40.50

Order No: WN-H81222

Description	Retail
Belt, Clean Grain Elevator, Secondary Countershaft Applications: 4400, 4420, 6620, 7720, 8820 Features: 4400 (SN 151501->), 6620 (SN <-551900), 7720 (SN <-556300), 8820 (SN <-556900)	\$43.08

Order No: WN-HC0900

Description	Retail
Belt, Clean Grain Elevator Countershaft Applications: 6600, 6620, 7700, 8820	\$29.31

Order No: WN-HC0925

Description	Retail
Belt, Wobble Box or Clean Grain Elevator Countershaft Applications: 3300, 4400, 4420	\$46.92

Order No: WN-HC1040

Description	Retail
Belt, Clean Grain Elevator Drive Applications: 3300, 4400 Features: 3300 S/N -101300, 4400 S/N 151500	\$24.72

Order No: WN-HC1230

Description	Retail
Belt, Clean Grain Elevator Drive, U-Joint Loading Auger Applications: 6600, 7700, 9500, 9500SH, 9600 Features: Floating Cutter Bar 9500 s/n 640201-, 9500SH s/n 640201-	\$46.50

Order No: WN-HC1570

Description	Retail
Belt, Clean Grain Elevator Drive, Feeder Conveyor Applications: 6600, 6620, 7700, 7720 Features: 6620 s/n 502550-, 7720 s/n 507350-	\$45.88

Order No: WN-HC3210

Description	Retail
Belt, Clean Grain Elevator Applications: 9400, 9410, 9450, 9500, 9510, 9510SH, 9550, 9550SH, 9600, 9610, 9678 Features: 9600 s/n 640301-	\$120.00

**Belts: Engine Compartment**

Order No: WN-17580

Description	Retail
Belt, Air Conditioning Compressor Applications: 9500, 9600 Features: 9500 s/n -631100, 9600 s/n -631200	\$15.84

Order No: WN-17585

Description	Retail
Belt, Air Conditioning Compressor, Alternator, Water Pump Applications: 4420, 9400, 9500, 9500SH	\$15.25

**Combine: Belts**

**Belts: Engine Compartment**

**Order No: WN-17585**

Features: 4420 s/n 550001-, 9400 s/n 635101-, 9500 s/n 645201-, 9500 Side hill s/n 645201-

**Order No: WN-17620**

Description	Retail
Belt, Engine Fan Countershaft Drive	\$10.50
Applications: 7700	
Features: 63.27" Length 7700 s/n 8001-111900	

**Order No: WN-17630**

Description	Retail
Belt, Engine Fan, Rotary Screen Drive Shaft	\$7.91
Applications: 6620, 7700, 7720, 8820	
Features: 7700 with 404TH-01	

**Order No: WN-71148120**

Description	Retail
Belt, AC Compressor Drive	\$14.75
Applications: 3300	
Features: 51.25 Length	

**Order No: WN-71352729**

Description	Retail
Belt, Compressor Drive	\$15.00
Applications: R40, R50, R42, R52	
Features: Air Cooled Compressor	

**Order No: WN-AH96333**

Description	Retail
Belt, Engine	\$43.09
Applications: 7720, 8820	
Features: Fan And Hydraulic Pump, Matched Set 7720 Hillside	

**Order No: WN-AT262958**

Description	Retail
Belt, Alternator	\$88.00
Applications: 9560, 9650, 9660, 9760, 9760, 9860, STS	

**Order No: WN-H160405**

Description	Retail
Belt, Cooling Fan	\$55.00
Applications: CTS II, 9510, 9510SH, 9550, 9550SH, 9650CTS	
Features: 52.3" Long, 0.53" Thick, 5/8" Thick 9650CTS (S/N <695400)	

**Order No: WN-H160406**

Description	Retail
Belt, Rotary Screen Drive	\$12.00
Applications: 9550, 9550SH, 9650, 9650CTS11, 9510, 9510SH	
Features: 9550, 9550SH, 9650 (S/N <695301) 9650CTS11 (S/N <695401)	

**Order No: WN-H166870**

Description	Retail
Belt, Alternator	\$56.26
Applications: T550, W540, W550, 95401WTS, 9540WTS, 9550, 9550SH, 95601WTS, 9580IWTS, 9580WTS, 96401WTS, 9640WTS, 9650, 9650CTS, 96601WTS, 9660WTS, 96801WTS, 9680WTS, 250D, 300D, 710J	
Features: 185 AMP 650 Prior to S/N 695301, 9540IWTS S/N 080016>, 9540WTS S/N 080015, 95601WTS S/N 080016>, 9560WTS S/N 080015, 9580IWTS S/N 080016>, 9580WTS S/N 080015,	

**Order No: WN-H238822**

Description	Retail
Alternator Belt	\$40.00
Applications: S650, S660, S670, S670HM	
Features: S650 with a 9.0L engine	

**Order No: WN-H238831**

Description	Retail
Alternator Belt	\$37.50
Applications: S550, S650, S660, S670, S670HM, S680, S680HM, S690, S690HM	

**Order No: WN-H238867**

Description	Retail
Air Screen Drive Belt	\$20.50
Applications: S660, S670, S670HM, S680, S680HM, S690, S690HM	

**Order No: WN-H79236**

Description	Retail
Belt, Alternator/Water Pump/Engine Fan Drive	\$14.00
Applications: 3300, 4400, 6600, 6600 Sidehill, 6620, 7700, 7720, 8820	
Features: 3300 s/n -100000, 4400 s/n -101300, 6600 Side hill s/n 305673-, 7700 s/n 163901-, 8820 s/n -464350	

**Order No: WN-H80896**

Description	Retail
Belt, Air Conditioning Compressor	\$9.25
Applications: 3300, 4400, 6600, 7700, 9400, 9500, 9600	

**Order No: WN-H81742**

Description	Retail
Belt, Air Conditioning Compressor	\$9.25
Applications: 3300, 7700, 9500, 9500SH, 9600	
Features: 3300 S/N -100000, 7700 S/N 8001-111900, 9500 S/N 631101-650200, 9500SH S/N 631101-650200, 9600 S/N 631201-647500	


**Order No: WN-H82724**

Description	Retail
Belt	\$6.05
Applications: 4400, 4420, 6600, 6602HS, 7700	
Features: Alternator And Water Pump, 1/2" X 57" 4400 (329DH-02 & 3, SN 202604->), 4420 (SN <-550000), 6600 (SN 208511->), 6602 HILLSIDE (Diesel, SN <1500), 7700 (diesel, SN 2801-8000)	

**Order No: WN-H86271**

Description	Retail
Belt, Engine	\$10.00
Applications: 3300, 4400, 4420, 6600, 6602, 7700, 7720, 7722, 8820	
Features: Fan/Alternator And Water Pump, 1/2" X 65.125" 4400 (cab w/ AC, SN <-250500), 6600 (SN <-105800), 7700 (SN <-2800), 8820 (SN 464351>)	

**Order No: WN-H94373**

Description	Retail
 Engine Fan Belt	\$6.34
Applications: 4400, 4420, 2940	
Features: 1/2" X 66.3" 4400 (cab w/ AC), 4400 (cab w/ AC, S/N 250501-), 4420 (cab w/ AC)	

**Order No: WN-HXE32548**

Description	Retail
Fan Belt	\$40.50
Applications: S550, S650, S660, S670, S670HM, S680, S680HM, S690, S690HM	

**Order No: WN-R71603**

Description	Retail
Belt, Air Compressor Drive	\$6.42
Applications: 4000, 4020, 4040, 4230, 4240, 4320, 4430, 4440, 4520, 4620, 4630, 5200, 5400, 5440, 5460, 5720, 5820, 6600, 6620, 7020, 7520, 7700, 7720, 8430	
Features: Also Used As An Alternator Drive Belt On 8450	

**Order No: WN-R73189**

John Deere®

**Combine: Belts**

**Belts: Engine Compartment**

Order No: WN-R73189

Description	Retail
Belt, Alternator Applications: 9500, 9500SH	\$6.00

**Belts: Feeder House**

Order No: WN-AH202773

Description	Retail
Jackshaft Belt, RH, Set Applications: 9560, 9650, 9660, 9750, 9760, 9860, STS Features: Front	\$101.00

Order No: WN-H126345

Description	Retail
Belt, Feeder House Drive Applications: 9400, 9410, 9450, 9500, 9510, 9550, 9550SH, 9560STS, 9600, 9610, 9650, 9650CTS, CTS Features: Fixed Speed 9550 S/N -700200), 9550SH S/N -700200, 9650 S/N -700300	\$111.00

Order No: WN-H156541

Description	Retail
Belt, Upper Feeder Drive Applications: 9560, 9650, 9660, 9750, 9760, 9860	\$340.00

Order No: WN-H161648



Description	Retail
Belt, Feeder House Drive Applications: 9400, 9410, 9450, 9500, 9510, 9510SH, 9550, 9550SH, 9560, 9600, 9610, 9650, 9660 Features: Variable Speed	\$165.00

Order No: WN-H203474

Description	Retail
Belt, Feeder House Drive Applications: 9560, 9650, 9660, 9760, 9760, 9860, STS Features: Fixed Speed	\$121.00

Order No: WN-H205169

Description	Retail
Belt, Feeder House Applications: 9650STS, 9750STS Features: Variable Speed, Standard, 1-1/2" X 118" 9650STS SN/ 700501-, 9750STS SN/ 70061-	\$170.05

Order No: WN-H209507

Description	Retail
Belt; Header/Reel Pump, High Capacity Applications: 9560STS, 9570STS Features: 7/8" X180.709"(EL) 2/BAND	\$276.05

Order No: WN-H220911



Description	Retail
Belt Feeder House Applications: 9560STS, 9650STS, 9660STS, 9760STS, 9860STS, S550, S660, S670, S670 HILLMASTER, S680, S680 HILLMASTER, S690 Features: Variable Speed, High Capacity 9660 (High Torque), 9760 (High Torque), 9860 (Extra Heavy Duty)	\$373.68

Order No: WN-H221732

Description	Retail
Feeder Belt Applications: 9560STS, 9570STS, 9650STS, 9660STS, 9670STS, 9750STS, 9760STS, 9770STS, 9860STS, 9870STS, 9880STS Features: 7/8" X 81.8"	\$124.00

Order No: WN-H229018

Description	Retail
Header/Reel Pump Belt Applications: S670, S680HM, S680, S685HM,	\$297.00

S685, S690, S690HM, 9560STS, 9650STS, 9660STS, 9670STS, 9750STS, 9760STS, 9770STS, 9860STS, 9870STS  
Features: Both 5-Speed And Multi-Speed Feeder House

Order No: WN-H229019

Description	Retail
Feeder House Drive Belt Applications: S670, S680HM, S680, S685HM, S685, S690, S690HM, 9560STS, 9650STS, 9660STS, 9670STS, 9750STS, 9760STS, 9770STS, 9860STS, 9870STS Features: Both 5-Speed And Multi-Speed Feeder House	\$286.00

Order No: WN-H230230

Description	Retail
Feed Accelerator Belt Applications: S540 STS, S550 STS, S660, S660 STS, S670, S670 Hillmaster, S670 STS, S680 STS, S685 STS, S690, S690 Hillmaster, S690STS, 9570STS, 9660STS, 9670STS, 9760STS, 9770STS, 9860STS Features: High Speed, Kevlar, 5/8"x88.625", REL 3 band 9670STS, 9770STS, 9870STS All S/N -730100	\$149.00

Order No: WN-H23927

Description	Retail
Belt, Feeder House, Variable Drive Applications: 6600, 6620, 7700, 7720, 8820 Features: 6600 s/n 254051-, 7700 s/n 8001-	\$61.92

Order No: WN-H240895

Description	Retail
Tailings Rethresher Drive Belt Applications: S680, S680HM, S690, S690HM	\$63.25

Order No: WN-H76028

Description	Retail
Belt, Platform and Feeder House Applications: 3300, 4400, 4420 Features: Upper	\$82.97

Order No: WN-H76030

Description	Retail
Belt, Feeder House and Platform Drive Applications: 6600, 6620, 7700, 7720, 8820 Features: 6600 s/n -254040, 6620 s/n 615101-, 7700 s/n -8000, 7720 s/n 615201-, 8820 s/n -414850	\$59.54

Order No: WN-HC0820

Description	Retail
Belt, Platform and Corn Head Drive Applications: 4400, 4420, 6600, 7700 Features: Set of 3	\$70.46

Order No: WN-HD1265

Description	Retail
Belt, Platform and Feeder House Applications: 6600, 6620, 7700, 7720, 8820 Features: Variable Speed Drive Belt 6600 s/n 254501-, 7700 s/n 8001-	\$72.00

Order No: WN-HD1545

Description	Retail
Belt, Feeder House Drive Applications: 6620, 7720 Features: Lower Fixed Less Reservoir 6620 S/N 515101-, 7720 S/N 615201-	\$148.71

Order No: WN-HD1560

Description	Retail
Belt, Platform and Feeder House Applications: 6600, 6620, 7700, 7720 Features: Lower Regular 6620 s/n 502550-, 7720 s/n -507350	\$99.72

Order No: WN-HD1665

John Deere®



**Combine: Belts**

**Belts: Feeder House**

**Order No: WN-HD1665**

Description	Retail
Belt, Header And Reel Pump, Power shift Applications: 9400, 9500, 9600 Features: 9400 s/n - 635100, 9500 s/n - 635200, 9600 s/n - 635300	\$94.25

**Order No: WN-HD1695**

Description	Retail
Belt, Header and Reel Pump Applications: 9400, 9410, 9450, 9500, 9500SH, 9510, 9510SH, 9550, 9560, 9600, 9610, 9650, 9660, CTS Features: Power Shift 9400 s/n 635101-, 9500 s/n 635201-, 9500SH s/n 635201-, 9600 s/n 635301-	\$107.00

**Order No: WN-HK1570**

Description	Retail
Belt, Feeder House Drive Applications: 6620, 7720, 8820 Features: Variable Conveyor Drive	\$126.52

**Order No: WN-HK1780**

Description	Retail
Belt, Feeder House Drive Applications: 9400, 9500, 9500SH, 9600 Features: Variable Speed	\$178.00

**Belts: Hydraulic**

**Order No: WN-17485**

Description	Retail
Belt, Pump, Drive Applications: 4400, 4420, 6600, 6620, 7720, 8820 Features: Hydraulic Reel Pump 4400 (A/C 329 Diesel SN 151501->), 4400 (SN 101301->), 6600 (SN 156501->), 6620 (SN <-625100), 7720 (SN <-625200), 8820 (SN <-625400)	\$7.91

**Order No: WN-H86272**

Description	Retail
Belt, Engine Fan Applications: 6600, 6620	\$10.20

**Belts: Propulsion/Hydrostat**

**Order No: WN-H77683**

Description	Retail
Belt, Hydro Reel Pump Applications: 3300, 4400, 4420, 6600, 7700	\$8.25

**Order No: WN-HD1055**

Description	Retail
Belt, Propulsion Drive Applications: 6600, 6620, 7700, 7720, 7722, 8820 Features: Hydro, Set of 2, Upper 6600 s/n 156501-,	\$114.25

**Order No: WN-HD1125**

Description	Retail
Belt, Propulsion Posi-Torque Applications: 6600, 6600SH, 7700 Features: Upper 6600SH s/n -305672, 7700 s/n 111901- with 404D	\$112.00

**Order No: WN-HK1045**

Description	Retail
Belt, Transmission Drive Applications: 3300	\$199.00

**Order No: WN-HL1060**

Description	Retail
Belt, Propulsion Drive Applications: 4400, 4420, 6600 Features: Lower for 4400, Upper for 6600	\$116.50

**Order No: WN-T32517**

Description	Retail
Belt, Charge Pump Applications: 6620, 7720, 8820 Features: Hydrostatic Drive 6620 (SN 610301->), 7720 (SN 556301->)	\$8.60

**Belts: Rotary Screen**

**Order No: WN-1000H**

Description	Retail
Belt, Rotary Screen Drive Applications: 3300, 4400, 4420, 6600, 6620, 7700, 7720, 8820 Features: 4400 s/n 101301-, 6600 s/n 105801-	\$15.00

**Order No: WN-H143869**

Description	Retail
Combine Belt, Rotary Screen Drive Applications: 9400, 9500, 9500SH, 9600, 9650, 9660, CTS, CTS II Features: 9400 s/n -640505	\$56.00

**Order No: WN-H145158**

Description	Retail
Belt, Rotary Screen Drive Applications: 9400, 9410, 9450, 9510, 9510SH, 9550, 9550SH, 9600, 9610, 9650, CTS II Features: Round Belt 9400 s/n 640506-, 9450 s/n -695101, 9510SH, 9550SH s/n -695201, 9600 s/n 641717-, 9650 s/n -695401	\$44.25


**Order No: WN-H146636**

Description	Retail
Belt, Rotary Screen Drive Applications: 9400, 9410, 9500, 9500SH, 9600, 9600, 9610 Features: 9400 s/n 640506-, 9410, 9500 s/n 630201-, 9500SH s/n 630201-, 9600 s/n 642014-, 9600 Maximizer s/n 641922-, 9610 Maximizer	\$11.00

**Order No: WN-H153297**

Description	Retail
 Belt, Cooling Fan Applications: 9500, 9500SH, 9600, 9610, 9650, CTS Features: (9500, 9500SH, 9600 High Power Fan s/n 641717- ), 9650 s/n -695301	\$53.00

**Order No: WN-H162629**

Description	Retail
 Combine Belt, Intermediate Drive Applications: 9400, 9410, 9450, 9500, 9500SH, 9510, 9510SH, 9550, 9550SH, 9560, 9560SH, 9600, 9610, 9640, 9650, 9660, 9680, CTS, CTS II	\$241.00

**Order No: WN-H213353**

Description	Retail
Belt, Rotary Screen Applications: 9560STS, 9570STS, 9650STS, 9660STS, 9670STS, 9750STS, 9760STS, 9770STS, 9860STS, 9870STS Features: Engine Side	\$24.51

**Order No: WN-H214241**

Description	Retail
Rotary Screen Drive Belt Applications: 9660, 9760, 9860 Features: Screen Side 9660 s/n 715401-, 9760 s/n 15501-, 9860 s/n 715601-	\$39.75

**Order No: WN-H221273**

Description	Retail
Belt Rotary Or Air Screen Applications: 9560STS, 9570STS, 9650STS, 9660STS, 9670STS, 9750STS, 9760STS, 9770STS, 9860STS, 9870STS, S550, S660, S670, S670HILL MASTER, S680, S680 HILL MASTER, S690, S690 HILL MASTER Features: Screen Side S690HM (Air Screen),	\$39.25

**Combine: Belts**

**Belts: Rotary Screen**

**Order No: WN-H221273**


9570, 9670, 9770, 9870 (Rotary Screen)

**Order No: WN-HB0560**

Description	Retail
Belt, Cooling Fan Applications: 9500, 9500SH, 9600 Features: 9600 s/n -641716	\$13.00


**Belts: Separator**

**Order No: WN-H108175**



Description	Retail
Belt, Primary Countershaft, Separator Drive Applications: 6600 Sidehill, 6620, 7700, 7720, 8820 Features: 6600 Side hill s/n 305673 -, 7700 s/n 8001-	\$108.98

**Order No: WN-H152146**



Description	Retail
Belt, Separator Fan Drive Applications: 9400, 9410, 9450, 9500, 9500SH, 9510, 9510SH, 9550, 9550SH, 9560, 9560SH, 9600 Features: 9400 s/n 670101-, 9500 s/n 670201-, 9500SH s/n 670201-, 9600 Max s/n 670301-	\$99.00

**Order No: WN-H152180**

Description	Retail
Belt, Separator Fan Applications: 9400, 9410, 9450, 9500, 9510, 9550, 9560, 9600, 9610, 9650 Features: Length 98.031", Width 1.250", Thickness .590", 490-980 RPM 9400(S/N 670101->, 9500(S/N 670201->, 9600(S/N 670301->	\$78.00

**Order No: WN-H154731**



Description	Retail
Belt, Tailings Auger & Elevator Applications: 9560STS, 9650STS, 9660STS, 9750STS, 9760STS, 9860STS	\$27.00


**Order No: WN-H165545**

Description	Retail
Belt, Variable Drive Applications: 9650STS, 9750STS	\$470.00

**Order No: WN-H208431**

Description	Retail
Belt, Variable Drive Applications: 9560STS, 9650STS, 9660STS, 9750STS, 9760STS, 9860STS	\$737.00

**Order No: WN-H221731**



Description	Retail
Belt, Feed Accelerator Applications: 9560STS, 9650STS, 9660STS, 9750STS, 9760STS, 9860STS Features: Standard Speed 9560STS SN<-715300 STD, 9660STS SN<-715410 STD, 9760STS SN<-715514 STD, 9860STS SN<-715600 STD	\$123.00

**Order No: WN-H236472**

Description	Retail
Belt, Feed Accelerator Applications: 9560, 9570, 9650, 9660, 9670, 9750, 9760, 9770, 9860, 9870, S550, S660, S670, S680HM, S680.S680HM, S690, S690HM Features: Standard Speed 9560 (S/N 715301-), 9660 (S/N 715401-), 9760 (S/N 715501-), 9860 (S/N 715601-)	\$150.00

**Order No: WN-HC0905J3**

Description	Retail
Belt, Primary Countershaft Applications: 6600, 6600SH, 6620, 7700, 7720, 8820	\$96.00

Features: 6600 s/n 11501-, 6600SH s/n -305672, 7700 s/n 5001-

**Order No: WN-HC1120**

Description	Retail
Belt, Lower Tailings Auger Drive Applications: 3300, 4400, 4420	\$26.95

**Order No: WN-HJ1030**

Description	Retail
Belt, Separator Fan Applications: 9400, 9500, 9500SH, 9600 Features: Regular Speed	\$67.25

**Belts: Shoe/Shaker**

**Order No: WN-H77010**

Description	Retail
Belt, Shoe Grain Supply Auger Drive Applications: 6600, 6620, 7700, 7720, 8820	\$47.86

**Order No: WN-HB1390**

Description	Retail
Belt, Shoe Grain Supply Auger Drive Applications: 3300, 4400, 4420	\$26.69

**Order No: WN-HC1790**

Description	Retail
Belt, Shoe Grain Supply Auger Drive Applications: 6600, 6620, 7700, 7720, 8820	\$76.00

**Order No: WN-HC2590**

Description	Retail
Belt, Shoe, Straw Walker, Conveyor Auger Drive Applications: 9400, 9500, 9500SH, 9501, 9501SH, 9560, 9560SH, 9600, 9610, 9650, 9660, CTS, CTS II	\$105.00

**Belts: Unload**

**Order No: WN-AH160080**

Description	Retail
Belt, Unloading Auger Set 2 Applications: 9560STS, 9650STS, 9660STS, 9750STS, 9760STS, 9860STS	\$84.00

**Order No: WN-H168301**

Description	Retail
Belt, Unloader Drive, Wobble Box, Chopper Applications: 9560STS, 9650STS, 9660STS, 9750STS, 9760STS, 9860STS, 9880STS, CTS, CTS II	\$70.75

**Order No: WN-HC0615**

Description	Retail
Belt, Tank Unloader Drive Applications: 3300, 4400, 4420	\$21.63

**Order No: WN-HC0660**

Description	Retail
Belt, Unloading Auger Drive Applications: 6620, 7720, 8820	\$37.50

**Order No: WN-HC0935**

Description	Retail
Belt, Unloading System Applications: 9400, 9500, 9500SH, 9600	\$30.00

**Combine: Body & Shields**

**Decals: Decals**

**Order No: WN-8292**

Description	Retail
Seat, Assembly Applications: 2140, 2350, 2355, 2550, 2555, 2750, 2755, 2855N, 2940, 2950, 2955, 3055, 3140, 3150, 3155, 3255, 4030, 4040, 4050, 4055, 4230, 4240, 4255, 4320, 4430, 4440, 4450, 4455, 4555, 4560, 4630, 4640, 4650, 4755, 4760, 4840, 4850, 4955, 4960, 6620, 7700, 7720, 8820, 9400, 9410, 9500, 9510, 9600 Features: Sound-Guard Buddy Seat, Dark Kayak	\$404.00

John Deere®

**Combine: Body & Shields**

**Decals: Decals**

**Order No: WN-8292**

Brown Fabric, Seat Belt Additional Applications:  
John Deere Combines with Sound-Guard  
cab:9610, John Deere Cotton Pickers with  
Sound-Guard cab: 9935, 9940, 9950

**Rotary Screen: Drive Parts**

**Order No: WN-AH115639**

Description	Retail
Rotary Screen Drive Pulley Applications: CTS, CTS II, C670, T550, T560, T660, W540, W550, W650, W660, 9400, 9410, 9450, 9500, 9500SH, 9510, 9510SH, 9550, 9550SH, 9560, 9560SH, 9560STS, 9570STS, 9600, 9610, 9640I WTS, 9640 WTS, 9650, 9650CTS, 9650STS, 9660, 9660CTS, 9660WTS, 9660STS, 9660I WTS, 9670STS, 9680IWTS	\$49.71

Features: 6.375" OD, Bore Dia, 0.986" Additional  
Models 9680WTS, 6750STS, 9760STS, 9770STS,  
9860STS, 7760, 9976, 9986, 9996

**Order No: WN-AH135035**



Description	Retail
Idler, Pulley Applications: 9400, 9410, 9450, 9500, 9510, 9510SH, 9550, 9550SH, 9560, 9560SH, 9560STS, 9570STS, 9600, 9610, 9650, 9650STS, 9650CTS, 9660, 9660CTS, 9660STS, 9670STS, 9770STS, 9760STS, 9750STS, 9860STS, 9870STS, S650STS, S660STS, S670STS, S680STS, S690STS Features: Rotary Screen	\$25.00

**Order No: WN-AH140495**



Description	Retail
Bearing, Ball Applications: 9400, 9410, 9500, 9510, 9510SH, 9600, 9610	\$10.50

**Order No: WN-AN277320**



Description	Retail
Idler, Rotary Screen Drive Applications: CTS, CTSII, 9400, 9410, 9450, 9500, 9510, 9550, 9600, 9610, 9650, 9650CTS, 9650STS, 9750STS	\$22.00

**Order No: WN-H151146**

Description	Retail
Rotary Screen Drive Shaft Applications: 9650STS, 9750STS, 9660STS, 9760STS, 9560STS, 9570STS, 9670STS, 9770STS, S550, S660, S670, S650	\$85.00

**Order No: WN-H175557**

Description	Retail
Rotary Screen Drive Shaft Applications: T550, W540, 9550, 9550SH, 9560, 9560SH, 9860STS, 9870STS Features: 52.81" Long	\$107.14

**Order No: WN-JD8551**



Description	Retail
Eccentric Locking Collar	\$3.50

**Sheet Metal: Rear Panels**

**Order No: WN-AH128597**

Description	Retail
Hood, Assembly, Side, Gas Strut Applications: CTS, S660, S670, S680, S690, 9400, 9410, 9570STS, 9600, 9610, 9650STS, 9660, 9660STS, 9670STS, 9750STS, 9760STS, 9770STS, 9860STS, 9870STS Features: Front LH & Rear Corner Sheet	\$29.00

**Order No: WN-AH128598**

Description	Retail
Hood, Assembly, Side, Gas Strut Applications: CTS, CTS Euro Edition, s/n 670101-674000, CTS II, 9400, 9410, 9500, 9500SH, 9510, 9510SH, 9600, 9610 Features: Rear LH & Rear Corner Sheet	\$29.00

**Sheet Metal: Tool Box**

**Order No: WN-T23033**

Description	Retail
Tool Box Bracket Applications: 4010, 5010, 3020, 4020, 2510, 1020, 2020, JD300, JD400, 5020, 4520, 3020, 4000, 4020, 1520, 2520, 5020, 4320, 4620, 7020, JD301, JD401, 2030, 6030, 7520, 4030, 4230, 4430, 4630, 2630, 2440, 2640, 2940, 2040, 2240, 8450, 8650, 1250, 1450, 1650, 4040, 4240, 4440, 4640, 4840, 4050, 4250 Features: Additional Combine Models: 9400, 9500, 9600, CTS, 9410, 9510, 9510SH, 96010, CTSII, 9450, 9550, 9550SH, 9650, 9650CTS, 9650STS, 9750STS, 9860STS, 9560, 9560SH, 9660, 9660CTS, 9660STS, 9760STS, 9560STS, 9570STS, 9870STS, 9670STS, 9770STS, S650, S660, S670, S680, S690	\$47.00

**Combine: Choppers & Spreaders**

**Chopper: Assembly**

**Order No: WI-RK-340-060**

Description	Retail
MAV Straw Chopper Applications: 9650STS, 9660STS, 9670STS, 9750STS, 9760STS, 9860STS Features: Redekop, with Factory Chopper	\$5,360.00

**Order No: WI-RK-340-080**

Description	Retail
MAV Straw Chopper Housing Upgrade Applications: 9770STS, 9860STS Premium, 9870STS Features: Redekop 9770STS w/ Factory Chopper, 9870STS w/ Factory Chopper	\$5,360.00

**Order No: WI-RK-340-100**

Description	Retail
MAV Straw Chopper Applications: S660, S670, S680, S690 Features: Redekop	\$11,845.00

**Order No: WI-RK-340-160**

Description	Retail
MAV Straw Chopper Applications: 9650STS, 9660STS, 9750STS, 9760STS, 9860STS Features: Redekop 9650STS pre 2003 w/out Factory Chopper & 2004-2005 w/out Factory Chopper, 9660STS pre 2006 w/out Factory Chopper & 2006-later w/out Factory Chopper, 9750STS pre 2003 w/out Factory Chopper & 2004-2005 w/out Factory Chopper, 9760STS pre 2006 w/out Factory Chopper & 2006-later w/out Factory Chopper, 9860STS pre 2006 w/out Factory Chopper & 2006-later w/out Factory Chopper	\$10,655.00

**Order No: WI-RK-340-160W**

Description	Retail
MAV Straw Chopper - Wide Spread Applications: 9650STS, 9660STS, 9750STS, 9760STS, 9860STS Features: Redekop 9650STS pre 2003 w/out Factory Chopper & 2004-2005 w/out Factory Chopper, 9660STS pre 2006 w/out Factory Chopper & 2006-later w/out Factory Chopper, 9750STS pre 2003 w/out Factory Chopper & 2004-2005 w/out Factory Chopper, 9760STS pre 2006 w/out Factory Chopper & 2006-later w/out Factory Chopper, 9860STS pre 2006 w/out Factory Chopper & 2006-later w/out Factory Chopper	\$11,895.00

**Combine: Choppers & Spreaders**

**Chopper: Assembly**

**Order No: WI-RK-340-160W**

Chopper

**Order No: WI-RK-340-161**

**Description**

MAV Straw Chopper  
Applications: 9670STS, 9770STS, 9870STS  
Features: Redekop, Without Factory Chopper

**Retail**  
\$10,655.00

**Order No: WI-RK-340-161W**

**Description**

MAV Straw Chopper - Wide Spread  
Applications: 9670STS, 9770STS, 9870STS  
Features: Redekop, Without Factory Chopper

**Retail**  
\$11,895.00

**Order No: WI-RK-341-000**

**Description**

MAV Straw Chopper Housing Upgrade  
Applications: 9500, 9510, 9550, 9560  
Features: Redekop 9500 w/ Factory Tri Rod Rotor & Factory Fine Cut Rotor w/ both Paddle and Straight Blades, 9510 w/ Factory Tri Rod Rotor & Factory Fine Cut Rotor w/ both Paddle and Straight Blades, 9550 w/ Factory Tri Rod Rotor & Factory Fine Cut Rotor w/ both Paddle and Straight Blades, 9560 w/ Factory Tri Rod Rotor & Factory Fine Cut Rotor w/ both Paddle and Straight Blades

**Retail**  
\$6,255.00

**Order No: WI-RK-341-001**



**Description**

MAV Straw Chopper Housing Upgrade  
Applications: 9600, 9610, 9650, 9660  
Features: Redekop 9600 w/ Factory Tri Rod Rotor & Factory Fine Cut Rotor with either Paddle or Straight Blades, 9610 w/ Factory Tri Rod Rotor & Factory Fine Cut Rotor with either Paddle or Straight Blades, 9650 w/ Factory Tri Rod Rotor & Factory Fine Cut Rotor with either Paddle or Straight Blades, 9660 w/ Factory Tri Rod Rotor & Factory Fine Cut Rotor with either Paddle or Straight Blades

**Retail**  
\$6,925.00

**Order No: WN-4420CHOPPER**

**Description**

Chopper, Assembly  
Applications: 4400, 4420  
Features: Includes Mounting Brackets and Wide Spread Deflector Sheets

**Retail**  
\$2,650.00

**Order No: WN-6620CHOPPER**

**Description**

Chopper, Assembly  
Applications: 6600, 6620  
Features: Includes Mounting Brackets and Wide Spread Deflector Sheets

**Retail**  
\$2,925.00

**Order No: WN-7720CHOPPER**

**Description**

Chopper, Assembly  
Applications: 7700, 7720  
Features: Includes Mounting Brackets and Wide Spread Deflector Sheets

**Retail**  
\$3,250.00

**Order No: WN-7720CHOPPER-F**

**Description**

Chopper, Assembly, Fine Cut  
Applications: 7700, 7720  
Features: Includes Extra Wide Spread Deflector Kit

**Retail**  
\$3,425.00

**Order No: WN-90501R**

**Description**

Chopper, Assembly  
Applications: 9650STS, 9750STS  
Features: W/ 12 Vane Defl., Does NOT Includes Drive, Replace Existing Chopper 9650STS s/n -700500, 9750STS w/n -700600

**Retail**  
\$5,450.00

**Order No: WN-9050R**



**Description**

Chopper, Assembly  
Applications: 9650STS, 9750STS  
Features: W/O Deflector Assembly or Drive, To Replace Existing Chopper 9650STS s/n -700500, 9750STS s/n -700600

**Retail**  
\$4,400.00

**Order No: WN-90601R**

**Description**

Chopper, Assembly  
Applications: 9650STS, 9750STS, 9660STS, 9760STS, 9860STS  
Features: W/ 12 Vane Defl., Does NOT Includes Drive, Replace Existing Chopper 9650STS s/n 700501-, 9750STS s/n 700601-

**Retail**  
\$5,500.00

**Order No: WN-9060R**

**Description**

Chopper, Assembly  
Applications: 9650STS, 9750STS, 9660STS, 9760STS, 9860STS  
Features: W/O Deflector Assembly or Drive, To Replace Existing Chopper 9650STS S/N 700501-, 9750STS S/N 700601-

**Retail**  
\$4,450.00

**Order No: WN-90701R**



**Description**

Chopper, Assembly  
Applications: 9670STS  
Features: W/ 12 Vane Defl., Does NOT Include Drive, Replace Existing Chopper

**Retail**  
\$5,500.00

**Order No: WN-9070R**

**Description**

Chopper, Assembly  
Applications: 9670STS  
Features: W/O Deflector Assembly or Drive, To Replace Existing Chopper

**Retail**  
\$4,450.00

**Order No: WN-9495F**



**Description**

Fine Cut Assembly, Chopper  
Applications: 9400, 9410, 9500, 9510, 9550, CTS  
Features: Includes Extra Wide Spread Deflector Kit

**Retail**  
\$3,625.00

**Order No: WN-9500CHOPPER-FD**

**Description**

Chopper, Assembly, Fine Cut  
Applications: 9400, 9410, 9500, 9510  
Features: Drives, Mount Brackets & Wide Spread Deflector Included

**Retail**  
\$4,650.00

**Order No: WN-95601R**



**Description**

Chopper, Assembly  
Applications: 9560STS  
Features: W/ 10 Vane Defl., Does NOT Includes Drive, Replace Existing Chopper

**Retail**  
\$5,025.00

**Order No: WN-9600F**

**Description**

Chopper, Assembly, Fine Cut  
Applications: 9600, 9610, 9650  
Features: Includes Extra Wide Spread Deflector Kit 9650 Conventional, , WILL NOT FIT STS

**Retail**  
\$3,895.00

**Order No: WN-96401**

**Description**

Chopper, Assembly  
Applications: 9560STS  
Features: Includes Mounts and Drives 9560STS S/N -71502

**Retail**  
\$9,700.00

**Order No: WN-96402**

**Description**

Chopper, Assembly  
Applications: 9560STS  
Features: Includes Mounts and Drives 9560STS

**Retail**  
\$9,700.00



**Combine: Choppers & Spreaders**

**Chopper: Assembly**

**Order No: WN-96402**

S/N 71503-

**Order No: WN-96502**



<b>Description</b>	<b>Retail</b>
Chopper, Assembly	\$10,100.00
Applications: 9650STS, 9750STS	
Features: W/ 12 Vane Deflector & 2 Speed Drive	
9650STS s/n 700501-, 9750STS s/n 700601	

**Order No: WN-96601**



<b>Description</b>	<b>Retail</b>
Chopper, Assembly	\$10,450.00
Applications: 9660STS, 9760STS	
Features: W/ 12 Vane Deflector & 2-Speed Drive	
9660STS s/n -715400, 9760STS s/n -715500	

**Order No: WN-96602**



<b>Description</b>	<b>Retail</b>
Chopper, Assembly, Fine Cut	\$10,450.00
Applications: 9660STS, 9760STS	
Features: W/ 12 Vane Deflector & 2-Speed Drive	
9660STS s/n 715401-, 9760STS s/n 715501-	

**Order No: WN-98701R**



<b>Description</b>	<b>Retail</b>
Chopper, Assembly	\$5,600.00
Applications: 9770STS, 9870STS	
Features: W/ 12 Vane Defl., Does NOT Include Drive, Replace Existing Chopper	

**Order No: WN-9870R**

<b>Description</b>	<b>Retail</b>
Chopper, Assembly	\$4,550.00
Applications: 9770STS, 9870STS	
Features: W/O Deflector Assembly or Drive, To Replace Existing Chopper	

**Order No: WN-AH134728**



<b>Description</b>	<b>Retail</b>
Concave Adjusting Motor	\$535.00
Applications: 9400, 9410, 9500, 9510, 9600, 9610, CTS, CTSII, 9450, 9550, 9550SH, 9650, 9650CTS, 9560, 9560SH, 9660, 9660CTS, S660, S670, S680, S690	
Features: 12V	

**Order No: WN-AN272297**



<b>Description</b>	<b>Retail</b>
Actuator	\$595.00
Applications: 9935, 9965, 7450, 9970, S670STS, S680STS, S690STS, S670STS, S680STS, S690STS	
Features: 12V, Chop-To-Drop OR Picker Blower Fan	

**Order No: WN-AXE12904**



<b>Description</b>	<b>Retail</b>
Straw Chopper Actuator	\$849.00
Applications: S650, S660, S670, S680, S690, S670HM, S680HM, S690HM	
Features: 12V	

**Order No: WN-AXE23606**



<b>Description</b>	<b>Retail</b>
Straw Chopper Actuator	\$565.00
Applications: 9650STS, 9750STS, 9860STS, 9660STS, 9760STS, 9560STS, 9570STS, 9870STS, 9670STS, 9770STS, S550	
Features: 12VDC Gear Ratio 20:1 Stroke 12.00" Retracted Length: 19.921" Pin Hole Diameter: 1/2"	

**Order No: WN-BH79704**

<b>Description</b>	<b>Retail</b>
Chopper, Assembly	\$3,320.00
Applications: 9400, 9410, 9500, 9510, CTS	
Features: Less Drive and Mounting Brackets, With	

Wide Spread Deflector

**Order No: WN-BH79704-D**

<b>Description</b>	<b>Retail</b>
Chopper, Assembly	\$4,365.00
Applications: 9500, 9510	
Features: Drive, Mounting Brackets, & Wide Spread Deflector Included	

**Order No: WN-BH79705**

<b>Description</b>	<b>Retail</b>
Chopper, Assembly	\$3,685.00
Applications: 9600, 9610, 9650	
Features: Less Drive and Mounting Brackets, With Wide Spread Deflector 9650 Conventional, WILL NOT FIT STS	

**Order No: WN-BH84536**

<b>Description</b>	<b>Retail</b>
Straw Chopper, Assembly	\$10,650.00
Applications: 9670STS	
Features: Includes All Mounts, Discharge Chutes, Hardware, and Drives	

**Order No: WN-SBO0099**

<b>Description</b>	<b>Retail</b>
Starter	\$198.00
Applications: 105, 3010, 3020, 4000, 4010, 4020, 7700	
Features: 12V, CW, 9 Teeth, Gear Reduction, Bosch	

**Chopper: Drive**

**Order No: WI-RK-301-020**

<b>Description</b>	<b>Retail</b>
MAV Rotor Drive Upgrade	\$680.00
Applications: 9550, 9560, 9650, 9660	
Features: Redekop 9550 w/ Factory Tri Rod Rotor & Factory Fine Cut Rotor with either Paddle or Straight Blades, 9560 w/ Factory Tri Rod Rotor & Factory Fine Cut Rotor with either Paddle or Straight Blades, 9650 w/ Factory Tri Rod Rotor & Factory Fine Cut Rotor with either Paddle or Straight Blades, 9660 w/ Factory Tri Rod Rotor & Factory Fine Cut Rotor with either Paddle or Straight Blades	

**Order No: WI-RK-301-021**



<b>Description</b>	<b>Retail</b>
MAV Rotor Drive Upgrade	\$495.00
Applications: 9500, 9510, 9600, 9610	
Features: Redekop 9500 w/ Factory Tri Rod Rotor & Factory Fine Cut Rotor with either Paddle or Straight Blades, 9510 w/ Factory Tri Rod Rotor & Factory Fine Cut Rotor with either Paddle or Straight Blades, 9600 w/ Factory Tri Rod Rotor & Factory Fine Cut Rotor with either Paddle or Straight Blades, 9610 w/ Factory Tri Rod Rotor & Factory Fine Cut Rotor with either Paddle or Straight Blades	

**Order No: WI-RK-301-022**

<b>Description</b>	<b>Retail</b>
MAV Rotor Drive Upgrade	\$450.00
Applications: 9400, 9410	
Features: Redekop 9400 w/ Factory Tri Rod Rotor & Factory Fine Cut Rotor with either Paddle or Straight Blades, 9410 w/ Factory Tri Rod Rotor & Factory Fine Cut Rotor with either Paddle or Straight Blades	

**Order No: WI-RK-301-023**

<b>Description</b>	<b>Retail</b>
MAV Rotor Drive Upgrade	\$495.00
Applications: 9400, 9410	
Features: Redekop, Rotor w/ Floor and Knife Bar Upgrade at 1" Spacing 9400 w/ Factory Tri Rod Rotor & Factory Fine Cut Rotor with either Paddle or Straight Blades, 9410 w/ Factory Tri Rod Rotor & Factory Fine Cut Rotor with either Paddle or	

**Combine: Choppers & Spreaders**

**Chopper: Drive**

**Order No: WI-RK-301-023**

Straight Blades

**Order No: WI-RK-301-024**

**Description**

Chopper, Drive Kit  
Applications: 9400, 9410, 9450, 9500, 9510, 9550, 9560, 9600, 9610, 9660  
Features: Redekop, For Rotors with 2 B Drives

**Retail**

\$115.00

**Order No: WI-RK-390-020**

**Description**

Chopper, Slow Speed Drive  
Applications: 9500, 9510, 9560, 9600, 9610, 9660  
Features: Redekop, For Corn/Sunflower 9500 w/ Factory Tri Rod Rotor & Factory Fine Cut Rotor with either Paddle or Straight Blades, 9510 w/ Factory Tri Rod Rotor & Factory Fine Cut Rotor with either Paddle or Straight Blades, 9560 w/ Factory Tri Rod Rotor & Factory Fine Cut Rotor with either Paddle or Straight Blades, 9600 w/ Factory Tri Rod Rotor & Factory Fine Cut Rotor with either Paddle or Straight Blades, 9610 w/ Factory Tri Rod Rotor & Factory Fine Cut Rotor with either Paddle or Straight Blades, 9660 w/ Factory Tri Rod Rotor & Factory Fine Cut Rotor with either Paddle or Straight Blades

**Retail**

\$380.00

**Order No: WI-RK-390-022**

**Description**

Chopper, Slow Speed Drive  
Applications: 9650STS, 9660STS, 9670STS, 9750STS, 9760STS, 9770STS, 9860STS, 9870STS  
Features: Redekop, for Corn/Sunflower 9650STS pre 2003 without Factory Chopper & 2004-2005 without Factory Chopper, 9660STS pre 2006 without Factory Chopper & 2006-later without Factory Chopper, 9670STS without Factory Chopper, 9750STS pre 2003 without Factory Chopper & 2004-2005 without Factory Chopper, 9760STS pre 2006 without Factory Chopper & 2006-later without Factory Chopper, 9770STS without Factory Chopper, 9860STS pre 2006 without Factory Chopper & 2006-later without Factory Chopper, 9870STS without Factory Chopper

**Retail**

\$200.00

**Order No: WI-RK-390-030**

**Description**

Chopper, Slow Speed Drive  
Applications: 9550, 9650  
Features: Redekop, for Corn/Sunflower 9550 w/ Factory Tri Rod Rotor & Factory Fine Cut Rotor with either Paddle or Straight Blades, 9650 w/ Factory Tri Rod Rotor & Factory Fine Cut Rotor with either Paddle or Straight Blades

**Retail**

\$380.00

**Order No: WI-RK-390-050**



**Description**

Chopper, Bearing Replacement Kit  
Applications: 7720, 7721, 8820, 9400, 9410, 9450, 9500, 9510, 9550, 9560, 9600, 9610, 9650CTS, 9650, 9660CTS, 9660, CTS, CTSII  
Features: Redekop, 1.375 9400 w/ Factory Tri Rod Rotor & Factory Fine Cut Rotor with either Paddle or Straight Blades, 9410 w/ Factory Tri Rod Rotor & Factory Fine Cut Rotor with either Paddle or Straight Blades, 9450 w/ Factory Tri Rod Rotor, 9500 w/ Factory Tri Rod Rotor & Factory Fine Cut Rotor with either Paddle or Straight Blades, 9510 w/ Factory Tri Rod Rotor & Factory Fine Cut Rotor with either Paddle or Straight Blades, 9550 w/ Factory Tri Rod Rotor & Factory Fine Cut Rotor with either Paddle or Straight Blades, 9560 w/ Factory Tri Rod Rotor & Factory Fine Cut Rotor with either Paddle or Straight Blades, 9600 w/ Factory Tri Rod Rotor & Factory Fine Cut Rotor with either Paddle or Straight Blades

**Retail**

\$265.00

Factory Tri Rod Rotor & Factory Fine Cut Rotor with either Paddle or Straight Blades, 9610 w/ Factory Tri Rod Rotor & Factory Fine Cut Rotor with either Paddle or Straight Blades, 9650CTS w/ Factory Tri Rod Rotor & Factory Fine Cut Rotor with either Paddle or Straight Blades, 9650 w/ Factory Tri Rod Rotor & Factory Fine Cut Rotor with either Paddle or Straight Blades, 9660CTS w/ Factory Tri Rod Rotor & Factory Fine Cut Rotor with either Paddle or Straight Blades, 9660 w/ Factory Tri Rod Rotor & Factory Fine Cut Rotor with either Paddle or Straight Blades, CTS w/ Factory Tri Rod Rotor & Factory Fine Cut Rotor with either Paddle or Straight Blades, CTSII w/ Factory Tri Rod Rotor & Factory Fine Cut Rotor with either Paddle or Straight Blades

**Order No: WN-1313570C92**



**Description**

Drive Shaft Header  
Applications: 853A, 854A, 453A, 454A, 1253A, 653A, 654A, 655A,  
Features: 48" C to C, 1 1/8" Hex Slide Collar, 1 1/8" Clamp Yoke

**Retail**

\$400.50

**Order No: WN-AE22622**



**Description**

Chopper, Drives, Idler  
Applications: 9500, 9510, 9510SH, 9550, 9550SH, 9560, 9560SH, 9600, 9610, 9640, 9650, 9650STS, 9660, 9680, 9750STS

**Retail**

\$29.00

**Order No: WN-AH119770**



**Description**

Chopper, Pulley  
Applications: CTS, CTS II, 9400, 9410, 9450, 9500, 9501, 9510, 9550, 9550SH, 9560, 9560SH, 9600, 9610  
Features: 10.03" OD, 1.38" ID

**Retail**

\$184.08

**Order No: WN-AH127602**



**Description**

Chopper, Drive, Pulley  
Applications: 9400, 9410, 9450, 9500, 9500SH, 9501, 9510, 9510SH, 9600, 9610  
Features: 11.104" OD, 1.375" ID, 2 Groove 9400 s/n 940101-, 9410, (9450 use w/ H137570 Jackshaft),

**Retail**

\$255.32

**Order No: WN-AH139296**



**Description**

Straw Chopper, Drive, Bearing  
Applications: CTS, CTS II, 9400, 9410, 9450, 9500, 9500SH, 9501, 9510, 9510SH, 9550, 9550SH, 9560, 9560SH, 9560STS, 9570STS, 9600, 9610, 9650, 9650CTS

**Retail**

\$21.00

**Order No: WN-AH162529**



**Description**

Chopper, Pulley  
Applications: 9450, 9550, 9550SH, 9560, 9560SH, 9650, 9660  
Features: O.D.=12.275", I.D.=1.378", 2 Groove

**Retail**

\$258.86

**Order No: WN-H137570**



**Description**

Straw Chopper Drive Jackshaft  
Applications: 9400, 9410, 9450, 9500, 9500SH, 9501, 9510, 9510SH, 9600, 9610  
Features: Rear, 16.25" Long

**Retail**

\$161.32

**Order No: WN-H169065**



**Description**

Jackshaft, Straw Chopper Drive  
Applications: 9450, 9550, 9550 Sidehill, 9560, 9560 Sidehill 9650, 9660  
Features: 14.34" Long 9560 SN <705261, 9560 Side hill SN <705700, 9660 SN <705331

**Retail**

\$146.33

**Order No: WN-JD9275**

John Deere®

**Combine: Choppers & Spreaders**

**Chopper: Drive**

**Order No: WN-JD9275**

Description	Retail
-------------	--------

Chopper, Drive, Bearing Applications: 4420, 6620, 7720, 8820 Features: With Locking Collar	\$21.25
--	---------

**Order No: WN-JD9338**



Description	Retail
-------------	--------

Bearing Applications: 3300, 4400, 6600, 7700, 750, 450, 455, 9400, 1520, 1530, 1560, 1565, 1590, 515, 520, BD1108, BD1110, BD1113 Features: Additional Applications: 410, 510, 430, 530, 330, 335, 375, 435, 535, 385, 466, 566, 446, 546, 456, 556, 467, 567, 457, 557, 540, 545, 550, 572, 582, 592, 448, 447, 547, 458, 458S, 558, 458, 468, 468S, 568, 449, 459, 469, 559,	\$12.85
--	---------

**Order No: WN-SDR6006**



Description	Retail
-------------	--------

Solenoid Applications: 2840, 3020, 4000, 4020, 4030, 4040, 4050, 4230, 4240, 4250, 4320, 4430, 4440, 4450, 4520, 4555, 4620, 4630, 4640, 4650, 4755, 4840, 4850, 4955, 5200, 6600, 7020, 7700, 8430, 8440, 8450, 8560, 8570, 8640, 8650, 2064, 2066, 2264, 2266, 6600, 6602, 6620, 7700, 7720, 8820, 544E, 544G, 624G Features: Use WN-SDR6006 643, 643D, 644C, 644D, 693B	\$31.25
--	---------

**Chopper: Rotor & Blades**

**Order No: WI-RK-300-010**

Description	Retail
-------------	--------

MAV Straw Chopper Rotor Upgrade Applications: 7720, 7721 Features: Redekop	\$3,185.00
--	------------

**Order No: WI-RK-300-020**

Description	Retail
-------------	--------

MAV Straw Chopper Rotor Upgrade Applications: 8820 Features: Redekop	\$3,770.00
--	------------

**Order No: WI-RK-300-070**

Description	Retail
-------------	--------

MAV Straw Chopper Rotor Upgrade Applications: 9650CTS, 9660CTS, CTS, CTSII Features: JD 9650CTS w/ Factory Tri Rod Rotor & Factory Fine Cut Rotor that has either Paddle or Straight Blades, 9660CTS w/ Factory Tri Rod Rotor & Factory Fine Cut Rotor that has either Paddle or Straight Blades, CTS w/ Factory Tri Rod Rotor & Factory Fine Cut Rotor that has either Straight or Paddle Blades, CTS II w/ Factory Tri Rod Rotor & Factory Fine Cut Rotor that has either Paddle or Straight Blades	\$3,175.00
---	------------

**Order No: WI-RK-300-100**

Description	Retail
-------------	--------

MAV Straw Chopper Rotor Upgrade Applications: T670, WTS Features: Redekop	\$5,375.00
---	------------

**Order No: WI-RK-301-003**

Description	Retail
-------------	--------

MAV Straw Chopper Rotor Upgrade Applications: 9400, 9410, 9500, 9510, 9550, 9560 Features: Redekop 9400 w/ Factory Tri Rod Rotor & Factory Fine Cut Rotor with either Paddle or Straight Blades, 9410 w/ Factory Tri Rod Rotor & Factory Fine Cut Rotor with either Paddle or Straight Blades, 9500 w/ Factory Tri Rod Rotor & Factory Fine Cut Rotor with either Paddle or Straight Blades, 9510 w/ Factory Tri Rod Rotor & Factory Fine Cut Rotor with either Paddle or	\$3,555.00
---	------------

Straight Blades, 9550 w/ Factory Tri Rod Rotor & Factory Fine Cut Rotor with either Paddle or Straight Blades, 9560 w/ Factory Tri Rod Rotor & Factory Fine Cut Rotor with either Paddle or Straight Blades

**Order No: WI-RK-301-004**



Description	Retail
-------------	--------

MAV Straw Chopper Rotor Upgrade Applications: 9600, 9610, 9650, 9660 Features: Redekop	\$3,915.00
--	------------

**Order No: WI-RK-311-001**

Description	Retail
-------------	--------

MAV Straw Chopper Rotor Upgrade Tight Applications: 9400, 9410, 9500, 9510, 9550, 9560, CTSII Features: Redekop, w/ Floor and Knife Bar Upgrade at 1" Spacing	\$4,690.00
---	------------

**Order No: WI-RK-311-003**



Description	Retail
-------------	--------

MAV Straw Chopper Rotor Upgrade Tight Applications: 9600, 9610, 9650, 9660 Features: Redekop, w/ Floor & Knife Bar Upgrade at 1" Spacing	\$5,160.00
--	------------

**Order No: WI-RK-350-010**

Description	Retail
-------------	--------

Straw Chopper Rotor Upgrade, ECONO Applications: 7720, 7721, 9400, 9410, 9450, 9500, 9510, 9550, 9560, 9650CTS, 9660CTS, CTS, CTSII Features: Redekop, ECONO 9400 w/ Factory Tri Rod Rotor & Factory Fine Cut Rotor with either Paddle or Straight Blades, 9410 w/ Factory Tri Rod Rotor & Factory Fine Cut Rotor with either Paddle or Straight Blades, 9450 w/ Factory Tri Rod Rotor, 9500 w/ Factory Tri Rod Rotor & Factory Fine Cut Rotor with either Paddle or Straight Blades, 9510 w/ Factory Tri Rod Rotor & Factory Fine Cut Rotor with either Paddle or Straight Blades, 9550 w/ Factory Tri Rod Rotor & Factory Fine Cut Rotor with either Paddle or Straight Blades, 9560 w/ Factory Tri Rod Rotor & Factory Fine Cut Rotor with either Paddle or Straight Blades, 9650CTS w/ Factory Tri Rod Rotor & Factory Fine Cut Rotor with either Paddle or Straight Blades, 9660CTS w/ Factory Tri Rod Rotor & Factory Fine Cut Rotor with either Paddle or Straight Blades, CTS w/ Factory Tri Rod Rotor & Factory Fine Cut Rotor with either Paddle or Straight Blades, CTSII w/ Factory Tri Rod Rotor & Factory Fine Cut Rotor with either Paddle or Straight Blades	\$2,320.00
--	------------

**Order No: WI-RK-350-020**

Description	Retail
-------------	--------

Straw Chopper Rotor Upgrade, ECONO Applications: 8820, 9600, 9610, 9650, 9660 Features: Redekop, ECONO 9600 w/ Factory Tri Rod Rotor & Factory Fine Cut Rotor with either Paddle or Straight Blades, 9610 w/ Factory Tri Rod Rotor & Factory Fine Cut Rotor with either Paddle or Straight Blades, 9650 w/ Factory Tri Rod Rotor & Factory Fine Cut Rotor with either Paddle or Straight Blades, 9660 w/ Factory Tri Rod Rotor & Factory Fine Cut Rotor with either Paddle or Straight Blades	\$2,650.00
---	------------

**Order No: WI-RK-390-070**

Description	Retail
-------------	--------

Chopper, Knife bar Blade Replacement Kit Applications: 7720, 7721, 9400, 9410, 9450, 9500, 9510, 9550, 9560 Features: Redekop 9400 w/ Factory Tri Rod Rotor & Factory Fine Cut Rotor with either Paddle or Straight Blades, 9410 w/ Factory Tri Rod Rotor & Factory Fine Cut Rotor with either Paddle or Straight Blades, 9450 w/ Factory Tri Rod Rotor, 9500 w/ Factory Tri Rod Rotor & Factory Fine Cut	\$660.00
---	----------



**Combine: Choppers & Spreaders**

**Chopper: Rotor & Blades**

**Order No: WI-RK-390-070**

Rotor with either Paddle or Straight Blades, 9510 w/ Factory Tri Rod Rotor & Factory Fine Cut Rotor with either Paddle or Straight Blades, 9550 w/ Factory Tri Rod Rotor & Factory Fine Cut Rotor with either Paddle or Straight Blades, 9560 w/ Factory Tri Rod Rotor & Factory Fine Cut Rotor with either Paddle or Straight Blades


**Order No: WI-RK-390-080**

Description	Retail
Chopper, Knife bar Blade Replacement Kit Applications: 8820, 9600 Features: Redekop 9600 w/ Factory Tri Rod Rotor & Factory Fine Cut Rotor with either Paddle or Straight Blades	\$810.00

**Order No: WI-RK-390-200**

Description	Retail
 Straw Chopper Blade Conversion Kit Applications: 9670STS, 9770STS, 9870STS Features: Redekop, Fine Cut (44), All with Factory Chopper Kit contains 44 Double Bevel Straight Blades with bushings, washers, bolts & nuts.	\$1,125.00

**Order No: WI-RK-390-210**

Description	Retail
 MAV Chopper Blade Kit Upgrade Applications: S660, S670, S680, S690 Features: Redekop, Fine Cut (44)	\$1,370.00


**Order No: WI-RK-390-230**

Description	Retail
Chopper, Blade Kit Upgrade Applications: T670, WTS Features: Redekop, Fine Cut (108) Kit Contains 90 Straight and 24 Paddle	\$2,000.00

**Order No: WI-RK-390-240**

Description	Retail
Chopper Blade Kit Upgrade Applications: 9650STS, 9750STS Features: Redekop, 60 Paddle	\$1,160.00


**Order No: WI-RK-390-250**

Description	Retail
 Chopper Blade Kit Upgrade Applications: 9660STS, 9760STS, 9860STS Features: Redekop, 48 Paddle/20 Str, With Factory Chopper	\$1,275.00


**Order No: WN-156101**

Description	Retail
Blade, Chopper, Rotor Applications: 9660STS, 9760STS, 9860STS Features: Straight	\$6.80

**Order No: WN-218169**

Description	Retail
 Chopper, Paddle Blade, Right Hand Applications: 9570, 9670, 9770, 9870, STS Features: OEM Replacements 18 each used RH and LH on 9570. All others models use 22 each.	\$10.70

**Order No: WN-218170**

Description	Retail
 Chopper, Paddle Blade, Left Hand Applications: 9570, 9670, 9770, 9870, STS Features: OEM Replacements 18 each used RH and LH on 9570. All others models use 22 each.	\$10.70

**Order No: WN-218499**

Description	Retail
Chopper, Trunnion, Bushing Applications: 9570STS, 9670STS, 9770STS, 9870STS Features: 1.500" OD, .410" ID	\$8.12


**Order No: WN-25375NB**

Description	Retail
Chopper, Blade, Mounting Bolt & Nut, New Style, 2.5" x 3/8" Applications: 6600, 6620, 7700, 7720, 8820, 9400, 9500, 9600 Features: Fine Cut Rotor S/N 4876-, Fine Cut Chopper S/N 7000-	\$2.96

**Order No: WN-6620KC**

Description	Retail
Chopper, Knife Bar, Conversion Kit Applications: 6600, 6620 Features: 6600/6620 Conversion Kit to 9000 Series Style	\$330.00

**Order No: WN-8499**

Description	Retail
 Bolt, With Nut Applications: 9650, 9750, 9660, 9760, 9860, 9670, 9770, 9870 Features: M10X60	\$2.40


**Order No: WN-8820KC**

Description	Retail
Chopper, Knife Bar, Conversion Kit Applications: 8820 Features: 8820 Conversion Kit to 9000 Series Style	\$425.00

**Order No: WN-92526**

Description	Retail
Chopper, Blade, New Style Applications: 6600, 6620, 7700, 7720, 8820, 9400, 9500, 9600 Features: For New Fine Cut Chopper s/n -4874	\$8.78

**Order No: WN-92528**

Description	Retail
 Chopper, Blade, New Style Applications: 6600, 6620, 7700, 7720, 8820, 9400, 9500, 9600 Features: For TSR Fine Cut Rotor S/N 4875-ONLY (Chopper S/N 7000-)	\$9.89


**Order No: WN-92532L**

Description	Retail
Chopper, Paddle Blade, Left Hand Applications: 9560STS, 9650STS, 9660STS, 9670STS, 9750STS, 9760STS, 9770STS, 9860STS, 9870STS Features: For Use In TSR STS Chopper	\$9.17

**Order No: WN-92532R**

Description	Retail
Chopper, Paddle Blade, Right Hand Applications: 9560STS, 9650STS, 9660STS, 9670STS, 9750STS, 9760STS, 9770STS, 9860STS, 9870STS Features: For Use In TSR STS Chopper	\$9.17

**Order No: WN-AH124635**

Description	Retail
 Chopper, Blade, Set Applications: CTS, CTS II, 105, 3300, 4400, 4420, 55, 6600, 6620, 7720, 7721, 8820, 9400, 9410, 9450, 9500, 9500SH, 9510, 9510SH, 9550, 9550SH, 9560, 9560SH, 9600, 9610, 9650, 9650CTS, 9660, 9660CTS Features: 8-3/8" Long, 6 Blades, Heat Treated 7700 s/n 213301-, 9600 s/n 645301-	\$31.64

**Order No: WN-AH128248**

Description	Retail
Chopper, Rotor Assembly Applications: 4400, 4420 Features: Balanced Rotor with Hardened Blades and Trunnions	\$1,475.00


**Order No: WN-AH139260**



**Combine: Choppers & Spreaders**

**Chopper: Rotor & Blades**


Order No: WN-AH139260

Description	Retail
 Straw Chopper Drive Sprocket Bearing Applications: CTS, CTS II, 9400, 9410, 9450, 9500, 9500SH, 9501, 9510, 9510SH, 9550, 9550SH, 9560, 9560SH, 9600, 9610, 9650, 9650CTS, 9660, 9660CTS Features: With Casting	\$62.00


Order No: WN-AH140128ASSY

Description	Retail
Chopper, Knife Bar Assembly Applications: 9600, 9610, 9650W, 9660W Features: 1-AH140128 Bar Assembly with 35-H142141 Knife Sections	\$420.00


Order No: WN-AH140129ASSY

Description	Retail
 Chopper, Knife Bar Assembly Applications: 9500 Features: 1- AH140129 Bar with 29-H142141 Knives and 1-H149992 Bar	\$370.00


Order No: WN-AH143426

Description	Retail
 Chopper, Rotor Assembly Applications: 7700, 7720, 9400, 9500 Features: Balanced Rotor with Hardened Blades and Trunnions 9400 s/n -645110, 9500 s/n -646108	\$1,870.00


Order No: WN-AH171588

Description	Retail
 Chopper, Blade, Set Applications: 7700, 7720, 8820, 9400, 9410, 9450, 9500, 9510, 9550, 9600, 9610, 9650 Features: Hammer Style, 1.75" x 8.5", 6 Blades with Hardware	\$31.64


Order No: WN-AH171588-DB

Description	Retail
 Chopper, Blade, Set Applications: 7700, 7701, 7720, 7721, 7722, 8820, 9400, 9410, 9500, 9500 Sidehill, 9501, 9510, 9510 Sidehill, 9600, 9610, CTS, CTS 2 Features: Double Bevel, 1.75" x 8.5", 6 Blades with Hardware 7700 s/n 213301-, 9600 s/n654301	\$86.86

Order No: WN-AH171588-SB

Description	Retail
 Chopper, Blade, Set Applications: 7700, 7701, 7720, 7721, 7722, 8820, 9400, 9410, 9500, 9500 Sidehill, 9501, 9510, 9510 Sidehill, 9600, 9610, CTS Features: Single Bevel, 1.75" x 8.5", 6 Blades with Hardware 7700 s/n 213301-, 9600 s/n 64530-	\$48.18


Order No: WN-AH172022

Description	Retail
 Chopper, Blade, Set Applications: 3300, 4400, 4420, 6601, 6602, 6620, 6622 Features: 1.75" x 9.25", 6 Blades with Hardware, Hammer Style	\$69.15

Order No: WN-AH201699


Description	Retail
Chopper, Rotor, Assembly Applications: 7700, 7720, 9400, 9500 Features: Fine Chop, Straight Blades	\$2,195.00

Order No: WN-AH205909


Description	Retail
 Chopper Blade Applications: CTS, 9500, 9510, 9550, 9550SH, 9560, 9560I STS, 9560SH, 9560STS, 9600, 9610, 9650, 9650CTS, 9650STS, 9660, 9660CTS,	\$56.00

9660STS, 9860STS  
Features: Paddle Type, Set of 4LH and 4RH

Order No: WN-AH205910

Description	Retail
 Straw Chopper Blade Kit Applications: CTS, CTS II, 9500, 9500SH, 9510, 9510SH, 9550, 9550SH, 9600, 9610, 9650, 9650CTS, 9650STS, 9660, 9660CTS, 9660STS, 9750STS, 9760STS, 9860STS Features: Fine Cut, Set of 8	\$39.00


Order No: WN-AH232668

Description	Retail
 Straw Chopper Bearing Applications: 9650STS, 9750STS, 9860STS, 9660STS, 9760STS, 9560STS, 9570STS, 9670STS, S550 Features: Housing & Bearing Assembly	\$69.00


Order No: WN-AH234779

Description	Retail
Adjuster Rod Applications: 9560STS, 9660STS, 9570STS, 9870STS Features: Knife Bar	\$49.09


Order No: WN-AH89918

Description	Retail
 Chopper, Stationary Blade, Double Applications: 6620, 7720, 8820, 9400, 9500, 9600	\$10.18


Order No: WN-H156100

Description	Retail
 Chopper, Trunnion, Bushing Applications: 9650, 9750, 9660, 9760, 9860 Features: 1.125" O.D. , .410" I.D. 4 Pack , Priced Ind.	\$5.96


Order No: WN-H156101

Description	Retail
 Straw Chopper Blade Washer Applications: Various Features: Pack of 10	\$8.00


Order No: WN-H167127

Description	Retail
 Chopper, Trunnion, Bushing Applications: CTS, CTS II, 9500, 9500SH, 9510, 9510SH, 9550, 9550SH, 9560, 9560SH, 9560STS, 9600, 9610, 9650, 9650STS9650CTS, 9660, 9660STS, 9660CTS, 9750STS, 9760STS, 9760STS Features: Used On OEM Choppers	\$8.63

Order No: WN-H215004

Description	Retail
 Stationary Knife Straw Chopper Applications: CTS, CTS II, 9400, 9410, 9450, 9470STS, 9500, 9510, 9550, 9560, 9560STS, 9570STS, 9600, 9610, 9650, 9650CTS, 9650STS, 9660, 9660CTS, 9660STS, 9670STS, 9750STS, 9760STS, 9770STS, 9860STS, 9870STS, 9880STS Features: Stationary, Pack of 10/Priced Individually	\$5.00

Order No: WN-H218499

Description	Retail
 Straw Chopper Blade Bushing Applications: 9570STS, 9870STS, 9670STS, 9770STS, S550, S560, S690STS, 9470STS, 9570STS, 9670STS, 9770STS, 9870STS Features: Inner Bushing, Pack of 25 (S560, S690 STS, All European), 9470STS South American	\$195.00

Order No: WN-HXE15909

Description	Retail
 Straw Chopper Blade Spacer Applications: S650, S660, S670, S680, S690, S670HM, S680HM, S690HM	\$195.00


**Combine: Choppers & Spreaders**

**Chopper: Rotor & Blades**

**Order No: WN-HXE15909**

Features: Inner Spacer, Pack of 25

**Order No: WN-HXE59496**

Description	Retail
 Straw Chopper Blade Bushing Applications: S650, S660, S670, S680, S690, S670HM, S680HM, S690HM Features: Outer Bushing, Pack of 25	\$165.00


**Order No: WN-KB4400**

Description	Retail
Chopper, Knife Bar Assembly Applications: 4400, 4420 Features: With Blades	\$206.94


**Order No: WN-N110219**

Description	Retail
Bushing Applications: 9560STS, 9660STS, 9570STS, 9870STS Features: For Knife Bank Adjusting Rod	\$8.84


**Order No: WN-RK-BK600**

Description	Retail
 Chopper, Replacement Blade Kit Applications: 9400, 9410, 9500, 9510, 9550, 9560, 9600, 9610, 9650CTS, 9650, 9660CTS, 9660, CTS, CTSII Features: Redekop, HA600 (8) All with Factory Fine Cut Rotor - Straight Blades	\$108.25

**Order No: WN-RK-BK684**

Description	Retail
 Chopper, Replacement Blade Kit Applications: 7700, 7720, 7721, 8820, 9400, 9410, 9450, 9500, 9510, 9550, 9560, 9600, 9610, 9650CTS, 9650, 9660CTS, 9660, CTS, CTSII Features: Redekop, Contains 6 Blades All with Factory Tri Rod Rotor: 9400, 9410, 9450, 9500, 9510, 9550, 9560, 9600, 9610, 9650CTS, 9650, 9660CTS, 9660, CTS, CTSII	\$37.25

**Order No: WN-RK-BK720**

Description	Retail
 Chopper, Replacement Blade Kit Applications: 9400, 9410, 9450, 9500, 9510, 9550, 9560, 9600, 9610, 9650CTS, 9650STS, 9650, 9660CTS, 9660STS, 9660, 9670STS, 9750STS, 9770STS, 9860STS, 9870STS, CTS, CTSII, S660, S670, S680, S690, T670, WTS Features: Redekop, 10 Blades (All with either Factory Tri Rod Rotor, Factory Fine Cut Rotor - both Paddle & Straight Blades: 9400, 9410, 9500, 9510, 9550, 9560, 9560, 9600, 9610, 9650CTS, 9650, 9660CTS, 9660, CTS, CTSII), 9450 w/ Factory Tri Rod Rotor, 9650STS w/ Factory Chopper & 2004-2005 and Pre 2003 w/out Factory chopper, 9670STS w/ Factory Chopper, 9750STS w/ Factory Chopper & 2004-2005 and Pre 2003 w/out Factory chopper, 9760STS w/ Factory Chopper & Pre 2006 and 2006 Later w/out Factory Chopper, 9860STS w/ Factory Chopper & Pre 2006 and 2006 Later w/out Factory Chopper	\$171.25

**Order No: WN-SCKK-JDS**

Description	Retail
Chopper, Blade Set, 8-7/16" Long Applications: 7700, 7720, 8820, 9400, 9500, 9510, 9600, 9610 Features: Set of 3, Heat Treated, With Bushings, Bolts, & Lock Nuts	\$12.95

**Order No: WN-T782**


Description	Retail
Chopper, Trunnion, Bushing Applications: 9560STS, 9650STS, 9660STS,	\$2.12

9670STS, 9750STS, 9760STS, 9770STS, 9860STS, 9870STS  
Features: For Use In TSR STS Chopper

**Order No: WN-T785**

Description	Retail
Chopper, Trunnion, Bushing Applications: 6600, 6620, 7700, 7720, 8820, 9400, 9410, 9500, 9510, 9550, 9600, 9610, 9650, CTS Features: For New Fine Cut Chopper s/n -4874	\$5.30

**Order No: WN-T786**

Description	Retail
 Chopper, Trunnion, Bushing Applications: 6600, 6620, 7700, 7720, 8820, 9400, 9410, 9500, 9510, 9550, 9600, 9610, 9650, CTS Features: For New Fine Cut Chopper s/n 4875-	\$6.80

**Chopper: Sheet Metal**

**Order No: WI-RK-390-010**

Description	Retail
Tailboard Fin Applications: 9650STS, 9660STS, 9670, 9750STS, 9760STS, 9770STS, 9860STS, 9860STS Premium, 9870STS Features: Redekop, 12 Vane, All with Factory Chopper	\$1,570.00

**Order No: WI-RK-390-015**

Description	Retail
Chopper, Wide Spread Kit Applications: 9650STS, 9660STS, 9670STS, 9750STS, 9760STS, 9770STS, 9860STS, 9860STS Premium, 9870STS Features: Redekop, All with Factory Chopper	\$2,500.00

**Order No: WI-RK-390-110**

Description	Retail
Chopper, Fin Kit Applications: 7720, 7721, 9400, 9410, 9450, 9500, 9510, 9550, 9560, 9650CTS, 9660CTS, CTS, CTSII Features: Redekop, Tailboard Upgrade 9400 w/ Factory Tri Rod Rotor & Factory Fine Cut Rotor with either Paddle or Straight Blades, 9410 w/ Factory Tri Rod Rotor & Factory Fine Cut Rotor with either Paddle or Straight Blades, 9450 w/ Factory Tri Rod Rotor, 9500 w/ Factory Tri Rod Rotor & Factory Fine Cut Rotor with either Paddle or Straight Blades, 9510 w/ Factory Tri Rod Rotor & Factory Fine Cut Rotor with either Paddle or Straight Blades, 9550 w/ Factory Tri Rod Rotor & Factory Fine Cut Rotor with either Paddle or Straight Blades, 9560 w/ Factory Tri Rod Rotor & Factory Fine Cut Rotor with either Paddle or Straight Blades, 9650CTS w/ Factory Tri Rod Rotor & Factory Fine Cut Rotor with either Paddle or Straight Blades, 9660CTS w/ Factory Tri Rod Rotor & Factory Fine Cut Rotor with either Paddle or Straight Blades, CTS w/ Factory Tri Rod Rotor & Factory Fine Cut Rotor with either Paddle or Straight Blades, CTSII w/ Factory Tri Rod Rotor & Factory Fine Cut Rotor with either Paddle or Straight Blades	\$185.00

**Order No: WI-RK-390-120**

Description	Retail
Chopper, Fin Kit Applications: 8820, 9600, 9610, 9650, 9660 Features: Redekop, Tailboard Upgrade 9600 w/ Factory Tri Rod Rotor & Factory Fine Cut Rotor with either Paddle or Straight Blades, 9610 w/ Factory Tri Rod Rotor & Factory Fine Cut Rotor with either Paddle or Straight Blades, 9650 w/ Factory Tri Rod Rotor & Factory Fine Cut Rotor with either Paddle or Straight Blades, 9660 w/ Factory Tri Rod Rotor & Factory Fine Cut Rotor with either Paddle or Straight Blades	\$145.00

**Order No: WI-RK-810-060**

John Deere®

**Combine: Choppers & Spreaders**

**Chopper: Sheet Metal**

**Order No: WI-RK-810-060**

Description	Retail
Chopper, Wide Spread Kit Applications: 9500, 9510, 9550, 9560, 9600, 9610, 9650, 9660, S660, S670, S680, S690 Features: Redekop 9500, 9510, 9550, 9560, 9600, 9610, 9650, 9660 All w/ Factory Fine Cut both Paddle and Straight Blades & Factory Tri Rod Rotor	\$1,060.00

**Order No: WN-126335**

Description	Retail
Chopper, Support Rod Applications: 400, 4420, 6600, 6620, 7700, 7720, 8820, 9400, 9410, 9450, 9500, 9510, 9550, 9560, 9600, 9610, 9650, 9650CTS, 9660, 9660CTS, CTS, CTS II Features: Left Hand	\$23.50

**Order No: WN-126336**

Description	Retail
Chopper, Support Rod Applications: 400, 4420, 6600, 6620, 7700, 7720, 8820, 9400, 9410, 9450, 9500, 9510, 9550, 9560, 9600, 9610, 9650, 9650CTS, 9660, 9660CTS, CTS, CTS II Features: Right Hand	\$23.50

**Order No: WN-218491**

Description	Retail
Chopper, Wide Spread Deflector Assembly, 12 Fin Model Applications: 9650STS, 9660STS, 9670STS, 9750STS, 9760STS, 9770STS, 9860STS, 9870STS Features: Fins, Support Rods, Vert Panels, & Hardware, Works On All STS	\$1,050.00

**Order No: WN-9500EW**

Description	Retail
Chopper, Extra-Wide Spread Deflector, Kit Applications: 9400, 9410, 9500, 9510 Features: Fins, Support Rods, Vertical Panels - No Deck Sheet	\$299.00

**Order No: WN-9600EW**

Description	Retail
Chopper, Extra-Wide Spread Deflector, Kit Applications: 9600, 9610 Features: Fins, Support Rods, Vertical Panels & Bolts - No Deck Sheet	\$355.00

**Order No: WN-97120**

Description	Retail
Chopper, Mounting Kit Applications: 9870 Features: Includes Parts to Install a WN-9870R Chopper On 9870 Combine Parts included In this Kit, (HARDWARE IS INCLUDED BUT TO MANY TO LIST), H168323 STRIP, H229546 SEAL, H172614, TOP PANEL, AH168277 FEED PLATE, AH222462 SHEET, AH223141 SHEET, AH220827 BRACKET (2), AH201004 COB DEFLECCTOR, H201116 PLATE, R117879 BUSHING, AH201027 PLATE, AH201026 HANDLE, H201023 PIN, R28783 SPRING, W25634 GRIP, H204598 CHANNEL, H157499 PLATE (2), H209928 RH PLATE, H209929 LH PLATE, H174305 BRAKET (2), H136179 PIN (2), B28970 SPRING (2), H214956 NUT (2).	\$1,750.00

**Order No: WN-AH112271**

Description	Retail
 Chopper, Side Sheet, Right Hand Applications: 4400, 4420, 6600, 6620, 7700, 7720,	\$135.00

8820

**Order No: WN-AH112272**

Description	Retail
 Chopper, Side Sheet, Left Hand Applications: 4400, 4420, 6600, 6620, 7700, 7720, 8820	\$135.00


**Order No: WN-AH125074**

Description	Retail
 Chopper, Wide Spread Deflector, Deck Sheet Applications: 8820	\$330.00

**Order No: WN-AH125998**

Description	Retail
 Chopper, Wide Spread Deflector, Deck Sheet Applications: 9600, 9610, 9650, 9660	\$246.68

**Order No: WN-AH137792**

Description	Retail
 Chopper, Deck Sheet Applications: 9400, 9410, 9500, 9510	\$355.00

**Order No: WN-AH139679**

Description	Retail
 Chopper, Hanger, Right Hand Applications: 9400, 9500, 9600 Features: Mounting Hanger, Right Hand	\$112.22

**Order No: WN-AH139680**

Description	Retail
 Chopper, Hanger, Left Hand Applications: 9400, 9500, 9600 Features: Mounting Hanger, Left Hand	\$112.22


**Order No: WN-AH139681**

Description	Retail
Chopper, Hanger, Right Applications: 9400, 9410, 9450 Features: 9400 s/n 655101-	\$145.00


**Order No: WN-AH139682**

Description	Retail
Chopper, Hanger, Left Applications: 9400, 9410, 9450 Features: 9400 s/n 655101-	\$145.00


**Order No: WN-AH139790**

Description	Retail
 Sheet, Straw Chopper; Regular Applications: 9600, 9610, 9650, 9660	\$138.53

**Order No: WN-AH139791**

Description	Retail
 Chopper, Wide Spread Deflector, Vertical Panel Applications: 9400, 9500	\$107.00


**Order No: WN-AH142779**

Description	Retail
 Chopper, Extension Door Applications: 9400, 9410, 9450	\$273.98

**Order No: WN-AH143047**

Description	Retail
 Chopper, Knife Sheet, Bottom Applications: 9600, 9610, 9650, 9660	\$415.00

**Order No: WN-AH143048**

Description	Retail
 Bottom Knife Sheet Applications: CTS, CTS II, 9400, 9410, 9450, 9500, 9500SH, 9501, 9510, 9550, 9550SH, 9560, 9560SH, 9650CTS, 9660CTS Features: 9400 (s/n 655101-later), 9500 (s/n 640200-later)	\$390.00

**Order No: WN-AH144478**


John Deere®



**Combine: Choppers & Spreaders**

**Chopper: Sheet Metal**


Order No: WN-AH144478

Description	Retail
 Chopper, Extra Wide Spread Deflector, Vertical Panel Applications: 9400, 9410, 9500, 9510, 9550, 9560, CTS	\$118.00


Order No: WN-AH149878

Description	Retail
 Chopper, Bottom Knife Sheet Applications: 9650STS, 9750STS Features: Not For TSR Chopper 9650STS s/n -700500, 9750STS s/n -700600	\$524.00

Order No: WN-AH149959

Description	Retail
 Chopper, Hanger Sheet Applications: 9650STS, 9750STS Features: Left Hand 9650STS S/N -700500, 9750STS S/N -700600	\$168.00


Order No: WN-AH163595

Description	Retail
 Bearing Housing Applications: 9650STS, 9750STS, 9860STS, 9660STS, 9760STS, 9560STS, 9570STS, 9670STS, S550	\$85.00


Order No: WN-AH165094

Description	Retail
Chopper Mounting Bracket Applications: 9560STS Features: LH, Includes Pin And Spring 9560 STS (-715, 300)	\$101.00


Order No: WN-AH165095

Description	Retail
 Bracket, Chopper Housing Applications: 9650, 9660STS, 9750, 9760STS, 9860STS Features: RH, Chopper Housing, Includes Pin and Spring	\$101.00

Order No: WN-AH168277

Description	Retail
 Chopper, Extension Door Applications: 9560STS, 9650STS, 9660STS, 9750STS, 9760STS, 9860STS, 9880STS, EXD9860	\$495.00


Order No: WN-AH205006

Description	Retail
 Chopper, Knife Sheet, Bottom Applications: 9560STS Features: For Both OEM & TSR Choppers	\$490.00


Order No: WN-AH205104

Description	Retail
 Chopper, Hanger Sheet, Left Hand Applications: 9650STS, 9660STS, 9860STS	\$209.00


Order No: WN-AH214452

Description	Retail
 Chopper, Knife Sheet, Bottom Applications: 9650STS, 9750STS, 9660STS, 9760STS, 9860STS Features: 9650STS s/n 700501-, 9750STS s/n 700601	\$425.00


Order No: WN-AH215919

Description	Retail
 Chopper, Hanger Sheet, Right Hand Applications: 9750STS, 9760STS, 9860STS	\$197.00


Order No: WN-AH218187

Description	Retail
 Straw Chopper Bottom Sheet Applications: 9670STS, 9770STS, 9870STS	\$465.00

Order No: WN-AH218277

Description	Retail
 Chopper Mounting Brackets Applications: 9560STS, 9660STS, 9760STS, 9860STS, 9880I STS, 9880I STS Hillmaster Features: LH, Includes Pin And Spring 9560 STS SN 715, 301-, 9880i STS SN 715701-, 9880I STS Hillmaster SN 715801-	\$106.00

Order No: WN-AH218278

Description	Retail
 Chopper Mounting Bracket Applications: 9560STS, 9660STS, 9670STS, 9760STS, 9770STS, 9860STS, 9870STS, 9880I STS, 9880I STS Hillmaster, S690, S690 Hillmaster Features: RH, Includes Pin And Spring 9880I STS SN 715701-, 9880I STS Hillmaster SN 715801-, S960 STS And S690 Hillmaster --745100	\$106.00


Order No: WN-AH218313

Description	Retail
Knife Bank Channel Applications: 9650STS, 9750STS, 9660STS, 9760STS, 9860STS Features: With Pin 9660STS S/N 715401-	\$165.00


Order No: WN-AH218490

Description	Retail
 Chopper, Wide Spread Deflector, Deck Sheet Applications: 9670STS, 9770STS, 9870STS	\$580.00


Order No: WN-BH77683

Description	Retail
 Chopper, Side Sheet Kit Applications: 4400, 4420, 6600, 6620, 7700, 7720, 8820 Features: Left / Right Side Sheets, Inner / Outer Hangers, Hardware	\$295.00

Order No: WN-BH81039

Description	Retail
 Wide Spread Deflector Assembly Applications: 9600 Features: Includes Hardware	\$589.00

Order No: WN-BH81040

Description	Retail
 Chopper, Wide Spread Deflector Assembly Applications: 9400, 9500 Features: Includes Hardware	\$570.00

Order No: WN-EXD6620

Description	Retail
Chopper, Extension Door Assembly Applications: 6600, 6620 Features: Smooth Door, Not Corrugated	\$285.00

Order No: WN-H114535

Description	Retail
 Chopper, Wide Spread Deflector, Fin Applications: 4420, 6620, 7720, 8820, 9400, 9500, 9600 Features: Right Hand, Large	\$28.50

Order No: WN-H114536

Description	Retail
 Chopper, Wide Spread Deflector, Fin Applications: 4420, 6620, 7720, 8820, 9400, 9500, 9600 Features: Left Hand, Large	\$28.50

Order No: WN-H114537

Description	Retail
Chopper, Wide Spread Deflector, Fin Applications: 6620, 7720, 8820, 9400, 9500, 9600	\$24.00

John Deere®



<b>Combine: Choppers &amp; Spreaders</b>	
<b>Chopper: Sheet Metal</b>	
<b>Order No: WN-H114537</b>	
Features: Right Hand, Small	
<b>Order No: WN-H114538</b>	
<b>Description</b>	<b>Retail</b>
Chopper, Wide Spread Deflector, Fin Applications: 6620, 7720, 8820, 9400, 9500, 9600 Features: Left Hand, Small	\$20.22
<b>Order No: WN-H130948</b>	
<b>Description</b>	<b>Retail</b>
Chopper, Left Side Fin Applications: 9400, 9500, 9600 Features: Large	\$38.00
<b>Order No: WN-H130949</b>	
<b>Description</b>	<b>Retail</b>
Chopper, Right Side Spreader Fin Applications: 9400, 9500, 9600 Features: Large	\$38.00
<b>Order No: WN-H145778</b>	
<b>Description</b>	<b>Retail</b>
Rail, Mounting Hangers Applications: 9400, 9500	\$69.00
<b>Order No: WN-H149830</b>	
<b>Description</b>	<b>Retail</b>
Chopper, Knife Sheet, Bottom Applications: 4400, 4420	\$190.20
<b>Order No: WN-H149831</b>	
<b>Description</b>	<b>Retail</b>
Chopper, Knife Sheet, Bottom Applications: 6600, 6620	\$183.10
<b>Order No: WN-H149832</b>	
<b>Description</b>	<b>Retail</b>
Straw Chopper Knife Sheet Bottom Applications: 7700, 7720	\$248.15
<b>Order No: WN-H149833</b>	
<b>Description</b>	<b>Retail</b>
Chopper, Knife Sheet, Bottom Applications: 8820	\$279.12
<b>Order No: WN-H150401</b>	
<b>Description</b>	<b>Retail</b>
Chopper, Extra Wide Spread Deflector, Fin Applications: 9400, 9410, 9500, 9510, 9600, 9610 Features: Large, Right Hand	\$48.50
<b>Order No: WN-H150402</b>	
<b>Description</b>	<b>Retail</b>
Chopper, Extra Wide Spread Deflector, Fin Applications: 9400, 9410, 9500, 9510, 9600, 9610 Features: Large, Left Hand	\$48.50
<b>Order No: WN-H150403</b>	
<b>Description</b>	<b>Retail</b>
Chopper, Extra Wide Spread Deflector, Fin Applications: 9400, 9410, 9500, 9510, 9600, 9610 Features: Small, Right Hand	\$28.50
<b>Order No: WN-H150404</b>	
<b>Description</b>	<b>Retail</b>
Chopper, Extra Wide Spread Deflector, Fin Applications: 9400, 9410, 9500, 9510, 9600, 9610 Features: Small, Left Hand	\$28.50
<b>Order No: WN-H150408</b>	
<b>Description</b>	<b>Retail</b>
Deflector Sheet Applications: CTS, CTS II, 9400, 9410, 9450, 9500, 9500SH, 9510, 9510SH, 9550, 9550SH, 9560, 9560SH, 9650CTS, 9660CTS Features: Wide Spread, 54.188" L, 3.937" W	\$65.19

<b>Order No: WN-H157109</b>	
<b>Description</b>	<b>Retail</b>
Sheet, Deflector, Regular Applications: CTS, CTSII, 9400, 9410, 9500, 9500SH, 9510, 9510SH, 9550, 9550SH, 9560, 9560SH, 9650CTS, 9660CTS	\$85.13
<b>Order No: WN-H157482</b>	
<b>Description</b>	<b>Retail</b>
Chopper, Rear Panel Applications: 9650STS, 9750STS Features: 9650STS s/n -700500, 9750STS s/n -700600	\$265.00
<b>Order No: WN-H157502</b>	
<b>Description</b>	<b>Retail</b>
Chopper, Hanger Sheet Applications: 9650STS, 9750STS Features: Right Hand 9650STS S/N -700500, 9750STS S/N -700600	\$156.00
<b>Order No: WN-H172440</b>	
<b>Description</b>	<b>Retail</b>
Chopper, Retaining Rod Applications: 9400, 9500, 9600, 9610, 9650, 9660 Features: 62.756" Long	\$31.21
<b>Order No: WN-H204218</b>	
<b>Description</b>	<b>Retail</b>
Chopper, Wide Spread Deflector, Fin Applications: 9560STS, 9570STS, 9650STS, 9660STS, 9670STS, 9750STS, 9760STS, 9770STS, 9860STS, 9870STS Features: Right Hand, Small Fin	\$34.15
<b>Order No: WN-H204332</b>	
<b>Description</b>	<b>Retail</b>
Chopper, Wide Spread Deflector, Fin Applications: 9560STS, 9570STS, 9650STS, 9660STS, 9670STS, 9750STS, 9760STS, 9770STS, 9860STS, 9870STS Features: Left Hand, Small Fin	\$34.15
<b>Order No: WN-H204635</b>	
<b>Description</b>	<b>Retail</b>
Chopper, Wide Spread Deflector, Fin Applications: 9560STS, 9570STS, 9650STS, 9660STS, 9670STS, 9750STS, 9760STS, 9770STS, 9860STS, 9870STS Features: Left Hand, Medium Fin	\$33.49
<b>Order No: WN-H204728</b>	
<b>Description</b>	<b>Retail</b>
Chopper, Wide Spread Deflector, Fin Applications: 96602, 9560STS, 9570STS, 9650STS, 9660STS, 9670STS, 9750STS, 9760STS, 9770STS, 9860STS, 9870STS Features: Left Hand, Medium-Large Fin	\$39.50
<b>Order No: WN-H204749</b>	
<b>Description</b>	<b>Retail</b>
Chopper, Wide Spread Deflector, Fin Applications: 96602, 9560STS, 9570STS, 9650STS, 9660STS, 9670STS, 9750STS, 9760STS, 9770STS, 9860STS, 9870STS Features: Right Hand, Medium-Large Fin 9570STS (s/n <730100) 9670STS (s/n<730100) 9770STS (s/n<730100) 9870STS (s/n<730100)	\$39.20
<b>Order No: WN-H204751</b>	
<b>Description</b>	<b>Retail</b>
Chopper, Wide Spread Deflector, Fin Applications: 9560STS, 9570STS, 9650STS, 9660STS, 9670STS, 9750STS, 9760STS, 9770STS, 9860STS, 9870STS Features: Right Hand, Medium Fin	\$33.49
<b>Order No: WN-H204776</b>	

**Combine: Choppers & Spreaders**

**Chopper: Sheet Metal**

Order No: WN-H204776

Description	Retail
Chopper, Wide Spread Deflector, Fin Applications: 9560STS, 9570STS, 9650STS, 9660STS, 9670STS, 9750STS, 9760STS, 9770STS, 9860STS, 9870STS Features: Left Hand, Large Fin	\$43.47

Order No: WN-H204777

Description	Retail
Chopper, Wide Spread Deflector, Fin Applications: 9560STS, 9570STS, 9650STS, 9660STS, 9670STS, 9750STS, 9760STS, 9770STS, 9860STS, 9870STS Features: Right Hand, Large Fin	\$43.47

Order No: WN-H204973

Description	Retail
Chopper, Side Sheet, Left Hand Applications: 9560STS, 9650STS, 9660STS, 9750STS, 9760STS, 9860STS Features: 9650STS s/n 700501-, 9750STS s/n 700601-	\$204.40

Order No: WN-H204974

Description	Retail
Chopper, Side Sheet, Right Hand Applications: 9560STS, 9650STS, 9660STS, 9750STS, 9760STS, 9860STS Features: 9650STS s/n 700501-, 9750STS s/n 700601-	\$204.40

Order No: WN-H215050

Description	Retail
 Chopper, Rear Panel Applications: 9650STS, 9660STS, 9670STS, 9750STS, 9760STS, 9770STS, 9860STS, 9870STS Features: 9650STS s/n 700501-, 9750STS s/n 700601-	\$230.00

Order No: WN-H88800

Description	Retail
Chopper, Double Blade Bracket, Channel Applications: 6600, 6601, 6602, 6620, 6622, 7700, 7701, 7720, 7721, 8820, 9400, 9500, 9501, 9600 Features: 9400 SN -640100, 9500 SN -640200, 9501 SN -640400, 9600 SN -640300	\$4.75

Order No: WN-WSD6600

Description	Retail
Chopper, Wide Spread Deflector Assembly Applications: 6600, 6620 Features: Includes Fins, Support Rods, Vertical Panels & Hardware	\$520.00

Order No: WN-WSD7700

Description	Retail
Chopper, Wide Spread Deflector Assembly Applications: 7700, 7720 Features: Includes Fins, Support Rods, Vertical Panels & Hardware	\$550.25

**Spreader: Assembly/Kit**

Order No: WN-529SPREADER

Description	Retail
Spreader, Assembly Applications: 9400, 9410, 9450, 9500, 9510, 9550 Features: 52", For TITAN II & HD Axles Only, Does NOT Include Hose Kit	\$1,667.00

Order No: WN-52SPREADER

Description	Retail
Spreader, Assembly Applications: 6600, 6620, 7700, 7720, 8820 Features: 52", For Standard Rear Axle Only, Does	\$2,000.00


NOT Include Hose Kit

Order No: WN-649


Description	Retail
Spreader, Assembly, Rear Axle Mounted Applications: 9400, 9410, 9450, 9500, 9510, 9550, 9600, 9610 Features: 64", Double, with Backshield, Does NOT Include Hose Kit	\$2,527.00

**Spreader: Drive**


Order No: WN-566518R91

Description	Retail
 Chopper, Pulley Applications: 3300, 4400, 4420, 6600, 6601, 6602, 6620, 6622, 7700, 7701, 7720, 7721, 8820, 9400, 9410, 9450, 9500, 9500SH, 9510, 9510SH, 9550, 9560, 9600	\$24.00


Order No: WN-AH130964

Description	Retail
 Spreader, Drive Pulley Applications: CTS, CTS II, 9400, 9410, 9450, 9500, 9500SH, 9501, 9510, 9510SH, 9550, 9550SH, 9560, 9560SH, 9600, 9610, 9650, 9650CTS, 9660, 9660CTS Features: Dia 6.37", Groove Width .637", Bore Dia 1.001"	\$22.00


Order No: WN-AH226058

Description	Retail
 Idler Pulley Applications: S670, S670 HM, S680, S680 HM, S685, S685 HM, S690, S690 HM, 9770STS, 9870STS Features: 0.648" ID, 9.02" OD	\$77.28


Order No: WN-AN15237

Description	Retail
 Chopper, Drive, Idler Pulley Applications: 4400, 6600, 7700, 6620, 7720, 8820, 4420, 9500, 9400, 9600, CTS, 9410, 9510, 9510SH, 9610, CTSII, 9450, 9550, 9550SH, 9650, 9650CTS, 9650STS, 9750STS, 9860STS, 9560, 9560SH, 9660, 9660CTS, 9660STS, 9760STS, 9560STS, 9570STS, 9670STS, S550, S660, S760	\$25.00

Order No: WN-H91228

Description	Retail
 Straw Spreader Bevel Gear Applications: 3300, 4400, 4420, 4425, 6600, 6601, 6602, 6620, 6622, 7700, 7701, 7720, 7721, 8820, 9400, 9410, 9450, 9500, 9500SH, 9510, 9510SH, 9550, 9550SH, 9560, 9560SH, 9600, 9610, 9650, 9650CTS, 9660, 9660CTS, CTS, CTS II Features: ID .877", OD 2.635", 13 Teeth	\$44.31

Order No: WN-H91796


Description	Retail
 Straw Spreader Gear Applications: 6600, 6601, 6602, 6620, 6622, 7700, 7701, 7720, 7721, 8820, 9400, 9410, 9450, 9500, 9500SH, 9501, 9510, 9510SH, 9550, 9550SH, 9560, 9560SH, 9660 Features: 13 Teeth, 1" Bore	\$28.00

Order No: WN-HK9FF

Description	Retail
Spreader, Hose Kit Applications: 9400, 9410, 9450, 9500, 9510, 9550 Features: Includes: 2 - 4' Hoses, 2 - 12' Hoses, Fittings, Control Valve	\$426.00

**Spreader: Sheet Metal**

Order No: WN-H223218

Description	Retail
 Vane, Straw Chopper Applications: 9560STS, 9570STS, 9650STS, 9660STS, 9670STS, 9750STS, 9760STS, 9770STS, 9860STS, 9870STS	\$26.89

John Deere®


**Combine: Choppers & Spreaders**

**Spreader: Sheet Metal**

Order No: WN-H223218

Features: Straight, Right Hand, 6" Wide


Order No: WN-H236606

Description	Retail
 Vane, Straw Chopper Applications: 9570STS, 9670STS, 9770STS, 9870STS Features: Left Hand, 5.906" Wide 9570STS (sn 730101>), 9670STS (sn 730101>), 9770STS (sn 730101>), 9870STS (sn 730101>)	\$44.14

**Combine: Cooling System**


**Fan: Fans**

Order No: WN-AH96292


Description	Retail
 Radiator, Fan, Idler Pulley Applications: CTS, 8820, 9400, 9410, 9450, 9500, 9500SH, 9600, 9610, 9650 Features: Flanged, 5-1/2" OD, 1/2" Bore, 2-3/16" Wide 9500 s/n 642859-, 9500SH s/n 642859-	\$55.00

**Intercooler: Assemblies**


Order No: WN-AH145389

Description	Retail
 Cooler, Air to Air Applications: 9650STS, 9750STS Features: Ships Truck Freight 9650STS All SN -695500, 9750STS All SN - 695600	\$1,446.00


Order No: WN-AH149229

Description	Retail
 Cooler, Air to Air Applications: 9600, CTS, 9610, CTS II, 9650 Features: 9600 All S/N 645301-, 9650 All S/N -695300	\$1,450.00


Order No: WN-AH151139

Description	Retail
 Charge Air cooler Applications: 9500, 9400, 9600, 9410, 9510, 9510SH, 9450, 9550, 9550SH Features: Core Height: 12-5/8", Core Width: 34", Depth: 4", Made in the USA and manufactured to exact OEM specifications	\$1,110.00

Order No: WN-AH168353


Description	Retail
 Charge Air Aftercooler Applications: 9550, 9550SH, 9650, 9650CTS, 9560, 9560SH, 9660, 9660CTS, 9560STS Features: 9550 SN# 700201-, 9550SH SN# 700701-, 9650 SN# 695301-, 9650CTS SN# 695401-, 9560STS SN# -720100, Made in the USA and manufactured to exact OEM specifications	\$2,150.00

Order No: WN-AH219315


Description	Retail
 Cooler, Air to Air Applications: 9650STS, 9750STS, 9660STS, 9760STS, 9996 Features: Ships Truck Freight	\$1,875.00

**Oil Coolers: Engine Oil Coolers**

Order No: WN-AR55394

Description	Retail
 Cooler, Oil Applications: 600, 644, 644A, 646, 646B, 690, 690A, 693C, 740, 4000, 4010, 4020, 4040, 4050, 4230, 4240, 4320, 4430, 4520, 4620, 4630, 5440, 6600, 6620, 7700 Features: R520546 & RE524105, For "T" Engines	\$263.00


Order No: WN-AT25038

Description	Retail
 Cooler, Oil Applications: 6600, 6602, 6620, 6622, 7700, 7720, 8820, 9500, 9600, 9940, 9950, 9960, 9965, 5200, 5400, 5440, 5460, 5720, 5730, 4040, 4055, 4240, 4250, 4255 Features: 12 Plate	\$247.00


Order No: WN-RE36367

Description	Retail
 Oil Cooler Applications: 7700, 7800, 8100, 8200, 8300, 8560, 8570, 9500, 9500SH, 9600, 9960, 9965, 9970, 644G, 770B, 772B, 792DLC, 850C, 892ELC Features: With Gaskets R128557 & R128558 8560 Eng S/N 500000-,	\$379.26

Order No: WN-RE59296


Description	Retail
 Cooler, Oil Applications: 5410, 5420, 5420N, 5425, 5425N, 5510, 5510N, 5520, 5520N, 5525, 5525N, 6320, 6320L, 6403, 6420, 6420L, 6520L, 7210, 7410, 7510, 9410, 9935 Features: W/Gasket R123501 & T122075 O-Ring, 5 Plate	\$160.94

Order No: WN-RE59298


Description	Retail
 Cooler, Oil Applications: 6110, 6110L, 6210, 6210L, 6215, 6310, 6310L, 6310S, 6405, 6410, 6410L, 6410S, 6415, 6510L, 6510S, 9550, 9550SH, 9560, 9560SH, 9560STS, 9970 Features: W/Gasket R123501 & T122075 O-Ring	\$195.42

**Oil Coolers: Hydraulic Oil Coolers**


Order No: WN-AH149226

Description	Retail
 Hydraulic Oil Cooler Applications: 9550, 9550SH, 9650, 9650CTS, 9650STS, 9750STS Features: 9550 SN -700200, 9550SH SN -700700, 9650 SN -695300, 9650CTS SN -695400, 9650STS SN -695500, 9750STS SN -695600,	\$1,016.00


Order No: WN-AH149588

Description	Retail
 Hydraulic Oil Cooler Applications: 9400, 9500, 9600, CTS, 9410, 9510, 9610, CTSII, 9450, 9550, 9550SH, 9650 Features: 9400 S/N 665101-, 9410, 9450, (9500, 9500SH Both S/N 665201-), 9550 S/N -700200, 9550SH S/N -700700	\$625.00

Order No: WN-AH168468

Description	Retail
 Cooler, Hydraulic Applications: 9550, 9550SH, 9650, 9650CTS, 9650STS, 9750STS, 9860STS, 9660, 9660CTS, 9660STS, 9760STS, 9560STS, 9570STS, 9680STS, 9770STS, S550, S660, S670	\$710.00

Order No: WN-AH98812

Description	Retail
 Hydrostat Oil Cooler Applications: 6600, 7700, 6620, 7720, 8820, 6622	\$725.00

**Radiator: Hoses**

Order No: WN-R43582

Description	Retail
Radiator, Hose Applications: 4400, 4520 Features: Upper, A=3 " ID, B= 2.5" ID 4520 W/O AC, ENG S/N -303518	\$16.14

Order No: WN-R50402

John Deere®



**Combine: Cooling System**

**Radiator: Hoses**

Order No: WN-R50402



Description	Retail
Oil Cooler Hose Applications: 8820, 9940, 9950, 5200, 5400, 5440, 5720, 5730, 644C, 646C, 740, 740A, 743, 743A, 762A, 762B, 770A, 770AH, 770B, 770BH, 772A, 772AH, 772B, 772BH, 790, 790D, 792, 793D, 850B, 892DLC, 4320, 4520, 4620, 4630, 4640, 4650, 4840, 4850, 7020, 8430, 8440, 8450 Features: Water Manifold/Lower Engine Oil Cooler, 5.3" Length, .867"ID 4520 Engine S/N 303519-, 8430 Years 1974-1981	\$10.10

**Radiator: Radiators, Cores, & Tanks**

Order No: WN-AH124726



Description	Retail
Radiator Applications: 6600, 6620, 6622 Features: 32.75" H 26.75" W 3.75" D, 5 Rows of Tubes, 5 Fins/In, Truck 6600 w/ 6404 Eng	\$875.00

Order No: WN-AH124728



Description	Retail
Radiator Applications: 7700, 7720, 7722, 8820 Features: 5 Rows of Tubes, 5 Fins per Inch, Ships Truck Freight 7700 (s/n 163901-later)	\$975.00

Order No: WN-AH137544



Description	Retail
Radiator Applications: 9400, 950SH, 9500, 9600 Features: 5 Rows of Tubes, 5 Fins per Inch 9400 s/n -640100, (950SH, 9500, All s/n -640200), 9600 s/n -640300 w/o 253 HP Engine, 9600 Maximizer - not used with 253 HP engine. Increased capacity from early number AH128258.	\$807.29

Order No: WN-AH144719



Description	Retail
Radiator Applications: 9400, 9410, 9500, 9500SH, 9510, 99510SH, 9550, 9600, 9610, 9650CTS Features: Core Size=34" H, 24-3/4" W, 4" D, 6 Row, 4 Fins/Inch	\$1,427.00

Order No: WN-AH168350



Description	Retail
Radiator Applications: 550, 9550SH, 9650, 9650CTS, 9560, 9560SH, 9660, 9660CTS, 9560STS	\$960.00

Order No: WN-AH169362

Description	Retail
Radiator Applications: 9400, 9410, 9450, 9500, 9500SH, 9510, 9510SH, 9550, 9550SH, 9600, 9610, 9650, 9650CTS, 9976 Features: A= 33.875" high 25.562" wide B=5 rows tubes C= 5 fins per in 9400 s/n 640101-, 9600 s/n-640300253 HP ENGINE, 9650 s/n-695300, 9650CTSs/n-695400	\$875.00

Order No: WN-AH169363



Description	Retail
Radiator Applications: 9500, 9600, CTS, 9510, 9510SH, 9610, CTS II, 9550, 9550SH, 9650, 9650CTS Features: Truck Freight	\$975.00

Order No: WN-AH208052

Description	Retail
Radiator Applications: 9650STS, 9660STS, 9750STS, 9760STS, 9996 Features: 25" Wide, 36-13/16" High, 4 Rows of Tubes, 5 Fins Per Inch	\$1,836.00

**Radiator: Related Parts**

Order No: WN-21-14



Description	Retail
Radiator Cap Applications: 820, 830, 920, 940, 1020, 1030, 1040, 1120, 1130, 1140, 1520, 1530, 1630, 2020, 2030, 2040, 2150, 2155, 2240, 2255, 2440, 2630, 2640, 3020, 4010, 4020, 4040, 4050, 4055, 4230, 4240, 4250, 4255, 4320, 4430, 4440, 4450, 4455, 4630, 4640, 4650, 4750, 4840, 4850, 4955, 6600, 7700, 7720, 8640 Features: 3-11/32" W, 1-13/32" H, Fits 1" Deep Neck, 7 lbs. Additional Models: 7722, 8640, 8650, 8850, 820 S/N 75430-, 920 S/N 75430-, 1120 S/N 75430-, 1130 S/N 75430-, 1630 S/N 75430-	\$7.25

Order No: WN-AT173610



Description	Retail
Radiator Cap Applications: S560, S690, 9560, 9660, 9760, 9770, 9660STS, 9670STS, 9560STS, 9770, 110, 120, 160, 200, 210, 230, 240, 250, 260, 270, 280, 300, 310, 315, 330, 335, 350, 360D, 370, 400, 410, 430, 435, 437, 444, 444H, 450, 455, 460, 485, 486, 488, 530B, 318D, 320D, 323D, 326D, 328D, 332D, 333D, 319D, 329D Features: Additional Industrial Models: 535, 540, 544, 548, 550, 555, 560D, 608, 624, 640, 643, 644, 648, 650, 653, 670, 672, 690, 700, 703, 710, 710D S/N 841759-, 724, 740, 744, 748, 750, 753, 759, 762, 770, 772, 824, 840, 843, 844, 848H, 850, 853, 862, 870, 872, 900, 903, 909, 950, 953, 959, 2054, 2554, 3554	\$12.00

**Thermostats: Gaskets**

Order No: WN-R124607



Description	Retail
Thermostat Cover Gasket Applications: CTS, CTS II, 6600, 6620, 6622, 7720, 9500, 9510, 9510SH, 9550, 9550SH, 9560, 9560STS, 9600, 9610, 9640I WTS, 9640WTS, 9650, 9650CTS, 9650STS, 9660, 9660CTS, 9660I WTS, 9660STS, 9660WTS, 9680I WTS, 9680WTS, 9750STS, 9760STS, 9780CTS, 9940, 9950, 9960, 9965, 9970, 9976, 9986 Features: 9996, 5200, 5400, 5440, 5460, 6610, 6650, 6710, 6750, 6810, 6850, 6910, 6950, 330LCR, 560D, 640E, 643J, 644C, 644D, 644E, 644G, 644H, 646C, 670C, 670CH, 670D, 672CH, 672D, 690B, 690C, 693C, 724J, 740A, 740G, 743, 743A, 750C, 750CII, 762B, 770B, 770C, 770CH, 770D, 772B, 772CH, 772D, 790, 790D, 792, 792DLC, 793D, 843J, 850B, 850C, 850C II, 870D, 872D, 892DLC, 892ELC, 4050, 4055, 4240, 4250, 4255, 4320, 4430, 4440, 4450, 4455, 4520, 4555, 4560, 4620, 4630, 4640, 4650, 4755, 4760, 4840, 4850, 4955, 4960, 6320, 6420, 6420S, 6520, 6620, 6820, 6920, 6920S, 7020, 7220, 7320, 7420, 7520, 7700, 7710, 7720, 7800, 7810, 7820, 8100, 8100T, 8110 S/N 094783, 8110T S/N -094783, 8120, 8120T, 8200, 8200T, 8210 S/N -094783, 8210T S/N -094783, 8220, 8220T, 8300, 8300T, 8310 S/N -094783, 8310T S/N -094783, 8320, 8320T, 8400, 8400T, 8410 S/N -094783, 8410T S/N -094783, 8420, 8420T, 8430 Years 1974-1981, 8440, 8450, 8520, 8520T, 8560, 8570, 8650, 9100, 9120	\$4.75

Order No: WN-R54638

Description	Retail
Thermostat Gasket Applications: 1170, 4420, 9400, 9410, 9450, 2030, 2440, 2520, 2630, 2640, 2940, 3030, 3130, 4030, 4050, 550	\$1.82

Order No: WN-R54641

John Deere®



**Combine: Cooling System**

**Thermostats: Gaskets**

Order No: WN-R54641



Description	Retail
<p><b>Thermostat Housing Gasket</b>                      Applications: 1055, 1065, 1068H, 1072, 1075, 1157, 1158, 1166, 1174, 1177, 4400, 4420, 4425, 4435, 6600, 9400, 955, 965, 965H, 968H, 975, 985, 2030, 2440, 2520, 2630, 2640, 2840, 2940, 2950, 2955, 3030, 3040, 3055, 3120, 3130, 3140, 3150, 3155, 3255, 3640, 4060, 4050, 5200, 5300, 5400, 5400N, 5500                      Features: Housing to Head, Pack of 2, Priced Each 9400 s/n -701275, 986 s/n -403755, 210C, 290D, 315C, 482C, 490E, 495D, 590D, 595D, AND , and 70D s/n 300000-, 544, and 544A s/n 188890-, 653E s/n -713455, 710D s/n -713822, 750C s/n -715497, 755B s/n -208367, 790ELC s/n -704568, 3030 and 3130 s/n - 235169, 5200, 5300, 5400, 5400N, 5500, and 5500N s/n -202231, 7500 s/n -1336, 9900, 9910, 9920, 9930, 190E, 210C, 290D, 300D, 310C, 310D, 315C, 315D, 344E, 410C, 410D, 444, 444C, 444CH, 444D, 444E, 444G, 450E, 455E, 482C, 490D, 490E, 493D, 495D, 510C, 510D, 544, 544A, 544B, 544C, 544D, 544E, 544G, 570, 570A, 570B, 590D, 595, 595D, 610C, 624E, 624G, 640, 643, 643D, 653E, 655, 655B, 670, 670A, 670B, 672B, 690D, 690DR, 690ELC, 70D, 710B, 710C, 710D, 750, 750B, 750C, 755, 755A, 755B, 790ELC, 6000, 6100, 6500, 6600, 5500N, 6200, 6200L, 6300, 6300L, 6400, 6400L, 6500, 6500L, 7200, 7400, 7500, 7600</p>	\$1.15

**Thermostats: Thermostats**

Order No: WN-11C16



Description	Retail
<p><b>Thermostat</b>                      Applications: 300, 301, 301A, 302, 400, 401, 401D, 410B, 3300, 2320, 2420, 830, 930, 1020, 1120, 1350, 1550, 1630, 1750, 1830, 1850, 1850N, 1950, 1950N, 2020, 2030, 2120, 2520, 6010, 6110, 6210, 6320, 6410, 6420, 6510, 6610, 6620, 6810, 6820, 6910, 6920, 7400, 7600                      Features: 180 Degree 6010 S/N -575237, 6110 S/N -575555, 6520 S/N -599999, 6620 S/N -799999</p>	\$8.86

Order No: WN-AR48675



Description	Retail
<p><b>Thermostat</b>                      Applications: CTS, 2256, 2258, 2264, 2266, 4425, 4435, 6600, 6602, 6620, 6622, 7700, 7720, 8820, 9400, 9510SH, 9550SH, 9560, 9580, 9600, CTS, 9610, 9640, 9660, 9680, 9750 STS, 9760 STS, 9780 CTS, 2630, 2640, 2940, 2955, 3055, 3155, 3255, 4050, 4055, 4240, 4250, 4255, 4320, 4430, 4440, 4450, 4455                      Features: 180 Degree (82 Degree Celsius) Fits John Deere Combine(s) CTS S/N 071443-072697, 2264 S/N -068583, 2266 S/N -068583, 9560 (WTS S/N -080015), 9580 S/N -080015, 9780 (CTS S/N 071443-072697), Additional Models:Fits John Deere Harvesters 1470, 3510 (NW S/N -060036), 5200, 5400, 5440, 5460, 5720, 5730, 5820, 5830, 6610, 6650, 6710, 7200, 7440, 7445, 7450, 9910, 9920, 9930, 9940, 9950, 9960, 9965, 9970, 9976, 9986, 9996, Fits John Deere Industrial(s) 250, 300, 310, 315, 330, 370, 415, 515, 530B, 535, 544, 560D, 608, 644, 660D, 724, 740, 748, 753, 759, 770, 772, 848G, 850, 853, 870, 900 S/N 001001-, 903, 909, 950 S/N 009004-, 953, 959, 1710, 1711, Fits John Deere Sprayers 4700, 4710, 4720, 4920, 2955 S/N 765516-</p>	\$4.75

Order No: WN-AR77411



Description	Retail
<p><b>Thermostat</b>                      Applications: 4400, 4420, 6600, 955, 9900, 484, 544, 544A, 570, 570A, 644, 644A, 540, 540A, 4030, 4520                      Features: 195 Degrees 955 Eng. S/N -235169, (644, 644A both S/N -164553), 4520 S/N -303518</p>	\$66.00

**Water Pumps and Related Parts: Gaskets**

Order No: WN-AR62933



Description	Retail
<p><b>Water Pump Seal Kit</b>                      Applications: 1032, 1042, 1052, 1055, 1065, 1068H, 1072, 1075, 1085, 1177, 3300, 4400, 4420, 4425, 6600, 6602, 6620, 6622, 7700, 7720, 8820, 925, 935, 945, 955, 965, 965H, 968H, 975, 985, 1020, 1120, 3010, 3020, 4000, 4010, 4020, 4230                      Features: One Piece Seal Replaces Early 3-Piece Seal Includes installation tool.</p>	\$12.58

Order No: WN-R42694

Description	Retail
<p><b>Thermostat Gasket</b>                      Applications: 6600, 7700, 3010, 3020, 4000, 4010, 4020, 4040, 4230, 5010, 5020                      Features: Pack Of 5.</p>	\$6.38

Order No: WN-R50410



Description	Retail
<p><b>Gasket, Water Pump</b>                      Applications: 6600, 6602, 6620, 6622, 7700, 7720, 8820, 4040, 4230, 4430, 4630, 7020, 5200, 5400, 690B, 693B                      Features: 7020 S/N 335846-</p>	\$4.07

Order No: WN-T20243

Description	Retail
<p><b>Water Pump Gasket</b>                      Applications: 1032, 1042, 1052, 1055, 1065, 1068H, 1072, 1075, 1133, 1144, 155, 1157, 1158, 1166, 1174, 1177, 2054, 3300, 4400, 4420, 4425, 4435, 6600, 925, 965, 965H, 968H, 975, 985, 544B, 550B, 550A, 555, 555A, 555B, 2040, 2150, 2155, 2240, 2255, 2350, 2355, 2550, 2555, 2630, 2640, 2750, 2755, 2855                      Features: Package of 2, Priced Individually 985 SN -403755, 2040 SN 350000-, 2150 SN -705045, 2155 SN -743474, 2240 SN 350000-, 2855N, 4030 SN 278123-, 5500 5500N</p>	\$1.15

Order No: WN-T25485



Description	Retail
<p><b>Water Pump Gasket</b>                      Applications: 1065, 1068H, 1072, 1075, 1158, 1166, 1174, 1177, 4400, 4420, 4425, 4435, 4435 Hydro, 6600, 975, 985, 4030                      Features: 985 S/N -403755</p>	\$4.93

**Water Pumps and Related Parts: Pulleys**

Order No: WN-AH155348



Description	Retail
<p><b>Feeder House, Belt Tensioner</b>                      Applications: 8120, 8220, 8320, 8420, 8520, 8120T, 8220T, 8320T, 8420T, 8520T, 4920, 9400, 9500, 9600, CTS, 9410, 9510, 9610, CTSII, 9550, 9550SH, 9560, 9560SH, 9986                      Features: (8120, 8220, 8320, 8420, 8520, All SN -23918, 8120T, 8220T, 8320T, 8420T, 8520T, All SN -903262), 4920 SN-150,</p>	\$72.00

Order No: WN-RE243154




Description	Retail
<p><b>Fan Belt Tensioner</b>                      Applications: 9360R, 9330, 9430, 9530, 9630, 9430T, 9530T, 9630T, 9370R, S660, S670</p>	\$75.00

Order No: WN-RE249801


**Combine: Cooling System**

**Water Pumps and Related Parts: Pulleys**


Order No: WN-RE249801

Description	Retail
 Belt Tensioner Applications: 9200, 9300T, 9400T, 9220, 9320, 9420, 9520, 9620, 9320T, 9420T, 9520T, 9620T, 9860STS, 9870STS, 6650, 6750, 6850, 6950, 7350, 7450, 7550, 7750, 7380, 7480, 7580, 7780, 7760	\$195.00


Order No: WN-RE506352

Description	Retail
 Tensioner, Belt Applications: S680, 7350, 7380, 7450, 7480, 7550, 7580, 7700, 7780, 7800, 9860STS, 9870STS	\$102.00


Order No: WN-RE548027

Description	Retail
 Fan Belt Tensioner Pulley Applications: 5410, 5510, 5510N, 5320N, 5420N, 5520N, 7500, 7405, 5415, 5415H, 5615, 5715, 5715HC, 5415, 5425N, 5725N, 6100D, 6110D, 6115D, 6125D, 6130D, 6140D, 5605, 5705, 6403, 6603, 5420, 5520, 5425, 5625, 5725, 5076E, 5076EL, 5076EF, 5082E, 5090E, 5090EL, 5090EH, 6110D, 6115D, 6130D Features: 9400, 9410, 9450, 9550, 9550SH, 9560, 9560SH, 9570STS, S660, S670, 200CLC, 230CLC, 120C, 270CLC, 160CLC, 444J, 544J, 344J, 310G, 310SG, 315SG, 750J, 350DLC, 710J, 755D, 624J, 315SJ, 700J, 750J, 444K, 524K, 544K, 624K, 644K, 310J, 310SJ, 410J, 325J, 315SJ, 450J, 550J, 650J, 755K, 850K, 250GLC, 290GLC, 350GLC, 850J, 550K, 650K, 700K, 750K, 210G Features: Industrial:210GLC, 160GLC, 130G, 210K, 310K, 310SK, 325K, 325SK, 410K, 710K, 605K, 344K, E300LC, E330LC, E360, 210G, 310GLC, 624K, 644K, 524K, 544K, 310L, 315SL, 325SL, 410L, 710L, 320K, 3400, 3800, 3215, 3220, 3415, 3420	\$59.00

Order No: WN-RE68715


Description	Retail
 Belt Tensioner Applications: 7600, 7700, 7800, 9100, 7710, 7810, 490E, 790ELC, 690ELC, 710D, 330LC, 330LCR, 9976, 9970, 9986, 4700, 4710, 9510, 9510SH, 9610, 9550, 9550SH, 9650, 9650CTS, 9660, 9660CTS	\$65.00

Order No: WN-T23628


Description	Retail
 Water Pump Pulley Applications: 1020, 1520, 2020, 2030, 2040, 2510, 2520, 2640, 6600, 820, 830	\$86.68

**Water Pumps and Related Parts: Related Parts**

Order No: WN-JD8643


Description	Retail
 Water Pump Shaft Bearing Applications: 1065, 1068H, 1072, 1075, 1075H4, 4425, 9400, 975, 975HY4, 985, 9910, 9920, 9930, 484, 7440, 7445, 300D, 310C, 310D, 315C, 315D, 340D, 344E, 444, 444E, 450G, 455G, 490E, 540A, 544, 544A, 544B, 550, 550A, 550B, 550G, 555, 555B, 555G, 640, 650G, 670, 670A, 670B, 672A, 672B, 690D, 690ELC Features: 1" Shaft, 1.875" OD, 2.750" Width, 7.130" Length Additional Models: 693D, 790E, 790ELC, 440C, 440D, 448D, 540, 540B, 540D, 548D, 2940, 6200, 6200L, 6300, 6300L, 6400, 6400L, 6500, 6500L, 7200, 7400, 7500, 7600	\$44.86

Order No: WN-JD9257

Description	Retail
 Pump, Water, Shaft Applications: 1020, 1520, 2020, 2030, 2440, 2510, 2520, 2630, 2640, 3020, 3300, 4020, 4040, 4230, 4320, 4400, 4420, 6600 Features: Shaft Bearing Length of 5.75" 3020 S/N -122999, 4020 S/N -200999	\$15.11

**Water Pumps and Related Parts: Repair Kits**


Order No: WN-AR101549

Description	Retail
 Pump, Water, Seal Kit Applications: 3300, 4400, 9400, 9930, 9940, 7445, 7450, 24, 440, 440A, 440B, 448D, 540, 540B, 540E, 540G, 548D, 548E, 548G, 640G, 648E, 648G, 740E, 748E, 1020, 1520, 1530, 2020, 2030, 2510, 2520, 2630, 2640, 3010, 3020, 4020, 4030, 4040, 4230, 4240, 4320, 4350, 4430, 4440, 4455, 4520, 4620, 4630, 4640 Features: For OEM Pumps Only. Additional Models: 4840, 5103, 5105, 5203, 5205, 5210, 5303, 5310, 5310N, 5320, 5320N, 5403, 5410, 5420N, 5510, 5510N, 5520, 5520N, 7020, 8430, 8440, 8640	\$9.35

Order No: WN-MX139


Description	Retail
Water Pump Repair Kit Applications: 6620, 7720, 8820 Features: With Out Impeller, For Pumps Marked R54955	\$52.49

Order No: WN-RE62658


Description	Retail
 Water Pump Repair Kit Applications: 3300, 1020, 1520, 1530, 2020, 2030, 2040, 2140, 2240, 2440, 301A, 3210, 3300, 3400, 5105, 5200, 5205, 5210, 5220, 5300, 5300N, 5310, 5310N, 5320, 5320N, 5400, 5400N, 5410, 5410N, 820, 830, 400, 401, 440, 440A, 480, 4400, 8875 Features: Use With RE19944 Water Pump 2040 S/N -349999, 2240 S/N -349999	\$40.97

**Water Pumps and Related Parts: Water Pumps**


Order No: WN-AR63573

Description	Retail
 Water Pump Applications: 6600, 6602, 6620, 6622, 7700, 7720, 8820 Features: 6600 w/404 D Also	\$210.00


Order No: WN-AR74110

Description	Retail
 Water Pump Applications: 9400, 340D, 440C, 440D, 448D, 540B, 540D, 548D, 640 Features: 9400 w/ 6068 Eng S/N 337246-701275	\$295.00

Order No: WN-AR97708

Description	Retail
 Water Pump Applications: 1032, 1042, 1052, 1133, 1144, 1630, 2030, 2360, 4039, 4239D, 4239T, 6000, 6100, 6500, 6600, 952 Features: (1032, 1042, 1052, All S/N 788886), 952 S/N 498386	\$130.00

Order No: WN-RE27667

Description	Retail
 Fuel Lift Transfer Pump Applications: 301, 1140, 1350, 1520, 1530, 1550, 1630, 1640, 1750, 1850, 1950, 2020, 2030, 2040, 2130, 2140, 2150, 2155, 2240, 2350, 2440, 2510, 2520, 2555, 2630, 2640, 2750, 2755, 2840, 2940, 2950, 2955, 3020, 3155, 4020, 7200, 7400, 7600, 7700, 2240, 3300, 4400, 4420, 4425, 6600, 6602, 7700, 9400 Features: Gas or Diesel Additional Models:	\$26.00

John Deere®


**Combine: Cooling System**

**Water Pumps and Related Parts: Water Pumps**


Order No: WN-RE27667

Tractors:70, 510, 670, 755, 820, 830, 840, 940, 1010, 1020, 1030, 1040, 1130, Forage Harvesters: 699, 7200, 7400, 7440, 7445, 7450, 7800, 9900, 9910, 9920, 9930 Hay Equipment: 480, 930, 2250, 2270, 2280, 2320, 2360, 2420, 3430, 3830, Industrials: 44, 210, 244, 290, 300, 301, 302, 310, 315, 340, 344, 350, 355, 380, 400, 401, 410, 415, 440, 444, 450, 455, 480, 482, 490, 493, 495, 500, 510, 515, 540, 544, 548, 550, 555, 570, 590, 595, 600, 610, 624, 640, 643, 644, 650, 653, 655, 670, 672, 690, 693, 710, 740, 748, 750, 755, 760, 790, 850, Sprayers: 6000, 6100, 6500, 6600, Tillage: 210


Order No: WN-RE505980

Description	Retail
 Water Pump Applications: 7210, 7410, 7510, 7610, 7710, 7810, 7720, 7820, 7920, 6110, 6210, 6310, 6410, 6110L, 6210L, 6310L, 6410L, 6510L, 6310S, 6410S, 6510S, 6405, 9550, 9550SH, 9560, 9560SH, 6605, 6120, 6220, 6320, 6420, 6120L, 6320L, 6420L, 6215, 6415, 6615, 6715, 7430, 7330, 6230, 6330, 6430, 6505, 7130, 7230, 6230, 6330, 6430, 6140J, 6100D, 6110D, 6115D, 6125D, 6130D, 7505, 6403, 6603, 7220, 7320, 7420, 7520	\$110.00


Order No: WN-RE505981

Description	Retail
 Water Pump Applications: 9400, 5083E, 5083EN, 5093E, 5093EN, 5101E, 5101EN, 5325N, 5415, 5415H, 5420, 5420N, I5625, 5705 Features: 9400 w/ 6068 Eng S/N 701276-Combine	\$110.00


Order No: WN-RE521502

Description	Retail
 Water Pump Applications: CTSII, 8110T, 8120T, 8210T, 8220T, 8310T, 8320T, 8410T, 8420T, 8520T, 9120, 9220, 9320, 9420, 9520, 9550, 9550SH, 9610, 9620, 9650, 9650CTS Features: 16 Tooth Gear	\$195.00

Order No: WN-RE521503

Description	Retail
 Water Pump Applications: CTS II, 9610, 9560STS, 9650STS, 9660STS, 9750STS, 9760STS, 9976, 9986, 9996 Features: 15 Tooth	\$275.00


Order No: WN-RE530194

Description	Retail
 Water Pump Applications: 9660STS, 9760STS, 9670STS, 9770STS, S660, S670, 8225R, 8245R, 8270R, 8295R, 8320R, 9345R, 8295RT, 9320RT, 9345RT, 8235R, 8260R, 8285R, 8310R, 8335R, 8360R, 8310RT, 8335RT, 8360RT, 9230, 8130, 8230, 8330, 8430, 8530, 8230T, 8330T, 8430T, 7760, 850J, 724K, 744K, 850JR, 250, 300D Features: Additional Models: 350D, 670, 672, 703, 724, 744, 753, 759, 770, 772, 850, 870, 903, 909, 953, 1270, 1470, 1710, 4930, 7250	\$210.00


Order No: WN-RE546918

Description	Retail
 Water Pump Applications: 6105R, 6115R, 6125R, 6105M, 6115M, 6125M, 6140M, 7630, 7730, 7830, 7930, 7430, 7330, 7530, 7130, 7230, 6230, 6330, 6430, 624J, 644J, 850J, 210G, 210GLC, 444K, 310K, 344K, 444K, 550K, 605K, 650K, 624K, 624KR, 644K, 764, 670G, 670GP, 672G, 672GP, 755D, 9550, 9550SH, 9560, 9560SH	\$130.00


Order No: WN-RE55985

Description	Retail
 Water Pump Applications: 4050, 4250, 4255, 4450, 4455, 4555, 4560, 4650, 4755, 4760, 4850, 4955, 4960, 640E, 644E, 644ER, 690C, 8450, 9500, 9500SH, 9600, 9950, 9960 Features: .617" Tooth Length, Includes Gasket.	\$230.00

Order No: WN-RE55986

Description	Retail
 Water Pump Applications: 9500, 9500SH, 9600, 8560 Features: .546" Tooth Length 9600 All Eng S/N -499999 Wide Gear Train TH001, HH001, HH004 Combine, 8560 Wide Gear Train Tractor	\$210.00


Order No: WN-RE68230

Description	Retail
 Water Pump Applications: 7700, 7800, 8100, 8200, 8300, 8560, 8570, CTS, 9500, 9600, 6610, 9960, 9965, 9970, 770, 770B, 770BH, 772BH, 772 Features: 8100 S/N -557384 6076 early TSN, 8200 S/N -557384 6076 early TSN, 8300 S/N -557384 6076 early TSN, 8560 Eng S/N 500000-, 8570	\$180.00


**Combine: Drive Train**

**Axle: Drive Shafts & Couplers**


Order No: WN-H106283

Description	Retail
 Shaft, Axle Coupler Applications: 5440, 5460, 5720, 5820, 6600, 6620, 7700, 7720, 7722, 8820 Features: 4" Long, 23 Spline	\$27.85


Order No: WN-H123612

Description	Retail
 Shaft, Axle Drive Applications: 6600, 6620, 7700, 7720 Features: 20.813" Length, 23 Splines, Left Hand 6600 s/n 105891-, 6620, 7700 s/n 11191-, 7720 Hydro Drive	\$134.44


Order No: WN-H123613

Description	Retail
 Shaft, Axle Drive Applications: 6600, 6620, 7700, 7720 Features: 14.938" Long, 23 Splines 6600 s/n 105891-RH/LH Belt Drive, 6620 RH/LH Posi-torque Drive, 7700 LH Only s/n1119017, 7720 LH Only Posi-torque	\$113.85


Order No: WN-H123619

Description	Retail
 Shaft, Axle Drive Applications: 6600, 6620 Features: 9.00" Length, 23 Splines, Right Hand 600 s/n 105891-, 6620 Hydro Drive	\$154.13

Order No: WN-H123629

Description	Retail
 Shaft, Axle Drive Applications: 6600, 6620, 7700, 7720 Features: 7-3/4" Long, 23 Splines, Used with 8" Axle Extensions	\$96.19

Order No: WN-H131754

Description	Retail
 Final Drive, Shaft, Coupling Pin Applications: 9400, 9410, 9450, 9500, 9510, 9550, 9560, 9560STS, 9570STS, 9600, 9610, 9650, 9650CTS, 9650STS, 9660, 9660CTS, 9660STS, 9670STS, 9750STS Features: Dia: .394", Length: 2.047"	\$2.88


Order No: WN-H133231



**Combine: Drive Train**

**Axle: Drive Shafts & Couplers**


Order No: WN-H133231

Description	Retail
 Coupler, Drive Applications: 6610, 6710, 6810, 6910, 9560STS, 9570STS, 9600, 9610, 9650STS, 9660, 9660CTS, 9660STS, 9670STS, 9750STS, 9760STS, 9770STS, 9860STS, 9870STS	\$40.00


Order No: WN-H136029

Description	Retail
Drive Shaft, LH Applications: 9600, 9610 Features: 24.31" Length, 23 Teeth 9600, 9610 (both LH 12 row)	\$161.26


Order No: WN-H165509

Description	Retail
 Shaft, Axle Drive Applications: 9450, 9550, 9550SH, 9600, 9610, 9650, 9660	\$250.00

Order No: WN-H165510

Description	Retail
 Final Drive Coupler Applications: 9400, 9410, 9450, 9500, 9510, 9550, 9560, 9560STS, 9600, 9610, 9650, 9650CTS, 9660, 9660CTS, 9660STS, 9750STS, 9760STS, CTS, CTS II, 6650, 6750, 6850, 6950, 7200, 7300, 7400, 7500, 7700, 7800 Features: 4" Long, 18 Splines	\$29.00

Order No: WN-H165663

Description	Retail
 Final Drive Shaft Applications: CTS, CTS II, 9400, 9410, 9450, 9500, 9510, 9550, 9560, 9560STS, 9570STS, 9600, 9610, 99650, 9650CTS, 9650STS, 9660, 9660CTS, 9660STS, 9670STS, 9750STS, 9760STS, 9770STS, 9860STS, 9870STS Features: 400mm, 18 Teeth	\$221.32

Order No: WN-H165664

Description	Retail
Axle, Drive Shaft Applications: 9400, 9410, 9450, 9500, 9510, 9550, 9560, 9560STS, 9570STS, 9650, 9650STS, 9660STS, 9670STS, 9750, 9750STS, 9760STS, 9770STS, 9860STS, 9870STS Features: 454mm, 18 Splines	\$179.51


Order No: WN-H165665

Description	Retail
Shaft, Axle Drive, Right Hand Applications: 9400, 9500, 9410, 9510, 9450, 9550, 9550SH, 9650STS, 9750STS, 9860STS, 9560, 9560SH, 9660STS, 9760STS, 9560STS, 9570STS, 9870STS, 9670STS, 9770STS, S550, S660, S670 Features: 17-3/4" Long, 18 & 18 Teeth 9400 s/n 640506-	\$225.00


Order No: WN-H165666

Description	Retail
Shaft, Axle Drive, Left Hand Applications: 9400, 9500, 9410, 9510, 9450, 9550, 9550SH, 9650STS, 9750STS, 9860STS, 9560, 9560SH, 9660STS, 9760STS, 9560STS, 9570STS, 9870STS, 9670STS, 9770STS, S550, S660, S670 Features: 28.62" Long, 18 & 18 Teeth 9400 s/n 640506-	\$250.00


Order No: WN-H176465

Description	Retail
 Axle Spacer Drive Shaft Applications: 9450, 9550, 9560STS, 9570STS, 9650, 9650CTS, 9650STS, 9660, 9660STS, 9670STS, 9750STS, 9760STS, 9770STS, 9860STS, 9870STS Features: 3-3/4" Long, 18 Spline	\$48.57

Order No: WN-H91808


Description	Retail
 Final Drive, Coupler Applications: 4400, 4420, 6600, 7700 Features: Splined, 4" Long, 21 Teeth 4400 s/n 103932-, 6600 s/n -105890, 7700 s/n -111900	\$60.17

Order No: WN-R45822


Description	Retail
 Pump, Hydraulic, Shaft, Drive Pin Bushing Applications: 830, 1020, 1520, 1830, 2020, 2030, 2040, 2130, 2240, 2440, 2510, 2520, 3020, 3030, 3130, 4000, 4020, 4030, 4040, 4230, 4240, 4320, 4430, 4440, 4455, 4520, 4620, 4630, 4640, 4840, 5010, 5020, 6030, 7020, 7520, 8430, 8440, 8630, 8640, 2240, 9400, 9940, 930, 300B, 440, 440A, 440B Features: 4 per bag, Priced individually. Min order 4	\$1.50

**Brakes: Shoes & Discs**


Order No: WN-AH154441

Description	Retail
 Tie Rod Applications: 9650STS, 9750STS, 9860STS, 9660STS, 9760STS, 9560STS, 9570STS, 9870STS, 9670STS, 9770STS	\$95.00

Order No: WN-AH155001


Description	Retail
 Power Steering, Cylinder, End Applications: 9650STS, 9750STS, 9860STS, 9660STS, 9760STS, 9560STS, 9570STS, 9870STS, 9670STS, 9770STS, S550, S660, S670, S680, S690 Features: Inner Ball Joint	\$95.00

Order No: WN-AR28487

Description	Retail
 Brake, Pad, Fiber Pad Applications: 2510, 2520, 3010, 3020, 4000, 4020, 4030, 4040, 4050, 4230, 4240, 4320, 4440, 9940, 9950 Features: 2.5" x 6.5" Pad, For Disc/Rotor Type, Priced Each, Sold 3/Pkg	\$14.24


**Clutch: Bearing & Bushings**

Order No: WN-832065


Description	Retail
 Bearing, Throwout Applications: 40C, 500C, M, MT, 40, 420, 430, 435, 1010, 2510, 2520, 3020, 4000, 4010, 4020, 4320, 44, 3300, 4400, 4450, 6620, 600, 6000 Hi-Cycle, 600A, 700, 734 Features: ID=2.063", OD=3.566", Width= 0.810"	\$22.50

**Clutch: Clutch Discs**

Order No: WN-AH65439

Description	Retail
 Clutch Disc Applications: M, 40, 420, 45, 55, 95, 105, 3300, 4400, 6000 Features: 10" 1-3/8" Hub, 10 Splines, 4 Pad 4400 S/N -250500	\$139.01

Order No: WN-AH84955

Description	Retail
 Disc, Clutch Applications: 6600, 6620, 7700, 7720 Features: 1.250" Spline Dia., 19 Splines, Rigid, Ceramic	\$113.06

Order No: WN-RE294017

Description	Retail
 Clutch Disc Applications: 9770STS, 9870STS, 8100, 8100T, 8110, 8110T, 8120, 8120T, 8130, 8200, 8200T, 8210, 8210T, 8220, 8220T, 8225R, 8230, 8230T,	\$28.82

John Deere®



**Combine: Drive Train**

**Clutch: Clutch Discs**

**Order No: WN-RE294017**

8245R, 8270R, 8295R, 8295RT, 8300, 8300T, 8310, 8310T, 8320, 8320R, 8320RT, 8320T, 8330, 8330T, 8345RT, 8400, 8400T, 8410, 8410T, 8420, 8420T, 8430, 8430T  
 Features: 4.627" Major, 4.424" Minor, 7" OD, 54 Teeth 8520, 8520T, 8530, 8560, 8570, 8760, 8770, 8870, 8960, 8970, 9100, 9120, 9200, 9220, 9230, 9300, 9300T, 9320, 9320T, 9330, 9400, 9400T, 9420, 9420T, 9430

**Order No: WN-W1523633**



Description	Retail
Clutch Disc Applications: 4400, 4420 Features: 11", 10 Splines, 1-3/8" Hub, 5 Pads, Rockford 4400 s/n 250501-,	\$114.83

**Clutch: Pressure Plates**

**Order No: WN-AH65440**



Description	Retail
Pressure Plate, Assembly Applications: 44, 55, 95, 105, 3300, 4400, 45, 55, 6000, 440 Features: 10" 3 Lever, Open Center 4400 SN -2505000, 45 Axle SN 35001-, 55 SN 39350-	\$135.74

**Order No: WN-AH84956**



Description	Retail
Pressure Plate, Assembly Applications: 6600, 6620, 7700, 7720 Features: 12", 3 Lever, w/ Open Center and Flat Flywheel	\$202.46

**Order No: WN-AH93292**



Description	Retail
Pressure Plate, Assembly Applications: 4400, 4420 Features: 11", 23 Splines, 1-1/2" Hub 4400 s/n 250501-	\$192.47

**Final Drive: Assembly**

**Order No: WR-AH112970**



Description	Retail
Final Drive, Assembly Applications: 6620, 7720 Features: 10:95 Ratio, New Pinion Shaft, New Bearings & Seals 6620Late, 7720Late	\$1,500.00

**Order No: WR-AH121922**



Description	Retail
Final Drive, Assembly, Left Hand Applications: 9400, 9410, 9500, 9510, 9600, 9610, 9960 Features: 11:104 Ratio, Standard Duty Housing, 7/8" Mounting Bolts	\$2,950.00

**Order No: WR-AH121923**



Description	Retail
Final Drive, Assembly, Right Hand Applications: 9400, 9410, 9500, 9510, 9600, 9610, 9960 Features: 11:104 Ratio, Standard Duty Housing, 7/8" Mounting Bolts	\$2,950.00

**Order No: WR-AH205893**



Description	Retail
Final Drive, Assembly, Left Hand Applications: 9560STS, 9570STS, 9650, 9650CTS, 9650STS, 9660, 9660CTS, 9660STS, 9670STS, 9750STS, 9760STS, 9770STS, 9860STS, 9870STS, 9970, 9986 Features: 10:95 Ratio, HD Housing, 1-1/16" Mounting Bolts, 11" Pilot 9660CTS Heavy Duty, 9970 s/n -025134	\$2,950.00

**Order No: WR-AH205894**



Description	Retail
Final Drive, Assembly, Right Hand Applications: 9560STS, 9570STS, 9650, 9650CTS, 9650STS, 9660, 9660CTS, 9660STS, 9670STS, 9750STS, 9760STS, 9770STS, 9860STS, 9870STS, 9970, 9986 Features: 10:95 Ratio, HD Housing, 1-1/16" Mounting Bolts, 11" Pilot 9660CTS Heavy Duty, 9970 s/n -025134	\$2,950.00

**Order No: WR-AH93467**

Description	Retail
Final Drive, Assembly Applications: 6600, 6620, 7700, 7720 Features: Big Pinion, 11:104 Ratio 6600 s/n 105891-, 6620 Early, 7700 s/n 111901-, 7720 Early	\$1,500.00

**Order No: WR-DE31282**



Description	Retail
Final Drive, Right Hand Applications: S670, S680, S690, 7660, 7760, CP690, CS690 Features: Extra Heavy Duty, 10:95 Ratio, 22 Spline Pinion	\$4,950.00

**Order No: WR-DE31283**



Description	Retail
Final Drive, Left Hand Applications: S670, S680, S690, 7660, 7760, CP690, CS690 Features: Extra Heavy Duty, 10:95 Ratio, 22 Spline Pinion	\$4,950.00

**Final Drive: Bearings & Seals**

**Order No: WN-AXE10322**

Description	Retail
Ball Bearing Applications: S660, S670, S670HILLMASTER, S680, S680HILLMASTER, S685, S685HILLMASTER, S690, S690HILLMASTER, 625D, 630D, 630FD, 635D, 635FD, 640D, 640FD, 645FD, 925D, 930D, 936D, CP690, 7760, CS690 Features: S660STS (SN 745100-), S670HILLMASTER (SN -765000), S670STS (SN745100-), S680HILLMASTER (SN -765000), S680STS (SN745100-), S690HILLMASTER (SN 745101-765000), S690STS (SN 745100-), 630FD (SN 745101- Argentine), 635FD (SN 745101- Argentine), 640FD (SN 745101- Argentine)	\$7.65

**Order No: WN-JD10134**

Description	Retail
Final Drive, Bearing Cone Applications: 9550, 9560STS, 9600, 9610, 9650CTS, 9660STS, 9750, 9760STS, 9860	\$66.00

**Order No: WN-JD10135**

Description	Retail
Final Drive, Bearing Cup Applications: 9550, 9600, 9610, 9650, 9650CTS, 9650STS, 9660, 9660CTS, 9750STS, 9860STS	\$34.75

**Final Drive: Pinion**

**Order No: WN-AH128391**



Description	Retail
Final Drive, Pinion, Seal Applications: CTS II, 9400, 9410, 9450, 9500, 9510, 9550, 9560STS, 9570STS, 9600, 9610, 9650, 9650STS, 9660STS, 9670STS, 9750STS, 9770STS, 9860STS	\$15.00

**Order No: WN-AH81622**



Description	Retail
Final Drive, Pinion, Seal Applications: 6620, 7720, 8820, 9600, 9610	\$14.00


**Order No: WN-H114203**

John Deere®


**Combine: Drive Train**

**Final Drive: Pinion**


Order No: WN-H114203

Description	Retail
 Final Drive, Pinion Applications: 6600, 7700, 6620, 7720, 8820, 5720, 5730, 5820 Features: 10 Teeth, 8.32" Length, 23 Spline (6600, 7700 All w/32" Tires), 6620 S/N 553001-, 7720 S/N 556301- w/32" Tires, 8820 S/N 564101- w/ Tracks only	\$186.54


Order No: WN-H157014

Description	Retail
 Final Drive Pinion Shaft Applications: CTS II, 9400, 9410, 9500, 9510, 9600, 9610, 9965, 9970, 9976 Features: 8.66" Long, 11 Teeth, 18 Splines	\$195.00


Order No: WN-H167722

Description	Retail
 Final, Drive, Pinion Shaft Applications: 9450, 9550, 9550SH, 9560, 9560SH, 9560STS, 9570STS, 9650, 9650CTS, 9650STS, 9660, 9660CTS, 9660STS, 9670STS, 9750STS, 9760STS, 9770STS, 9860STS, 9870STS, S550, S660, S670, 9970, 9976, 9986, 7200, 7250, 7300, 7350, 7400, 7450, 7500, 7550, 7700, 7750, 7800, 7850, 7950, 7180 Features: 8.84" Long, 10 Teeth, 18 Spline Additional Models: 7280, 7380, 7480, 7580, 7780, 7980	\$220.00


Order No: WN-H168899

Description	Retail
 Final Drive, Pinion Applications: 9450, 9550, 9550SH, 9560SH, 9650, 9650CTS, 9660, 9660CTS, 9970, 9976, 9986 Features: 8.66" Long, 18 Spline, 10 Teeth	\$320.99

Order No: WN-H85817


Description	Retail
 Final Drive, Pinion Applications: 6600, 6620, 7700, 7720, 8820 Features: 11 Teeth, 8.320" Length, Used In 11:104 Ratio Final Drives 6600 s/n 105891-, 6620 w/26"-32" Tires s/n -553000, 7700 s/n 111901-, 7720 w/26" Tires s/n -362900, s/n -556300, 8820 w/ Cra	\$160.00

Order No: WN-H93674


Description	Retail
 Final Drive, Pinion, Shaft Applications: 7720, 8820, 9600, 9610 Features: 8.02" Long, 27 & 23 Splines	\$134.89

**Final Drive: Spindle/Axle**

Order No: WN-H201791

Description	Retail
 Final Drive, Spindle Applications: CTS II, 9550, 9550SH, 9560STS, 9570STS, 9610, 9650, 9650CTS, 9660, 9660CTS, 9660STS, 9750STS, 9760STS, 9750STS, 9860STS, 9870STS, 9996 Features: Includes Castle Nut	\$650.00

Order No: WN-H201792

Description	Retail
 Final Drive, Spindle Applications: 9400, 9410, 9450, 9500, 9510, 9510SH, 9550, 9550SH, 9560, 9560SH, 9560STS, 9600, 9610, 9650CTS, 9660, 9660STS, 7200, 7300, 7400, 7500, 7700, 7800 Features: With Nut 9660STS with Bull Gear Finals	\$650.00

**Hydrostat: Assembly**

Order No: WR-90-4053R

Description	Retail
 Hydrostat, Assembly Applications: 6620, 7720 Features: Sunstrand	\$3,400.00

Order No: WR-AH165115

Description	Retail
Hydrostat, Charge Pump Applications: 9400, 9500, 9600	\$1,365.00

Order No: WR-CT90-4002

Description	Retail
Hydrostat Applications: 6600, 7700 Features: Sunstrand	\$3,740.00


Order No: WR-MPI3920-028

Description	Retail
Hydrostat, Assembly Applications: 9910, 9920 Features: Eaton	\$1,225.00

Order No: WR-MPI3930-007

Description	Retail
Hydrostat, Assembly Applications: 9910, 9920 Features: Eaton Motor	\$1,444.00

Order No: WR-MPI4621-159

Description	Retail
 Hydrostat Pump Applications: 9400, 9410, 9500, 9500SH, 9510, 9510SH, 9600, 9610, CTS, CTS II Features: 75cc, Eaton, Bull Gear Style, Includes Charge Pump Warranty is valid ONLY when Hydrostat Pump and Motor are sold as a SET.	\$2,375.00


Order No: WR-MPI4631-041

Description	Retail
Hydrostat Motor Applications: 9400, 9410, 9450, 9500, 9510, 9550, 9560STS, 9600, 9610, 9650CTS, 9660CTS, 9660STS, 9760STS, CTS II, 9960, 9965, 9970, 6610 Features: Eaton, Bull Gear Style Warranty is valid ONLY when Hydrostat Pump and Motor are sold as a SET.	\$1,617.00

Order No: WR-MPI4693-016

Description	Retail
Hydrostat Pump Applications: 9650, 9560, 9660 Features: Eaton	\$2,375.00


Order No: WR-MPI5400-000

Description	Retail
 Hydrostat, Pump and Motor Applications: 6620, 7720, 8820 Features: Tandem, Eaton	\$3,417.00

Order No: WR-MPI5400-003

Description	Retail
Hydrostat, Pump and Motor Applications: 8820 Titan II Features: Eaton, Late Model 8820 Titan II, Check Code Number On Tag	\$3,400.00

Order No: WR-MPI6421-001

Description	Retail
 Hydrostat, Pump Applications: 9600, 9610, 9650, 9650CTS, 9650STS, CTS, CTS II Features: 105cc, Eaton, Planetary Machines, Includes Charge Pump Warranty is valid ONLY when Hydrostat Pump and Motor are sold as a SET.	\$2,122.00


Order No: WR-MPI6431-000

John Deere®

**Combine: Drive Train**

**Hydrostat: Assembly**

Order No: WR-MPI6431-000

Description	Retail
 Hydrostat, Motor Applications: 9600 Planetary, 9610 Planetary, 9650, 9650CTS, 9650STS, 9750STS, CTS II Features: Eaton, 105cc Warranty is valid ONLY when Hydrostat Pump and Motor are sold as a SET.	\$1,719.00

Order No: WR-MPI6433-081

Description	Retail
Hydrostat, Motor Applications: 9560STS, 9660STS, 9760STS Features: Eaton	\$1,819.00

Order No: WR-MPI6491-021

Description	Retail
Hydrostat, Pump Applications: 9750STS	\$2,917.00

Order No: WR-MPI6493-026

Description	Retail
Hydrostat Pump Applications: 9660, 9760	\$2,787.00

Order No: WR-MPI6493-049


Description	Retail
Hydrostat, Pump Applications: 9860 Features: Eaton, Includes Charge Pump	\$2,067.00

Order No: WR-MPI6493-059

Description	Retail
Hydrostat Pump Applications: 9770 Features: Eaton	\$2,750.00

**Hydrostat: Related Parts**

Order No: WN-399933C91

Description	Retail
 Bearing Cone Applications: 6620, 7720, 8820, 9400, 9500, 9600, CTS, 9410, 9510, 9610, CTSII, 9450, 9550, 9650, 9650CTS, 9650STS, 9750STS, 9860STS, 9560, 9660, 9660CTS, 9660STS, 9760STS, 9560STS, 9570STS, 9870STS, 9670STS, 9770STS, S550, S660, S670, S680, S690, S670HM, S680HM, S690HM Features: Tractor: 7600, 7700, 7800, 7710, 7810, 7720, 7820, 7920, 7330, 7530, 6170R, 6190R, 6210R, 6140R, 6150R, 6150RH, 6150M, 6170M, 6175R, 6195R, 6215R, 6145R, 6155R, 6155RH, 7500, 7405, 6140J, 6155J, 7505, 7420, 7520, 7200R, 7215R, 7230R, 7260R, 7280R, 7630, 7730, 7830, 7930, 7210R, 7230R, 7250R, 7270R, 7290R, 7290R, 6155M, 6175M, 6195M,	\$9.00

Order No: WN-H98238

Description	Retail
Hydrostat, Coupler Applications: 4435, 6620, 7720, 8820 Features: 2.750" Long, 1.519" Dia, 23 Spline	\$70.58

Order No: WN-H99060

Description	Retail
Hydrostat, Coupler Applications: 6600, 7700	\$67.19


Order No: WN-JD9133

Description	Retail
Bearing Cup Applications: 6620, 7720, 8820, 9400, 9500, 9600, 9410, 9510, 9610, CTSII, 9450, 9550, 9650, 9650CTS, 9650STS, 9750STS, 9860STS, 9560, 9660, 9660CTS, 9560STS, 9570STS, 9870STS, 9670STS, 9770STS, S550, S660, S670, S680,	\$4.50


S690, S670HM, S680HM, S690HM, 7600, 7700, 7800, 7200, 7400, 7210, 7410  
Features: Additional Models: Tractor - 7510, 7610, 7710, 7810, 7720, 7820, 7920, 7430, 7330, 7530, 6170R, 6190R, 6210R, 6140R, 6150R, 6150M, 6170M, 6175R, 6195R, 6215R, 6145R, 6155R, 6155RH, 7500, 6140J, 6155J, 7505, 7420, 7520, 7200R, 7215R, 7230R, 7260R, 7280R, 7630, 7730, 7830, 7930, 7210R, 7230R, 7250R, 7270R, 7290R, 7310R, 6155M, 6175M, 6195M, 6145R, 6155R, 6155RH, 6175R, 6195R, 6215R, 6155M, 6175M, 6195M, Sprayer - 4990  
Cotton Picker - 9940, 9950, 9960, 9965, 9970, Forage Harvester - 5730, 5830, 6610, 6710, 6810, 6910, 6650, 6750, 6850, 6950, 7200, 7300, 7400, 7500, 7700, 7800, 7250, 7350, 7450, 7550, 7750, 7850, 7180, 7280, 7380, 7480, 7580, 7780,

**Hydrostat: Shaft**

Order No: WN-AH133661

Description	Retail
 Shaft, Hydrostatic Motor Drive Applications: CTS, CTS II, 4890, 4990, 9400, 9410, 9450, 9500, 9510, 9550, 9550SH, 9600, 9610, 9650, 9650CTS, 9960, 9965, 9970	\$249.00

Order No: WN-AZ56818

Description	Retail
 Hydro Motor Drive Shaft Applications: 9650, 9650CTS, 9650STS, 9750STS, 9860STS, 9660, 9660STS, 9760STS, 9560STS, 9570STS, 9870STS, 9670STS, 9770STS, S550, S660, S670, 6650, 6750, 6850, 6950, 7200, 7300, 7400, 7500, 7700, 7800, 7250, 7350, 7450, 7550, 7750, 7850, 7180, 7280, 7380, 7480, 7580, 7780, 8600, 8700, 8100 Features: 105cc Forage Harvester: 8200, 8300, 8400, 8500, 8800	\$375.00


Order No: WN-H165662

Description	Retail
Ring & Pinion Final Drive Shaft Applications: 9400, 9410, 9450, 9500, 9510, 9550, 9560, 9560STS, 9600, 9610, 9650, 9650CTS, 9650STS, 9660, 9660CTS, 9660STS, 9750STS, 9760STS, 9860STS, 9870STS, CTS, CTS II Features: 300 mm, 18 Splines	\$197.14


Order No: WN-H76111

Description	Retail
Hydrostat, Shaft Applications: 6600, 7700 Features: 19 Teeth, 3.06" Long	\$68.86

Order No: WN-H81605


Description	Retail
 Hydrostat, Shaft, Output Applications: 5200, 5400, 5440, 5460, 6600, 6602, 7700 Features: 19 Splines, Sunstrand 6602 Early	\$276.36
Hydrostat, Shaft, Output Applications: 6600, 7700 Features: 19 Splines, Sunstrand	\$276.36

Order No: WN-H98071

Description	Retail
 Hydrostat, Shaft, Output Applications: 6602, 6620, 7720, 8820, 5200, 5400, 5460, 5720, 5830 Features: 12" Long, 26 & 23 Splines, Sunstrand 6602 Late, 6620 Late	\$402.00

**Separator/Engine Gear Case: Bearings & Bushings**

Order No: WN-AH87207

Description	Retail
 Cleaning Fan Sheave Bearing Applications: 3300, 4400, 4420, 6600, 6601, 6602, 6620, 6622, 7700, 7701, 7720, 7721, 8820	\$15.17



**Combine: Drive Train**


**Separator/Engine Gear Case: Bearings & Bushings**

**Order No: WN-AH87207**

Features: 1.5" ID, 2.507" OD, .679" Overall Width, .452" Useable Width


**Separator/Engine Gear Case: Housing**

**Order No: WN-H102469**


Description	Retail
 Separator Plate Applications: 6600, 6601, 6620	\$147.57

**Transmission: Related Items**


**Order No: WN-382A-I**

Description	Retail
 Bearing, Tapered Cup Applications: 1020, 1520, 2020, 2510, 2520, 3010, 4010, 4520, 4400, 6602, 6600, 7700 Features: OD 3.812", Width .625"	\$7.83

**Order No: WN-386A-I**

Description	Retail
 Bearing, Cone Applications: 4010, 6602, 6622 Features: Tapered Roller, Width .864", Bore 1.87"	\$44.28

**Order No: WN-H129525**

Description	Retail
 Transmission, Shaft, Coupler Applications: 9500, 9400, 9600, CTS, 9410, 9510, CTS II, 9450, 9550, 9650, 9650CTS, 9650STS, 9750STS, 9860STS, 9560, 9660, 9660CTS, 9660STS, 9760STS, 9560STS, 9570STS, 9870STS, 9670STS, 9770STS, S550, S660, S670, S680, 6610, 6710, 6810, 6910, 6650, 6750, 6850, 6950, 7200, 7300	\$53.00

**Order No: WN-JD9301**

Description	Retail
Clutch Input Shaft Bearing Applications: 3300, 4400, 6600, 7700 Features: Round, Bore=1.378", OD=2.835"	\$18.18

**Transmission: Shafts**

**Order No: WN-AH109692**

Description	Retail
Shaft, Input, Hydrostatic Transmissions Applications: 5200, 5400, 5440, 5460, 5720, 5730, 5820, 5830, 6602, 6620, 6622, 7700, 7720, 8820 Features: 23 Teeth, 13.66" Long	\$251.06

**Order No: WN-H136017**

Description	Retail
Planetary Final Drive Shaft Applications: 9600, 9610, 6610, 6710, 6810, 6910 Features: Length 15.315", Teeth/Splines 23/25/17	\$169.03

**Order No: WN-H85871**

Description	Retail
Differential, Drive Shaft Applications: 6600, 6620, 7700, 7720, 8820, 5200, 5400, 5460, 5490, 5720, 5730, 5820, 5830 Features: 12.964" Long 6600 S/N 105891-, 6620, 7700 S/N 111901-, 7720	\$171.76


**Order No: WN-H87165**

Description	Retail
Axle Drive Shaft Applications: 4400, 4420 Features: 21 Spline, 14.688" Long 4400 (SN 151501-> w/ HD final drive)	\$131.82


**Combine: Electrical**

**Alternator: Assembly**


**Order No: WN-ABO0209**

Description	Retail
 Alternator Applications: CTS, CTSII, 9400, 9410, 9450, 9500, 9500SH, 9510, 9510SH, 9510, 9550, 9550SH, 9560, 9560SH, 9560STS, 9600, 9610, 9650, 9650CTS, 9650STS, 9660, 9660CTS, 9660STS, 9750CTS, 9750STS, 9760STS, 9780CTS, 9860STS, 9930, 9960, 9965, 7445, 7450, 210C, 300D, 310C, 310D, 310E, 6100, 6600 Features: 12 Volt, 95 Amp, CW 310G, 310SE, 310SG (S/N <958549), 315G, 315D, 315SE, 315SG, 3215, 3220, 330B, 335, 335C, 3415, 3420, 3800, 410C, 410D, 410E, 410G (S/N <958703), 47C, 450G (S/N 788817- 821573), 450H, 450J (S/N <159986), 455G (S/N 788817- 821573), 510C, 510D, 544G, 550G (S/N 788817- 821573), 550H, 550J (S/N <159986), 555G (S/N 788817- 821573), 560D, 624G, 640E (S/N 538967>), 643, 643D (S/N 798351>), 643G, 643H, 643J, 644G, 650G (S/N 788817- 821573), 650H, 650J (S/N <159986), 710D, 710G (S/N <960384), 740, 740G, 840, 843G, 843H, 843J, 360DC, 360DG (S/N <604615), 460DC, 460DG, 540E (S/N 538967>), 540G, 540G-II, 540G-III (S/N 576603- 604613), 540H, 548E (S/N 538967>), 548G, 548GII (S/N 565685- 576602), 548GIII (S/N 576603- 604613), 640G, 640G-II (S/N 565685- 576602), 640G-III (S/N 576603- 604613), 640H, 648E (S/N 538967>), 648G, 648G-II, 648G-, III (S/N 576603- 604613), 648H, 740E (S/N 539019>), 748E (S/N 539019>), 748G, 6100, 6500, 6600, 9400 (S/N 650101>), 9500 (S/N 637628>), 9500SH (S/N 637628>), 9600 (S/N 636604>), 9750CTS (Canadian), 9780CTS (European S/N 071443- 072697), 9930 (S/N 12001>), 7445 (S/N 12001>), 210C (S/N 787475>), 310G (S/N <958549)	\$171.04

**Order No: WN-AH211398**


Description	Retail
 Alternator Applications: 9450, 9550, 9550SH, 9560, 9560STS, 9650, 9650CTS, 9650STS, 9660, 9660CTS, 9660STS, 9750STS, 9760STS, 9860STS, 7460 Features: Presto, 12V, 185 Amps	\$615.00

**Order No: WN-AXE17691**


Description	Retail
 Alternator Applications: 9860STS, 9870STS, 9660STS, 9760STS, 9560STS, 9570STS, 9670STS, 9770STS, S650, S660, S670, S680, S690, 7460, 9996, 7660, 7760, CS690, CP690, 8225R, 8245R, 8270R, 8295R, 8320R, 8345R, 8295R, 9320RT, 9345RT, 8235R, 8260R, 8285R, 8310R, 8335R, 8360R, 8310RT, 8335RT, 8360RT, 8295R Features: 8320R, 7200R, 7215R, 7230R, 7260R, 7280R, 9330, 9430, 9530, 9630, 9430T, 9530T, 9630T, 7630, 7730, 7830, 7930, 8130, 8230, 8330, 8430, 8530, 8230T, 8330T, 8430T, 4930, 4830, 4730, 4940, 7280, 7380, 7480, 7580, 7780	\$250.00

**Alternator: Voltage Regulator**

**Order No: WN-21A614**

Description	Retail
 Regulator, Voltage Applications: G, A, 50, 60, 70, 520, 530, 620, 630, 720, 730 Features: 12 Volt, 3 Wire, Mounts On Generator	\$22.50

**Order No: WN-TY6748**

Description	Retail
 Alternator Applications: 3300, 4400, 4420, 6620, 6622, 7700, 7720, 8820, 9400, 9500, 9500SH, 9600, 9910, 9920, 9930, 9940, 344E, 444E, 3430, 3830 Features: 12 Volt, 90 Amp, Motorola	\$261.00

**Lights: Bulbs**


John Deere®




**Combine: Electrical**

**Lights: Bulbs**


Order No: WN-87283179

Description	Retail
 Light, Cab, Halogen Applications: 9570STS, 9870STS, 9670STS, 9770STS, 7200, 7400, 7600, 7700, 7800, 7210, 7410, 7510, 7610, 7710, 7810, 5210, 5410, 5510, 5310N, 5510N, 5103E, 5103, 5103S, 5203, 5104, 5038D, 5204, 5320N, 5420N, 8120, 8220, 8320, 8420, 8520, 8120T, 8220T, 8320T, 8420T, 8520T, 9120, 9220, 9320, 9420 Features: H4 Bulb	\$5.00


Order No: WN-87283179LED

Description	Retail
 H4 LED Bulb Applications: 7200, 7400, 7600, 7700, 7800, 7210, 7410, 7510, 7610, 7710, 7810, 5210, 5410, 5510, 5310N, 5510N, 5103E, 5103, 5103S, 5203, 5104, 5038D, 5204, 5320N, 5420N, 8120, 8220, 8320, 8420, 8520, 8120T, 8220T, 8320T, 8420T, 8520T, 9120, 9220, 9320, 9420, 9520, 9620, 7720, 7820, 7920, 9320T Features: Additional Combine Models: 9570STS, 9870STS, 9670STS, 9770STS	\$39.50

Order No: WN-AXE16948


Description	Retail
 Light, Cab, Halogen Applications: 3320, 3520, 3720, 4320, 4520, 4720, 2320, 2520, 2720, 3033R, 3038R, 3039R, 3045R, 3045R, 4044R, 4049R, 4052R, 4066R, 9450, 9550, 9650, 9650CTS, 9650STS, 9750STS, 9860STS, 9560STS, 9660, 9660CTS, 9660STS, 9760STS, 9560STS, 9570STS, 9870STS, 9670STS, 9770STS Features: 12V, 37.5w, Bulb 751, 753, 763, 773, 863, 864, 873, 883, 963, A220, A300, S100, S130, S150, S160, S175, S185, S205, S220, S250, S300, S330, T110, T140, T180, T190, T200, T250, T300, T320	\$7.00

Order No: WN-RE179326


Description	Retail
 Light, Cab, Halogen Applications: 9860STS, 9560, 9660, 9660STS, 9760STS, 9560STS, 9570STS, 9670STS, 9770STS, 9870STS, S550, S660, S670, S680, S690, 7250, 7350, 7450, 7550, 6170R, 6190R, 6210R, 6105R, 6115R, 6125R, 6140R, 6150R, 6150RH, 6215R, 6175R, 6195R, 9215R, 6105M, 6115M, 6125M, 6140M, 6150M, 6170M, 7200R Features: HB3, 12V, 65w Bulb	\$6.00

**Lights: Headlamps & Work lights**


Order No: WN-47430979

Description	Retail
 LED Work Light Applications: JD, CI, Various Features: 3200 Lumens	\$95.00


Order No: WN-87106352

Description	Retail
 LED Roof, Hood Light Applications: 7630, 7730, 7830, 7930, 8120, 8120T, 8130, 8220, 8220T, 8225R, 8230, 8230T, 8245R, 8270R, 8295RT, 8320, 8320R, 8320RT, 8320T, 8330, 8330T, 8345R, 8345RT, 8420, 8420T, 8430, 8430T, 8520, 8520T, 8530, 9120, 9220, 9230, 9320, 9320T, 9330, 9420, 9420T, 9430, 9430T, 9520, 9520T, 9530 Features: Inner Roof, Outer Grill, HI-LO Additional Models: 9530T, 9620, 9620T, 9630, 9630T Sprayer: 4730, 4830, 4920, 4930	\$89.00


Order No: WN-ABC3032

Description	Retail
 Light Bezel Applications: CTS, CTS II, 6620, 6622, 7720, 7721, 8820, 9400, 9410, 9500, 9501, 9510, 9600, 9610, 300, 300B, 301, 301A, 302, 302A, 310, 310A, 310B, 400, 401, 401B, 401C, 401D, 410, 350, 350B, 350C, 350D, 355D, 450, 450B, 450C, 450D, 450E, 455D, 455E, 380, 480A, 480B, 480, 480C, 444C, 544A, 544, 570 Features: Use ABC3032 440, 7445, 1010, 1020, 1030, 1040, 1120, 1130, 1140, 1520, 1530, 1630, 1640, 1641, 1641F, 1750, 1830, 1840, 1850, 1950, 1950N, 2010, 2020, 2030, 2040, 2040S, 2120, 2130, 2140, 2141, 2150, 2155, 2240, 2250, 2251, 2255, 2350, 2351, 2355, 2440, 2450, 2510, 2520, 2541, 2550, 2555, 2630, 2640, 2650, 2651, 2750, 2755, 2840, 2850, 2940, 2941, 2950, 2951, 2955, 3010, 3020, 3030, 3040, 3050, 3055, 3130, 3140, 3141, 3150, 3155, 3255, 3350, 3351, 3641, 3651, 4000, 4010, 4020, 4030, 4050, 4230, 4250, 4430, 4450, 4630, 4650, 4040, 4240, 4320, 4440, 4455, 4520, 4620, 4640, 4840, 5010, 5020, 6030, 7020, 7520, 820, 830, 8430, 8630, 920, 930, 940, 9900, 9910, 9920, 9930, 9940, 9950, 484, 7440, 6000, 500, 500A, 500B, 500C, 510, 600, 700A, 646, 646B, 646C, 550, 550A, 550B, 555, 555A, 555B, 655, 750, 755, 755A, 850, 850B, 855, 690C, 690D, 743, 743A, 444, 544B, 544C, 644A, 644B, 644C, 844, 570A, 670, 670A, 672A, 770, 770A, 772A, 760, 760A, 340D, 440A, 440B, 440C, 440D, 448D, 540, 540A, 540B, 540D, 640, 640D, 648D, 740, 740A, 2020	\$20.50


Order No: WN-AH159332

Description	Retail
 LED Roof Light Applications: 9400, 9500, 9600, CTS, 9410, 9510, 9510SH, 9610, CTSII, 9450, 9550, 9550SH, 9650, 9650CTS, 9650STS, 9670STS, 9560, 9560SH, 9660, 9660CTS, 9570STS, 9870STS, 9670STS, 9770STS, 9860STS, 9660STS, 9760STS, 9560STS, 9570STS, 9870STS, 9670STS, 9770STS, S550, S660, S670, S680, S690 Features: Roof, Side Finder, Cleaning Shoe, 3900 Lumens Additional Models: S670HM, S680HM, S690HM Cotton Picker: 2155, 2555, 320, 420, 625, CPX420, CPX610, CPX620	\$90.00


Order No: WN-AH170565

Description	Retail
 Light, Flood, LED Applications: 9000 Series, 9400, 9410, 9500, 9500SH, 9510, 9550, 9560, 9550SH, 9560SH, 9600, 9610, 9660, 9010 Series, CTS, CTS II, STS Features: 6" X 4.50" , 12 LEDS, 3500 Lumens, 60 Watts	\$111.00

Order No: WN-AH212522

Description	Retail
 LED Cab Roof Light Applications: 7460, 9996, 7760, 7660, CP690, 7200, 7300, 7400, 7700, 7800, 7950, 7250, 7350, 7450, 7550, 7750, 7850, 7180, 7280, 7380, 7480, 7580, 7780, 7980, 9860STS, 9560, 9560SH, 9660, 9660STS, 9760STS, 9560STS, 9570STS, 9870STS, 9670STS, 9770STS, 7200, 7300, 7400, 7500, 7700, 7800, 7950 Features: Oval LED, 4000 Lumens Additional Models: Forage Harvesters: 7250, 7350, 7450, 7550, 7750, 7850, 7180, 7280, 7380, 7480, 7580, 7780, 7980	\$94.00

Order No: WN-AXE16947

Description	Retail
 Oval LED Light Applications: 9860STS, 9560, 9560SH, 9660, 9660CTS, 9660STS, 9760STS, 9560STS, 9570STS, 9870STS, 9670STS, 9770STS, S550,	\$55.00

John Deere®

**Combine: Electrical**

**Lights: Headlamps & Work lights**

**Order No: WN-AXE16947**


S660, S670, S680, S690, 622X, 625X, 630X, 635X, 640X  
Features: Oval Bottom Mount LED Light, 1500 Lumens

**Order No: WN-L408-12V**

Description	Retail
Lights, Fender or Cab	\$36.50
Applications: 40, 50, 60, 70, 420, 430, 520, 53, 0620, 630, 720, 730, 3300, 4400, 4420, 6600, 6620, 7700, 7720, 9900, 9910, 9930, 9940, 9950, 9960, 9965	
Features: 12 Volt, 4 1/2" Diameter	

**Module: Other**

**Order No: WN-HP9001**


Description	Retail
 Engine Performance Module	\$825.00
Applications: 6710, 6750, 6810, 6850 - Forage Harvester, 9200, 9220, 9300, 9320, 9400, 9420, 9520, 9620	
Features: 10.5L and 12.5L John Deere 10 To 30% Increase	

**Order No: WN-JDCR2000**


Description	Retail
Engine Performance Module	\$765.00
Applications: 9660STS	
Features: Increases HP on 9 Liter Engine Denso Common Rail Fuel System	

**Starter: Assembly**


**Order No: WN-228000-6530**

Description	Retail
 Starter	\$295.00
Applications: 7610, 7710, 7720, 7810, 7820, 7920, 8100, 8110, 8120, 8200, 8210, 8220, 8300, 8310, 8320, 8400, 8410, 8420, 8520, 9100, 9120, 9200, 9220, 9300, 9320, 9400, 9420, 9520, 9620, 1450, 1550, 9400, 9410, 9450, 9510, 9510SH, 9550, 9550SH, 9560, 9560SH, 9560STS, 9560CTS, 9610, 9640, 9660	
Features: 12V, Nippondenso, Gear Reduction, 11 Teeth, CW Additional Models: 9660CTS, 9660STS, 7610 SN -089999	

**Order No: WN-RE239087**


Description	Retail
 Starter	\$149.00
Applications: 1020, 1030, 1130, 1520, 1530, 1550, 1630, 1750, 1830, 1850, 1850N, 2020, 2030, 2040, 2130, 2240, 2440, 2640, 2630, 2510, 2520, 2940, 2150, 2255, 2350, 2550, 2750, 2840, 2950, 3150, 5200, 5300, 5400, 5400N, 5500, 5500N, 6200, 6300, 6200L, 6300L, 6400L, 6500L, 820, 830, 930, 4400, 4425	
Features: Delco, 12V, CW, 10 Teeth Additional Models: Combine: 4425, 4435, 6600, 95, Cotton Picker: 499, 699, 7445, 484, 9910, 9900, Industrial: 210C, 300, 300B, 300D, 301, 301A, 302, 302A, 310, 310A, 310B, 310C, 310D, 315C, 315D, 350, 350B, 380, 400, 400G, 401, 401B, 401C, 410, 410A, 450B, 450E, 455E, 480, 480A, 480B, 480C, 482C, 510C, 540A, 610C, Sprayer: 600, 6000, 700, 734, Windrower: 2420, 3430, 3830, 880	

**Order No: WN-RE41875**

Description	Retail
 Starter	\$295.00
Applications: 4520, 3020, 4000, 4020, 4320, 4620, 7020, 4030, 4230, 4430, 4630, 8430, 8450, 4040, 4240, 4440, 4640, 4840, 4050, 4250, 4450, 4650, 4850, 8440, 8560, 4755, 4955, 6600, 6602, 6620, 6622, 7700, 7720, 8820, 9500, 9500SH, 9600,	

444, 444C, 444CH, 444D, 500, JD444A, JD500B, 500C, 544C, 644C  
Features: 12 Volt, Nippondenso, CW Rotation, 11 Teeth Industrial: 644C, 644D, 544E, 624E, 644E Forage Harvester: 5200, 5400, 5440, 5460, 5720

**Order No: WN-RE515843**


Description	Retail
 Starter	\$342.00
Applications: 98660STS, 7760, 670, 6850, 730, 7350, 7400, 7450, 7500, 7550, 7700, 7750, 644B, 646, 744H, 824K, 844K, 5010, 5020, 6030, 750, 8450, 8630, 8650, 8760, 8770, 8870, 9200, 9220, 9300, 9300T, 9320, 9320T, 9400, 9400T, 9420, 9420T, 9430, 9430T, 9520, 9520T, 9530, 9530T, 9620, 9620T	

Features: 12V, CW, Delco

**Order No: WN-RE539584**

Description	Retail
 Starter	\$249.00
Applications: S680, S680 STS, 9430, 9530, 9630, 9330, 9410R, 9430, 9430T, 9460R, 9460RT, 9510R, 9510RT, 9530, 9530T, 9560R, 9560RT, 9630, 9630T	
Features: 12V, CW Rotation, 11 Teeth, Denso	


**Order No: WN-RE62916**

Description	Retail
 Starter	\$128.00
Applications: 3300, 4400, 4420, 6600, 9900, 9930, 355D, 2270, 2280, 2360, 2420, 3420, 3830, 1020, 1520, 1530, 2020, 2030, 2240, 2440, 2630, 2640, 400, 5200, 5300, 5400, 5500, 5500N, 329	
Features: Delco, CW, 10 Teeth, 12V, Gear Reduction 7400 S/N 1001-, 1530 S/N -152929, 2240 S/N -349999, 2640 S/N -340999, 5200 S/N -281563, 5300 S/N -239491, 5400 S/N -281563	

**Order No: WN-SBO0260**

Description	Retail
Starter	\$210.00
Applications: 6600, 6602, 6620, 7700, 3010, 4000, 4010, 4020, 4040S, 4240S, 8430, 8440, 8450	
Features: 12V, 10 Teeth, CW, Bosch	

**Order No: WN-TY26037**

Description	Retail
 Starter	\$184.00
Applications: 400, 1020, 1520, 2020, 2510, 2520, 3300	
Features: 12 Volt, Delco, 10 Teeth, CW Rotation 1109421, 1109576, 12301485, 323652	

**Starter: Drive**

**Order No: WN-AR54923**

Description	Retail
Starter, Drive	\$33.97
Applications: 3300, 4420, 6600, 1020, 1520, 1530, 2020, 2030, 2040, 2440, 2510, 2520, 2630, 2640, 8300, 9900, 9910, 4400	
Features: 10 Teeth	

**Starter: Solenoid**

**Order No: WN-AR90074**

Description	Retail
Starter, Solenoid	\$36.50
Applications: 3020, 4000, 4020, 4030, 4040, 4050, 4055, 4230, 4240, 4250, 4255, 4320, 4350, 4430, 4440, 4450, 4455, 4520, 4555, 4560, 4620, 4630, 4640, 4650, 4755, 4760, 4840, 4850, 4955, 4960, 7020, 7700, 7710, 7800, 7810, 8100, 8200, 8300, 8430, 8440, 8450, 8560, CTS, 9650, 9600, 9500, 9400, 8820	
Features: Additional Combine Models: 7722, 7720, 7700, 6622, 6620, 6602, 6600, 2066, 2064, 2058, 2056, 1085 Industrial Additional	

John Deere®


**Combine: Electrical**

**Starter: Solenoid**


**Order No: WN-AR90074**

Models:340D, 344E, 410B, 410C, 410D, 415B, 440D, 444, 444C, 444D, 444E, 444G, 448D, 500A, 500B, 500C, 510, 510B, 510C, 510D, 515B, 544, 544D, 544E, 544G, 550, 550A, 550B, 555, 555A, 555B, 555G, 570, 570A, 610B, 610C, 624G, 640, 640E, 643, 643D, 644, 644A, 644C, 644D, 646, 646C, 650G, 690, 690A, 690B, 693, 693B, 710B, 710C, 710D, 740, 740A, 743, 743A, Fits Allis Chalmers: 4W-220, 7030, 7040, 7045, 7050, 7060, 7080, 7580, 8030, 8050, 8070


**Order No: WN-RE13732**

Description	Retail
 Starter Solenoid Applications: 3020, 4000, 4020, 4030, 4040, 4050, 4230, 4240, 4250, 4320, 4430, 4440, 4620, 4630, 4755, 4840, 7020, 8430, 8440, 8450, 8560, 8760, 8960, CTS, 1085, 2056, 2058, 2064, 2066, 6600, 6602, 6620, 6622, 7700, 7720, 7722, 8820, 9400, 9500, 9600, 9650, 5200, 5400, 5420, 5440, 5720, 5730, 5830 Features: Nippendenso 12 Volt, 3 Terminal Solenoid for Direct Drive Fits John Deere Engine(s) 6059, 6068, 6076, 6466A, 6466D, 6466T Additional Models: Fits John Deere Harvester(s) 5200, 5400, 5420, 5440, 5720, 5730, 5830, 9930, 9940, 9950, 9960, 9965 Fits John Deere Industrial 340D, 344E, 410B, 410C, 410D, 415B, 440D, 444, 444C, 444D, 444E, 444G, 448D, 500A, 500B, 500C, 510, 510B, 510C, 510D, 515B, 544, 544D, 544E, 544G, 550, 550A, 550B, 555, 555A, 555B, 555G, 570, 570A, 610B, 610C, 624G, 640, 640E, 643, 643D, 644, 644A, 644C, 644D, 646, 646C, 650G, 690, 690A, 690B, 693, 693B, 710B, 710C, 710D, 740, 740A, 743, 743A, Replaces Denso Mfg. nos 053400-1560, 046500-0010, 053400-1720, 053400-2740, 053400-2870, 053400-3490, 053400-3570, 053400-4530, 053400-6030, LA046500-0010 Replaces Denso Starter nos 028000-3290, 028000-3291, 028000-3292, 128000-0770, 128000-0771, 128000-0772, 028000-3970, 028000-3971, 028000-4930	\$30.50

**Order No: WN-RE42777**


Description	Retail
 Starter Solenoid Applications: 4055, 4255, 4455, 4555, 4560, 4755, 4760, 4655, 4755, 4955, 4960, 7200, 7210, 7300, 7400, 7410, 7500, 7510, 7600, 7700, 7800, 8100, 8200, 8300, 8400, 8560, 8760, 8960, 9100, 9120, 9200, 9220, 9300, 9320, 9400, 9420, 9500, 9520, 9600, 9620, CTS, 9400, 9500, 9600 Features: Denso Style, 12 Volt, 4 Terminal Additional Models Fits John Deere Harvester(s) 5730, 5830, 6610, 6650, 6710, 6750, 6810, 6850, 6910, 6950, 7200, 7300, 7400, 7445, 7450, 7500, 9930, 9960, 9965 Fits John Deere Sprayer(s) 4700 Replaces Denso Mfg. nos 053400-9890, 053400-9891 Replaces Denso Starter nos 128000-5970, 128000-5971, 128000-5972, 128000-5973, 128000-7230, 128000-7231, 128000-7250, 128000-7251, 128000-7252, 228000-0520, 228000-2360, 228000-2370, 228000-2380, 228000-2381, 228000-4600, 228000-4601, 228000-4630, 228000-4631, 228000-4690, 228000-4700, 228000-5360	\$52.00

**Order No: WN-SDR6003**

Description	Retail
 Solenoid, Switch Applications: 620, 630, 720, 730, 3020, 4000, 4020, 4030, 4040, 4230, 4240, 4320, 4430, 4440, 4520, 4620, 4630, 4640, 4840, 5010, 5020, 6030, 7020, 7520, 8430, 8440, 8450, 8560, 8570, 105, 2064, 2066, 2264, 2266, 6600, 6602, 7700, 5200,	\$26.25

5400, 444C, 500B, 500C, 510, 544E, 544G, 570, 570A, 600, 624G  
 Features: Diesel, Used w/ Delco Starters 1113402 or 1113672 3020 S/N 123000-, 4000 S/N 201000-, 4020 S/N 201000-, 643D, 644, 644A, 644C, 644D, 646, 690, 690A, 690B, 693B

**Order No: WN-SDR6058**

Description	Retail
 Starter, Solenoid Applications: 3300, 4400, 4420, 6600, 9900, 9910, 9920, 7440, 1010, 1020, 1520, 1530, 2010, 2020, 2030, 2040, 2240, 2420, 2440, 2510, 2520, 2630, 2640, 401B Features: Use With Delco Starters	\$14.00

**Combine: Engines & Related Parts**

**Air Cleaners: Assemblies**

**Order No: WN-1-046-000**


Description	Retail
Air Cleaner, Precleaner, Turbo II Applications: 3255, 4010 with Turbo, 4020 with Turbo, 4050, 4250, 4255, 4320, 4430, 4440, 4450, 4455, 4520, 4555, 4560, 4620, 4630, 4640, 4650, 4755 Features: Model 46, 350-700 CFM, 4"-4 1/2" Intake Additional Applications: 4760, 4840, 4850, 4955, 4960, 5010 with Turbo, 5020 with Turbo, 6620, 7020, 7200, 7400, 7600, 7700, 7700 Turbo, 7720, 7800, 8450, 8630, 8640, 8650, 8760, 8820, 9940	\$465.00

**Blocks & Components: Blocks, Timing, and Related**

**Order No: WN-AR50518**

Description	Retail
 Block, Heater Applications: 4000, 4020, 4040, 4230, 4240, 4320, 4430, 4440, 4520, 4620, 4630, 4640, 4840, 5020, 6030, 7020, 8430, 8440, 8630, 8640, 6620, 7700, 7720, 8820 Features: 1000 Watt, 120 Volt	\$92.54

**Order No: WN-AT85174**

Description	Retail
 Oil Pressure Sensor Switch Applications: 1020, 1520, 1640, 2020, 2040, 2140, 2150, 2255, 2155, 2350, 2355, 2550, 2555, 2640, 2750, 2840, 2940, 2950, 2955, 3020, 3040, 3140, 3055, 3050, 3150, 3155, 3255, 3350, 3640, 3650, 4000, 4010, 4020, 4320, 4520, 4620, 5010, 5020, 5103, 5200, 5203, 5210, 5220, 5300, 5303, 5310, 5320, 5400 Features: Additional Models: 5403, 5410, 5420, 5500, 5510, 5520, 5605, 5705, 6030, 6100, 6110, 6110L, 6120, 6120L, 6200, 6200L, 6210, 6210L, 6215, 6220, 6220L, 6300, 6300L, 6310, 6310L, 6320, 6320L, 6400, 6400L, 6403, 6410, 6410L, 6410S, 6415, 6420, 6420L, 6500, 6500L, 6506, 6510, 6510L, 6510S, 6520L, 6600, 6603, 6605, 6615, 6715, 6800, 6900, 7020, 7220, 7320, 7420, 7520, 8630 Fits John Deere Industrial(s) 70, 70D, 300, 300B, 300D, 301, 301A, 302, 302A, 310, 310A, 310B, 310C, 310D, 315D, 340D, 344E, 380, 400, 401, 401B, 401C, 401D, 410, 410B, 410C, 410D, 440, 440A, 440B, 440D, 444, 444C, 444CH, 444D, 444E, 480, 480A, 480B, 480C, 482C, 485E, 486E, 488E, 490, 493, 495, 500, 500A, 500B, 500C, 510, 510B, 510C, 510D, 540, 544B, 544D, 544E, 548, 555G, 570, 570A, 590D, 595, 595D, 600, 610B, 610C, 640, 640E, 643D, 644B, 644C, 644D, 646, 646B, 646C, 648, 650G, 655, 655B, 670, 670A, 670B, 672B, 690B, 690C, 690D, 690DR, 693B, 693C, 700, 710B, 710C, 710D, 740A, 750B, 755, 755A, 755B, 760, 762, 770, 770A, 772A, 790, 790D, 792, 793, 844, 850B, 855, 890, 3215, 3220, 3415, 3420, 3800	\$9.60

**Blocks & Components: Camshafts & Related**

**Order No: WN-AR100385**



**Combine: Engines & Related Parts**

**Blocks & Components: Camshafts & Related**

Order No: WN-AR100385

Description	Retail
Camshaft, 6 Cylinder, Diesel Applications: 4240, 4250, 4320, 4430, 4440, 4450, 4455, 4520, 4620, 4630, 4640, 4650, 4840, 4850, 6600, 6602, 6620, 6622, 7020, 7700, 7720, 8820, 9940, 9950 Features: For 404T, 404A, 466T & 466A Engines, Without Cam Followers Additional Applications: 8430, 8440, 8450	\$381.71

Order No: WN-HAR-100385

Description	Retail
Camshaft, 6 Cylinder, Diesel, Kit Applications: 4240, 4250, 4320, 4430, 4440, 4450, 4455, 4520, 4620, 4630, 4640, 4650, 4840, 4850, 6600, 6602, 6620, 6622, 7020, 7700, 7720, 8820, 9940, 9950 Features: Includes: Camshaft & Lifters, For 404A, 404T, 466A & 466T Engine	\$431.00

Order No: WN-NT-20034

Description	Retail
Camshaft, Idler Gear, Bushing Applications: 820, 830, 840, 930, 940, 1020, 1030, 1040, 1120, 1130, 1140, 1350, 1520, 1530, 1550, 1630, 1640, 1750, 1830, 1840, 1850, 1950, 2020, 2030, 2040, 2120, 2130, 2140, 2150, 2155, 2240, 2255, 2350, 2355, 2355N, 2440, 2450, 2510, 2520, 2550, 2555, 2630, 2640, 2650, 2750, 2755, 2840, 2850, 2855 Features: Upper Additional Models: 2940, 2950, 2955, 3030, 3040, 3050, 3055, 3120, 3130, 3140, 3150, 3155, 3255, 3640, 3650, 4030, 4050 S/N 6593-, 4400, 4420, 4425, 5000, 5300, 9900, 9910, 9920, 9930	\$8.00

Order No: WN-NT-26321

Description	Retail
Camshaft, Idler Gear, Bushing Applications: 820, 830, 840, 930, 940, 1020, 1030, 1040, 1120, 1130, 1140, 1350, 1520, 1530, 1550, 1630, 1640, 1750, 1830, 1840, 1850, 1950, 2020, 2030, 2040, 2120, 2130, 2140, 2150, 2155, 2240, 2255, 2350, 2355, 2355N, 2440, 2450, 2510, 2520, 2550, 2555, 2630, 2640, 2650, 2750, 2755, 2840, 2850, 2855 Features: Lower 2940, 2950, 2955, 3030, 3040, 3050, 3055, 3120, 3130, 3140, 3150, 3155, 3255, 3640, 3650, 4030, 4050 S/N 6593-, 4400, 4420, 4425, 5000, 5300, 9900, 9910, 9920, 9930	\$7.00

Order No: WN-R119874

Description	Retail
Bushing, Camshaft, Front Applications: 6110, 6120, 6210, 6220, 6310, 6410, 7210, 7220, 7320, 7410, 7420, 7510, 7520, 7610, 7710, 7720, 7810, 7820, 7920, 9400, 9410, 9450, 9500, 9560 Features: 3029, 4.5L Powertech, 6.8L Powertech Diesel	\$10.75


Order No: WN-R46903

Description	Retail
Camshaft, Bushing Applications: 3010, 3020, 4000, 4010, 4020, 4040, 4050, 4230, 4240, 4250, 4320, 4430, 4440, 4450, 4520, 4620, 4630, 4640, 4650, 4840, 4850, 6600 Features: Diesel 6600 S/N 156502	\$4.75


Order No: WN-R52773

Description	Retail
Camshaft, Follower Applications: 3020, 4000, 4010, 4020, 4040, 4050, 4230, 4240, 4250, 4320, 4430, 4440, 4450, 4520, 4620, 4630, 4640, 4650, 4840, 4850, 7020, 8430, 8440, 8450 Features: Diesel, 2-9/16" Long, 1-1/4" OD	\$6.75

Order No: WN-R82007

Description	Retail
 Camshaft, Plug Applications: 4055, 4255, 4455, 4555, 4560, 4755, 4760, 4955, 4960, 644E, 644ER, 740G, 770B, 7700, 7800, 8100, 8200, 8300, 8560, 8570, 9500, 9600, 9960, 9965 Features: Diesel	\$6.00


Order No: WN-R87561

Description	Retail
 Camshaft, Bushing Applications: 4055, 4255, 4455, 4555, 4560, 4755, 4760, 4955, 4960, 7700, 7800, 8100, 8200, 8300, 8560, 8570, 8630, 8640, 8650, 8760, 9500, 9600, 9960, 9965 Features: Diesel	\$7.00


Order No: WN-R97454

Description	Retail
Timing Cover, Gasket Applications: 820, 830, 840, 930, 940, 1020, 1030, 1040, 1120, 1130, 1140, 1350, 1520, 1530, 1550, 1630, 1640, 1750, 1830, 1840, 1850, 1950, 2020, 2030, 2040	\$7.50

Order No: WN-RE57054

Description	Retail
 Camshaft, 6 Cylinder, Diesel Applications: 9500, 9510, 9550, 9560STS, 9600, 9610, 9650, 9650CTS, 9660, 9660STS, 9750STS, 7710, 8110, 8400, 9120 Features: With Tappets, Marked R120872 9500 ES/N 500000-, 9600 ES/N 500000-	\$544.00


Order No: WN-T20034

Description	Retail
 Gear, Timing, Bushing Applications: 820, 830, 840, 930, 940, 1020, 1030, 1040, 1120, 1130, 1140, 1350, 1520, 1530, 1550, 1630, 1640, 1750, 1830, 1840, 1850, 1950, 2020, 2030, 2040 Features: Upper	\$5.75

Order No: WN-T20273


Description	Retail
Timing Cover, Gasket Applications: 820, 830, 840, 930, 940, 1020, 1030, 1040, 1120, 1130, 1140, 1350, 1520, 1530, 1550, 1630, 1640, 1750, 1830, 1840, 1850, 1950, 2020, 2030, 2040	\$3.50

Order No: WN-T26321


Description	Retail
 Camshaft, Idler Gear, Bushing Applications: 820, 830, 840, 930, 940, 1020, 1030, 1040, 1120, 1130, 1140, 1350, 1520, 1530, 1550, 1630, 1640, 1750, 1830, 1840, 1850, 1950, 2020, 2030, 2040 Features: Lower	\$8.00

**Blocks & Components: Connecting Rods & Related**

Order No: WN-AR45723

Description	Retail
 Bearing, Connecting Rod Applications: 3010, 3020, 4000, 4010, 4020, 4040, 4050, 4230, 4240, 4320, 4430, 4520, 4620, 4630, 6600, 7020, 7700 Features: Diesel, Standard, For 1 Piston 4050 S/N -6592, 6600 S/N 156502-	\$10.00

Order No: WN-AR46396


Description	Retail
 Bearing, Connecting Rod Applications: 3010, 3020, 4000, 4000, 4010, 4020, 4040, 4050, 4230, 4240, 4320, 4430, 4520, 4620, 4630, 500, 500A, 6600, 7020, 7710 Features: Diesel, .010 Oversized, For 1 Rod 4050 S/N -6592, 6600 S/N 156502-	\$10.00

John Deere®


**Combine: Engines & Related Parts**

**Blocks & Components: Connecting Rods & Related**


Order No: WN-AR46397

Description	Retail
 Bearing, Connecting Rod Applications: 3010, 3020, 4000, 4010, 4020, 4040, 4050, 4230, 4240, 4320, 4430, 4520, 4620, 4630, 500, 500A, 500B, 6600, 7020, 7710 Features: Diesel, .020 Oversized, For 1 Piston 4050 S/N 6592, 6600 S/N 156502-	\$10.00


Order No: WN-AR46398

Description	Retail
 Bearing, Connecting Rod Applications: 3010, 3020, 4000, 4010, 4020, 4040, 4050, 4230, 4240, 4320, 4430, 4520, 4620, 4630, 500, 500A, 500B, 6600, 7020, 7710 Features: Diesel, .030 Oversized, For 1 Piston 4050 S/N -6592, 6600 S/N 156502-	\$10.00


Order No: WN-AR73277

Description	Retail
 Bearing, Connecting Rod Applications: 4250, 4255, 4440, 4450, 4455, 4555, 4560, 4640, 4650, 4755, 4760, 4840, 4850, 6620, 7700, 7720, 7800, 8100, 8200, 8300, 8430, 8440, 8450, 8560 Features: Diesel, Standard, For 1 Rod	\$11.75


Order No: WN-AR73279

Description	Retail
 Bearing, Connecting Rod Applications: 4250, 4255, 4440, 4450, 4455, 4555, 4560, 4640, 4650, 4755, 4760, 4840, 4850, 6620, 7700, 7720, 7800, 8100, 8200, 8300, 8430, 8440, 8450, 8560 Features: Diesel, .010 Oversized, For 1 Rod	\$11.75


Order No: WN-AR73280

Description	Retail
 Bearing, Connecting Rod Applications: 4250, 4255, 4440, 4450, 4455, 4555, 4560, 4640, 4650, 4755, 4760, 4840, 4850, 6620, 7700, 7720, 7800, 8100, 8200, 8300, 8430, 8440, 8450, 8560 Features: Diesel, .020 Oversized, For 1 Rod	\$11.75

Order No: WN-AR73281

Description	Retail
 Bearing, Connecting Rod Applications: 4250, 4255, 4440, 4450, 4455, 4555, 4560, 4640, 4650, 4755, 4760, 4840, 4850, 6620, 7700, 7720, 7800, 8100, 8200, 8300, 8430, 8440, 8450, 8560 Features: Diesel, .030 Oversized, For 1 Rod	\$11.75


Order No: WN-R114082

Description	Retail
 Bushing, Piston, Pin Applications: 6220, 6310, 6320, 6410, 6415, 6420, 6510L, 7210, 7220, 7320, 7410, 7510, 7520, 7610, 7710, 7720, 7810, 7820, 7920, 9400, 9410, 9450, 9550, 9560 Features: Honable, 4.5L Powertech, 6.8L Powertech Diesel	\$11.75


Order No: WN-R114082S

Description	Retail
Piston Pin Bushing Applications: 6220, 6310, 6320, 6410, 6415, 6420, 6510L, 7210, 7220, 7320, 7410, 7510, 7520, 7610, 7710, 7720, 7810, 7820, 7920, 9400, 9410, 9450, 9550, 9560 Features: Boreable, 4.5L Powertech, 6.8L Powertech Diesel	\$15.00


Order No: WN-R114083

Description	Retail
 Connecting Rod, Bolt Applications: 5210, 5310, 5410, 5415, 5510, 6110, 6210, 6310, 6410, 7210, 7410, 7510, 7610, 7710, 7810, 9120, 9220, 9230, 9320, 9320T, 9330, 9400, 9410, 9420 Features: 4.5L Powertech Diesel Early, 6.8L Powertech Diesel Early	\$1.85


Order No: WN-R30939

Description	Retail
 Connecting Rod, Bushing Applications: 3010, 3020, 4000, 4010, 4020, 4040, 4230, 500, 500A, 500B, 500C, 510, 600, 6600, 7700 Features: Diesel, Honable 6600 S/N 156502-	\$5.75


Order No: WN-R30939S

Description	Retail
 Piston Pin Bushing Applications: 3010, 3020, 4000, 4010, 4020, 4040, 4230, 500, 500A, 500B, 500C, 510, 600, 6600, 7700 Features: Diesel, Boreable	\$5.75


Order No: WN-R42173

Description	Retail
 Connecting Rod, Bushing Applications: 4050, 4240, 4320, 4430, 4520, 4620, 4630, 644, 644A, 646, 646B, 6600, 6620, 690, 690A, 690B, 693C, 7020, 740, 7700 Features: Diesel, Honable 4050 S/N -6592, 6600 S/N 156502-	\$8.50


Order No: WN-R42173S

Description	Retail
 Piston Pin Bushing Applications: 4050, 4240, 4320, 4430, 4520, 4620, 4630, 644, 644A, 646, 646B, 6600, 6620, 690, 690A, 690B, 693C, 7020, 740, 7700 Features: Diesel, Boreable	\$8.50


Order No: WN-R501035

Description	Retail
 Connecting Rod, Bolt Applications: CTS II, 7610, 7710, 7720, 7810, 7820, 7920, 8100, 8110, 8120, 8200, 9510, 9550, 9560STS, 9610, 9640, 9650, 9650CTS, 9660, 9660STS, 9750STS Features: 6081 Diesel; Priced Each, Sold 2 Per Pkg	\$4.75

Order No: WN-R501124

Description	Retail
 Connecting Rod Bolt Applications: 9400, 9410, 9450, 9500, 9560, 5200, 5210, 5220, 5300, 5310, 5320, 5400, 5410, 5420, 5500, 5510, 5520, 6110, 6120, 6210, 6220, 6310, 6320, 6410 Features: 4.5L & 6.8L Powertech Late; Priced Each, Sold 2 Per Pkg	\$3.50

Order No: WN-R55647

Description	Retail
 Connecting Rod, Bushing Applications: 1040, 1120, 1130, 1140, 1350, 1520, 1530, 1550, 1630, 1640, 1750, 1840, 1850, 1950, 2030, 2040, 2120, 2130, 2140, 2150, 2155, 830, 840, 930, 940 Features: Diesel, Honable	\$6.25

Order No: WN-R55647S


Description	Retail
Piston Pin Bushing Applications: 1040, 1120, 1130, 1140, 1350, 1520, 1530, 1550, 1630, 1640, 1750, 1840, 1850, 1950, 2030, 2040, 2120, 2130, 2140, 2150, 2155, 830, 840, 930, 940 Features: Diesel, Boreable	\$6.25

John Deere®

**Combine: Engines & Related Parts**

**Blocks & Components: Connecting Rods & Related**


Order No: WN-R57451

Description	Retail
 Connecting Rod, Bushing Applications: 1052, 1155, 1950, 2140, 2250, 2450, 2555, 2650, 2750, 2755, 2850, 2855, 2855N, 3430, 3650, 4050, 5700, 6100, 6200, 9400, 9920, 9930 Features: Diesel, Honable 4050 S/N 6593-	\$6.50

Order No: WN-R57451S

Description	Retail
Piston Pin Bushing Applications: 1052, 1155, 1950, 2140, 2250, 2450, 2555, 2650, 2750, 2755, 2850, 2855, 2855N, 3430, 3650, 4050, 5700, 6100, 6200, 9400, 9920, 9930 Features: Diesel, Boreable	\$6.50


Order No: WN-R60724

Description	Retail
 Connecting Rod, Bushing Applications: 4250, 4440, 4640, 4840, 5720, 646D, 646A, 6602, 6620, 6622, 740A, 762A, 7720, 8430, 8440, 8450, 8820, 9940, 9950 Features: Diesel, Honable, Used With Rods Marked R57303 and R67320	\$11.00


Order No: WN-R60724S

Description	Retail
Piston Pin Bushing Applications: 4250, 4440, 4640, 4840, 5720, 646D, 646A, 6602, 6620, 6622, 740A, 762A, 7720, 8430, 8440, 8450, 8820, 9940, 9950 Features: Diesel, Boreable, Used With Rods Marked R57303 and R67320	\$11.25

Order No: WN-R66452

Description	Retail
 Connecting Rod, Bolt Applications: 3010, 3020, 4000, 4010, 4020, 4040, 4050, 4055, 4230, 4240, 4250, 4255, 4320, 4430, 4440, 4450, 4455, 4520, 4555, 4620, 4630, 4640, 4650, 4755, 4760, 4840, 4850, 4955, 4960, 7020, 7700, 7800, 7810, 7820, 7920, 8100, 8110, 8120, 8200, 8210, 8220, 8300, 8310, 8320, 8400, 8410, 8420, 8430 Features: 3" Length, Priced Each, Sold 2 Per Pkg Tractors: 8440, 8450, 8520, 8560, 8570, 9100, 9120 Combines: CTS (S/N 071443-072697), 2256, 2258, 2264 (S/N -068583), 2266 (S/N -068583), 6600, 6602, 6620, 6622, 7700, 7720, 8820, 9500, 9510 (SH), 9550 (SH), 9560 WTS S/N -080015, 9580 S/N -080015, 9600, 9610, 9640 (WTS), 9650 (CTS), 9660 (CTS), 9680 (WTS), 9750 (STS), 9760 (STS), 9780 (CTS S/N 071443-072697) Harvesters: 1470, 3510 (NW S/N -060036), 5200, 5400, 5440, 5720, 5730, 6610, 6650, 7200, 9940, 9950, 9960, 9965, 9970, 9976, 9986, 9996 Industrial: 250, 300, 330, 370, 530B, 535, 560D, 608, 644, 660D, 724, 740, 748, 753, 759, 770, 772, 848G, 850, 853, 870, 872, 900 S/N 001001-, 903, 909, 950 S/N 009004-, 953, 959, 1710, 1711 Sprayer: 4920 For Connecting Rods With Casting No. R26047, R41423, R57303, R58880, R58882, R66922, R66923, R67320, R71074	\$3.50


Order No: WN-R74008

Description	Retail
 Connecting Rod, Bushing Applications: 4055, 4250, 4255, 4450, 4455, 4555, 4560, 4640, 4650, 4755, 4760, 4840, 4850, 4955, 4960, 7700, 7800, 8100, 8200, 8300, 8450, 8560, 8570, 9500 Features: Diesel, Honable	\$10.00


Order No: WN-R74008S

Description	Retail
Piston Pin Bushing Applications: 4055, 4250, 4255, 4450, 4455, 4555, 4560, 4640, 4650, 4755, 4760, 4840, 4850, 4955, 4960, 7700, 7800, 8100, 8200, 8300, 8450, 8560, 8570, 9500 Features: Diesel, Boreable	\$10.00

Order No: WN-R74194

Description	Retail
 Connecting Rod, Bolt Applications: 1020, 1030, 2040, 2150, 2155, 2510, 2520, 2750, 2755, 2940, 2950, 2955, 3300, 4030, 4400, 4420, 5400, 6200, 6210, 6300, 6310, 6400, 7200, 820 Features: 2-1/2" Length, Priced Each, 2 Per Package	\$2.25


Order No: WN-R80033

Description	Retail
 Connecting Rod, Cap Screw Applications: 1020, 1030, 1040, 1120, 1130, 1140, 1350, 1520, 1430, 1550, 1630, 1640, 1750, 1830, 1840, 1850, 1950, 2020, 2030, 2040, 820, 830, 840, 930, 940 Features: Diesel, Priced Each, 2 Per Package	\$2.25


Order No: WN-R80034

Description	Retail
Connecting Rod Applications: 940, 1030, 1040, 1130, 1110, 1640, 1830, 1840, 2030, 2040, 2130, 2150, 2250, 2350, 2355, 2450, 2550, 4420, 4425, 4435 Features: Diesel	\$51.00


Order No: WN-RE27348

Description	Retail
 Connecting Rod Bearing Applications: 820, 830, 840, 930, 940, 1020, 1030, 1040, 1120, 1130, 1140, 1350, 1520, 1530, 1550, 1630, 1640, 1750, 1830, 1840, 1850, 1950, 2020, 2030, 2040, 2150, 2155, 2250, 2255, 2350, 2355, 2440, 2510, 2520, 2550, 2555, 2750, 2755, 2855, 2940, 2950, 2955, 3050, 3055, 3100, 3150, 3155, 3255, 4030 Features: STD, For 1 Rod, Diesel Engines 152, 202 Additional Tractor Models: 4050, 4955, 5105, 5205, 5210, 5220, 5300, 5310, 5400, 5500, 6030, 6200, 6300 Additional Industrial Models: 210C, 240, 250, 260, 290D, 300, 300A, 300B, 300D, 301, 301A, 302, 302A, 310, 310A, 310B, 310C, 310D, 315C, 315D, 350, 350A, 350B, 350C, 350D, 355D, 380, 400, 400G, 401, 401A, 401B, 401C, 401D, 410, 410B, 415B, 440, 440A, 440B, 444, 444C, 444D, 450, 450A, 450B, 450C, 450D, 455D, 480, 480A, 480B, 480C, 482C, 490, 540, 540A, 540E, 544, 544A, 544E, 544G, 548E, 570, 570A, 570B, 710B, 710C, 710D Additional Harvester Models: 5200, 5400, 7200	\$7.25

Order No: WN-RE27349

Description	Retail
 Bearing, Connecting Rod Applications: 820, 830, 840, 930, 940, 1020, 1030, 1040, 1120, 1130, 1140, 1350, 1520, 1530, 1550, 1630, 1640, 1750, 1830, 1840, 1850, 1950, 2020, 2030, 2040 Features: .010" Oversized, For 1 Rod, Diesel	\$7.25

Order No: WN-RE27364

Description	Retail
 Bearing, Connecting Rod Applications: 820, 830, 840, 930, 940, 1020, 1030, 1040, 1120, 1130, 1140, 1350, 1520, 1530, 1550, 1630, 1640, 1750, 1830, 1840, 1850, 1950, 2020, 2030, 2040 Features: .030" Oversized, For 1 Rod, Diesel	\$7.25


John Deere®




**Combine: Engines & Related Parts**

**Blocks & Components: Connecting Rods & Related**

Order No: WN-RE529319

Description	Retail
 Bearing, Main Applications: CTS II, 7710, 9510, 9510SH, 9550, 9550SHI, 9560STS, 9610, 9640, 9650, 9650CTS, 9650STS, 9660, 9660CTS, 9660STS, 9680, 9750STS, 9750STS Features: STD, 6081 - 8.1L Engine	\$23.00


Order No: WN-RE534181

Description	Retail
 Bearing, Main Applications: CTS, CTS II, 9510, 9510SH, 9550, 9550SHI, 9560STS, 9610, 9640, 9650, 9650CTS, 9650STS, 9660, 9660CTS, 9660STS, 9680, 9750STS, 9750STS Features: .292mm Oversized (.011"), 8.1L Engine	\$23.00


Order No: WN-RE534182

Description	Retail
Bearing, Main Applications: CTS II, 7710, 9510, 9510SH, 9550, 9550SHI, 9560STS, 9610, 9640, 9650, 9650CTS, 9650STS, 9660, 9660CTS, 9660STS, 9680, 9750STS, 9750STS Features: .022", 6081 - 8.1L Engine	\$23.00


Order No: WN-RE534185

Description	Retail
 Bearing, Connecting Rod Applications: CTS, CTS II, 7710, 7810, 8100, 8100T, 8110, 9510, 9510SH, 9550, 9550SH, 610, 9650, 9650CTS, 9650STS, 9750STS, 9780CTS, 9970, 9976, 9986 Features: .292mm Oversized (.011"), 6081 - 8.1L Engine	\$15.75

Order No: WN-RE65908


Description	Retail
 Bearing, Connecting Rod Applications: 6110, 6120, 6210, 6215, 6220, 6310, 6320, 6405, 6410, 6415, 6420, 6520, 6605, 7210, 7220, 7320, 7410, 7420, 7510, 9400, 9410, 9450, 9550, 9560 Features: STD, For One Rod	\$12.00

Order No: WN-RE65909


Description	Retail
 Bearing, Connecting Rod Applications: 6110, 6120, 6210, 6215, 6220, 6310, 6320, 6405, 6410, 6415, 6420, 6520, 6605, 7210, 7220, 7320, 7410, 7420, 7510, 9400, 9410, 9450, 9550, 9560 Features: .254mm Oversized, For One Rod	\$12.00

**Blocks & Components: Crankshafts & Related**


Order No: WN-AR49025

Description	Retail
 Crankshaft, Seal, Front Applications: 3010, 3020, 4000, 4010, 4020, 4040, 4050, 4055, 4230, 4240, 4250, 4255, 4320, 4430, 4440, 4450, 4455, 4520, 4555, 4560, 4620, 4630, 4640, 4650 Features: Diesel, With Wear Sleeve	\$11.00


Order No: WN-AR49243

Description	Retail
 Bearing, Main Applications: 3010, 3020, 4000, 4010, 4020, 4040, 4230, 4320, 4520, 4620, 500, 500A, 500B, 600, 6600, 7700 Features: Diesel, Standard, For 1 Journal 6600 S/N 156502-	\$12.00


Order No: WN-AR49245

Description	Retail
 Bearing, Main Applications: 3010, 3020, 4000, 4010, 4020, 4040, 4230, 4320, 4520, 4620, 500, 500A, 500B, 600, 6600, 7700 Features: Diesel, .010 Oversized, For 1 Journal 6600 S/N 156502-	\$12.00


Order No: WN-AR49246

Description	Retail
 Bearing, Main Applications: 3010, 3020, 4000, 4010, 4020, 4040, 4230, 4320, 4520, 4620, 500, 500A, 500B, 6600, 7700 Features: Diesel, .020 Oversized, For 1 Journal 6600 S/N 156502-	\$12.00


Order No: WN-AR49247

Description	Retail
 Bearing, Main Applications: 3010, 3020, 4000, 4010, 4020, 4040, 4230, 4320, 4520, 4620, 500, 500A, 500B, 6600, 7700 Features: Diesel, .030 Oversized, For 1 Journal 6600 S/N 156502-	\$12.00


Order No: WN-AR57241

Description	Retail
 Crankshaft Dampner Applications: 4040, 4230, 4240, 4320, 4430, 4440, 4455, 6600, 6602, 6620, 6622, 7700, 7720, 690 Features: 3 Groove, 2 1/2" Wide, 404, 466 Diesel, 8 3/8" Diameter	\$155.00


Order No: WN-AR61351

Description	Retail
 Engine, Balancer Applications: 2020, 2030, 2250, 2350, 2440, 2520, 2550, 3300, 6000 Features: Right Hand 6000 HI CYCLE	\$145.00


Order No: WN-AR61352

Description	Retail
 Engine, Balancer Applications: 2020, 2030, 2250, 2350, 2440, 2520, 2550, 3300, 6000 Features: Left Side 6000 HI CYCLE	\$145.00


Order No: WN-AR67942

Description	Retail
 Crankshaft, Seal, Front Applications: 1550, 1630, 1750, 1850, 2030, 2040, 2150, 2155, 2240, 2320, 2355, 2440, 2520, 2530, 3000, 4030, 5000, 5400N, 5500, 5700, 6100, 6200, 6300, 6500 Features: Diesel	\$6.50


Order No: WN-AR74814

Description	Retail
 Bearing, Main Applications: 3010, 3020, 4000, 4010, 4020, 4040, 4050, 4055, 4230, 4240, 4250, 4255, 4320, 4430, 4440, 4450, 4455, 4520, 4550, 4555, 4560, 4620, 4630, 4640, 4840 Features: Diesel, Standard, For 1 Journal	\$11.25

Order No: WN-AR74816

Description	Retail
 Bearing, Main Applications: 3010, 3020, 4000, 4010, 4020, 4040, 4050, 4055, 4230, 4240, 4250, 4255, 4320, 4430, 4440, 4450, 4455, 4520, 4550, 4555, 4560, 4620, 4630, 4640 Features: Diesel, .010 Oversized, For 1 Journal	\$11.25

Order No: WN-AR74817

Description	Retail
 Bearing, Main Applications: 3010, 3020, 4000, 4010, 4020, 4040, 4050, 4055, 4230, 4240, 4250, 4255, 4320, 4430,	\$11.25

John Deere®

**Combine: Engines & Related Parts**

**Blocks & Components: Crankshafts & Related**

**Order No: WN-AR74817**

4440, 4450, 4455, 4520, 4550, 4555, 4560, 4620, 4630, 4640  
Features: Diesel, .020 Oversized, For 1 Journal

**Order No: WN-AR74818**



Description	Retail
Bearing, Main Applications: 3010, 3020, 4000, 4010, 4020, 4040, 4050, 4055, 4230, 4240, 4250, 4255, 4320, 4430, 4440, 4450, 4455, 4520, 4550, 4555, 4560, 4620, 4630, 4640 Features: Diesel, .030 Oversized, For 1 Journal	\$11.25

**Order No: WN-AR77747**



Description	Retail
Thrust Washer Set Applications: 3010, 3020, 4000, 4010, 4020, 4040, 4050, 4055, 4230, 4240, 4250, 4255, 4320, 4430, 4440, 4450, 4455, 4520, 4550, 4555, 4560, 4620, 4630, 4640 Features: Diesel, Standard, For 1 Journal, Set of 3	\$17.25

**Order No: WN-AR77748**



Description	Retail
Bearing, Main, Thrust Applications: 3010, 3020, 4000, 4010, 4020, 4040, 4050, 4055, 4230, 4240, 4250, 4255, 4320, 4430, 4440, 4450, 4455, 4520, 4550, 4555, 4560, 4620, 4630, 4640, 4840 Features: Diesel, Standard, Flangeless	\$13.50

**Order No: WN-AR77750**



Description	Retail
Bearing, Main, Thrust Applications: 3010, 3020, 4000, 4010, 4020, 4040, 4050, 4055, 4230, 4240, 4250, 4255, 4320, 4430, 4440, 4450, 4455, 4520, 4550, 4555, 4560, 4620, 4630, 4640 Features: Diesel, .010 Oversized, Flangeless	\$13.50

**Order No: WN-AR77751**



Description	Retail
Bearing, Main, Thrust Applications: 3010, 3020, 4000, 4010, 4020, 4040, 4050, 4055, 4230, 4240, 4250, 4255, 4320, 4430, 4440, 4450, 4455, 4520, 4550, 4555, 4560, 4620, 4630, 4640 Features: Diesel, .020 Oversized, Flangeless	\$13.50

**Order No: WN-AR77752**



Description	Retail
Bearing, Main, Thrust Applications: 3010, 3020, 4000, 4010, 4020, 4040, 4050, 4055, 4230, 4240, 4250, 4255, 4320, 4430, 4440, 4450, 4455, 4520, 4550, 4555, 4560, 4620, 4630, 4640 Features: Diesel, .030 Oversized, Flangeless	\$13.50

**Order No: WN-AR96189**

Description	Retail
Crankshaft, 6 Cylinder, Diesel Applications: 4020, 4055, 4240, 4250, 4255, 4320, 4430, 4440, 4450, 4520, 4640, 4650, 4850, 5200, 5400, 5440, 5730, 6600, 6620, 7700, 7720, 8820, 9500, 9600 Features: Without Oil Pump Gear, 6-404 Late, 6-466 Early	\$1,667.00

**Order No: WN-AR96189WG**



Description	Retail
Crankshaft, 6 Cylinder, Diesel Applications: 4000, 4010, 4020, 4040, 4230, 4240, 4430, 4240, 4430, 4440, 4450, 4630, 4640, 4650, 4830, 4840, 4850, 4960, 8430, 8440, 8450, 7700, 7720, 8820, 466, 600, 644, 644A, 644C, 646C, 690, 690A, 693C, 740, 740A, 743, 743A, 762A,	\$2,042.00

762B, 770A, 770B, 772A, 772B, 790, 790D, 792, 793D, 850B, 892D  
Features: With Oil Pump Gear, Short Nose, 2-3/4" Shoulder To Snout 6076, 9950, 5460, 5720, 5730

**Order No: WN-AT18030**

Description	Retail
Crankshaft, 4 Cylinder, Diesel Applications: 1052, 1155, 1840, 2020, 2030, 2120, 2130, 2140, 2250, 2320, 2350, 2355, 2355CS, 2440, 2450, 2510, 2520, 2530, 2535, 2550, 2555, 2555CS Features: 300 Series, 4.202D, 4.219D, 4.239D, 4.239DT, Does Not Incr. Bearing, 2555TSS, 2650, 2730, 2735, 2750, 2755, 2850, 2855, 2855N, 3300, 3330, 3430, 940, 3300, 6602, 499,	\$639.00

**Order No: WN-AT21132**



Description	Retail
Bearing, Main, Thrust Applications: 820, 830, 840, 930, 940, 1020, 1030, 1040, 1120, 1130, 1140, 1350, 1520, 1530, 1550, 1630, 1640, 1750, 1830, 1840, 1850, 1950, 2020, 2030, 2040 Features: Diesel, .010 Oversized	\$20.50

**Order No: WN-AT21134**



Description	Retail
Bearing, Main, Thrust Applications: 820, 830, 840, 930, 940, 1020, 1030, 1040, 1120, 1130, 1140, 1350, 1520, 1530, 1550, 1630, 1640, 1750, 1830, 1840, 1850, 1950, 2020, 2030, 2040 Features: Diesel, .020 Oversized	\$20.50

**Order No: WN-AT21136**



Description	Retail
Bearing, Main, Thrust Applications: 820, 830, 840, 930, 940, 1020, 1030, 1040, 1120, 1130, 1140, 1350, 1520, 1530, 1550, 1630, 1640, 1750, 1830, 1840, 1850, 1950, 2020, 2030, 2040 Features: Diesel, .030 Oversized	\$20.50

**Order No: WN-AT21139**



Description	Retail
Bearing, Main, Thrust Applications: 820, 830, 840, 930, 940, 1020, 1030, 1040, 1120, 1130, 1140, 1350, 1520, 1530, 1550, 1630, 1640, 1750, 1830, 1840, 1850, 1950, 2020, 2030, 2040 Features: Diesel, Standard	\$20.50

**Order No: WN-AT22562**

Description	Retail
Crankshaft, 6 Cylinder, Diesel Applications: 1072, 1075, 2840, 2940, 2950, 2955, 3050, 3120, 3130, 3140, 3140C, 3150, 3155, 3155K, 3155TS, 3155TSS, 3255, 3350, 3530, 3540, 3550, 4030, 4050, 4530, 7200, 3420, 44, 444C, 444CH, 444D, 54, 540A, 544, 544A, 544E, 544EH, 544G, 55, 570A, 570B, 65, 710B, 710C, 4400, 4420, 4425, 4435, 6600 Features: No Bearings. 6-303, 6-329, 6-359 Engines 4400 s/n 277549-, 4420 s/n 277548-, 4425 s/n 277549-, 3120 s/n -277548, 3420 s/n 158976-, 1072, 2840, 3130, 3530, 444, 444C, 444CH, 444D, and 710B s/n 277549-, 540A s/n -277548,	\$948.64

**Order No: WN-NR-91708**




Description	Retail
Engine, Balancer, Bushing Applications: 1640, 1830, 1840, 1950, 2020, 2030, 2120, 2130, 2140, 2350, 2355, 2440, 2450, 2510, 2520, 2550, 2555, 2630, 2640, 2650, 2750, 2755, 2850, 2855 Features: Oversized Outer Diameter 5500N, 5510, 6100, 6200, 6210, 6300, 6310, 6400, 6410, 6500, 6510	\$17.25

John Deere®


**Combine: Engines & Related Parts**

**Blocks & Components: Crankshafts & Related**


Order No: WN-R525767

Description	Retail
 Connecting Rod, Bearing Applications: 7710, 7810, 8100, 8100T, 8110, 8110T, 8120, 8120T, 8200, 8200T, 8210, 8210T, 8220, 8220T, 8300, 8300T, 8310, 8310T, 8320, 8320T, 8400, 8400T	\$15.75


Order No: WN-R78598

Description	Retail
 Thrust Washer, Single Applications: 820, 830, 840, 930, 940, 1020, 1030, 1040, 1120, 1130, 1140, 1350, 1520, 1430, 1550, 1630, 1640, 1750, 1830, 1840, 1850, 1950, 2020, 2030, 2040 Features: Diesel, Standard	\$7.25


Order No: WN-RE22764

Description	Retail
 Crankshaft, Seal, Rear Applications: 3010, 3020, 4000, 4010, 4020, 4040, 4050, 4230, 4240, 4250, 4320, 4430, 4440, 4450, 4455, 4520, 4555, 4560, 4620, 4630, 4640, 4650 Features: Diesel 4050 S/N -6592	\$30.00


Order No: WN-RE24975

Description	Retail
 Damper Pulley Applications: 8100, 8100T, 8110, 8110T, 8200, 8200T, 8210, 8210T, 8300, 8300T, 8310, 8310T, CTS, 9500, 9500SH, 9600	\$235.00


Order No: WN-RE26283

Description	Retail
 Engine, Balancer Applications: 1640, 1830, 2020, 2030, 2130, 2140, 2250, 2320, 2350, 2355, 2440, 2510, 2520, 2550, 2555, 2650, 2650N, 2750, 2755, 2850, 2855N, 5500, 5500N, 3430, 210C, 290D, 300D, 310A, 310B, 310C, 315C, 315D, 400, 400G, 401B, 401D, 410, 410B, 415B, 450, 450C, 450D, 455D, 480, 480B, 480C, 482C, 70, 70D Features: Left Hand 450 s/n -158257, 6200, 6200L, 6300, 6300L, 4400, 6100, 6500, 6600	\$98.25


Order No: WN-RE27352

Description	Retail
 Bearing, Main Applications: 820, 830, 840, 930, 940, 1020, 1030, 1040, 1520, 1530, 1550, 1630, 1640, 1830, 1840, 1850, 1950, 2020, 2030, 2040, 3030, 3120, 3130, 4030, 4400 Features: STD, For 1 Journal, Diesel	\$9.75


Order No: WN-RE27353

Description	Retail
 Bearing, Main Applications: 820, 830, 840, 930, 940, 1020, 1030, 1040, 1520, 1530, 1550, 1630, 1640, 1830, 1840, 1850, 1950, 2020, 2030, 2040, 3030, 3120, 3130, 4030, 4400, 5105, 5200, 5205, 5210, 5220, 5300, 5310, 5400, 240, 8875 Features: Diesel, For 1 Journal, .010" Oversized	\$9.75


Order No: WN-RE27360

Description	Retail
 Bearing, Main Applications: 820, 830, 840, 930, 940, 1020, 1030, 1040, 1120, 1130, 1140, 1350, 1520, 1530, 1550, 1630, 1640, 1750, 1830, 1840, 1850, 1950, 2020, 2030, 2040 Features: Diesel, For 1 Journal, .020" Oversized	\$9.75


Order No: WN-RE27368

Description	Retail
 Bearing, Main Applications: 820, 830, 840, 930, 940, 1020, 1030, 1040, 1120, 1130, 1140, 1350, 1520, 1530, 1550, 1630, 1640, 1750, 1830, 1840, 1850, 1950, 2020, 2030, 2040 Features: Diesel, For 1 Journal, .030" Oversized	\$9.75


Order No: WN-RE44574

Description	Retail
 Rear Seal Crankshaft Applications: 1020, 2520, 4050, 2240, 7600, 5200, 5300, 5400, 7200, 7400, 7200, 7210, 7410, 7510, 7610, 7710, 7810, 5210, 5310, 5310N, 5105, 5205, 5320N, 5420N, 5520N, 3030, 3130, 1830, 2030, 2130, 2040, 2240, 1030, 1130, 1630, 2150, 2255, 1640, 2040, 2040S, 2140, 3040, 3140, 2350, 2550, 2750, 2950 Features: Combine: 4400, 9400, 9410, 9450, 9550, 9550SH	\$26.25


Order No: WN-RE500934

Description	Retail
 Crankshaft Torsional Dampner Applications: CTS II, 9510, 9510SH, 9550, 9550SH, 9610, 9650, 9650CTS, 9660, 9660CTS, 9680WTS, 9680WTS, 9970, 9976, 9986, 9996, 6610 Features: CTS II (Eng. S/N 039522-), 9510 (Eng. S/N 039522-), 9510SH (Eng. S/N 039522-), 9550 (S/N -156457), 9550SH (S/N -156457), 9610 (Eng. S/N 039522-)	\$317.90


Order No: WN-RE504198

Description	Retail
 Thrust Bearing Applications: CTS, 2256, 2258, 2264, 2266, 9510SH, 9550SH, 9560, 9580, 9610, 9640, 9650CTS, 9660CTS, 9680WTS, 9750STS, 9760STS, 9780CTS, 7810, 7820, 7920, 8100, 8110, 8120, 8200, 8210, 8220, 8300, 8310, 83320, 8400, 8410, 8420, 8520, 9100, 9120, 250, 300, 330, 370, 530B, 535, 560D, 608, 644, 660D Features: STD, 6081 - 8.1L Engine CTS S/N 071443-072697, 2264 S/N -068583, 2266 S/N -068583, 9560WTS S/N -080015, 9580 S/N -080015, 9780CTS S/N 071443-072697, Fits John Deere Construction & Industrial 724, 740, 748, 753, 759, 770, 772, 848G, 850, 853, 870, 872, 900 S/N 001001-, 903, 909, 950 S/N 009004-, 953, 959, 1710, 1711, Fits John Deere Harvester1470, 3510 NW S/N -060036, 9970, 9976, 9986, 9996, Fits John Deere Sprayer 4920	\$58.25

Order No: WN-RE504199

Description	Retail
 Thrust Bearing Applications: CTS II, 9510, 9510SH, 9550, 9550 Sidehill, 9560STS, 9610, 9640, 9650, 9650CTS, 9650STS, 9660, 9660CTS, 9660STS, 9680, 9750STS, 9750STS, 7710, 7810, 7820, 7920, 8100, 8100T, 8110, 8110T, 8120, 8120T, 8200, 8200T, 8210, 8210T, 8220, 8220T, 8300, 8300T, 8310, 8310T, 8320, 8320T Features: .292mm Oversized (.011"), 6081 - 8.1L Engine Additional Applications: 8400T, 8410, 8410T, 8420, 8420T, 8520, 8520T, 9100, 9120, 9970, 9978, 9986, 9996, 6610, 6650, 7200	\$52.50

Order No: WN-RE520036

Description	Retail
 Crankshaft, Seal, Rear Applications: 3020, 4000, 4010, 4020, 4320, 4520, 6620, 7020, 7610, 7710, 7810, 7820, 7920, 8100, 8100T, 8110, 8110T, 8120, 8200, 8200T, 8210, 8210T, 8220, 8220T, 8300, 8310, 8310T, 8320, 8320RT, 8400, 8400T, 8420, 8420T, 8520, 9500, 9510, 9550, 9560STS, 9650CTS, 9600, 9660, 9660STS, 9750STS Features: Combines CTS (II), 2256, 2258, 2264	\$32.00

John Deere®



**Combine: Engines & Related Parts**

**Blocks & Components: Crankshafts & Related**

**Order No: WN-RE520036**

(s/n 068583-earlier), 2266 (s/n 068583-earlier), 9510 (SH), 9550 (SH), 9560 (WTS s/n 080015-earlier), 9580 (s/n 080015-earlier), 9610, 9640 (WTS), 9650 (CTS), 9660 (CTS), 9680 (WTS), 9750 (STS), 9760 (STS), 9780 (CTS s/n 071443-072697)

**Order No: WN-RE53201**

Description	Retail
Crankshaft, 6 Cylinder, Diesel Applications: 7600, 7700, 7800, 8100, 8200, 8300, 8400, 8560, 8570, 8760, 8770, 8870, 8960, 8970, 9500, 9500 SH, 9600, 9965, 9970, CTS, 644G, 6610, 6740, 6810, 6910 Features: 6076 W/ Gear, Long Nose, 3.4" From Shoulder to End of Snout	\$1,875.00

**Order No: WN-RE534183**



Description	Retail
Thrust Bearing Applications: CTS II, 7710, 9510, 9510SH, 9550, 9550SHI, 9560STS, 9610, 9640, 9650, 9650CTS, 9650STS, 9660, 9660CTS, 9660STS, 9680, 9750STS, 9750STS Features: .011", Flanged	\$48.25

**Order No: WN-RE534184**



Description	Retail
Thrust Bearing Applications: CTS II, 7710, 9510, 9510SH, 9550, 9550SHI, 9560STS, 9610, 9640, 9650, 9650CTS, 9650STS, 9660, 9660CTS, 9660STS, 9680, 9750STS, 9750STS Features: .022", Flanged	\$48.25

**Order No: WN-RE53422**



Description	Retail
Crankshaft, 6 Cylinder, Diesel Applications: 4020, 4055, 4240, 4250, 4255, 4320, 4430, 4440, 4450, 4520, 4640, 4650, 4850, 5200, 5400, 5440, 5730, 6600, 6620, 7700, 7720, 8820, 9500, 9600 Features: 6076 w/ Helical Gear, Short Nose, 3" Shoulder to Snout Can be used in early style blocks with Cam driven oil pump if key # R116311 is used.	\$1,894.00

**Order No: WN-RE57603**



Description	Retail
Damper Pulley Applications: 8100, 8120, 8120T, 8200, 8220, 8220T, 8300, 8320, 8320T, 8400, 8410, 8420, 8420T, 9100, 6610, 6650, 9976, 9510, 9510SH, 9610, CTSII	\$195.00

**Order No: WN-RE61253**



Description	Retail
Thrust Washer Set Applications: CTS II, 9510, 9510SH, 9550, 9550 Sidehill, 9560STS, 9610, 9640, 9650, 9650CTS, 9650STS, 9660, 9660CTS, 9660STS, 9680, 9750STS, 9750STS Features: STD, 8.1L Engine, Set of 3	\$38.00

**Order No: WN-RE65168**



Description	Retail
Bearing, Main, Thrust Applications: 6110, 6120, 6210, 6215, 6220, 6310, 6320, 6405, 6410, 6415, 6420, 6520, 6605, 7210, 7220, 7320, 7410, 7420, 7510, 9400, 9410, 9450, 9550, 9560 Features: STD	\$24.50

**Order No: WN-RE65911**



Description	Retail
Bearing, Main Applications: 5210, 5310, 5410, 5415, 5420, 5425, 5510, 5520, 5525, 6110, 6210, 6310, 6320, 6410, 6420, 6520, 7210, 7220, 7320, 7410, 7420, 7510, 7520, 7610 Features: .254mm Oversized	\$11.75

**Order No: WN-RE65912**



Description	Retail
Bearing, Main, Thrust Applications: 6110, 6120, 6210, 6215, 6220, 6310, 6320, 6405, 6410, 6415, 6420, 6520, 6605, 7210, 7220, 7320, 7410, 7420, 7510, 9400, 9410, 9450, 9550, 9560 Features: .254mm Oversized	\$26.25

**Order No: WN-RG23551**



Description	Retail
Crankshaft, 6 Cylinder, Diesel Applications: 4055, 4255, 4455, 4555, 4560, 4755, 4760, 7700, 7800, 8100, 8200, 8300, 8560, 8570, 9500, 9500SH, CTS, 9600, 644E, 644ER, 644G, 740G, 770B, 770BH, 772B, 772BH, 792D, 792DLC, 792LC, 850C, 892E, 892ELC, 892LC, 9960, 9965, 9970, 6610 Features: 6076 w/ Straight Gear, Short Nose, 3" Shoulder to Snout Tractor Models all w/ S/N 500000-: 4055, 4255, 4455, 4555, 4560, 4755, 4760, 7700, 7800, 8100, 8200, 8300, 8560, 8570	\$1,550.00

**Order No: WN-RP251225**



Description	Retail
Main Bearing Set Applications: 4320, 4520, 7020, 4620, 4760, 4055, 4255, 4455, 4555, 4560, 4755, 4050, 4240, 4430, 4630, 4040, 4230, 4650, 4050E, 4250, 4450, 4020, 4010, 8450, 4850, 8100, 7700, 7800, 8200, 8570, 8300, 8560, 4955, 4960, 4440, 8430, 4640, 8440, 4840, 4000, 9500, 9600, 6620, 6602, 7700, 6600SH, 6600 Features: .020", with Thrust Washers Additional Models: 7720, 6622, 105, 7722, 8820, CTS, 9960, 9950, 9970, 9965, 5440, 5720, 5730, 6610	\$187.00

**Blocks & Components: Cylinder Kits & Components**

**Order No: WN-AR55759**

Description	Retail
Piston, Ring Set Applications: 499, 699, 1072, 1420, 1520, 1530, 2030, 2040, 2320, 2330, 2520, 2840, 3120, 3130, 3530, 4020, 4030, 4400, 4420, 4425 Features: Diesel, For 1 Piston 219 & 329 CID PW Units	\$27.75

**Order No: WN-AR63272**



Description	Retail
Piston, Cylinder Kit Applications: 4320, 4430, 4630, 5440, 6600, 690B, 693C, 7020, 740, 7700 Features: 6600 Engine S/N 335846	\$166.25

**Order No: WN-AR71593**



Description	Retail
Piston, Cylinder Kit Applications: JD440A, 1420, 1520, 1530, 2030, 2270, 2320, 2420, 2520, 3120, 6600, 401, 401A, 4020, 4030, 440, 440B, 4420, 450A, 450B, 480A, 499, 540A, 570A Features: 3-164D Early, 4-219D Early, 6-329D Early, O-Rings in Sleeve	\$122.25

**Order No: WN-NAR-51741**

Description	Retail
Piston, Ring Set Applications: 4320, 4430, 4520, 4620, 4630, 7020, 7700 Features: Diesel, For 1 Piston	\$43.25

**Order No: WN-NAR-71618**

John Deere®

**Combine: Engines & Related Parts**

**Blocks & Components: Cylinder Kits & Components**

Order No: WN-NAR-71618

Description	Retail
Piston, Sleeve, O-Ring Kit Applications: 830, 840, 930, 1120, 1130, 1520, 1530, 1830, 2030, 2040, 2120, 2130, 2440, 2520, 2840, 3030, 3130, 3300, 4400 6600, 9900 Features: Diesel 2040 S/N -349000, 6600 S/N 156501-	\$6.00

Order No: WN-NAR-98850



Description	Retail
Piston, Sleeve, O-Ring Kit Applications: 4050, 4240, 6620 Features: Diesel 4050 S/N -6592	\$7.25

Order No: WN-NH-80753

Description	Retail
Piston, Pin, Retainer Applications: 3010, 3020, 4000, 4010, 4020, 4040, 4230, 6600, 7700 Features: Diesel, 2 Per Package, Priced Individually 6600 S/N 156502-	\$1.45

Order No: WN-NR-123969

Description	Retail
Piston, Sleeve Applications: 4050, 4240, 4250, 4440, 4450, 4640, 4650, 4840, 4850, 6620, 7720, 8430, 8440, 8450, 8820, 9940, 9950 Features: Diesel 9-1 1/8" LONG, 4.56" BORE, 466CID, 7.6L 4050 S/N -6592	\$99.50

Order No: WN-NR-40615

Description	Retail
Piston, Sleeve Applications: 3020, 4000, 4020, 4040, 4230, 4320, 4430, 4520, 4620, 4630, 6600, 7020, 7700 Features: Diesel 6600 ES/N 156502-	\$85.00

Order No: WN-NR-57771

Description	Retail
Piston, Pin Applications: 4250, 4440, 4450, 4640, 4650, 4840, 4850, 6620, 7720, 8430, 8440, 8450, 8820, 9940, 9950 Features: Diesel	\$16.00

Order No: WN-NRE-48380

Description	Retail
Piston, Ring Set Applications: 4250, 4440, 4450, 4640, 4650, 4840, 4850, 6620, 7720, 8430, 8440, 8450, 9940, 9950 Features: Diesel, For 1 Piston	\$39.75

Order No: WN-RE23160



Description	Retail
Piston, Cylinder Kit Applications: 600, 699, 4040, 4230, 6600, 7700 Features: Diesel, For 1 Piston (4040, 4230, 6600, 7700, All S/N 335845-)	\$144.50

Order No: WN-RE23165



Description	Retail
Piston, Cylinder Kit Applications: 3020, 4000, 4020, 500A, 500B, 500C, 510, 600, 6600, 7700 Features: Diesel, For 1 Piston (3020 S/N 280000-, 4.270 4 CYL ENG), (4000 S/N -215000-335845, 6.404D, 6 CYL ENG), (4020 S/N -215000-335845, 6.404D, 6 CYL ENG), (6600 S/N -215000-335845, 6.404D, 6 CYL ENG), (7700 S/N -215000-335845, 6.404D, 6 CYL ENG), (500A S/N 280000-, 4.270 4 CYL ENG), (500B S/N 280000-, 4.270 4 CYL ENG), (500C S/N 280000-, 4.270 4 CYL ENG), (510 S/N 280000-, 4.270 4 CYL ENG), (600 S/N -215000-335845, 6.404D, 6 CYL ENG)	\$170.75

Order No: WN-RE30250



Description	Retail
Piston, Cylinder Kit Applications: 940, 1040, 1140, 1350, 1550, 1630, 1640, 1750, 1840, 1850, 2040, 2150, 2155, 220, 2255, 2350, 2355, 2355N, 2450, 2550, 2555, 2650 Features: 3-179D, 4-239D, 6-359D, High Ring 2040 S/N 350000-	\$129.00

Order No: WN-RE33115



Description	Retail
Piston, Cylinder Kit Applications: 1052, 1155, 1950, 2140, 2250, 2450, 2555, 2555TSS, 2650, 2750, 2755, 2850, 2855, 2855N, 3430, 3650, 4040, 5500N, 7445, 7450, 9400, 9920, 9930, 310C, 310D, 315C, 315D, 444D, 540E, 544E, 544G, 570B, 710D, 7445, 3830, 6500, 6600 Features: Diesel, High Ring, For Turbo Tractors 4040 S/N 6593-	\$129.00

Order No: WN-RE48818



Description	Retail
Piston, Ring, Set Applications: 4420, 4425, 840, 940, 1040, 1140, 1350, 1550, 1630, 1640, 1750, 1830, 1840, 1850, 1950, 2140, 2150, 2155, 2240, 2255, 2350, 2355, 2355N, 2450, 2550, 2555, 2630, 2640, 2650, 2750, 2755, 2850, 2940, 2950, 2955, 3040, 3050, 3055, 3140, 3150, 3155, 3255, 3350, 3640, 3650, 4050, 4420, 4425 Features: Diesel, For 1 Piston, 3 Ring Set Additional Models: 5000, 5200, 5210, 5300, 5310, 5400, 5500, 5500N, 6200, 6210, 6300, 6310, 6400, 6500, 6600, 7200, 9910, 9920, 9930, 2040 S/N 350000-	\$20.00

Order No: WN-RE503528



Description	Retail
Piston, Ring Applications: 9510, 9510SH, 9560STS, 9610, 9640, 9650CTS, 9660, 9660STS, 9680, 9760STS, 8110, 8210, 8310, 8410, 8210, 8210T, 8220, 8220T, 8320, 8320T	\$96.50

Order No: WN-RE53321



Description	Retail
Piston, Cylinder Kit Applications: 1072, 1530, 2040, 2330, 2840, 301A, 302, 302A, 310, 310B, 3130, 3300, 350B, 350C, 350D, 3530, 4030, 401B, 401C, 401D, 410, 410B, 4400, 4425, 499 Features: 3-164D Late, 4-219D Late, 6-329D Late, O-Rings in Block	\$122.25

Order No: WN-RE57517

Description	Retail
Piston, Ring Set Applications: 4055, 4255, 4455, 4555, 4560, 4755, 4760, 4955, 4960, 7700, 7800, 8100, 8200, 8300, 9500, 9600, 9960 Features: Diesel, For 1 Piston	\$52.50

Order No: WN-RE60288



Description	Retail
Piston, Cylinder Kit Applications: 4440, 4640, 4840, 5720, 644D, 6620, 6622, 740A, 762A, 7720, 8430, 8440, 8450, 8820, 9940, 9950 Features: Diesel	\$184.50

Order No: WN-RE60294



Description	Retail
Cylinder Kit Applications: CTS, 644E, 644EH, 644ER, 644EZ, 644G, 792DLC, 850C, 892ELC, 4055, 4255, 4455, 4555, 4560, 4755, 4760, 6610, 7700, 7800, 8100, 8200, 8300, 8570, 9500, 9600, 9960, 9965, 9970 Features: Diesel, High Ring Piston Marked	\$193.50

**Combine: Engines & Related Parts**

**Blocks & Components: Cylinder Kits & Components**

Order No: WN-RE60294

RE57512

Order No: WN-RP1288

**Description** **Retail**

Cylinder Kit  
 Applications: CTS, 644E, 644EH, 644ER, 644EZ, 644G, 792DLC, 850C, 892ELC, 4055, 4255, 4455, 4555, 4560, 4755, 4760, 6610, 7700, 7800, 8100, 8200, 8300, 8570, 9500, 9600, 9960, 9965, 9970  
 Features: Hyperformance, 6076T/A/H, High Ring Piston

Order No: WN-RP1289

**Description** **Retail**

Cylinder Kit  
 Applications: 7710, 7810, 7820, 7920, 8100, 8100T, 8120, 8120T, 8200, 8200T, 8300, 8300T, 8400, 8400T, 8110, 8110T, 8210, 8210T, 8310, 8310T, 9100, 9510, 9550, 9550SH, 9640, 850C, 850C-II, 330LC, 330LCR, 370, 644G, 644H, 644J, 850J, 330CLC, 370C, 608B, 608L, 608S, 753G, 753GL, 850, 853G, 950, 953G  
 Features: Hyperformance, 6081T/A/H Powertech, High Compression Piston 4.5625" Bore; All ESN; High Compression Piston Marked RE53000, RE64170, RE65289, RE70688, RE502656; Additional Models: 703G, 759G, 900, 903G, 9970

Order No: WN-RP288



**Description** **Retail**

Piston, Cylinder Kit  
 Applications: 820, 830, 930, 1120, 1130, 1520, 1530, 1830, 2030, 2040, 2120, 2130, 2520, 3120, 3130, 4030, 4400  
 Features: Diesel, For 1 Piston, O-Ring on Liner, 1.19" Dia. Piston Pin 2040 S/N -349000, 2520 S/N -157575

Order No: WN-RP728

**Description** **Retail**

Piston, Cylinder Kit  
 Applications: 6600SH, 7700, 5200, 5440, 4430, 4630, 7020, 690B  
 Features: 6404T Late, 6404A Late, Hypereutectic Pistons 6600SH S/N 305673-, 7700 S/N 8001-, 5200 Late, 7020 Late

Order No: WN-RP764

**Description** **Retail**

Piston, Cylinder Kit  
 Applications: 6620 Early, 7720, 8820, 9940 Early, 5720 Early, 4440, 4640, 4840, 8430, 8440, 8450 Early,  
 Features: 6466T Early, 6466A Early, Hypereutectic Pistons

**Blocks & Components: Gaskets**

Order No: WN-AR30547



**Description** **Retail**

Oil Pan Gasket Set  
 Applications: 105, JD600, 4000, 4010, 4020  
 Features: Diesel

Order No: WN-AR53625



**Description** **Retail**

Head Gasket Set  
 Applications: 105, JD600, 4010, 4020  
 Features: Diesel

Order No: WN-AR53630



**Description** **Retail**

Head Gasket Set  
 Applications: 105, JD600, 4000, 4020, 6602, 7700  
 Features: Diesel

Order No: WN-AR53631



**Description** **Retail**

Gasket, Overhaul Set  
 Applications: 4000, 4020, 4230, 600, 6600, 7700  
 Features: Diesel

Order No: WN-AR63938



**Description** **Retail**

Gasket, Overhaul Set  
 Applications: 4000, 4020, 4040, 4230, 6600, 7700  
 Features: Diesel 4020 Late

Order No: WN-AR63940

**Description** **Retail**

Head Gasket Set  
 Applications: 4230, 4040, 6600, 6602, 7700  
 Features: Diesel

Order No: WN-AR98845



**Description** **Retail**

Gasket, Overhaul Set  
 Applications: 4250, 4440, 4450, 4640, 4650, 4840, 4850, 5460, 5720, 5730, 644C, 644D, 646A, 6602, 6620, 6622, 7720, 8820, 8430, 8440, 8450, 9940, 9950  
 Features: Diesel

Order No: WN-CS8322

**Description** **Retail**

Gasket, Conversion Set  
 Applications: 1020, 1520, 2020, 2030, 2510, 2520, 3300  
 Features: Gas, 180 Engine, Includes Crank Seal

Order No: WN-NR-43751

**Description** **Retail**

Gasket, Turbo  
 Applications: 4250, 4320, 4430, 4440, 4450, 4520, 4620, 4630, 4640, 4650, 4840, 4850, 6600, 6620, 7700, 7720, 8430, 8440, 8450, 8820, 9940, 995  
 Features: Diesel 6600 S/N 156502-

Order No: WN-NR-50397

**Description** **Retail**

Intake Manifold Gasket  
 Applications: 4000, 4020, 4040, 4050, 4230, 4240, 4250, 4320, 4430, 4440, 4450, 4520, 4620, 4630, 4640, 4650, 4840, 4850, 6600, 6620, 7020, 8430, 8440, 8450, 5200, 5400, 5440, 5460, 5720, 5730, 5820, 5830, 9940, 9950  
 Features: Diesel, Package of 2, Sold Individually  
 Additional Applications: 7700, 7720, 8430, 8440, 8450, 8820, 9540, 9950  
 6600 S/N 156501-

Order No: WN-R521228



**Description** **Retail**

Oil Pan Gasket  
 Applications: CTS, CTS II, 7700, 7710, 7800, 7810, 7820, 7920, 8560, 8570, 9100, 9120, 9500, 9510, 9550, 9550SH, 9560STS, 9570STS, 9600, 9610, 9640, 9650, 9650CTS, 9650STS, 9660, 9660CTS, 9660STS, 9680, 9750STS, 9760STS, 9960, 9965, 9970, 9976, 9986, 9996  
 Features: Diesel, 6076 & 6081 Only Additional Applications: 330CLC, 330LC, 330LCR, 370, 370C, 644G, 644H, 644J, 724J, 792DLC, 850J, 892ELC, 4920

Order No: WN-R83020



**Description** **Retail**

Gasket, Manifold, Exhaust, Double  
 Applications: 6620, 7700, 7720, 8820, 9500, 9510, 9600, 9610, 9650, 9660, 3010, 3020, 4000, 4010, 4020, 4050, 4230, 4240, 4250, 4320, 4430, 4440, 4450, 4520, 4455, 4555, 4630, 4640, 4650, 4755, 4840, 4850, 4955, 7020, 8430, 8440, 8560, 8760, 8770, 8870, 8960, 8970, 9100, 9120, 9200, 9220, 9300, 9320  
 Features: Priced Each, Sold 2 Per Package

John Deere®




**Combine: Engines & Related Parts**

**Blocks & Components: Gaskets**

**Order No: WN-R83020**

Additional Models: 9400, 9420, 9520

**Order No: WN-R83021**

Description	Retail
 Exhaust Manifold Gasket Applications: 6620, 7700, 7720, 8820, 9500, 9510, 9600, 9610, 9650, 9660, 3010, 3020, 4000, 4010, 4020, 4050, 4230, 4240, 4250, 4320, 4430, 4440, 4450, 4520, 4455, 4555, 4630, 4640, 4650, 4755, 4840, 4850, 4955, 7020, 8430, 8440, 8560, 8760, 8770, 8870, 8960, 8970, 9100, 9120, 9200, 9220, 9300, 9320 Features: Price Each, Sold 2 Per Package Additional Models: 9400, 9420, 9520	\$3.86

**Order No: WN-R90658**

Description	Retail
Gasket, Manifold, Exhaust Applications: 1020, 1030, 1130, 1520, 1530, 1630, 1830, 2030, 2040, 2130, 2240, 2440, 2510, 2520, 2630, 2840, 2940, 3030, 3130, 3300, 4030, 4050, 4400, 6403 Features: Priced Individually, Sold in 6's	\$1.53


**Order No: WN-R97342**

Description	Retail
Gasket, Oil Pan Applications: 1640, 1830, 1840, 2020, 2030, 2040, 2120, 2130, 2140, 2350, 2355, 2440, 2450, 2510, 2520, 2550, 2555, 2630, 2640, 2650, 2750, 2755, 2850, 2855 Features: Diesel	\$17.97

**Order No: WN-RE38851**

Description	Retail
Head Gasket Set Applications: 499, 1640, 1830, 1840, 2030, 2040, 2040S, 2120, 2130, 2140, 2270, 2280, 2350, 2355, 2360, 2420, 2440, 2520, 2550, 2555CS, 2555TSS, 2630, 2640, 2650, 2650N, 2750, 2755, 2850, 2855N, 3300, 3430, 3830, 4400, 6000, 6100, 6500, 6600 Features: Diesel Additional Applications: 70, 70D, 190E, 210C, 290D, 300D, 310A, 310B, 310C, 310D, 315C, 315D, 344E, 344G, 400G, 401B, 401C, 401D, 410, 410B, 410C, 410D, 415B, 444E, 444G, JD450B, 450C, 450D, 450E, 450G, 455D, 455E, 455G, 490, 490D, 490E, 495D, 510B, 510C, 510D, 515B, JD550, 550A, 550B, 550G, JD555, 555A, 555B, 555G, 590D, 595, 595D, 610B, 650G	\$49.00


**Order No: WN-RE38852**

Description	Retail
 Head Gasket Set Applications: 499, 655, 655B, 690D, 690DR, 690ELC, 699, 710B, 710C, 710D, JD750, 750B, 750C, JD755, 755A, 755B, 755BH, 790ELC, 2840, 2940, 2950, 2955, 3030, 3040, 3055, 3130, 3140, 3150, 3155, 3255, 4030, 4050, 4400, 4420, 4425, 4435, 6600, 7200, 7400, 7500, 7600, 9400, 9900, 9910, 9920, 9930 Features: Diesel, Upper Fits John Deere Engine(s) 359 (Diesel), 6059T (Diesel), 6068T (Diesel); Additional Applications: JD444, 444C, 444CH, 444D, JD544A, JD544B, 544C, 544D, 544DH, 544E, 544EH, 544G, 544GH, 624E, 624EH, 624G, 624GH	\$73.75

**Order No: WN-RE38857**

Description	Retail
Gasket, Overhaul Set Applications: 3300, 6602, 940, 1155, 2030, 2130, 2140, 2250, 2320, 2350, 2355, 2420, 2440, 2450, 2520, 2530, 2550, 2650, 2750, 2850, 3430, 3830 Features: Without Seals 3300 S/N 275484-	\$115.28


**Order No: WN-RE501581**

Description	Retail
 Gasket, Overhaul Set Applications: 329 Features: Diesel 329 CID Engines	\$160.25


**Order No: WN-RE527551**

Description	Retail
Gasket, Overhaul Set Applications: 7710, 7810, 7820, 7920, 8120, 8120T, 8220, 8220T, 8320, 8320T, 8420, 8420T, 8520, 8520T, 9120, 9640, 9560STS, 9570STS, 9640, 850J, 330CLC, 370C, 644H, 644J, 724J, 9996, 7200, 4920 Features: Diesel, Major, Less Crankshaft Seals	\$654.50


**Order No: WN-RE527552**

Description	Retail
 Head Gasket Set Applications: 330CLC, 370C, 644H, 644J, 724J, 850J, 4920, 7200, 7710, 7810, 7820, 7920, 8120, 8120T, 8220, 8220T, 8320, 8320T, 8420, 8420T, 8520, 8520T, 9120, 9560STS, 9570STS, 9640, 9650, 9650CTS, 9650STS, 9660, 9660CTS, 9660STS, 9680, 9760STS, 9996 Features: Diesel, Less Intercooler Gaskets	\$443.50


**Order No: WN-RE57186**

Description	Retail
 Head Gasket Set Applications: CTS II, 330LC, 330LCR, 370, 644H, 644G, 850C, 850C-II, 6610, 6650, 7710, 7810, 8100, 8100T, 8110, 8110T, 8200, 8200T, 8210, 8210T, 8300, 8300T, 8310, 8310T, 8400, 8400T, 8410, 8410T, 9100, 9510, 9550, 9550SH, 9610, 9650, 9650CTS, 9650STS, 9750STS, 9970, 9976, 9986 Features: Diesel, Less Intercooler Gaskets	\$147.25

**Order No: WN-RE57187**

Description	Retail
 Gasket, Overhaul Set Applications: 7710, 7810, 8100, 8110, 8200, 8210, 8300, 8310, 8400, 8410, 9100, 9510, 9550, 9610, 9650, 644H, 770C, 770CH Features: 6081T Diesel, Crank Seals Not Included 8100 s/n 9999-, 8200 s/n 9999-, 8300 s/n 9999-	\$292.25

**Order No: WN-RE66085**

Description	Retail
 Inframe Gasket Set Applications: 544H, 544J, 624H, 690ELC, 700H, 700J, 710D, 710G, 750C, 750C-II, 750J, 1165, 1170, 1175, 1175H, 1450CWS, 1450WTS, 1550CWS, 1550WTS, 6250, 6520, 6603, 6605, 6620, 6615, 6715, 7210, 7220, 7320, 7405, 7410, 7420, 7500, 7510, 7520, 7610, 7815, 9400, 9410, 9450, 9540WTS, 9935 Features: Diesel, In-Chassis, 6.8L Powertech Additional Applications: TC54H, TC62H, 200CLC, 200LC, 230CLC, 230LC, 230LCR, 230LCRD, 270CLC, 270LC, 4700, 4710, 4990, 4995	\$103.00

**Order No: WN-RG27871**

Description	Retail
 Head Gasket Set Applications: 4050, 4240, 6620 Features: Diesel	\$133.50

**Order No: WN-RG27876**


Description	Retail
Head Gasket Set Applications: JD644, JD644A, JD690, JD690A, 690B, 4320, 4430, 4520, 4620, 4630, 5200, 5440, 6600SH, 6602, 7020, 7700 Features: Diesel, Less Intercooler Gaskets	\$91.50

**Order No: WN-RG27878**


**Combine: Engines & Related Parts**

**Blocks & Components: Gaskets**


Order No: WN-RG27878

Description	Retail
 Gasket, Overhaul Set Applications: 5730, 5830, 8560, 8760, 8960, 9500, 9600, 9960 Features: Out of Frame, 6076 Diesel Early	\$233.50


Order No: WN-RG27881

Description	Retail
 Gasket, Overhaul Set Applications: 9400, 9500, 9600 Features: Diesel	\$238.00

Order No: WN-RG27883

Description	Retail
 Head Gasket Set Applications: 644C, 644D, 690C, 690CR, 790, 790D, 792, 850B, 892DLC, 4050E, 4250, 4440, 4450, 4455, 4640, 4650, 4840, 4850, 5720, 5730, 6602, 6620, 6622, 7720, 7722, 8430, 8440, 8450, 8820, 9940, 9950 Features: Premium Gasket Set, With Intercooler Gaskets	\$236.50

Order No: WN-RG27884

Description	Retail
 Head Gasket Set Applications: 644E, 644EH, 644ER, 644EZ, 644G, 792DLC, 850C, 892ELC, 4055, 4255, 4455, 4455, 4560, 4755, 4760, 4955, 4960, 6610, 7700, 7800, 8100, 8200, 8300, 8560, 8570, 9500, 9600, 9960, 9965, 9970, CTS Features: Diesel, 6.076H Engine, With Intercooler Gaskets	\$120.75


Order No: WN-RP342

Description	Retail
Oil Pan Gasket Set Applications: 55, 95, 95H, JD444, 444C, 444CH, 444D, 499, JD544, JD544A, 699, 710B, 2840, 3030, 3120, 3130, 4400, 4420, 6600, 9900 Features: Diesel	\$23.25

Order No: WN-RP343

Description	Retail
Oil Pan Gasket Set Applications: 624E, 624EH, 624G, 624GH, 655, 655B, 690D, 690DR, 690ELC, 710B, 710C, 710D, JD750, 750B, 750C, JD755, 755A, 755B, 755BH, 790ELC, 2940, 2950, 2955, 3040, 3055, 3140, 3150, 3155, 3255, 4050, 4420, 4425, 4435, 7200, 7400, 7500, 7600, 9400, 9910, 9920, 9930 Features: Diesel; 6539, 6414, 6059, 6068 Engines Additional Applications: 444D, JD544B, 544C, 544D, 544DH, 544E, 544EH, 544G, 544GH	\$23.25

Order No: WN-RP621

Description	Retail
 Oil Pan Gasket Set Applications: CTS, 644E, 644EH, 644ER, 644EZ, 644G, 792DLC, 850C, 892ELC, 4055, 4255, 4455, 4455, 4560, 4755, 4760, 4955, 4960, 6610, 7700, 7800, 8560, 8570, 9500, 9600, 9960, 9965, 9970 Features: Diesel	\$65.00


Order No: WN-RP771

Description	Retail
Split Gasket Set Applications: 4040, 4050, 4050E, 4055, 4230, 4240, 4250, 4255, 4430, 4440, 4450, 4455, 4555, 4560, 4630, 4640, 4650, 4755, 4760, 4840, 4850, 4955, 4960, 5200, 5440, 5720, 5730, 6600, 6600SH, 6602, 6620, 6622, 7020, 7700, 7720, 7722, 8430, 8440, 8450, 8560, 8820, 9500, 9600, 9940, 9950, 9960 Features: Includes 2 Split Gaskets: R89441 &	\$15.75

R90249 Tractors with SRT or QRT; Additional Applications: 644C, 644D, 644E, 644EH, 644ER, 644EZ, 690B, 690C, 690CR, 790, 790D, 792, 850B, 892DLC


**Blocks & Components: Manifolds**

Order No: WN-R46472


Description	Retail
 Manifold, 6 Cylinder, Diesel, Exhaust, Rear Section Applications: 4050, 4050E, 4055, 4240S, 4250, 4255, 4320, 4350, 4430, 4440, 4450, 4455, 4630, 4640, 4650, 4840, 4850, 4755, 4955, 6600, 6602, 6620, 6622, 7700, 7720, 8820, 9940, 9950, 9960, 9965, 9976, 9970, 9986, 9996, 7020, 8430, 8440, 8450, 8560, 8570, 9100, 9120, 9220, 9320, 9420, 9520, 9620 Features: 4050 ES/N 284598-306869, 4555 ES/N -165526, 4755 ES/N -165526, 7020 Engine S/N 335846-, 8430 Model Year 1974-1981; Industrial: 644C, 644D, 646C, 690B, 690C, 690CR, 693C, 740, 740A, 770A, 770B, 772A, 772B, 850B; Forage Harvesters: 5200, 5400, 5440, 5720, 5730, 7200, 6650, 6610, 5440	\$145.00

**Blocks & Components: Turbos**

Order No: WN-AR70987

Description	Retail
 Turbo Charger Applications: 6602, 7700, 4320, 4520, 4620, 4430 Features: (6602, 7700 All Engine S/N -512305) (4320, 4520, 4620 All TO4B15 Turbo Model), 4430 Engine S/N -512305	\$410.00


Order No: WN-R43724

Description	Retail
 Turbo Charger Sleeve Applications: 4040, 4040S, 4050, 4240, 4240S, 4250, 4320, 4430, 4440, 4450, 4520, 4620, 4630, 4640, 4650, 4840, 4850, 550, 555, 5720, 644, 644A, 644B, 646, 646B, 6600, 6602, 6620, 6622, 690, 690A, 690B, 7020, 740, 7700, 7720, 8820, 8430, 8440, 9940 Features: Turbo to Elbow Adapter (8430 Model Year 1974-1981)	\$45.00


Order No: WN-R43724G

Description	Retail
Turbo Charger, Adapter Kit Applications: 6600, 6602, 6620, 6622, 7700, 7720, 8820, 4040, 4050, 4240, 4250, 4320, 4430, 4440, 4450, 4520, 4620, 4630, 4640, 4650, 4840, 4850, 7020, 8430 Features: Turbo to Elbow, Adapter w/ rings for Better Exhaust Seal	\$91.10


Order No: WN-RE19778

Description	Retail
 Turbo Charger Applications: 4250, 4430, 4440, 4450, 4630, 4640, 4650, 4840, 4850, 5200, 5400, 5440, 5460, 5720, 6600, 6620, 7720, 8430, 8440, 8450, 8820	\$395.00

Order No: WN-RE25998

Description	Retail
 Turbo Charger Applications: CTS, 9500, 9500SH, 9600 Features: CTS S/N -565536, 9500 S/N -565536, 9500SH S/N -565536, 9600 S/N -565536	\$921.35

Order No: WN-RE29308


Description	Retail
 Turbo Charger Applications: CTS, 4055, 4255, 4455, 4555, 4560, 4755, 4760, 4955, 4960, 6076, 640E, 644E, 644EZ, 644G, 740G, 9960 Features: 644E Eng S/N -196127, 644EZ Eng S/N -196127	\$510.00

Order No: WN-RE29883


**Combine: Engines & Related Parts**

**Blocks & Components: Turbos**

Order No: WN-RE29883

Description	Retail
 Turbo Charger Applications: 9400, 9930, 7445, 7450, 6059T, 6359T, 6414D, 6414T, 640E, 648E, 690ELC, 750C, 790ELC Features: Includes Oil Inlet Adapter and Mounting Gaskets	\$870.61


Order No: WN-RE44805

Description	Retail
 Turbo Charger Applications: 544H, 624E, 624G, 624GH, 640D, 640E, 4700, 4710, 4955, 6605, 6715, 7220, 7320, 7400, 7405, 7410, 7420, 7500, 9400, 9410, 9450, 9540WTS Features: 6068T Engine (Code 6503)	\$821.03

Order No: WN-RE531288

Description	Retail
Turbocharger Applications: 8225R, 8245R, 8270R, 8295R, 8320R, 8345R, 8295RT, 8320RT, 8345RT, 8235R, 8260R, 8285R, 8310R, 8335R, 8360R, 8310RT, 8335R, 8360R, 8310RT, 8335RT, 8360RT, 8130, 8230, 8330, 8430, 8530, 8230T, 8330T, 8430T, 9670STS, 9770STS, S650, S660, S670, S670HM Features: Industrial: 724K, 744K, 350GLC, E330LC, E360, Forage Harvester: 7250, 7180, 8100, 8200, Sprayer: 4930, 4940, R4038, Cotton Picker: 7660	\$875.17

Order No: WN-RE54979

Description	Retail
 Turbo Charger Applications: 8100, 8110, 8110T, 8200, 8210T, 8300, 8310, 8310T, 8400, 8410, 8410T, 9650STS, 9750STS Features: (9650STS, 9750STS, All Mounts Mid Engine)	\$440.00

**Cylinder Heads: Bolts**

Order No: WN-NR42462

Description	Retail
Cylinder Head, Bolt Applications: 3010, 3020, 4000, 4010, 4020, 4040, 4050, 4055, 4230, 4240, 4250, 4255, 4320, 4430, 4440, 4450, 4455, 4520, 4550, 4555, 4560, 4620, 4630, 4640 Features: 6-404D, S/N 214, 999-, 3"	\$18.50

Order No: WN-NR42463

Description	Retail
Cylinder Head, Bolt Applications: 3010, 3020, 4000, 4010, 4020, 4040, 4050, 4055, 4230, 4240, 4250, 4255, 4320, 4430, 4440, 4450, 4520, 4550, 4560, 4620, 4630, 4640 Features: 6-404D, S/N 214, 999-, 4.9"	\$12.50

Order No: WN-NR42464

Description	Retail
Cylinder Head, Bolt Applications: 3010, 3020, 4000, 4010, 4020, 4040, 4050, 4055, 4230, 4240, 4250, 4255, 4320, 4430, 4440, 4450, 4455, 4520, 4550, 4555, 4560, 4620, 4630, 4640 Features: 6-404D, S/N 214, 999-, 6"	\$11.00

Order No: WN-NR-88042

Description	Retail
Cylinder Head, Bolt Applications: 3010, 3020, 4000, 4010, 4020, 4040, 4050, 4055, 4230, 4240, 4250, 4255, 4320, 4430, 4440, 4450, 4455, 4520, 4550, 4555, 4560, 4620, 4630, 4640, 4755, 4760, 4840, 4850, 4955, 4960,	\$3.55

6600, 6020, 7020, 7700, 7720, 7800, 8100, 8200, 8300, 8430, 8440, 8450, 8820, 9500, 9600, 9940, 9950, 9960

Features: Diesel, 9/16" X 3-1/4" 6600 S/N 156502-

Order No: WN-NR-88043

Description	Retail
Cylinder Head, Bolt Applications: 3010, 3020, 4000, 4010, 4020, 4040, 4050, 4055, 4230, 4240, 4250, 4255, 4320, 4430, 4440, 4450, 4455, 4520, 4550, 4555, 4560, 4620, 4630, 4640 Features: Diesel, 9/16" X 5-1/4" 4755, 4760, 4840, 4850, 4955, 4960, 6600 S/N 156502-, 6020, 7020, 7700, 7720, 7800, 8100, 8200, 8300, 8430, 8440, 8450, 8820, 9500, 9600, 9940, 9950, 9960	\$4.95

Order No: WN-NR-88044

Description	Retail
Cylinder Head, Bolt Applications: 3010, 3020, 4000, 4010, 4020, 4040, 4050, 4055, 4230, 4240, 4250, 4255, 4320, 4430, 4440, 4450, 4455, 4520, 4550, 4555, 4560, 4620, 4630, 4640 Features: Diesel, 9/16" X 6-1/4" 4755, 4760, 4840, 4850, 4955, 4960, 6600 S/N 156502-, 6020, 7020, 7700, 7720, 7800, 8100, 8200, 8300, 8430, 8440, 8450, 8820, 9500, 9600, 9940, 9950, 9960	\$6.70


Order No: WN-NR-88045

Description	Retail
Cylinder Head, Bolt Applications: 3010, 3020, 4000, 4010, 4020, 4040, 4050, 4055, 4230, 4240, 4250, 4255, 4320, 4430, 4440, 4450, 4455, 4520, 4550, 4555, 4560, 4620, 4630, 4640 Features: Diesel, 9/16" X 7-1/4" 4755, 4760, 4840, 4850, 4955, 4960, 6600 S/N 156502-, 6020, 7020, 7700, 7720, 7800, 8100, 8200, 8300, 8430, 8440, 8450, 8820, 9500, 9600, 9940, 9950, 9960	\$7.05


Order No: WN-R502511

Description	Retail
Cylinder Head, Bolt Applications: 9550, 9550SH, 9560, 9560SH, 6320, 6420, 7220, 7320, 7420, 7520, 7720, 7820, 7920, 4720 Features: Diesel	\$6.00

Order No: WN-RP-365

Description	Retail
 Cylinder Head, Bolt, Set Applications: 4000, 4020, 4040, 4050, 4230, 4240, 4250, 4430, 4440, 4630, 4640, 4840, 6600, 6620, 7700, 7720, 8820, 8430, 8440, 9940 Features: Diesel, 26 Bolts, 6=3 1/4", 5= 5 1/4", 8=6 1/4", 7= 7 1/4" 6600 S/N 156502-	\$154.00

Order No: WN-RP-366

Description	Retail
 Cylinder Head, Bolt, Set Applications: 4055, 4250, 4255, 4450, 4455, 4650, 4755, 4555, 4760, 4850, 7800, 8100, 8200, 8300, 8450, 8560, 8570, 9500, 9600, 9950, 9960 Features: Diesel, 26 Bolts, 11= 5 1/4", 8= 6 1/4", 7= 7 1/4"	\$87.50

Order No: WN-RP378

Description	Retail
Head Bolt Kit Applications: 105, JD600, 4020, 4010 Features: Grade 8, Torque to 130lb.-ft. Engines 381D, 404D	\$259.00

Order No: WN-RP751184

Description	Retail
Head Bolt Kit Applications: 105, JD600, 4010, 4020 Features: Grade 8, Torque to 130lb.-ft., Gas Engines 341, 301, Kit Includes (26) Head Bolt	\$261.00



**Combine: Engines & Related Parts**

**Cylinder Heads: Bolts**

**Order No: WN-RP751184**

Washer NR76126, (15) Head Bolt NR42464, (6)  
Head Bolt NR42466, (5) NR42463

**Cylinder Heads: Gaskets**

**Order No: WN-HS3800**

Description	Retail
Gasket, Cylinder Head Set Applications: 1020, 1520, 2020, 2510, 2520, 3300 Features: 180 CID Gasoline Engine	\$78.00

**Order No: WN-NAR-98851**

Description	Retail
Gasket, Cylinder Head Applications: 4250, 4440, 4450, 4640, 4650, 4840, 4850, 6620, 7720, 8430, 8440, 8450, 9940, 9950 Features: Diesel	\$121.00

**Order No: WN-NR-48291**

Description	Retail
Gasket, Cylinder Head Applications: 4020, 4040, 4230, 4320, 4430, 4520, 4620, 4630, 6600, 7020, 7700 Features: Diesel 6600 S/N 156502-	\$40.00

**Order No: WN-NR-49866**

Description	Retail
Gasket, Rocker Arm Cover Applications: 4000, 4010, 4020, 4040, 4050, 4055, 4230, 4240, 4250, 4255, 4320, 4430, 4440, 4450, 4455, 4520, 4550, 4555, 4620, 4630, 4640, 4650, 4755, 4760, 4840, 4850, 4955, 4960, 6600, 6620, 7020, 7700, 7720, 7800, 8100, 8200, 8300, 8430, 8440, 8450, 8560, 8570, 8820, 9500, 9600, 370, 644A, 644C Features: Diesel 6600 S/N 156502-	\$8.05

**Order No: WN-NR-73521**

Description	Retail
Gasket, Rocker Arm Cover Applications: 1640, 1830, 1840, 2020, 2030, 2120, 2130, 2140, 2350, 2355, 2440, 2450, 2510, 2550, 2555, 2650, 2750, 2755, 2850, 2855, 3300, 5410, 5500N, 5510 Features: Diesel 6100, 6200, 6210, 6300, 6310, 6400, 6410, 6500, 6510	\$23.00

**Order No: WN-NR-97356**

Description	Retail
Gasket, Cylinder Head Applications: 820, 830, 840, 930, 940, 1020, 1030, 1040, 1120, 1130, 1140, 1350, 1520, 1530, 1550, 1630, 1750, 1850, 1950, 2040, 2150, 2155, 2240, 2255, 2355N Features: Diesel 5000, 5200, 5300, 5310, 5400, 5400N, 5500	\$16.50

**Order No: WN-NRG-22247**

Description	Retail
Gasket, Cylinder Head, Set, Premium Applications: 4250, 4440, 4450, 4640, 4650, 4840, 4850, 6620, 6622, 7720, 7722, 8430, 8440, 8450, 8820, 9940, 9950 Features: Diesel	\$180.00

**Order No: WN-R75728**

Description	Retail
Gasket, Valve Cover Applications: 2840, 2940, 2950, 2955, 3030, 3040, 3140, 3055, 3255, 3120, 3150, 3155, 4030, 4400, 4425, 7600, 7700, 7800, 9900, 9910, 9920, 9400 Features: 6 Cylinder	\$20.92

**Order No: WN-R92425**

Description	Retail
Gasket, Cylinder Head Applications: 2440, 210C, 210D, 244E, 290D,	\$29.90

300D, 310B, 310C, 310D, 315C, 315D, 344E, 344G, 400G, 401, 401A, 401B,  
Features: Diesel

**Order No: WN-T12618**

Description	Retail
Gasket, Valve Cover Applications: 115, 145, 165, 1010, 1010C, 2010, 2010C, 40, 45 Features: 145 and 165 Gas	\$21.00

**Cylinder Heads: Valves & Related**

**Order No: WN-451198**

Description	Retail
Cylinder Head, Valve, Cap Applications: 9500, 9600, CTS, 7700, 7800, 8100, 8200, 8300, 8570, 9965, 9970, 6610 Features: Diesel 9600 S/N 500000-, 8300 S/N -9999, 8570 S/N 568444-9960 Late, 9965, 9970 Early, 6610 Early	\$3.50

**Order No: WN-NR-43679**

Description	Retail
Cylinder Head, Valve, Exhaust Applications: 3010, 3020, 4000, 4010, 4020, 4040, 4050, 4230, 4240, 4320, 4520, 4620, 6600, 6620, 7020, 7700 Features: Diesel, 1.710" Head Dia., 6.136" Length, 45 Degree 6600 ES/N 422365-, 7020 ES/N -335845, 7700 ES/N 442365-	\$20.50

**Order No: WN-NR-43680**

Description	Retail
Cylinder Head, Valve, Intake, Seat Applications: 3010, 3020, 4000, 4010, 4020, 4040, 4050, 4230, 4240, 4320, 4430, 4520, 4620, 4630, 6600, 7020, 7700 Features: Diesel, Standard 4050 S/N -6592, 6600 S/N 156502-	\$10.00

**Order No: WN-NR-43681**

Description	Retail
Cylinder Head, Valve, Exhaust, Seat Applications: 3010, 3020, 4000, 4010, 4020, 4040, 4050, 4230, 4240, 4320, 4430, 4520, 4620, 4630, 6600, 7020, 7700 Features: Diesel, Standard 4050 S/N -6592, 6600 S/N 156502-	\$6.70

**Order No: WN-NR-43883**

Description	Retail
Cylinder Head, Valve, Intake Applications: 3010, 3020, 4000, 4010, 4020, 4040, 4050, 4230, 4240, 4320, 4430, 4520, 4620, 4630, 6600, 7020, 7700 Features: Diesel, Standard, 6-1/8" Long, 1-15/16" OD 4040, 4050 s/n -6592, 6600 s/n 156502-	\$18.25

**Order No: WN-NR-50357**

Description	Retail
Cylinder Head, Valve, Exhaust Applications: 4230, 4320, 4430, 4520, 4620, 4630, 6600, 7020, 7700 Features: Diesel 6600 S/N 156502-	\$18.75

**Order No: WN-NR-50358**

Description	Retail
Cylinder Head, Valve, Intake Applications: 4250, 4320, 4430, 4440, 4450, 4520, 4620, 4630, 4640, 4650, 4840, 4850, 6600, 6620, 7020, 7700, 7720, 8430, 8440, 8450, 8820, 9940, 9950 Features: Diesel 6600 S/N 156502-	\$12.75

**Order No: WN-NR-51734**

Description	Retail
Cylinder Head, Valve, Exhaust, Seat Applications: 820, 830, 840, 930, 940, 1020, 1030, 1040, 1120, 1130, 1140, 1350, 1520, 1530, 1550, 1630, 1640, 1750, 1830, 1840, 1850, 1950, 2020,	\$17.50

John Deere®

**Combine: Engines & Related Parts**

**Cylinder Heads: Valves & Related**

**Order No: WN-NR-51734**

2030, 2040, 2120, 2130, 2140, 2150, 2155, 2240, 2255, 2350, 2355, 2355N, 2440, 2450, 2510, 2520, 2550, 2555, 2630, 2640, 2650, 2750, 2755, 2840, 2850, 2855

Features: Diesel, 2 Per Package Additional

Applications: 2940, 2950, 2955, 3030, 3040, 3050, 3055, 3120, 3130, 3140, 3150, 3155, 3255, 3640, 3650, 4030, 4050 S/N 6593-, 4400, 4420, 4425, 5000, 5300, 9900, 9910, 9920, 9930

**Order No: WN-NR-79623**

Description	Retail
-------------	--------

Cylinder Head, Valve, Intake	\$12.00
------------------------------	---------

Applications: 820, 830, 840, 930, 940, 1020, 1030, 1040, 1120, 1130, 1140, 1350, 1520, 1530, 1550, 1630, 1640, 1750, 1830, 1840, 1850, 2020, 2030, 2040, 2120, 2130, 2150, 2155, 2240, 2255, 2350, 2355, 2355N, 2440, 2450, 2510, 2520, 2550, 2555, 2630, 2640, 2840, 2940, 2950, 2955, 3030, 3040, 3050, 3055

Features: Diesel, Standard 3120, 3130, 3140, 3150, 3155, 3255, 3300, 3350, 3640, 4030, 4050 S/N 6593-, 4400, 4420, 4425, 5000, 5300, 5400, 6600 S/N -156501, 9900, 9910

**Order No: WN-NR-79624**

Description	Retail
-------------	--------

Cylinder Head, Valve, Exhaust	\$13.25
-------------------------------	---------

Applications: 820, 830, 840, 930, 940, 1020, 1030, 1040, 1120, 1130, 1140, 1350, 1520, 1530, 1550, 1630, 1640, 1750, 1830, 1840, 1850, 2020, 2030, 2040, 2120, 2130, 2150, 2155, 2240, 2255, 2350, 2355, 2355N, 2440, 2450, 2510, 2520, 2550, 2555, 2630, 2640, 2840, 2940, 2950, 2955, 3030, 3040, 3050, 3055

Features: Diesel, Standard 3120, 3130, 3140, 3150, 3155, 3255, 3300, 3350, 3640, 4030, 4050 S/N 6593-, 4400, 4420, 4425, 5000, 5300, 5400, 6600 S/N -156501, 9900, 9910

**Order No: WN-NR-83071**

Description	Retail
-------------	--------

Cylinder Head, Valve, Intake	\$18.25
------------------------------	---------

Applications: 1950, 2140, 2650, 2750, 2755, 2850, 3650, 4050, 9400, 9920, 9930

Features: Diesel 4050 S/N 6593-

**Order No: WN-NR-84618**

Description	Retail
-------------	--------

Cylinder Head, Valve, Intake	\$15.75
------------------------------	---------

Applications: 4255, 4455, 4555, 4560, 4755, 4760, 4955, 4960, 7700, 7800, 8100, 8200, 8300, 8400, 8560, 8570, 9500, 9600, 9960

Features: Diesel, 6081, 8.1L Engine

**Order No: WN-NR-84619**

Description	Retail
-------------	--------

Cylinder Head, Valve, Exhaust	\$29.00
-------------------------------	---------

Applications: 4255, 4455, 4555, 4560, 4755, 4760, 4955, 4960, 7700, 7800, 8100, 8200, 8300, 8400, 8560, 8570, 9500, 9600, 9960

Features: Diesel, 6081, 8.1L Engine

**Order No: WN-NR-87627**

Description	Retail
-------------	--------

Cylinder Head, Valve, Seal	\$0.50
----------------------------	--------

Applications: 820, 830, 840, 930, 940, 1020, 1030, 1040, 1120, 1130, 1140, 1350, 1520, 1430, 1550, 1630, 1640, 1750, 1830, 1840, 1850, 1950, 2120, 2130, 2140, 215, 2155, 2020, 2030, 2040, 2240, 2255, 2350, 2355, 2355N, 2440, 2450, 2510, 2520, 2550, 2555, 2630, 2640, 2650, 2750, 2755, 2840, 2850, 2855

Features: 2940, 2950, 2955, 3030, 3040, 3050, 3055, 3120, 3130, 3140, 3150, 3155, 3255, 3640, 3650, 4030, 4050 s/n 6593-, 4400, 4420, 4425,

5000, 5200, 5300, 5310, 5400, 5400N, 5410, 5500, 5500N, 5510, 6100, 6200, 6210, 6300, 6310, 6400, 6410, 6500, 6510, 6600, 6800, 6900, 9900, 9910, 9920, 9930

**Order No: WN-NRE-11410**

Description	Retail
-------------	--------

Cylinder Head, Valve, Intake, Rotator	\$8.25
---------------------------------------	--------

Applications: 4050 S/N -6592, 4055, 4240, 4250, 4255, 4320, 4430, 4440, 4450, 4455, 4520, 4555, 4560, 4620, 4630, 4640, 4650, 4755, 4760, 4840, 4850, 4955, 4960, 6600, 6620, 7020, 7700, 7720, 7800, 8100, 8200, 8300, 8430, 8440, 8450, 8560, 8570, 8760, 8770, 8820, 8870, 9500, 9600, 9940, 9950, 9960

Features: Diesel 6600 S/N 156502-, 4050 S/N -6592

**Order No: WN-NT-20077**

Description	Retail
-------------	--------

Cylinder Head, Valve, Spring, Lock	\$0.30
------------------------------------	--------

Applications: 820, 830, 840, 930, 940, 1020, 1030, 1040, 1120, 1130, 1140, 1350, 1520, 1530, 1550, 1630, 1640, 1750, 1830, 1840, 1850, 1950, 2020, 2030, 2040, 2120, 2130, 2140, 2150, 2155, 2240, 2255, 2350, 2355, 2355N, 2440, 2450, 2510, 2520, 2550, 2555, 2630, 2640, 2650, 2750, 2755, 2840, 2850, 2855

Features: 2940, 2950, 2955, 3030, 3040, 3050, 3055, 3120, 3130, 3140, 3150, 3155, 3255, 3640, 3650, 4030, 4050 S/N 6593-, 4400, 4420, 4425, 5000, 5300, 9900, 9910, 9920, 9930

**Order No: WN-NT-20129**

Description	Retail
-------------	--------

Cylinder Head, Valve, Cap	\$2.00
---------------------------	--------

Applications: 820, 830, 840, 930, 940, 1020, 1030, 1040, 1120, 1130, 1140, 1350, 1520, 1530, 1550, 1630, 1640, 1750, 1830, 1840, 1850, 1950, 2020, 2030, 2040, 2120, 2130, 2140, 2150, 2155, 2240, 2255, 2350, 2355, 2355N, 2440, 2450, 2510, 2520, 2550, 2555, 2630, 2640, 2650, 2750, 2755, 2840, 2850, 2855

Features: 2940, 2950, 2955, 3030, 3040, 3050, 3055, 3120, 3130, 3140, 3150, 3155, 3255, 3640, 3650, 4030, 4050 S/N 6593-, 4400, 4420, 4425, 5000, 5300, 9900, 9910, 9920, 9930

**Order No: WN-R28653**

Description	Retail
-------------	--------

Valve Guide	\$5.00
-------------	--------

Applications: 3020, 4020, 4010, 3010, 105

Features: Gas

**Order No: WN-RP-223**

Description	Retail
-------------	--------

Cylinder Head, Valve, Intake, Seat	\$9.50
------------------------------------	--------

Applications: 820, 830, 840, 930, 1040, 1120, 1130, 1140, 1350, 1520, 1530, 1550, 1630, 1640, 1750, 1830, 1840, 1850, 1950, 2020, 2030, 2040, 2120, 2130, 2140, 2150, 2155, 2240, 2255, 2350, 2355, 2440, 2450, 2510, 2520, 2550, 2555, 2630, 2640, 2650, 2750, 2755, 2850, 2855, 2940, 2950, 2955, 3030, 3040

Features: 45 Degrees Additional Applications: 3050, 3120, 3130, 3140, 3150, 3155, 3255, 3300, 3350, 3640, 3650, 4030, 4050 S/N 6593-, 4400, 4420, 4425, 9900, 9910, 9920, 9930

**Order No: WN-RP959121**

Description	Retail
-------------	--------

Valve Train Kit	\$515.00
-----------------	----------

Applications: 4010, 4020, 105, JD600

Features: Gas For Engines 301, 341

**Order No: WN-RP959335**

Description	Retail
-------------	--------

Valve Train Kit	\$268.00
-----------------	----------

Applications: 4055, 4255, 4455, 4555, 4560, 4755,

**Combine: Engines & Related Parts**

**Cylinder Heads: Valves & Related**

Order No: WN-RP959335

4760, 4955, 4960, 7700, 7800, 8100, 8200, 8300, 8560, 8570, 9500, CTS, 9970, 9965, 644E, 644E, Z, 644ER, 644EH, 644G  
Features: Incl. Intake And Exhaust Valves, Springs And Keepers

Order No: WN-VTK17892


Description	Retail
Cylinder Head, Valve Train, Kit Applications: 6600, 6602, 6620, 6622, 7700, 7720, 8820, 9940, 9950, 5440, 5460, 5720, 5730, 644C, 644D, 646A, 690B, 690C, 693C, 740, 740A, 762A, 762B, 770A, 770B, 790D, 850B, 892D, 4320, 4430, 4440, 4450, 4630, 4640, 4650, 4840, 4850, 8430, 8440, 8450 Features: STD, Int & Exhaust Valves, Inserts, Keepers, Springs, O-Rings, Caps 6600 S/N 335845-, 6602 w/ 6.466T S/N 253373- & 6.466A S/N 317859-, 6620 S/N -233592 & 317859- w/ 6.466A 6 Cyl Eng, 6622 S/N -233592 & 317859- w/ 6.466A 6 Cyl Eng, 7700 S/N 335845-, 6.404T/A, 6 CYL Eng, 7720 S/N -233592 & 317859- w/ 6.466A 6 Cyl Eng, 8820 w/ 6.466T S/N -253372 & w/ 6.466A S/N -317858, 9940 S/N 233593- w/ 6.466A 6 Cyl Eng, 9950 w/ 6.466T S/N 253373- & 6.466A S/N 233593-, 5440 S/N 335845-, 6.404T/A, 6 CYL Eng, 5460 w/ 6.466T S/N 253373- & 6.466A S/N 317859-, 5730 w/ 6.466T S/N 253373- & 6.466A S/N 233593-, 644C w/ 6.466T S/N 253373- & 6.466A S/N 23359, 690B S/N 335845-, 6.404T/A, 6 CYL Eng, 690C w/ 6.466T S/N 253373- & 6.466A S/N 23359, 693C S/N 335845-, 6.404T/A, 6 CYL Eng, 693C S/N 335845-, 6.404T/A, 6 CYL Eng, 740A S/N 233593-317858 w/ 6.466A 6 Cyl Eng, 762A w/ 6.466T S/N 253373- & 6.466A S/N 23359, 762B w/ 6.466T S/N 253373 & 6.466A S/N 23359, 770A w/ 6.466T S/N 253373- & 6.466A S/N 23359, 770B w/ 6.466T S/N 253373- & 6.466A S/N 23359, 790D w/ 6.466T S/N 253373- & 6.466A S/N 23359, 850B w/ 6.466T S/N 253373- & 6.466A S/N 23359, 892D w/ 6.466T S/N 253373- & 6.466A S/N 23359, 4320 S/N 335845-, 6.404T/A, 6 CYL Eng, 4430 S/N 335845-, 6.404T/A, 6 CYL Eng), 4440 All 6.466T & S/N -233592 & S/N 317859- w/ 6.466A, 4450 w/ 6.466T S/N 253373- & 6.466A S/N 317859-, 4630 S/N 335845-, 6.404T/A, 6 CYL Eng, 4640 All 6.466T & S/N -233592 & S/N 317859- w/ 6.466A, 4650 w/ 6.466T S/N 253373- & 6.466A S/N 317859-, 4840 w/ 6.466T S/N -253372 & w/ 6.466A S/N -317858, 4850 S/N 233593-317858, 6.466A, 6 CYL Eng), 8430 Model Year 1974-1981 w/ 6.466T S/N -253372 & w/ 6.466A, 8440 w/ 6.466T S/N -253372 & w/ 6.466A S/N -317858, 8450 w/ 6.466T S/N -253372 & w/ 6.466A S/N -317858	\$447.75

Order No: WN-VTK17903

Description	Retail
Cylinder Head, Valve Train, Kit, Standard Applications: 6600, 6620, 7700, 4000, 4020, 4040, 4050, 4230, 4240, 4320, 4520, 4620, 5440, 600, 644, 644A, 646, 646B, 690, 690A Features: Int & Exhaust Valves, Inserts, Keepers, Springs, O-Rings, Caps	\$430.25

**Flywheels & Ring Gears: Pilot Bearings**

Order No: WN-B6204

Description	Retail
 Bearing, Pilot Applications: 6600, 6620, 7700, 7720, 55, 95, 105, 3300, 4400, 4420, 5200, 5400, 5440, 5460, 5720, 5730, 5820, 5830 Features: 1.85" OD, .787" ID	\$4.39

Order No: WN-JD9436


Description	Retail
Pilot Bearing Applications: 3300, 4400, 4420, 6600, 6620, 7700, 7720 Features: Dim: I.D. 0.786", O.D. 1.850", Width 0.550"	\$4.39

**Flywheels & Ring Gears: Ring Gears**

Order No: WN-AR103044

Description	Retail
Flywheel, Ring Gear Applications: 5010, 5020, 6030, 7520, 8440, 8450, 8630, 8640, 8650, 8760, 8770, 8870, 9200, 9300, 9300T, 9400, 9400T, 9860STS, 5200, 5400, 5440, 5460, 5720, 5730, 5820, 5830, 6710, 6750, 6850, 7400, 7500, 450CLC, 644B, 646, 646B, 700A, 744E, 744H, 760, 760A, 762, 770, 770A, 772A, 844, 850, 855, 860B Features: 147 Teeth, 17.406" ID, 18.595 OD	\$200.33

Order No: WN-R28811

Description	Retail
 Flywheel, Ring Gear Applications: 3010, 3020, 3255, 4000, 4010, 4020, 4030, 4040, 4050, 4055, 4230, 4240, 4250, 4255, 4320, 4350, 4430, 4440, 4450, 4455, 4520, 4555, 4620, 4630, 4640, 4650, 4755, 4760, 4840, 4850, 4955, 4960, 6100D, 6110D, 6115D, 6125D, 6130D, 6140D, 6230, 6330, 6403, 6405, 6430, 6500, 6510, 6603, 6605 Features: 16.353" O.D., 15.171" I.D., .562" Wide, 129 Tooth, Diesel Additional Models: 6610, 6800, 6900, 7020, 7130, 7200, 7210, 7220, 7230, 7320, 7330, 7405, 7410, 7420, 7430, 7500, 7505, 7510, 7520, 7530, 7600, 7610, 7630, 7700, 7710, 7720, 7730, 7800, 7810, 7830, 7930, 8100, 8100T, 8110, 8110T, 8120, 8120T, 8130, 8200, 8200T, 8210, 8210T, 8220, 8220T, 8225R, 8230, 8230T, 8245R, 8270R, 8295R, 8295RT, 8300, 8300T, 8310, 8310T, 8320, 8320R, 8320RT, 8320T, 8330, 8330T, 8345R, 8345RT, 8400, 8400T, 8410, 8410T, 8420, 8420T, 8430, 8430T, 8440, 8450, 8520, 8520T, 8530, 8560, 8570, 9100, 9120, 9230, 9400, CTS, CTS II, C670, T550, T560, T660, W540, W550, W650, W660, 1085, 1085H4, 1170, 1177, 1188, 1188H4, 6600, 6602, 6620, 7700, 7720, 8820, 9400, 9410, 9450, 9500, 9500SH, 9510, 9510SH, 9550, 9550SH, 9560, 9560SH, 9560STS, 9570STS, 9600, 9610, 9650, 9650CTS, 9650STS, 9660, 9660CTS, 9660STS, 9670STS, 9680I WTS, 9680WTS, 9750STS, 9760STS, 9770STS, 985, 985HY4, TC444H, TC544H, TC624H, 120, 120D, 200CLC, 200DLC, 200LC, 210LE, 210LJ, 230LC, 240DLC, 270LC, 310E, 310J, 310SE, 310SJ, 315SE, 315SJ, 325SJ, 330CLC, 344E, 344G, 344H, 344J, 370C, 410J, 444D, 444E, 444G, 444H, 444HCL, 444J, 444JR, 444K, 450G, 450H, 450J, 455G, 485E, 486E, 488E, 490D, 490E, 493D, 495D, 500, 500A, 500B, 500C, 510, 524K, 544B, 544C, 544D, 544E, 544EH, 544G, 544H, 544HLL, 544J, 544K, 550G, 550H, 550J, 555G, 570B, 590D, 595D, 600, 624E, 624EH, 624H, 624HLL, 624J, 624K, 643D, 643G, 644A, 644C, 644D, 644E, 644ER, 644J, 644K, 646, 646B, 650G, 650H, 650J, 655, 655B, 670, 670A, 670B, 670C, 670CH, 670D, 670G, 672A, 672B, 672CH, 672D, 672G, 690, 690A, 690B, 690C, 690D, 690E, 693C, 693D, 700J, 710J, 724K, 740, 740A, 740G, 744K, 750, 750B, 750J, 755, 755A, 755B, 755BMIL, 762A, 762B, 764, 770A, 770B, 770BH, 770D, 770G, 772B, 772BH, 772D, 772G, 790D, 790E, 792DLC, 843G, 850B, 850C, 850J, 850JR, 870D, 870G, 872D, 892DLC, 892ELC, 9935, 9940, 9950, 9960, 9965, 9970, 9976, 9986, 9996, 5200, 5400, 5440, 5460, 5720, 5730, 7200, 7250, 7400, 7500	\$68.50

**Ignition: Distributor & Related**

John Deere®




**Combine: Engines & Related Parts**

**Ignition: Distributor & Related**

Order No: WN-21A1R

Description	Retail
Distributor, Ignition Kit Applications: A, B, G, H, L, M, MT, 40, 50, 60, 70, 320, 330, 420, 430, 440, 520, 530, 620, 630, 720, 730, 1010, 2010, 3010, 3020, 4000, 4010, 4020, 4230, 4320 Features: Heavy Duty, Ventilated, Includes Points, Condenser, & Rotor	\$9.82


Order No: WN-21A241

Description	Retail
 Distributor, Condenser Applications: 3300, 1010, 1020, 1520, 2010, 2020, 2030, 2510, 2520, 4030, 440, 440A, 440B, 300, 301, 302, 310, 350, 380, 400, 401, 410, 450, 480 Features: Services Prestolite Distributor	\$5.17


Order No: WN-21A307D

Description	Retail
Electronic Ignition Module Applications: 4400, 7700, 4000, 4010, 4020 Features: Converts 6 Volt to 12 Volt 4400 (W/ Delco Distr. # 1112466, 1112640, 1112624), 7700 (W/ Delco Distr. # 1112466, 1112640, 1112624), 4000 (W/ Delco Distr. # 1112466, 1112640, 1112624), 4010 (W/ Delco Distr. # 1112466, 1112640, 1112624), 4020 (W/ Delco Distr. # 1112466, 1112640, 1112624)	\$137.06


Order No: WN-21A310

Description	Retail
 Distributor, Rotor Applications: 323W, 45, 55, 95, 4400, 6602, 7700, 600, 1010, 2010, 3010, 3020, 4000, 4010, 4020, 4230 Features: For DELCO Distributors 1964- 1010 S/N 42001-, 2010 S/N 42001-, 3010 S/N 1E33000-, 4010 S/N 2E29500-	\$3.28


Order No: WN-21A3R

Description	Retail
 Distributor, Tune Up Kit, Heavy Duty Applications: 114W, 116W, 323W, 45, 55, 95, 105, A, AO, AR, B, G, M, 40, 50, 60, 70, 320, 330, 420, 430, 440, 520, 530, 620, 630, 720, 730, 1010, 2010, 3010, 4010 Features: 1 Piece Points, Condenser & Rotor for Delco w/ Clip Held Cap	\$9.82


Order No: WN-21A552

Description	Retail
 Ignition Coil Applications: 105, 45, 55, 6602, 7700, 95, 499, 500, 500A, 500B, 600, 700, B, M, MC, MT, 1010, 1020, 2010, 2020, 3010, 3020, 320, 330, 40, 4000, 4010, 4020, 420, 4230, 430, 440, 50, 520, 530, 60, 620, 630, 70, 720, 730 Features: 6 Volt W/O External Resistor Or 12 Volt W/External Resistor 50 S/N 5021480-, 45 w/ 115 OR 145 ENGINE, 6602 S/N 28001- w/ 362 ENGINE, 7700 S/N 28001- w/ 362 ENGINE, 499 w/ 217, 248 OR 341 ENGINE, 600 HI-CYCLE, w/ 115 OR 145 ENGINE, 700 HI-CYCLE, w/ 115 OR 145 ENGINE	\$19.97

Order No: WN-AT14680

Description	Retail
 Distributor, Rotor Applications: 3300, 300B, 301A, 302, 302A, 401B, 401C, 410, JD300, JD301, JD310, JD350, 1010, 1020, 1520, 2010, 2020, 2030, 2510, 2520, 4030 Features: Prestolite	\$13.32

Order No: WN-AT21719

Description	Retail
 Distributor, Tune Up Kit Applications: 105, 3300, 45, 55, 95, 1010, 1020,	\$7.68

1520, 2010, 2020, 2030, 2510, 2520, 4030  
Features: Point Set & Condenser


**Ignition: Magneto & Related**

Order No: WN-AR12013

Description	Retail
Distributor, Condenser Applications: 105, 95, 699, 45, 55, 1010, 1020, 210, 2020, 2510, 2520, 3020, 3300, 4030, 6600 Features: WICo, Type X Magneto	\$17.75

**Lubrication System: Gaskets**

Order No: WN-R97344


Description	Retail
 Gasket, Oil Pan Applications: 2840, 2940, 2950, 2955, 3050, 3120, 3130, 3140, 3150, 3155, 3255, 3350, 3530, 3540, 3550, 4020, 4050, 4530, 4700, 6700, 7200, 7405, 7410 Features: Diesel	\$23.25

**Lubrication System: Oil Pumps**


Order No: WN-NAR-79464

Description	Retail
Pump, Oil Applications: 820, 830, 840, 930, 940, 1020, 1030, 1040, 1120, 1130, 1140, 1350, 1520, 1430, 1550, 1630, 1640, 1750, 1830, 1840, 1850, 1950, 2020, 2030, 2040, 2120, 2130, 2140, 2150, 2155, 2240, 2255, 2350, 2355, 2355N, 2440, 2450, 2510, 2520, 2550, 2555, 2630, 2640, 2650, 2750, 2755, 2840, 2850, 2855 Features: 2940, 2950, 2955, 3030, 3040, 3050, 3055, 3120, 3130, 3140, 3150, 3155, 3255, 3640, 3650, 4030, 4050 S/N 6593-, 4400, 4420, 4425, 5000, 5200, 5300, 5310, 5400, 5400N, 5410, 5500, 5500N, 5510, 6100, 6200, 6210, 6300, 6310, 6400, 6410, 6500, 6510, 6600, 6800, 6900, 9900, 9910, 9920, 9930	\$148.00


Order No: WN-RE504914

Description	Retail
 Oil Pump Applications: 5210, 5310, 5410, 5510, 5415, 5420, 5520, 5425, 5525, 6110, 6210, 6310, 6410, 6320, 6420, 6520, 7210, 7220, 7320, 7410, 7420, 7510, 7520, 7610	\$172.00

Order No: WN-RE507074

Description	Retail
 Pump, Oil, Complete Applications: 7700, 7800, 8100, 8200, 8300, 8560, 8570, 9500, 9600	\$305.00

Order No: WN-RE507076

Description	Retail
 Oil Pump Complete Applications: 4050, 4240, 4250, 4440, 4450, 4555, 4640, 4755, 4840, 4955, 6030, 7520, 7710, 7810, 8100, 8100T, 8120, 8120T, 8200, 8200T, 8210, 8210T, 8220, 8220T, 8300, 8300T, 8310, 8310T, 8320, 8320T, 8400, 8400T, 8410, 8410T, 8420, 8420T, 8430, 8440, 8450, 8520, 8520T, 8560, 860, 8640, 8650, 8760 Features: Additional Models: 9100, 9120 Fits John Deere Combines CTS (S/N 071443-072697), 2256, 2258, 2264 (S/N -068583), 2266 (S/N -068583), 8820, 9500, 9510 SH, 9550 SH, 9560 WTS (S/N -080015), 9580 (S/N -080015), 9610, 9640 WTS, 9650 CTS, 9660 CTS, 9680 WTS, 9750 STS, 9760 STS, 9780 CTS (S/N 071443-072697), Fits John Deere Harvesters 1470, 3510 (NW S/N -060036), 6610, 6650, 7200, 9970, 9976, 9986, 9996, Fits John Deere Industrials 250, 300, 330, 370, 530B, 535, 560D, 608, 644, 644B, 644C, 644H, 646, 660D, 690, 690C, 724, 740, 748, 753, 759, 762, 762B, 770, 770A, 770B, 770BH, 772, 790, 792, 793, 844, 848G, 850, 850B, 853, 855, 860, 862, 870, 872,	\$245.00

**Combine: Engines & Related Parts**

**Lubrication System: Oil Pumps**

Order No: WN-RE507076

890, 900 (S/N 001001-), 903, 909, 950 (S/N 009004-), 953, 959, 992, 1710, 1711, 3554, Fits John Deere Sprayers 4920

Order No: WN-RE543187



Description	Retail
Pump, Oil, Complete Applications: 8225R, 8245R, 8270R, 8295R, 8320R, 8345R, 8295RT, 8320RT, 8345RT, 8235R, 8260R, 8285R, 8310R, 8335R, 8360R, 8310RT, 8335RT8360RT, 9230, 8130, 8430, 8370R, 8370RT, 9670STS, 9770STS, S650, S660, S670, 4930, 4940, 7660 Features: Marked R518350	\$350.00

**Mufflers & Components: Mufflers**

Order No: WN-DR-108

Description	Retail
Muffler Applications: 3300, 4400, 4420, 6600, 6620, 7700 Features: 23" Long, 7" Dia., 2 3/4" Inlet I.D., 2 1/2" Outlet O.D.	\$118.00

**Combine: Feeder House**

**Assemblies & Sheet Metal: Cover**

Order No: WN-H123632



Description	Retail
Feeder House Front Shield Applications: 9600, 9610, 9650 Features: Front, Center	\$90.00

Order No: WN-H123633



Description	Retail
Feeder House Front Shield Applications: CTS, CTS II, 9400, 9410, 9450, 9500, 9501, 9510, 9550, 9650CTS, 9650STS, 9750STS, 9780CTS Features: Front, Center	\$80.00

Order No: WN-H159533



Description	Retail
Feeder House, Deflector Applications: CTS, CTS II, 9410, 9450, 9510, 9550, 9610, 9650, 9650CTS, 9650STS, 9750STS, 9780CTS Features: Front, Right Hand	\$50.00

Order No: WN-H159534



Description	Retail
Feeder House, Deflector Applications: CTS, CTS II, 9410, 9450, 9510, 9550, 9610, 9650, 9650CTS, 9650STS, 9750STS, 9780CTS Features: Front, Left Hand	\$50.00

**Assemblies & Sheet Metal: Floor**

Order No: WN-AH124954

Description	Retail
Feeder House Bottom, False Applications: 7720, 7721 Features: 7720 (S/N 556301-), 7721 (S/N 562901-)	\$229.18

Order No: WN-AH147800



Description	Retail
Feeder House Floor Applications: 9650STS, 9750STS Features: Solid	\$775.00

Order No: WN-AH154691



Description	Retail
Feeder House, Floor Applications: S660, S670, S680, S690, 9560STS, 9570STS, 9650STS, 9660STS, 9670STS, 9750STS, 9760STS, 9770STS, 9860STS, 9870STS	\$455.00

Order No: WN-AH159703



Description	Retail
Feeder House Bottom Panel Applications: CTS, CTSII, 9400, 9410, 9500, 9500SH, 9510, 9510SH, 9550, 9550SH, 9560SH, 9650CTS Features: Ships Truck Freight	\$675.00

Order No: WN-AH159704



Description	Retail
Feeder House, Bottom Panel Applications: 9600, 9610, 9650 Features: Ships Truck Freight	\$775.00

Order No: WN-AH83618

Description	Retail
Feeder House, Bottom Applications: 6600, 6620 Features: Regular Length, Not For Side Hill Models	\$205.97

Order No: WN-AH83620

Description	Retail
Feeder House Bottom Upper Back Applications: 7700, 7701, 7720, 7721 Features: Regular Length	\$242.00

Order No: WN-AH88598

Description	Retail
Feeder House, Bottom Sheet, Lower Applications: 6600, 6620 Features: Regular Length, Not For Side Hill Models 6600 S/N 5305-	\$259.86

Order No: WN-AH88599

Description	Retail
Feeder House Bottom Sheet Lower Front Applications: 7700, 7701, 7720, 7721 Features: 7700 S/N 3642-	\$311.22

Order No: WN-AH89523

Description	Retail
Feeder House Bottom Applications: 7700, 7701 Features: 45-3/4" Wide X 43-3/4" Long 7700 S/N -8000, 7701 S/N -8000	\$291.17

Order No: WN-AH96439



Description	Retail
Feeder House, Bottom Sheet, Lower Front Applications: 8820	\$378.39

Order No: WN-AH96541



Description	Retail
Feeder House, Bottom Sheet, Upper Applications: 8820 Features: Regular, Variable Drive	\$220.00

Order No: WN-AXE24554



Description	Retail
Feeder House, Floor Applications: 9660STS, 9670STS, 9760STS, 9770STS, 9860STS, 9870STS, S660, S670, S680, S690, S670HM, S680HM, S690HM, S770, S780, S790 Features: Ships Truck Freight (S660, S670, S680, S690, All S/N -775000)	\$875.00

Order No: WN-AXE29353



Description	Retail
Feeder House Floor Applications: S660, S670, S680, S690 Features: W/ Hyd Fore/Aft Tilt	\$795.00

Order No: WN-H144051




Description	Retail
Feeder House, Floor, Wear Plate Applications: 9600, 9610, 9650 Features: Front lower Plate	\$90.00

John Deere®

**Combine: Feeder House**

**Assemblies & Sheet Metal: Floor**

Order No: WN-H173904

Description	Retail
 Feeder House Floor Seal Applications: 9450, 9550, 9550SH, 9650CTS, 9650STS, 9750STS, 9860STS, 9560, 9560SH, 9660CTS, 9660STS, 9760STS, 9870STS, 9670STS, 9770STS, S660, S670, S680, S690, S670HM, S680HM, S690HM Features: Narrow	\$45.00


Order No: WN-H214781

Description	Retail
 Feeder House Floor Bottom Plate Applications: 9860STS, 9660STS, 9770STS Features: 9860STS SN -720500, 9660STS SN -720300, 9770STS SN -720300,	\$105.00

Order No: WN-H216477

Description	Retail
 Feeder House Floor Wear Angle Applications: 9860STS, 9560, 9560SH, 9660CTS, 9660STS, 9760STS	\$52.00

Order No: WN-H219091

Description	Retail
 Feeder House, Floor Applications: 9860STS, 9870STS, 9670STS, 9770STS, S650, S660, S670, S680, S690 Features: Front Plate For Contour Master	\$85.00

Order No: WN-H219180


Description	Retail
 Feeder House, Floor, Bottom Plate Applications: 9860STS, 9660STS, 9760STS, 9870STS, 9670STS, 9770STS, S650, S660, S670, S680, S690	\$165.00

**Assemblies & Sheet Metal: Plate**

Order No: WN-AH120501

Description	Retail
Feeder House Plate Applications: 9600, 9610 Features: 65.375" Wide 9610 S/N -680300	\$185.64


Order No: WN-AH120502

Description	Retail
 Feeder House, Plate Applications: 9400, 9410, 9500, 9501, 9510, CTS, CTS II Features: 54-1/2" Wide	\$166.08

Order No: WN-AH156157

Description	Retail
 Feeder House, Plate Applications: 9650STS, 9750STS, 9860STS, 9660STS, 9760STS, 9870STS, 9670STS, 9770STS, S650, S660, S670, S680, S690	\$175.00

Order No: WN-AH160605

Description	Retail
 Feeder House, Feeder Plate Assembly Applications: 9610, 9650, 9660 Features: Wide 9610 S/N 680301-	\$203.08

Order No: WN-H102470

Description	Retail
Plate, Separator Applications: 7700, 7701, 7720, 7721 Features: 7700 S/N 1658-	\$173.75


Order No: WN-H102471

Description	Retail
Plate, Separator Applications: 8820	\$200.75

Order No: WN-H144052

Description	Retail
Front Plate Feeder House Applications: 9400, 9410, 9450, 9500, 9510, 9550, CTS, CTS II, 9650CTS Features: 9400 S/N 640101-, 9500 S/N 640201-	\$75.42


Order No: WN-H145463

Description	Retail
 Feeder House, Shaft, Stripper Applications: 9600, 9610, 9650, 9660	\$35.00

Order No: WN-H145464

Description	Retail
 Feeder House, Shaft, Stripper-Top, Return Applications: 9400, 9410, 9450, 9500, 9510, 9550, 9550SH, 9560, 9560SH, 9650CTS, 9660CTS, CTS, CTSII Features: 9500 S/N 642579-	\$37.50

Order No: WN-H157112

Description	Retail
 Feeder House, Front Wear Plate Applications: 9650STS, 9750STS Features: With Contour Master Feeder house	\$95.00

Order No: WN-H171372


Description	Retail
 Plate, Wear Applications: 9560, 9660CTS, 9660STS, 9760STS, 9860STS Features: Front Closure	\$67.08

Order No: WN-H173903


Description	Retail
Feeder House, Feed Plate, Seal Applications: 9600, 9610, 9650, 9660	\$79.64

**Drives: Idlers**

Order No: WN-AE27909

Description	Retail
 Feeder House, Sprocket, Idler Applications: CTS, 6622, 9400, 9410, 9450, 9500, 9500SH, 9501, 9510, 9550, 9550SH, 9560, 9560SH, 9560STS, 9570STS, 9600, 9610, 9650, 9650CTS, 9650STS, 9660, 9660CTS, 9660STS, 9670STS, 9750STS, 9760STS, 9770STS, 9860STS, 9870STS, 1293, 1291, 1290, 1243, 1092, 894, 893, 892, 883, 843, 842, 694, Features: Right Hand Side Drive, 15 Teeth, #60 Chain Fits John Deere Forage Harvesters 5200, 5400, 5440, 5460, 5720, 5730, 5820, 5830, 6610, 6650, 6710, 6750, 6810, 6850, 6910, 6950 Fits John Deere Round Balers 335, 375, 540, 545, 550, 565, 570, 575, 580, 590 Fits John Deere Mower Conditioners 1600, 1600A Fits John Deere Corn Heads 243, 244, 343, 344, 443, 444, 483, 493 (s/n 665201-670356), 494 (s/n 670356-earlier), 543, 546, 583, 592 (s/n 659999-earlier), 594, 642, 643, 644, 645, 683, 692 (s/n 670356), 693 (s/n 670356-earlier), 693SH (s/n 670356-earlier), 694 (s/n 670356-earlier), 842, 843, 883, 892 (s/n 670356-earlier), 893 (s/n 670356-earlier), 894 (s/n 670356-earlier), 1092 (s/n 659999-earlier), 1243 (s/n 630750-earlier), 1290 (s/n 659999-earlier), 1291 (s/n 659999-earlier), 1293 (s/n 659999-earlier)	\$17.50

Order No: WN-AE46606

Description	Retail
 Ball Bearing, Feeder Roller Applications: 9400, 9500, 9501, 9560, 9560STS, 9600, 9660, 9660STS, 9760STS, 9860STS, 330, 335, 375, 385, 430, 435, 446, 447, 448, 456, 457, 458, 458S, 466, 467, 468, 468S, 530, 535, 540, 545, 546, 547, 550, 556, 557, 558, 565, 566, 567, 568, 572, 575, 582, 592 Features: 9400 S/N -640816, 9500 S/N -643457,	\$27.00

John Deere®



**Combine: Feeder House**

**Drives: Idlers**


**Order No: WN-AE46606**

9600 S/N -642112, OD: 3.1496", Outer Ring Width: .709", Inner Ring Width: 1.438", Bore Type: Hex, Bore: 1.256", Lube Type: Pre-Lubed, Bearing Type: 3


**Order No: WN-AH128903**

Description	Retail
Feeder House, Arm, Drive, Tightener Applications: 9500, 9600, 9510, 9610, 9400, 9410, CTS, 9500 Sidehill, 9510 Sidehill, CTSII	\$71.49


**Order No: WN-AH135611**

Description	Retail
 Feeder House, Sprocket, Drive Chain Idler Applications: 9500SH, 9510SH, 9550SH, 9560SH Features: 60 Chain, 19/29 Teeth, 2.678" Bore Dia, 2.067" Overall Length	\$68.00


**Order No: WN-AH140497**

Description	Retail
 Rotary Screen Drive Idler Applications: 9400, 9500, 9600, CTS, 9410, 9510, 9510SH, 9610, CTSII, 9450, 9550, 9550SH, 9650, 9650CTS, 9650STS, 9750STS, 9860STS, 9560, 9560SH, 9660, 9660CTS, 9660STS, 9760STS, 9560STS, 9570STS, 9870STS, 9670STS, 9770STS, S550, S660, S670, S680, S690, S670HM, S680HM, S760, S780, S790 Features: 3.252" Dia., 0.390" Bore, 0.961" Groove Width 9500 S/N 645201-	\$19.00


**Order No: WN-AH155348**

Description	Retail
 Feeder House, Belt Tensioner Applications: JD, CI, NH	\$72.00


**Order No: WN-AH165788**

Description	Retail
 Feeder House, Belt Tensioner, Idler Applications: 9450, 9550, 9550SH, 9650, 9650CTS, 9560, 9560SH, 9660, 9660CTS	\$30.00

**Order No: WN-AH204389**


Description	Retail
 Feeder House, Sheaves, Idler Pulley Applications: 9550, 9550SH, 9650, 9650CTS, 9650STS, 9750STS, 9860STS, 9560, 9560SH, 9660, 9660CTS, 9660STS, 9760STS, 9560STS, 9570STS, 9870STS, 9670STS, 9770STS, S550, S660, S670, S680, S690, S670HM, S680HM, S690HM, S760, S770, S780, S790	\$53.00

**Order No: WN-AH66202**


Description	Retail
 Feeder House, Idler Applications: 200, 900, 925D, 930D, 936D, 6600, 6620, 6622, 7700, 7701, 7720, 7721, 8820	\$32.00

**Drives: Pulleys & Sprockets**


**Order No: WN-AH116232**

Description	Retail
 Feeder House, Sprocket, Upper Slip Clutch Applications: CTS, CTS II, 9400, 9410, 9450, 9500, 9501, 9510, 9550, 9560, 9560STS, 9600, 9610, 9650, 9650CTS, 9660, 9660CTS Features: RH Side, 60 Chain, 34 Teeth, 1.752" Bore Dia, .78 Length	\$75.00


**Order No: WN-AH125782**

Description	Retail
 Feeder House, Sprocket, Front Lower Applications: CTS, CTS II, 9400, 9410, 9500, 9501, 9510, 9600, 9610 Features: 60 Chain, 15 / 22 Teeth, 1.502" Bore Dia, 2.559" Length	\$85.00

**Order No: WN-AH135614**

Description	Retail
 Feeder House, Sprocket, Upper Shaft & Pivot Housing Applications: 9500SH, 9510SH, 9550SH, 9560SH Features: 60 Chain, 34 Teeth, 1.129" Bore Dia, 1.594" Overall Length	\$72.00

**Order No: WN-AH139936**

Description	Retail
 Feeder House, Pulley, Electromagnetic Clutch, Header Drive Applications: 9400, 9410, 9500, 9500SH, 9510, 9510SH, 9600, 9610 Features: Effective Dia: 14.567", Groove Width: 1.259", Bore Dia 2.5" 9500 S/N 646620-, 9500SH S/N: 646620-	\$339.83


**Order No: WN-AH149349**

Description	Retail
Feeder House, Front Variable Drive, Sprocket Assembly Applications: 9400, 9410, 9450, 9500, 9510, 9550, 9560, 9560SH, 9600, 9610, 9650, 9650CTS, 9650STS, 9750STS, CTS, CTS II Features: 15/22 Teeth, Length 4.256", Chain 60	\$149.78

**Order No: WN-AH155706**

Description	Retail
Pulley, Feeder House Applications: 9400, 9450, 9500, 9550, 9550SH, 9560, 9600, 9650, 9650CTS, 9660, 9660CTS	\$52.03

**Order No: WN-AH165609**

Description	Retail
 Feeder House, Upper Sheaves, Bearing Applications: 9450, 9550, 9550SH, 9560, 9560SH, 9560STS, 9570STS, 9650, 9650CTS, 9650STS, 9660, 9660CTS, 9660STS, 9670STS, 9750STS, 9760STS, 9770STS	\$70.00


**Order No: WN-AH203076**

Description	Retail
Sprocket, Feeder House; Drive Applications: 9650STS, 9660, 9660CTS, 9660STS, 9760STS, 9860STS Features: 22 & 26 Tooth Double Sprocket, 21 Splines	\$176.58


**Order No: WN-AH204587**

Description	Retail
Feeder House, Sheave, Half Applications: 9560, 9560STS, 9660, 9660CTS, 9660STS, 9760STS, 9860STS Features: 14.170" OD, 4.878" ID, Hi Capacity/Heavy Duty	\$327.18

**Order No: WN-AH94450**

Description	Retail
 Flanged Idler Pulley Applications: CTS, CTS II, 6602, 6620, 6622, 7720, 7721, 8820, 9400, 9410, 9450, 9500, 9500SH, 9501, 9510, 9510SH, 9560, 9560SH, 9560STS, 9570STS, 9600, 9610, 9650, 9650CTS, 9650STS, 9660, 9660CTS, 9670STS, 9750STS, 9760STS, 9770STS, 9860STS, 9870STS, S760, S770 Features: 8-3/4" O.D., 5/8" Bore, 1-11/16" Wide Forage Harvester: 6610, 6650, 6710, 6750, 6810, 6850, 6910, 6950	\$49.00

**Order No: WN-AN102382**

Description	Retail
 Feeder House, Coupler, Sprocket Applications: 3300, 4400, 4420, 6600, 6620, 7700, 7720, 8820, 9400, 9410, 9500, 9510, 9600, 9610, CTS, CTS II Features: 14 Teeth, # 60 Chain	\$91.58


**Order No: WN-H101677**

John Deere®


**Combine: Feeder House**

**Drives: Pulleys & Sprockets**


Order No: WN-H101677

Description	Retail
 Slip Clutch Jaw Feeder house Applications: CTS, CTS II, 6620, 6622, 7720, 8820, 9400, 9410, 9450, 9500SH, 9501, 9510, 9510SH, 9550, 9550SH, 9560STS, 9600, 9610, 9650, 9650CTS, 9660, 9660CTS, 592, 600, 606, 608, 612, 693, 694, 893, 894, 900, 1092, 1290, 1291, 1293	\$28.00

Order No: WN-H105590

Description	Retail
 Slip Clutch Hub Feeder house Applications: CTS, CTS II, 6620, 7720, 8820, 9400, 9410, 9450, 9500, 9501, 9510, 9550, 9560, 9560STS, 9600, 9610, 9650, 9650CTS, 9660, 9660CTS	\$70.00


Order No: WN-H119709

Description	Retail
 Feeder House, Upper Drive Sprocket Applications: 9650, 9650STS, 9660STS, 9750STS, 9760STS, 9860STS Features: 60 Chain, 34 Teeth, 2.63" Bore Dia, 8.54" Overall Length	\$44.00

Order No: WN-JD10018


Description	Retail
Feeder House Upper Sheave Bearing Applications: 6620, 7720, 8820, 9500, 9500SH, 9400, 9600, CTS, 9410, 9510, 9510SH, 9610, CTSII, 9450, 9550, 9550SH, 9650, 9650CTS, 9650STS, 9750STS, 9860STS, 9560, 9560SH, 9660, 9660CTS, 9660STS, 9760STS, 9560STS, 9570STS, 9870STS, 9670STS, 9770STS, S550, S660, S670, S680, S690 Features: 4.3307" OD, Width 1.063", Bore 1.9685" Corn Heads: 606C, 608C, 612C,	\$19.00

Order No: WN-JDC-ADAPTER

Description	Retail
 Feeder House, Shaft, Adapter Applications: 4400, 4420, 6600, 6620, 7700, 7720, 8820, 9400, 9410, 9500, 9510, 9600, 9610, 492, 493, 494, 592, 594, 692, 693, 694, 892, 893, 894, 913, 915, 918, 920, 922, 924, 925, 930, 1092, 1290, 1291, 1293 Features: 4 Bolt, Adapts Early Model Combines to Newer Model Heads This adapter bolts on to the drive sprocket on the feeder house of early model combines so you can use a PTO shaft to drive a newer model head.	\$49.00

**Drives: Supports**

Order No: WN-AH167579

Description	Retail
 Feeder House, Countershaft, Support Applications: 9400, 9410, 9450, 9500, 9500SH, 9510, 9510SH, 9550, 9550SH, 9560, 9560SH, 9560STS, 9570STS, 9600, 9610, 9650, 9650CTS, 9650STS, 9660 Features: Variable Speed	\$231.53

Order No: WN-AH96092


Description	Retail
 Feeder House, Pulley, Support Applications: 6620, 7720, 8820	\$194.50

**Grain Conveyor: Chains**

Order No: WN-AH116712

Description	Retail
Feeder House, Feeder Chain Applications: 4400, 4420 Features: Long Feeder House, 28 Slats, 86 Links	\$514.07

Order No: WN-AH116713

Description	Retail
 Feeder House, Feeder Chain Applications: 6600, 6620 Features: T Slats Every 2nd & 4th Link, CA550 Chain	\$420.00


Order No: WN-AH116714

Description	Retail
Feeder House, Feeder Chain Applications: 6600, 6620 Features: 103 Links, 34 Slats	\$658.35

Order No: WN-AH116715

Description	Retail
Feeder House, Feeder Chain Applications: 6620SH Features: 3 Chains, 75 Links	\$471.94

Order No: WN-AH116716

Description	Retail
 Feeder House, Feeder Chain Applications: 7700, 7701, 7720, 7721 Features: T Slats Every 2nd & 4th Link, CA550 Chain, Wide Spaced	\$420.00

Order No: WN-AH116718

Description	Retail
 Feeder House, Feeder Chain Applications: 8820 Features: 42 T Bar Slats, Wide Space	\$595.00


Order No: WN-AH123452

Description	Retail
Feeder House, Chain, Closed Spaced Applications: 8820 Features: Regular Feeder House, 63 Slats, 85 Links	\$888.17


Order No: WN-AH137604

Description	Retail
Feeder House, Feeder Chain Applications: 9500SH, 9510SH, 9550SH, 9560SH Features: Side Hill	\$626.26


Order No: WN-AH137845

Description	Retail
 Feeder House, Feeder Chain Applications: CTS, CTSII, 9400, 9410, 9450, 9500, 9510, 9550, 9550CTS, 9550CTSII, 9550SH, 9560, 9650CTS, 9660CTS Features: T Slats 2nd & 4th Link, CA550 Chain	\$750.00


Order No: WN-AH143400

Description	Retail
 Feeder House, Feeder Chain Applications: 9600, 9610, 9650, 9660 Features: 4 Chains, 101 Links, T Slat, Closed Space, Chrome Pins (9600, 9610, 9650, All Contour Master Level Land)	\$1,050.00

Order No: WN-AH17470

Description	Retail
 Feeder House, Feeder Chain - CHAIN ONLY Applications: S660, S670, S680, S690, 9670STS, 9770STS, 9870STS Features: Replacement Chain Strands, 3 Strands/Set, No Slats, 2 1/8" Hole (9670STS, 9770STS, 9870STS, All S/N 730101-) 577 Chain, Chrome Pins	\$540.00

Order No: WN-AH207777


Description	Retail
 Feeder House Chain Applications: CTS, CTSII, 9400, 9410, 9450, 9500, 9510, 9550, 9550CTS, 9560, 9560CTS, 9660CTS Features: T Slats Every 6th Link, CA550 Chain, Chrome Pin	\$735.00

Order No: WN-AH207777-557


**Combine: Feeder House**

**Grain Conveyor: Chains**


Order No: WN-AH207777-557

Description	Retail
 Feeder House, Feeder Chain Applications: CTS, CTS II, 9400, 9410, 9450, 9500, 9510, 9550, 9550CTS, 9560, 9650CTS, 9660CTS Features: T Slats Every 6th Link, CA557 Chain, Chrome Pins	\$750.00


Order No: WN-AH207778

Description	Retail
 Feeder House Chain Applications: 9600, 9610, 9650, 9660 Features: T Slats Every 2nd & 4th Link, CA550 Chain, Chrome Pin Feeder house: Contour Master, Center to Center of Sprockets: 19-3/8"	\$895.00


Order No: WN-AH217633

Description	Retail
 Feeder House Feeder Chain Applications: 9650STS, 9660STS, 9670STS, 9770STS, 9870STS, 9750STS, 9760STS, 9860STS Features: T Slats Every 6th Link, CA557 Chain, Chrome Pins (9670STS, 9770STS, 9870STS, All S/N -730100)	\$775.00


Order No: WN-AH231006

Description	Retail
 Feeder House, Feeder Chain Applications: S540, S550, 9560STS, 9570STS, 9470STS Features: Chrome Pin, 30 Slats	\$735.00

Order No: WN-AXE12764

Description	Retail
 Feeder House, Feeder Chain Applications: 9660STS, 9670STS, 9760STS, 9770STS, 9860STS, 9870STS Features: Early SN U Channel Slat Chain Assembly 9660STS, 9670STS, 9760STS, 9770STS, 9860STS, 9870STS, All S/N -730100	\$1,100.00


Order No: WN-AXE17889

Description	Retail
 Feeder House, Feeder Chain Applications: S660, S670, S680, S690, 9670STS, 9770STS, 9870STS Features: Late SN U Channel Slat Assembly, 21.5" Center to Center on Sprocket 9670STS, 9770STS, 9870STS, All S/N 730101-	\$1,100.00


Order No: WN-AXE27247

Description	Retail
Feeder house Chain Applications: S650 STS, S660, S660 STS, S670, S670 STS, S680, S680 STS, S685, S690, S690 STS Features: 4 Strand, Ships Truck Freight	\$1,373.29

Order No: WN-H130530


Description	Retail
 Feeder House Chain Guide Applications: CTS, CTS II, 9400, 9410, 9450, 9500SH, 9501, 9510, 9510SH, 9600, 9610, 9650STS, 9750STS Features: 9650STS S/N -696346, 9750STS S/N -695959	\$28.93

Order No: WN-H148187


Description	Retail
 Feeder House, Feeder Chain, Wear Strip Applications: CTS, CTS II, 9400, 9410, 9450, 9500, 9510, 9550, 9600, 9610, 9650, 9550SH, 9600, 9610, 9650, 9650CTS, 9650STS, 9750CTS, Features: CTS S/N 650401-, 9400 S/N 650101-, 9450 S/N -685178, 9500 S/N 650201-, 9550 S/N	\$9.95

-685741, 9650 S/N 686075-, 9550SH S/N 685703-, 9650 S/N 686075-, 9650CTS S/N -685496, 9650STS S/N -685804, 9750CTS S/N -685840, CTS S/N 650401-


Order No: WN-H171960

Description	Retail
 Feeder House, Feeder Chain, Wear Strip Applications: S550, 9450, 9550, 9560, 9570STS, 9650, 9650CTS, 9650STS, 9660, 9660CTS, 9660STS, 9670STS, 9750STS, 9760STS, 9770STS, 9860STS, 9870STS	\$13.00

Order No: WN-H206436

Description	Retail
 Feeder House, Feeder Chain, Slat Applications: CTS, CTS II, 9400, 9410, 9450, 9500, 9500SH, 9501, 9510, 9510SH, 9501, 9510, 9510SH, 9550, 9550SH, 9560, 9560SH, 9650CTS, 9650STS, 9660STS Features: T Slat	\$18.00


Order No: WN-H207776

Description	Retail
 Feeder House, Feeder Chain, Slat Applications: 9600, 9610, 9650, 9660 Features: T Slat	\$9.00

Order No: WN-H229851

Description	Retail
Slat, Feeder House, Chain Applications: S660, S670, S680, S690, 9670STS, 9770STS, 9870STS	\$46.04


Order No: WN-H84497

Description	Retail
 Feeder House, Feeder Chain, Slat Applications: 6622, 7700, 7701, 7720, 7721 Features: T Slat 7720 S/N -458400, 7721 S/N -463600	\$18.00

Order No: WN-H85895

Description	Retail
 Feeder House, Feeder Chain, Slat Applications: 6600, 6620SH, 6620 Features: T Slat 6600 S/N -310500, 6620 Side hill S/N 552716-, 6620 S/N -452500	\$9.00

Order No: WN-H93558


Description	Retail
 Feeder House, Feeder Chain, Slat Applications: 8820 Features: T Slat	\$19.00

**Grain Conveyor: Drums**


Order No: WN-AH116698

Description	Retail
Drum Support Arm Feeder House Applications: 3300, 4400, 4420, 6620, 7720, 7721, 7722, 8820 Features: 16.75" Long	\$48.94

Order No: WN-AH126091

Description	Retail
 Feeder House Drum Arm Assembly Applications: CTS, CTS II, 9400, 9410, 9450, 9500, 9500SH, 9501, 9510, 9510SH, 9550, 9550SH, 9560SH, 9600, 9610, 9650, 9650CTS, 9650STS, 9750STS Features: 16.5" Long	\$35.00

Order No: WN-AH142393

Description	Retail
 Feeder House Drum Applications: 9600, 9610, 9650 Features: Metric Thread For Bearing Housing & Screws 9600 S/N 637232-	\$595.00


Order No: WN-AH142394




**Combine: Feeder House**

**Grain Conveyor: Drums**


Order No: WN-AH142394

Description	Retail
 Feeder House, Drum Applications: CTS II, 9400, 9410, 9450, 9500, 9500SH, 9510, 9510SH, 9550, 9560, 9560SH, 9650CTS, 9650STS, 9750STS	\$575.00


Order No: WN-AH216876

Description	Retail
 Feeder House, Drum Applications: 9670STS, 9770STS, 9870STS, S650, S660, S670, S680, S690 Features: Narrow Drum 9670STS S/N 730101-, 9770STS S/N 730101-, 9870STS S/N 730101-, S650 S/N -775000, S660 S/N -775000, S670 S/N -775000, S680 S/N -775000, S690 S/N -775000	\$375.00


Order No: WN-AH218323

Description	Retail
 Feeder House Drum Applications: 9560, 9660CTS, 9660STS, 9760STS, 9860STS Features: Uses JD9373 Bearing 9560 S/N 710392-, 9660CTS S/N 710408-	\$650.00


Order No: WN-AH218367

Description	Retail
 Feeder Roller Arm Applications: 9560, 9560STS, 9660, 9660CTS, 9660STS, 9760STS, 9860STS	\$59.00

Order No: WN-AH219987

Description	Retail
 Feeder Drum Bearing Assembly Applications: S540 STS, S550 STS, S650 STS, S660 STS, S670 STS, S680 STS, S685 STS, S690, S690 STS, 9470STS, 9560I STS, 9560STS, 9570STS, 9660STS, 9670STS, 9760STS, 9770STS, 9860STS, 9870STS, 9880I STS Features: Flange and Bearing 9560STS S/N 720101-, 9660STS S/N 720301-, 9760STS S/N 720401-, 9860STS S/N 720501-	\$63.00


Order No: WN-AH220242

Description	Retail
 Feeder House Drum Applications: 9860STS, 9660STS, 9760STS, 9870STS, 9670STS, 9770STS Features: Late 60 Series and Early 70 Series Drum	\$750.00


Order No: WN-AH84645

Description	Retail
Feeder House, Feeder Drum Applications: 6600, 6620	\$583.74


Order No: WN-H131087

Description	Retail
 Feeder House, Drum, Arm Bushing Applications: CTS, CTS II, 9400, 9410, 9450, 9500, 9501, 9510, 9510SH, 9550, 9550SH, 9560, 9560SH, 9560STS, 9600, 9610, 9650, 9650CTS, 9650STS, 9660, 9660CTS, 9660STS, 9760STS, 9750STS, 9860STS	\$4.50

Order No: WN-H131088

Description	Retail
 Eye Bolt Applications: 9400, 9500, 9600, CTS, 9410, 9510, 9610, CTSII, 9450, 9550, 9650, 9650CTS, 9650STS, 9750STS, 9860STS, 9560, 9660, 9660CTS, 9660STS, 9760STS, 9560STS, 9570STS, 9870STS, 9670STS, 9770STS, S550	\$15.00


Order No: WN-H138753

Description	Retail
 Feeder House, Feeder Chain, Roller Shaft, Bearing Housing Applications: CTS, CTS II, 9400, 9410, 9450, 9500, 9500SH, 9501, 9510, 9510SH, 9550, 9550SH, 9560SH, 9610, 9650, 9650CTS, 9650STS, 9750STS Features: 9400 S/N 635700-	\$39.00


Order No: WN-H148131

Description	Retail
Bushing, Primary Countershaft Applications: 9400, 9410, 9450, 9500, 9500SH, 9510, 9510SH, 9550, 9550SH, 9560, 9560SH, 9600, 9610, 9650, 9650CTS, 9660, 9660CTS, CTS, CTSII Features: ID 4.256", OD4.815"	\$39.81

Order No: WN-H162269

Description	Retail
 Eye Bolt Applications: 9400, 9500, 9600, CTS, 9410, 9510, 9510SH, 9610, CTSII, 7950, 7250, 7350, 7450, 7550, 7750, 7850, 7180, 7280, 7380, 7480, 7580, 7780, 7980	\$19.00

Order No: WN-JD8552

Description	Retail
 Feeder House, Drum, Bearing Applications: CTS, CTS II, 3300, 4400, 6000, 6602, 7700, 8820, 9400, 9410, 9450, 9500, 9500SH, 9501, 9510, 9510SH, 9550, 9550SH, 9560SH, 9600, 9610, 9650	\$10.50

**Grain Conveyor: Shafts**

Order No: WN-AH125195

Description	Retail
 Upper Feeder house Shaft Applications: 9600 Features: 9600 S/N -645300	\$625.00

Order No: WN-AH125196

Description	Retail
 Upper Feeder House Shaft Applications: 9400, 9500, 9501 Features: 52.18" Long 10 Tooth 9400 S/N -641500, 9500 S/N -643900	\$495.00

Order No: WN-H102194

Description	Retail
Feeder House, Shaft, Lower Applications: 6600SH, 6620SH Features: 72.62" Long 6620 Side hill S/N 610300	\$339.26

Order No: WN-H113408

Description	Retail
Upper Feeder House Shaft Applications: 6620 Features: 52.375" Long 6620 S/N 551901-	\$230.21

Order No: WN-H123733

Description	Retail
Feeder house Drum Shaft Applications: 9600, 9610, 9650 Features: 63.625" Long Use Two Feeder house Bearings part number WN-JD8552, Use Two Feeder house Drum Arm part number WN-AH126091	\$77.00

Order No: WN-H123734

Description	Retail
Feeder House, Drum, Shaft Applications: CTS, CTS II, 9400, 9410, 9450, 9500, 9500SH, 9510, 9510SH, 9550, 9550SH, 9560SH, 9650, 9650CTS, 9650STS, 9750STS Features: 52" Long	\$58.00

Order No: WN-H129658

Description	Retail
Feeder House, Shaft, Upper	\$122.00

John Deere®

**Combine: Feeder House**

**Grain Conveyor: Shafts**


**Order No: WN-H129658**

Applications: 9400, 9500, 9501, 9600  
Features: Left Hand Stub, 2.93" Long 9400 S/N -641500), 9500 S/N -643900, 9600 S/N H645300

**Order No: WN-H129681**

Description	Retail
Shaft, Feeder House, Upper Applications: CTS, CTS II, 9400, 9500, 9501, 9600 Features: Right Hand, Stub, 9.97" Long 9400 S/N -641500, 9500 S/N -643900, 9600 S/N -642300	\$237.89

**Order No: WN-H147593**



Description	Retail
Upper Feeder house Shaft Bearing Housing Applications: 9400, 9500, 9600, CTS, 9410, 9510, 9510SH, 9610, CTSII, 9450, 9550, 9550SH, 9650, 9650CTS, 9650STS, 9750STS, 9860STS, 9560, 9560SH, 9660, 9660CTS, 9660STS, 9760STS, 9560STS, 9570STS, 9870STS, 9670STS, 9770STS, S550, S660, S670, S680, S690 Features: 9400 S/N 641501-, 9500 S/N 643901-, 9600 S/N 645301-	\$70.00

**Order No: WN-H151567**

Description	Retail
Upper Feeder House Shaft Applications: 9600 Features: 73.81" Long 9600 S/N 645301-	\$325.00

**Order No: WN-H156576**

Description	Retail
Feeder House, Shaft, Upper Applications: 9410, 9450, 9510, 9510SH, 9550, 9550SH, 9560, 9560SH, 9650CTS, 9650STS, 9660CTS, 9660STS, 9750STS, 9760STS, 9860STS, CTS II Features: 62.94" Long	\$425.00

**Order No: WN-H156577**

Description	Retail
Feeder House, Shaft, Upper Applications: 9610, 9650, 9660 Features: 73.87" Long	\$550.00

**Order No: WN-H202929**

Description	Retail
Feeder House, Shaft Applications: 9560STS, 9570STS Features: Lower Reverser Gearbox, 23.48" Long 24/21 Spline	\$598.93

**Order No: WN-H203039**

Description	Retail
Upper Feeder House Shaft Applications: 9560STS Features: 53.38" Long	\$437.69

**Order No: WN-H203850**

Description	Retail
Feeder House, Shaft, Upper Applications: 9660STS, 9750STS, 9760STS, 9860STS Features: High Capacity, 63.06" Long	\$529.11

**Order No: WN-H218671**

Description	Retail
Feeder House Drum Shaft Applications: 9560, 9660CTS, 9660STS, 9670STS, 9760STS, 9770STS, 9860STS, 9870STS	\$79.00

**Order No: WN-H76631**

Description	Retail
Shaft, Feeder Conveyor Idler Applications: 6600, 6601, 6620 Features: 42.562" Long	\$49.53

**Order No: WN-H86088**

Description	Retail
Upper Feeder House Shaft Applications: 6600, 6620 Features: 52.375" Long, 1-3/4" Hex 6620 s/n -551900	\$273.58


**Order No: WN-H86089**

Description	Retail
Shaft, Feeder House Applications: 7700, 7720 Features: Upper, 63.375" Long 7720 S/N -556300	\$205.90

**Order No: WN-H86092**

Description	Retail
Feeder House, Shaft, Upper Applications: 4400, 4420-550000 Features: 46.375" Long	\$187.53

**Order No: WN-H93927**




Description	Retail
Feeder House, Shaft, Bearing Housing Applications: CTS, 4420, 6620, 7700, 7720, 8820, 9400, 9410, 9450, 9500, 9510, 9550, 9610, 9650, 9560STS, 9650STS, 9750STS, 9660STS, 9760STS, 9860STS	\$50.00

**Order No: WN-H98558**


Description	Retail
Shaft, Feeder Drum Applications: 8820 Features: 64.25" Long	\$87.13

**Order No: WN-JD10020**




Description	Retail
Feeder House, Shaft, Bearing, Upper Applications: 9650STS, 9750STS, 7720 Titan II, 8820, 9400, 9500, 9600, CTS, 9410, 9510, 9610, CTSII, 9450, 9550, 9650, 9650CTS, 9860STS, 9560, 9560SH, 9660, 9660CTS, 9670STS, 9750STS, 9760STS, 9770STS, 9860STS, 9870STS	\$34.25

**Order No: WN-JD9356**



Description	Retail
Auger, Loading, Bearing Applications: 9400, 9410, 9450, 9500, 9510, SH9510, 9550, 9560, 9550SH, 9560STS, 9570STS, 9660STS, 9760STS, 9600, 9610, 9650CTS, 9650, 9660, 9650STS, Features: 1 3/8" Bore additional Applications: 9770STS, 9660, 9860STS, CTS, CTSII, S550STS, S660STS, S670STS, S680STS, S690STS	\$16.95

**Order No: WN-JD9373**



Description	Retail
Feeder House, Shaft, Upper, Bearing Applications: 8820, 9400, 9410, 9450, 9500, 9500SH, 9510, 9510SH, 9550, 9550SH, 9560, 9560SH, 9560STS, 9570STS, 9600, 9610, 9650, 9650CTS, 9650STS, CTS, CTSII, 9660, 9670, 9750, 9770, 9860, 9870	\$25.00

**Order No: WN-JD9452**

Description	Retail
Feeder House, Shaft, Bearing, Upper Applications: 6600, 6601, 6602, 6620, 6622, 7700, 7701, 7720, 7721, 8820 Features: Includes Lock Collar, Relubable 6601 S/N 110801-, 6602 Hillside, 8820 S/N -564100	\$23.86

**Order No: WN-Z699H**

Description	Retail
Feeder House, Upper Shaft, Slip Clutch Applications: 45, 55, 95, 3300, 4400, 4420, 6600, 6601, 6602, 6620, 6622, 7700, 7701, 7720, 7721, 8820	\$6.51

**Grain Conveyor: Sprockets & Tubes**


**Order No: WN-H118583**

John Deere®


**Combine: Feeder House**

**Grain Conveyor: Sprockets & Tubes**


Order No: WN-H118583

Description	Retail
 Feeder House Chain Sprocket Applications: CTS, 6600, 6602, 6620, 6622, 7700, 7701, 7720, 7721, 8820, 9400, 9500, 9500SH, 9600 Features: 1-3/4" Hex Bore, 10 Teeth	\$44.00


Order No: WN-H118583-S

Description	Retail
 Feeder House, Feeder Chain, Sprocket Applications: 6600, 6602, 6620, 6622, 7700, 7701, 7720, 7721, 8820, 9400, 9500, 9600, CTS Features: 10 Teeth, 1-3/4" Hex Shaft, Hardened, Split Split for easy installation. Additional applications: 9500 S/N 643901-, 9600 S/N 645301-, 9500 Side hill	\$75.99


Order No: WN-H159613

Description	Retail
 Feeder House Chain Sprocket Applications: CTS II, 9410, 9450, 9510, 9510SH, 9550, 9550SH, 9560, 9560SH, 9610, 9650, 9650CTS, 9660, 9660CTS Features: Outside Sprockets, 2 Required Per Machine Forged Carbon Steel, Induction hardened Teeth, 10 Teeth, Fits 2.250" Round Shaft	\$24.00


Order No: WN-H159614

Description	Retail
 Feeder House Chain Sprocket Applications: CTS, CTS II, 9410, 9450, 9510, 9510SH, 9550, 9550SH, 9560, 9560SH, 9610, 9640, 9650, 9650CTS, 9660, 9660CTS Features: Inside Sprockets Teeth: 10, Fits 2.240" Round Shaft, 1 Required On All Models Except 9610, 9650 & 9660 Which Require 2	\$30.00

Order No: WN-H159615

Description	Retail
 Feeder House, Feeder Chain, Sprocket Applications: 9560STS, 9570STS, 9650STS, 9660STS, 9670STS, 9750STS, 9760STS, 9770STS, 9860STS, 9870STS Features: Hardened, Outside Sprockets, 2 Required Per Machine	\$35.00


Order No: WN-H159616

Description	Retail
 Feeder House, Feeder Chain, Sprocket Applications: 9560STS, 9570STS, 9650STS, 9660STS, 9670STS, 9750STS, 9760STS, 9770STS, 9860STS, 9870STS Features: Hardened, Middle Sprocket, 1 Required Per Machine	\$40.00

Order No: WN-H219634


Description	Retail
Feeder House Sprocket Applications: 9570STS, 9670STS, 9770STS, 9870STS Features: 34 Teeth	\$70.50

Order No: WN-H227474

Description	Retail
 Feeder Chain Sprocket Applications: S660, S670, S680, S685, S690, 9670STS, 9770STS, 9870 Features: Outer and Middle	\$93.00

**Reverser: Gear Box**


Order No: WN-AH150687

Description	Retail
 Oil Cooler, Reverser Applications: 9500, 9600, 9510, 9510SH, 9610, CTS II, 9550, 9550SH, 9650, 9650CTS, 9650STS, 9750STS, 9860STS, 9560, 9560SH, 9660,	\$250.00


9660CTS, 9660STS, 9760STS, 9560STS, 9570STS, 9670STS, 9770STS, S550, S660, S670, S680, S690

Features: Round Tube Cooler


Order No: WR-AH153339

Description	Retail
 Reverser, Gear Box Applications: 9600, 9610, 9650 Features: Includes Contour Master Shaft Check For Top Cooler Plug! If Exchanging Hex Shaft Reverser For Splined Shaft Reverser. The Inner Sheaved Must Be Changed To A H201579.	\$3,000.00


Order No: WR-AH153341

Description	Retail
 Reverser, Gear Box Applications: 9400, 9410, 9450, 9500, 9510, 9550, 9650CTS, 9650STS, 9750STS, CTS, CTS II Features: Includes Contour Master Shaft Check For Top Cooler Plug! 9650CTS S/N 690490-, 9650STS S/N 691932-, 9750STS S/N 691384-	\$3,000.00


Order No: WR-AH156052

Description	Retail
 Reverser, Gear Box Applications: 8820, 9600, 9610 Features: Includes Header Driveshaft Only Check For Top Cooler Plug!	\$2,800.00

Order No: WR-AH156053


Description	Retail
 Reverser, Gear Box Applications: 7720, 9400, 9410, 9500, 9510, CTS Features: Includes Header Driveshaft Only Check For Top Cooler Plug!	\$2,800.00

Order No: WR-AH204585


Description	Retail
 Reverser, Gear Box Applications: 9650STS, 9660, 9660CTS, 9660STS, 9750STS, 9760STS, 9860STS Features: High Capacity with Split Shaft, Pump, Hydraulic Shift 9650STS s/n 417000-, 9750STS s/n 417000-	\$3,250.00

**Reverser: Gears**


Order No: WN-AH105040

Description	Retail
 Feeder house Reverser Gearbox Ring Gear Applications: CTS, CTS II, 6620, 7720, 8820, 9400, 9410, 9450, 9500, 9501, 9510, 9510SH, 9550, 9550SH, 9560, 9600, 9610, 9650, 9650CTS, 9650STS, 9750STS Features: Ring Gear, Standard Capacity Gear Box 6620 S/N 610731-, 6622 S/N 507051-, 7720 S/N 612194-, 7722HS, 8820 S/N 404351-, 9400, 9410, 9450 S/N -700100, 9650 S/N -700300, Standard, 9650CTS S/N -700400, Standard, 9650STS S/N -700500, Standard, 9750STS S/N -700600, Standard	\$275.00

Order No: WN-CE18522

Description	Retail
 Reverser, Gears, Pinion Applications: 9660STS, 9670STS, 9760STS, 9770STS, 9860STS, 9870STS Features: 29 Teeth Sprocket, 14 Teeth Gear	\$230.00

Order No: WN-H106073

Description	Retail
 Reverser Gear Applications: CTS, CTS II, 6620, 6620SH, 6622, 7720, 8820, 9400, 9410, 9450, 9500, 9501, 9510, 9510SH, 9550, 9550SH, 9560, 9600, 9610, 9650, 9650CTS, 9650STS, 9750STS Features: Output, 10 / 38 Teeth, 3.983" Dia, Standard Capacity Gearbox 6620 SH S/N 610731-, 6622 S/N 507051-, 7720 S/N 612194-, 8820 S/N	\$110.00



**Combine: Feeder House**

**Reverser: Gears**

**Order No: WN-H1106073**

8820 S/N 464351-, 9400, 9410, 9450 S/N -700100, 9500 SH, 9510 SH, 9550 S/N -700200, 9650 S/N -700300, 9650CTS S/N -700400, 9650STS S/N -700500, 9750STS S/N -700600

**Order No: WN-H132328**



Description	Retail
Shifter, Collar, Reverser Gear Box Applications: CTS, CTS II, 4425, 4435, 6620, 6622, 7720, 8820, 9400, 9410, 9450, 9500, 9500SH, 9501, 9510, 9510SH, 9550, 9550SH, 9560SH, 9600, 9610, 9650, 9650CTS, 9650STS, 9750STS Features: Additional Models: 6620 Side Hill S/N 610301-, 6622 S/N 507051-, 7720 S/N -626800, 8820 S/N -626300, 9450 S/N -700100, 9550 S/N -700200, 9600, 9610, 9650 S/N -700300, 9650CTS S/N -700400, 9650STS S/N -700500, 9750STS S/N -700600	\$129.00

**Order No: WN-H1166216**



Description	Retail
Reverser Gearbox Input Gear Applications: CTS, CTS II, 6620, 6622, 7720, 7722, 9400, 9410, 9450, 9500, 9500SH, 9501, 9510, 9510SH, 9550, 9550SH, 9600, 9610, 9650, 9650CTS, 9650STS, 9750, 9750STS Features: 5.91" Long, 21 Teeth 6620 S/N 610731-, 6622 S/N 507051-, 9450 S/N -690217, 9550 S/N -690799, CTS (for use with AH134864, AH145314, AH156053, AH156049), CTSII (for use with AH156049), 6620 S/N 610731-, 6622 S/N 507051-, 7720 S/N 612194-, 7722, 8820 S/N 464351-, 9400 (for use with AH134864, AH145314, AH156053, AH156049), 9410 (for use with AH156053, AH156049), 9450 S/N -690217, 9500 (for use with AH134864, AH145314, AH140341, AH156053, AH156049, AH156054), 9500 SH (for use with AH134864, AH145314, AH140341, AH156053, AH156049, AH156054), 9500 SH (for use with AH134863, AH145315, AH156052, AH156050), 9500 SH (for use with AH156052, AH156050), 9501, 9510 (for use with AH156049, AH156053, AH156054), 9510 SH (for use with AH156049, AH156053, AH156054), 9550 S/N -690799, 9550 SH S/N -690719, 9600 (for use with AH134863, AH145315, AH156052, AH156050), 9610 (for use with AH156052, AH156050), 9650 S/N -690820, 9650 CTS S/N -690489, 9650 STS S/N -691931, 9750 STS S/N -691383	\$160.00

**Order No: WN-H1168994**



Description	Retail
Reverser Pinion Gear Applications: CTS, CTS II, 6620, 7720, 8820, 9400, 9410, 9450, 9500, 9501, 9510, 9510SH, 9550, 9550SH, 9560, 9600, 9610, 9650, 9650CTS, 9650STS, 9750STS Features: 16/24 Teeth, 3.15" Diameter, Standard Capacity Gear Box 3 Needed	\$90.00

**Order No: WN-H201578**



Description	Retail
Reverser, Gear, Input Applications: CTS, CTS II, 9400, 9410, 9500, 9500SH, 9510, 9450, 9550, 9550SH, 9510, 9550, 9550SH, 9560SH, 9600, 9610, 9650, 9650CTS, 9650STS, 9750STS Features: 7.06" Long, 21 Teeth (CTS, CTS II, 9400, 9410, 9500, 9500SH, 9510 All w/ AH153341 Gear Case), 9450 S/N 690218-, 9550S/N 690800-, 9550SH S/N 690720-, 9510 (w/ AH153341 Gear Case), 9550 (SN 690800->), 9550SH (SN 690720->), 9560SH, 9600 (w/ AH153339 Gear Case), 9610 (w/ AH153339 Gear Case), 9650 (SN	\$180.00

690821->), 9650CTS (SN 690490->), 9650STS (SN 691932->), 9750STS (SN 691384->)

**Order No: WN-Z12714**

Description	Retail
Reverser, Gears, Pinion Applications: 9450, 9550, 9560, 9650, 9660, 9650CTS, 9660CTS, 9550SH, 9560SH, 9560STS, 9570STS, 9650STS, 9660STS, 9670STS, 9750STS, 9760STS, 9770STS Features: 24 Teeth Sprocket, 14 Teeth Gear, .814" Pin Dia, 3.071" Long	\$247.50

**Reverser: Related Parts**

**Order No: WN-AH201415**

Description	Retail
Sheave, Outer Pulley, Feeder House Applications: 9550, 9650, 9650CTS, 9650STS, 9750STS Features: Hi-Capacity, 12.510" OD, 4.875" ID	\$195.00

**Order No: WN-AH201417**

Description	Retail
Reverser, Sheave, Outer Applications: CTS, CTSII, 9400, 9410, 9450, 9500, 9500SH, 9510, 9510SH, 9550, 9550SH, 9560CTS, 9570STS, 9600, 9610, 9650, 9650CTS, 9650STS, 9660, 9660CTS, 9670STS, 9760STS, 9770STS Features: Standard Capacity	\$195.00

**Order No: WN-AH96938**

Description	Retail
Feeder house Front Shaft Sprocket Applications: 8820, 9600, 9610 Features: 60 Chain, 14 Teeth, 1.172" Bore Dia, 2.697" Length	\$30.00

**Order No: WN-AN102383**

Description	Retail
Feeder House, Coupler, Drive Chain Applications: CTS, CTS II, 3300, 4400, 4420, 4425, 4435, 4435 HYDRO, 6600, 6620, 7700, 7720, 7721, 8820, 9400, 9410, 9500, 9510, 9600, 9610, 1092, 1290, 1291, 1293, 443, 243, 643, 843, 1243, 244, 444, 644, 844, 1244, 592, 594, 693, 694, 893, 894, 5720, 5730, 5820, 5830, 6610, 6650, 6710, 6750, 6810 Features: Fits John Deere Forage Harvesters 6850, 6910, 6950, 7200, 7250, 7300, 7350, 7400, 7450, 7500, 7550, 7700, 7750, 7800, 7850, 7950, 7180, 7280, 7380, 7480, 7580, 7780, 7980	\$18.00

**Order No: WN-H158575**

Description	Retail
Sheave, Inner Pulley, Feeder House Applications: 9550, 9650, 9650CTS, 9650STS, 9750STS Features: Hi-Capacity, 12.524" OD, 2.128" ID	\$285.00

**Order No: WN-H168126**

Description	Retail
Feeder House, Sheave, Half, Inner Applications: CTS, CTS II, 6620, 7720, 8820, 9400, 9410, 9450, 9500, 9510, 9550, 9600, 9610, 9650, 9650CTS, 9650STS Features: Uses 34M7255 Spring Pin 9550 S/N -690800, 9650 S/N -690820, 9650CTS S/N -690489	\$320.00

**Order No: WN-H201579**

Description	Retail
Inner Half Sheave, Feeder House Applications: 9450, 9550, 9560, 9560SH, 9560STS, 9570STS, 9600, 9610 Features: 12.524" OD 9450 S/N 690518-, 9550 S/N 690801-, (9560STS, 9570STS, All Regular Duty), (9600, 9610, All Use w/ AH153339)	\$290.00


**Order No: WN-JD10010**

John Deere®


**Combine: Feeder House**

**Reverser: Related Parts**


Order No: WN-JD10010

Description	Retail
 Ball Bearing Applications: CTS, CTS II, 6620, 6622, 7720, 8820, 9400, 9410, 9450, 9500, 9500SH, 9510, 9510AH, 9500, 9550SH, 9560SH, 9600, 9610, 9650 Features: Additional Applications: 9450 S/N -700100, 9650CTS, 9650STS S/N 700500, 9750STS S/N -700600, (9500, 9550SH S/N -700200)	\$32.89


Order No: WN-JD10011

Description	Retail
 Reverser, Input Shaft, Bearing Applications: CTS, CTS II, 6620, 7720, 8820, 9400, 9410, 9450, 9500, 9500SH, 9510, 9510SH, 9550, 9550SH, 9560SH, 9600, 9610, 9650, 9650CTS, 9650STS, 9660	\$28.00


Order No: WN-JD10343

Description	Retail
 Cylinder, Shaft, Bearing Applications: CTS, CTS II, 9400, 9410, 9450, 9500, 9500SH, 9501, 9510, 9510SH, 9550, 9550SH, 9560, 9560SH, 9600, 9610, 9650, 9650CTS, 9660, 9660CTS,	\$39.00

Order No: WN-JD8819

Description	Retail
 Bearing, Needle Applications: CTS, CTS II, 6620, 7720, 8820, 9400, 9410, 9450, 9500, 9501, 9510, 9510SH, 9550, 9550SH, 9560, 9600, 9610, 9650, 9650CTS, 9650STS, 9750STS Features: Reverser Gear Box, Standard Capacity Gear Box	\$13.00

Order No: WN-R33079

Description	Retail
 Shaft, Pinion Applications: CTS, CTS II, 6620, 7720, 8820, 9400, 9410, 9450, 9500, 9501, 9510, 9510SH, 9550, 9550SH, 9560, 9600, 9610, 9650, 9650CTS, 9650STS, 9750STS Features: Standard Capacity Gear Box	\$9.00

**Reverser: Shafts**

Order No: WN-AH125454

Description	Retail
Feeder House, Shaft Applications: 9400, 9410, 9450, 9500, 9501, 9510, 9550, 9560, 9560STS, 9570STS, 9600, 9610, 9650, 9650CTS, 9650STS, 9660, 9660CTS, 9660STS, 9670STS	\$121.96


Order No: WN-AH135606

Description	Retail
Feeder House, Shaft, Header Drive Applications: 9500 Sidehill, 9510 Sidehill, 9550 Sidehill, 9560 Sidehill Features: With Hub, Front Variable Drive Sheave & Mountings	\$487.32


Order No: WN-AH136873

Description	Retail
Feeder House, Shaft, Front Variable Drive Sheave & Mounting Applications: 9400, 9410, 9500, 9510, CTS, CTS II Features: 83.62" Long, For Combines With Contour Master Feeder House 9400 S/N 660101-31JA00, 9410 S/N -680231, 9500 S/N -31JA00, 9510, CTS S/N 660401-31JA00, CTS II S/N -31JA00	\$906.76


Order No: WN-AH152937

Description	Retail
 Reverser Shaft Applications: CTS, CTS II, 9400, 9410, 9450, 9500, 9510, 9550, 9650CTS, 9650STS, 9750STS Features: 83.69" Long, For Contour Master Feeder House (CTS, CTS II, 9400, 9410 s/n680232-, 9450, 9500, 9510, 9550, All w/Contour Master), 9650CTS s/n -700400, 9650STS s/n 700500, 9750STS	\$395.00


Order No: WN-AH152939

Description	Retail
 Reverser Shaft Applications: 9600, 9610, 9650 Features: 94.5" Long, For Machine with Contour Master Feeder House	\$415.00


Order No: WN-AH97641

Description	Retail
 Reverser, Shaft Applications: 6620 Features: 91.625" Long 6620 Level Land w/ Reverser	\$395.00

Order No: WN-AH97642

Description	Retail
 Reverser Shaft Applications: CTS, CTS II, 9500, 9500SH, 9510, 7720, 9400, 9410, 9501, 9510SH Features: 91.437" Long, For Variable or Fixed Speed 9400 S/N -660100	\$390.00

Order No: WN-AH97643

Description	Retail
 Reverser Shaft Applications: 8820, 9600, 9610 Features: 91.44" Long, Variable or Fixed Speed All with Variable or Fixed Speed	\$385.00


Order No: WN-H113407

Description	Retail
Feeder House, Shaft, Upper Applications: 7720 Features: 63.875" Long 7720 (Regular Variable Speed S/N 555601-, Long fixed Drive with Reverser S/N 556301-, Regular Fixed Drive with Reverser S/N 556301-615200, Regular Fixed Drive without Reverser S/N 615301-)	\$244.44


Order No: WN-H115230

Description	Retail
Feeder House, Shaft Applications: 4400, 4420, 6600, 6620, 7700, 7720, 8820 Features: 91-1/2" Long,	\$263.01


Order No: WN-H150662

Description	Retail
 Reverser, Bearing Housing Applications: 6620, 9500, 9400, 9600, CTS, 9410, 9510, 9510SH, 9610, CTSII, 9450, 9550, 9550SH, 9650, 9650CTS, 9650STS, 9750STS, 9560, 9560SH Features: Cast Iron Style	\$45.00

Order No: WN-H151566

Description	Retail
 Feeder House, Shaft Applications: 9400, 9500, 9500SH Features: Upper 9400 S/N 641501-, 9500 S/N 643901-	\$350.00

Order No: WN-H177985

Description	Retail
 Reverser Gearbox Shaft Applications: 9650CTS, 9650STS, 96609450, 9500SH, 9550, 9560, 96509660, 9680, 9750, 9860, 9880 Features: 18.18" Long, 24/21 Spline 9650CTS S/N 700401-, 9650STS S/N 700501-, 96609450 S/N 700101-, 9500SH S/N 700201-, 9550 S/N 700201-, 9560, 9650 S/N 700301-	\$329.69

**Combine: Feeder House**


**Reverser: Shafts**

Order No: WN-H177985

Order No: WN-H202940

Description	Retail
Reverser, Shaft Applications: 9450(SN 700101>, 9550(SN 700201>, 9550SH(SN 700201>, 9560, 9560SH, 9560STS, 9650CTS(SN 700401>, 9650STS(SN 700501>, 9660, 9660CT Features: 70.81" long	\$332.06


Order No: WN-H207015

Description	Retail
 Feeder House Input Gear Applications: 9560, 9560STS, 9570STS, 9660, 9660CTS, 9660STS, 9670STS, 9770STS, 9860STS Features: 21 Tooth, 7.06" Long	\$235.00

Order No: WN-H213514


Description	Retail
Shaft, Reverser Gearbox Applications: 9660STS, 9670STS, 9760STS, 9770STS, 9860STS, 9870STS Features: High Torque Reverser, 18.18" Long, 24/21 Spline	\$434.44

Order No: WN-JD9202


Description	Retail
 Reverser, Shaft, Bearing Applications: CTS, CTS II, 3300, 4400, 4420, 6600, 6601, 6602, 6620, 6622, 7700, 7701, 7720, 7721, 7722, 8820, 9400, 9410, 9450, 9500, 9500SH, 9501, 9510	\$14.50

**Rock Trap: Door**

Order No: WN-AH162292

Description	Retail
 Feeder House, Plate, Hinge Applications: 9610, 9650, 9660	\$176.28

Order No: WN-AH90845

Description	Retail
 Feeder House, Support, Stone Trap Applications: 7700, 7701, 7720, 7721	\$132.71

Order No: WN-H148020

Description	Retail
Stone Trap Hinge Applications: 9600, 9610	\$83.96

**Rock Trap: Shafts**


Order No: WN-H77755

Description	Retail
Feeder House Idler Shaft Applications: 7700, 7701, 7720, 7721, 7722 Hillside Features: 53.375" Long	\$47.50

**Combine: Filters**

**Filters: Engine Oil**

Order No: WN-18A303

Description	Retail
 Filter, Oil Applications: 3300, 4400, 4420, 6600, 7700, 1010, 1020, 1030, 1040, 1120, 1130, 1140, 1250, 1450, 1520, 1530, 1630, 1640, 1830, 1840, 2010, 2020, 2030, 2040 Features: Spin On Type	\$7.30

**Filters: Fuel**


Order No: WN-AR50041

Description	Retail
Fuel Filter Applications: Various Features: Diesel with Roosa-Master Fuel Injection	\$14.70

**Combine: Fuel System**

**Fuel Tank & Related: Fuel Pumps**


Order No: WN-AH130127

Description	Retail
 Fuel Pump Applications: 1065, 1068, CTS, CTS II, 3300, 4400, 4420, 4425, 6600, 6602, 6620, 7720, 8820, 9400, 9410, 9450, 9500, 9500SH, 9510, 9510SH, 9550, 9600, 9610, 9650, 9650CTS Features: 12 Volt Electric	\$50.00

Order No: WN-NR-97350


Description	Retail
Gasket, Fuel Transfer Pump Applications: 820, 830, 840, 930, 940, 1020, 1030, 1040, 1120, 1130, 1140, 1350, 1520, 1430, 1550, 1630, 1640, 1750, 1830, 1840, 1850, 1950, 2020, 2030, 2040 Features: 2120, 2130, 2140, 2150, 2155, 2240, 2255, 2350, 2355, 2355N, 2440, 2450, 2510, 2520, 2550, 2555, 2630, 2640, 2650, 2750, 2755, 2840, 2850, 2855, 2940, 2950, 2955, 3030, 3040, 3050, 3055, 3120, 3130, 3140, 3150, 3155, 3255, 3640, 3650, 4030, 4050 s/n 6593-, 4400, 4420, 4425, 5000, 5200, 5300, 5310, 5400, 5400N, 5410, 5500, 5500N, 5510, 6100, 6200, 6210, 6300, 6310, 6400, 6410, 6500, 6510, 6600, 6800, 6900, 9900, 9910, 9920, 9930	\$0.80

Order No: WN-RE65265

Description	Retail
 Fuel Pump Hand Primer Applications: 4050, 4250, 4450, 4560, 4640, 6620, 9500, 9550, 9550 Sidehill, 9650, 9650CTS, 9610, 6620.4050, 4250, 4450, 4560, 4640, 4650, 4760, 4840, 4850, 4960, 644C, 644D, 7020, 744E, 7520, 7610, 7710, 7810, 8100T, 8110, 8200T, 8210, 8300T, 8310, 8400T, 8410, 844, 8440, 8450, 8570, 8640, 8650 Features: 9500 Maximizer, 9500 Side hill, 9610 Maximizer, Tractor: (7610, 7710, 7810, All S/N -089999), 8770, 8870, 8970, 9100, 9200, 9300, 9400	\$29.00


**Fuel Tank & Related: Fuel Tanks**

Order No: WN-R34765

Description	Retail
 Fuel Injector Boot Applications: 500, 510, 600, 644, 770, 772A, 3020, 4000, 4020, 4230, 4520, 5020, 5200, 5400, 6030, 6600, 7700, 7520 Features: Fuel Line to Injector, 12 Per Pack, Priced Per Pack	\$23.32

**Injection Pumps & Related: Injectors**


Order No: WN-AR50781

Description	Retail
 Injector Applications: 3020, 4000, 4020, 4230, 4520, 6600, 7700 Features: 3020 S/N 123000-, 4000, 4020 S/N 201000-, 4230 S/N -499999, 4520 S/N 245535-303518, 6600, 7700	\$39.50

Order No: WN-AR74665

Description	Retail
Injector Applications: 6600, 6602, 6620, 6622, 7700, 7720, 4050, 4250, 4430, 4440 Features: 6600 w/ 6404T Eng, (4050, 4250 both w/6466TR Eng), 4430 S/N 445570-	\$64.75

Order No: WN-AR89564

Description	Retail
 Injector, Pencil Applications: 820, 830, 940, 1020, 1030, 1040, 1140, 1350, 1420, 1520, 1530, 1550, 1630, 1750,	\$42.00

John Deere®



**Combine: Fuel System**

**Injection Pumps & Related: Injectors**

**Order No: WN-AR89564**

1850, 2020, 2030, 2040, 2130, 2150, 2155, 2240, 2250, 2255, 2355, 2440, 2450, 2520, 2555, 2650, 2840, 2950, 2955, 4030, 4400, 4420, 435, 5200, 5400, 6600, 9900, 710, 610, 544, 540, 480, 450, 444H, 444E, 444D  
 Features: Fits John Deere Industrial(s) 210, 300, 300B, 301, 301A, 302, 302A, 310, 315, 350, 380, 400, 401, 410, 444, , Fits John Deere Hay Equipment(s) 2270, 2280, 2420, 3430

**Order No: WN-RE25253**

Description	Retail
Injector Applications: 8300, 8560, 8570, 9500, 9600, CTS, 9960, 9965 Features: 7x.255 Nozzle Tip	\$114.00

**Order No: WN-RE38087**



Description	Retail
Fuel Injector Applications: 6200, 6300, 6400, 7200, 7400, 7455, 7500, 9930, 300, 315, 344, 410B, 444, 444E, 450, 455, 510, 540, 544, 548, 550, 555, 570, 590, 595, 624, 640, 643, 650, 653, 655, 670, 690, 693, 710, 710D, 740, 750, 755, 790, 8875, 6500, 6600 Features: Pencil Type for 300 Series Motors Marked as 28485 9930 engine S/N 300000-, 9930 engine S/N 300000-	\$82.58

**Order No: WN-RE46364**

Description	Retail
Injector Applications: 4555, 4560, 4755, 4760, 4955, 4960, 644E, 770B, 740E, 748E, 748G, 9500, 9600, 644E, 644ER, 740G, 770B, 770BH, 772B, 772BH, 892ELC Features: Bosch Replacement	\$98.33

**Order No: WN-RE48786**

Description	Retail
Injector, Pencil Applications: TC444H, 120, 210LE, 310E, 310SE, 315SE, 344H, 410E, 444H, 444HCL, 450G, 450H, 455G, 485E, 486E, 488E, 550H, 555G, 650G, 650H, 4890, 5210, 5310	\$63.90

**Order No: WN-SE500105**

Description	Retail
Injector Applications: 4040, 4230, 6600 Sidehill Features: 4230 E S/N 500000- With Pump #AR73524, 6600 Side hill E S/N 500000- With Pump #AR73525	\$61.56

**Injection Pumps & Related: Lines & Fittings**

**Order No: WN-NAT-27622**

Description	Retail
Injector, Fuel Line, Connector Kit Applications: 820, 830, 840, 930, 940, 1020, 1030, 1040, 1120, 1130, 1140, 1350, 1520, 1530, 1550, 1630, 1640, 1750, 1830, 1840, 1850, 1950, 2020, 2030, 2040 Features: Hose Barb Style, 3 Pieces Additional Applications: 2120, 2130, 2140, 2150, 2155, 2240, 2255, 2350, 2355, 2355N, 2440, 2450, 2510, 2520, 2550, 2555, 2630, 2640, 2650, 2750, 2755, 2840, 2850, 2855, 2940, 2950, 2955, 3030, 3040, 3050, 3055, 3120, 3130, 3140, 3150, 3155, 3255, 3640, 3650, 4030, 4050 s/n 6593-, 4400, 4420, 4425, 50005300, 9900, 9910, 9920, 9930	\$7.00

**Order No: WN-R51936**

Description	Retail
Injector, Line, Grommet Applications: 4400, 4420, 6620, 7720, 8820, 9400, 9410, 9450, 9500, 9510, 9550, 9600, 9610, 9650, 2020, 2030, 2040, 2150, 2155, 2240, 2255, 2350,	\$1.10

2355, 2440  
 Features: Priced Individually, 2 per Package

**Order No: WN-R79605**

Description	Retail
Injector, Line, Grommet Applications: 3300, 4400, 4420, 6620, 7720, 8820, 9400, 9410, 9500, 9510, 9600, 1020, 1030, 1130, 1520, 1830, 2020, 2030, 2040, 2130, 2150, 2155, 2240, 2255 Features: Priced Individually, 2 per Package	\$1.50

**Order No: WN-R79606**

Description	Retail
Injector, Line, Fitting Applications: 4040, 4050, 4055, 4240, 4250, 4255, 4440, 4450, 4455, 4555, 4560, 4640, 4650, 4755, 4760, 4840, 4850, 4955, 4960, 6620, 7700 Features: Tee, Nozzle Return	\$6.50

**Order No: WN-T23425**



Description	Retail
Fuel Injection T-Boot Applications: 820, 920, 1020, 1120, 2020, 2120, 2510, 4040, 4240, 4430, 4440, 4630, 4640, 4840, 8430, 8630, 6600, 7700, 7720, 3120, 300, 350, 400, 450, 480, 544, 544A, 570, 570A, 690B, 693B, 740, 743, 762 Features: Priced Each, 25/Pkg	\$4.50

**Combine: Grain Handling**

**Elevators: Augers**

**Order No: WN-AH105856**

Description	Retail
Auger Lower Clean Grain Applications: 8820 Features: 96-1/2" Long, 7.00" Right Hand Flighting 8820 S/N 464351-	\$245.86

**Order No: WN-AH107400**

Description	Retail
Auger, Clean Grain, Lower Applications: 8820 Features: 94 1/2" Long 8820 S/N -464350	\$242.11

**Order No: WN-AH107442**

Description	Retail
Auger Lower Clean Grain Applications: 7720, 7721 Features: 83-3/4" Long, 6-3/4" Diameter, RH Flighting	\$194.06

**Order No: WN-AH122337**

Description	Retail
Auger, Return, Lower Applications: 8820 Features: 97" Long, 5-1/8" LH Flighting 8820 S/N 610701-	\$262.38

**Order No: WN-AH125894**

Description	Retail
Auger, Return, Upper Applications: 9600, 9610, 9640, 9650, 9660, 9680 Features: 71-3/4" Long, 4-3/4" RH Flighting	\$180.00

**Order No: WN-AH125895**

Description	Retail
Auger, Return, Upper Applications: CTS, CTS II, 9400, 9410, 9450, 9500, 9500SH, 9501, 9510, 9510SH, 9540, 9550, 9550SH, 9560, 9560SH, 9580, 9650, 9650CTS, 9660CTS, 9780 Features: 63-1/16" Long, 5" RH Flighting	\$195.00

**Order No: WN-AH127650**

Description	Retail
Auger, Return, Upper Tailings Applications: 6620 Features: 69.562" Long, 5.000" RH Flighting, 1.375" Shaft Diameter 6620 S/N 610301-	\$274.97

**Combine: Grain Handling**

**Elevators: Augers**

Order No: WN-AH127650

Order No: WN-AH127651

Description	Retail
Auger, Return, Upper Applications: 7720, 7721, 7722 Features: 7720 S/N 610501-, 7721 S/N 610601-, 7722 S/N 610501-	\$266.71

Order No: WN-AH127652

Description	Retail
Auger, Return, Upper Applications: 8820 Features: 91-1/2" Long, 4-3/4" RH Flighting	\$274.28

Order No: WN-AH141576

Description	Retail
Auger, Clean Grain, Lower Applications: 9600, 9610	\$295.00

Order No: WN-AH141577

Description	Retail
Auger, Clean Grain, Lower Applications: CTS, CTS II, 9400, 9410, 9500, 9500SH, 9510, 9510SH Features: 79-3/8" Long, 8-1/2" RH Flighting	\$285.00

Order No: WN-AH146313

Description	Retail
Auger, Return, Lower Applications: 9600, 9610, 9640, 9650, 9660, 9680 Features: 105-5/8" Long, 5-1/8" LH Flighting	\$230.00

Order No: WN-AH146322

Description	Retail
Auger, Return, Lower Applications: 9400, 9410, 9450, 9500, 9510, 9510SH, 9540, 9550, 9550SH, 9560, 9580, 9650, 9780 Features: 94-1/2" Long, 5-1/8" LH Flighting	\$237.50

Order No: WN-AH147472

Description	Retail
Auger, Tailings, Lower Applications: 9650STS, 9660STS, 9670STS, 9750STS, 9760STS, 9770STS, 9860STS, 9870STS Features: 6.5" RH Flighting, A-71.87", B-1.180", C-1.37", D-.934"	\$215.00

Order No: WN-AH149179

Description	Retail
Tube, Return/Tailings Auger, Upper Applications: 9600, 9610, 9640I WTS, 9640WTS, 9650, 9660, 9660I WTS, 9660WTS, 9680I WTS, 9680WTS Features: Wide, Ships Truck Freight (9640I WTS, 9640WTS, 9660I WTS, 9660WTS, 9680I WTS, 9680WTS all S/N -076057)	\$494.36

Order No: WN-AH149180

Description	Retail
Upper Tube, Return/Tailings Applications: 9400, 9410, 9450, 9500, 9500SH, 9510, 9510SH, 9550, 9550SH, 9560, 9560SH, 9650CTS, 9660, 9660CTS, CTS, CTS II	\$488.32

Order No: WN-AH162153

Description	Retail
Auger, Clean Grain, Lower Applications: 9650, 9660 Features: 92-7/8" Long	\$450.00

Order No: WN-AH162154

Description	Retail
Auger Lower Clean Grain Applications: 9450, 9550, 9550SH, 9560, 9560SH, 9650CTS, 9650STS, 9660CTS, 9660STS,	\$445.00

9750STS, 9760STS, 9860STS  
Features: Lower, A=82.125", B=1.58", C=1.18", D=0.983"

Order No: WN-AH173595

Description	Retail
Auger, Unloader, Horizontal Applications: 9560, 9560SH, 9560STS, 9570STS, 9660, 9660CTS, 9660STS, 9760STS, 9770STS Features: 156" Long, 3.5" Dia., 1.25" Hex Shaft, 11.75" LH Fl, Outer	\$722.00

Order No: WN-AH201797

Description	Retail
Auger Horizontal Unloading Applications: 9660STS, 9670STS, 9760STS, 9770STS, 9860STS, 9870STS Features: A=95.06", B=2.875", C=15.25" LH Flighting, High Output Unloading auger bearing (2) use WN-JD9373	\$750.00

Order No: WN-AH201865

Description	Retail
Tailings Floor, Trough Applications: 9650STS, 9750STS, 9880STS Features: 9880STS European Edition, s/n-705800	\$139.75

Order No: WN-AH202510

Description	Retail
Auger, Tailings, Lower Applications: 9560STS, 9570STS	\$215.00

Order No: WN-AH203021

Description	Retail
Auger, Unloading, Horizontal Applications: 9660STS, 9670STS, 9760STS, 9770STS, 9860STS, 9870STS Features: A=160-5/8", B=3-1/2", C=1-3/4" Hex, High Output	\$940.00

Order No: WN-AH209421

Description	Retail
Auger, Tailings, Upper Applications: 9650STS, 9660STS, 9750STS, 9760STS, 9860STS Features: 28.25" Long, 5.75" Left Hand Flighting	\$131.69

Order No: WN-AH218246

Description	Retail
Auger, Clean Grain, Lower Applications: 9560STS, 9570STS Features: High Wear	\$340.00

Order No: WN-AH75435

Description	Retail
Auger, Return/Tailing, Upper Applications: 6600, 6601, 6602, 6620, 6622 Features: 69" Long, 4.75" RH Flighting, 0.875" Shaft Diameter 6620 S/N -610300	\$168.57

Order No: WN-AH75436

Description	Retail
Auger, Return/Tailing, Upper Applications: 7700, 7701, 7720, 7721 Features: 79.875" Long, 4.75" RH Flighting, 0.875" Shaft Diameter 7720 S/N -610500, 7721 S/N -610600	\$248.40

Order No: WN-AH75836

Description	Retail
Auger, Return, Lower Applications: 6600, 6601, 6602 Features: 72-3/16" Long, 4-1/2" LH Flighting	\$163.81

Order No: WN-AH76573

Description	Retail
Auger, Return/Tailings, Upper Applications: 3300, 4400, 4420 Features: 34.125" Long, 4.000" RH Flighting, 0.875" Shaft Diameter	\$160.19

John Deere®

**Combine: Grain Handling**

**Elevators: Augers**

**Order No: WN-AH76772**

Description	Retail
Auger, Clean Grain, Lower Applications: 4400, 4420 Features: 63" Long, 6" RH Flighting	\$164.15

**Order No: WN-AH83899**



Description	Retail
Auger, Clean Grain, Extension Applications: 4400, 6600, 7700 Features: With Door 4400 S/N -151501, 6600 S/N -156500, 7700 S/N -163901	\$185.50

**Order No: WN-AH91283**

Description	Retail
Auger, Clean Grain, Lower Applications: 6620, 6622 Features: A - 72.625", B - 1.250", 6.750" RH Flighting 6622 S/N 610401-	\$219.90

**Order No: WN-AH91468**



Description	Retail
Auger, Clean Grain, Lower Applications: 6600, 6601 Features: 72-1/4" Long, 7" RH Flighting	\$239.40

**Order No: WN-AH93662**

Description	Retail
Auger, Return/Tailing, Lower Applications: 6620, 6622 Features: 72-3/4" Long, 4-1/4" LH Flighting 6620 S/N -610300, 6622 S/N -610400	\$256.44

**Order No: WN-AH93663**

Description	Retail
Auger, Return/Tailing, Lower Applications: 7720, 7721, 7721 Features: 83-3/8" Long, 4-1/4" LH Flighting 7720 S/N -610500, 7721 S/N -610600, 7721 S/N -610500	\$227.19

**Order No: WN-JD10384**



Description	Retail
Auger, Clean Grain, Bearing Applications: 9450, 9550, 9550SH, 9560, 9560SH, 9560STS, 9660STS, 6760STS, 9640, 9660, 9680, 9650, 9650STS, 9750STS, 9660, 9660CTS, 9750, S660, S670 Features: Additional Application: S680	\$19.95

**Order No: WN-JD39102**



Description	Retail
Elevator, Clean Grain, Lower Auger, Bearing Applications: 9400, 9410, 9450, 9500, 9500SH, 9510, 9510SH, 9550, 9550SH, 9560, 9560SH, 9560STS, 9570STS, 9600, 9610, 9650, 9760CTS, 9870STS Features: Left Hand, Includes AZ10044 Lock Collar	\$11.25

**Order No: WN-JD39103**



Description	Retail
Bearing Lower Auger Clean Grain Applications: 9400, 9410, 9450, 9500, 9501, 9510, 9510SH, 9550, 9550SH, 9560, 9560SH, 9600, 9610, 9640, 9660, 9680, 9650CTS, 9650, 9660, 9660CTS, CTS, CTS II Features: Right Hand, Includes AZ10045 Lock Collar	\$11.75

**Order No: WN-JD9313**



Description	Retail
Bearing, Lower Return/Tailings Auger Shaft Applications: 9400, 9410, 9450, 9500, 9510, 9550, 9560, 9600, 9610, 9650, 9650CTS, 9660, 9660CTS, 770, 780, 785, 7760, 9900, 9910, 9920, 9930, 9935, 9940, 9950, 9976, 9986, 9996, 280,	\$11.95

282, 283, 484, 7440, 7445, 7450, 7455, 220, 230, 1380, 1424, 330, 335, 375, 385, 430, 435, 446, 447, 448, 456, 457, 458

Features: Additional Applications:466, 467, 468, 468S, 530, 535, 540, 545, 546, 547, 550, 556, 557, 558, 565, 566, 567, 568, 572, 575, 582, 592, 50A SERIES, 327, 328, 337, 338, 347, 348, 466, 467, 468, CTS, CTS II, 6600 Side hill, 6620 Side hill, 6622, 7722 Hillside, 9500SH, 9501, 9510, 9510SH, 9550SH, 9560SH, 2305, 2720, 3120, 3320, 3520, 4115, 3800, 5200, 5400, 5440, 5460, 5720, 5730, 5820, 5830

**Elevators: Chains & Related**

**Order No: WN-AH131074**



Description	Retail
Elevator, Conveyor Chain, Return/Tailing Applications: CTS, CTS II, 9400, 9410, 9450, 9500, 9500SH, 9501, 9510, 9510SH, 9550, 9550SH, 9560, 9560SH, 9600, 9610, 9650, 9650CTS, 9660, 9660CTS, 9680 Features: CA550 Chain, 25 Paddles	\$200.00

**Order No: WN-AH134818**

Description	Retail
Elevator, Conveyor Chain, Clean Grain Applications: 8820 Features: 108 Links, CA550 Chain, 7-3/8" x 3" Rubber Paddle Every 4th 8820 S/N 464351-	\$224.67

**Order No: WN-AH148021**



Description	Retail
Elevator, Conveyor Chain, Return/Tailing Applications: S660, S670, S690, 9470STS, 9560STS, 9570STS, 9650STS, 9660STS, 9670STS, 9750STS, 9760STS, 9770STS, 9860STS, 9870STS, 9880STS Features: CA550 Chain, 19 Paddles	\$160.00

**Order No: WN-AH162058**



Description	Retail
Elevator, Conveyor Chain, Clean Grain Applications: 9450, 9550, 9550SH, 9560, 9560SH, 9650, 9650CTS, 9660, 9660CTS Features: CA550 Chain, 33 Paddles	\$305.00

**Order No: WN-AH162059**



Description	Retail
Elevator, Conveyor Chain, Clean Grain Applications: 9560STS, 9570STS, 9650STS, 9660STS, 9670STS, 9750STS, 9760STS, 9860STS Features: CA550 Chain, 34 Paddles	\$310.00

**Order No: WN-AH162441**



Description	Retail
Conveyor Chain Elevator, Clean Grain Applications: CTS, CTS II, 9400, 9410, 9500, 9500SH, 9510, 9510SH Features: CA550 Chain, 35 Paddles	\$210.00

**Order No: WN-AH162442**



Description	Retail
Elevator, Conveyor Chain, Clean Grain Applications: 9600, 9610 Features: CA550 Chain, 35 Paddles	\$225.00

**Order No: WN-AH87745**



Description	Retail
Elevator, Conveyor Chain, Clean Grain Applications: 3300, 4400, 4420 Features: 100 Links, 6" x 3" Paddle, Every 4th Link	\$157.68

**Order No: WN-AH87747**



Description	Retail
Conveyor Chain Elevator, Clean Grain Applications: 6600, 6620, 6622, 7700, 7701, 7720, 7721, 8820 Features: CA550 Chain, 27 Paddles 8820 s/n -464350	\$165.00




**Combine: Grain Handling**

**Elevators: Chains & Related**

Order No: WN-AH87749

Description	Retail
Elevator, Conveyor Chain, Return/Tailing Applications: 3300, 4400, 4420 Features: CA550 Chain, 21 Paddles	\$185.92


Order No: WN-AH96388

Description	Retail
 Elevator, Conveyor Chain, Return/Tailings Applications: 6600, 6601, 6602, 6620, 6622, 7700, 7701, 7720, 7721 Features: CA550 Chain, 24 Paddles 6620 S/N -610300, 7720 S/N -610500, 7721 S/N -610600	\$160.00

Order No: WN-AH98032

Description	Retail
 Elevator, Conveyor Chain, Return/Tailings Applications: 6620, 7720, 8820 Features: CA550 Chain, 24 Paddles 6620 S/N 610301-, 7720 S/N 610501-	\$185.00


Order No: WN-AXE10556

Description	Retail
 Tailings Return Elevator Chain Applications: S660, S670, S680, S690 Features: Rubber Paddles, Connector Link Included	\$379.00

Order No: WN-AXE28560

Description	Retail
 Elevator, Conveyor Chain, Clean Grain Applications: 9670STS, 9770STS, 9870STS, S660, S670 HILLMASTER, S680 HILLMASTER, S680, S690 HILLMASTER Features: 34 Rubber Paddles, CA557 S690 HILLMASTER S/N 745101-	\$395.00

Order No: WN-H135235

Description	Retail
 Elevator Chain Paddle Applications: 6600, 6601, 6602, 6620, 6622, 7700, 7701, 7720, 7721, 8820, 9400, 9410, 9450, 9500, 9500SH, 9501, 9510, 9510SH, 9550, 9550SH, 9560, 9560SH, 9560STS, 9600, 9610, 9650, 9650CTS, 9650STS, 9660, 9670, 9750, 9760, 9770, 9860, 9870, CTS, CTS II Features: 6" x 3", Rubber, 4 per Package, Priced EACH	\$1.86

Order No: WN-H86759

Description	Retail
Elevator Chain, Paddle Applications: 3300, 4400, 4420, 6600, 6601, 6602, 6620, 6622, 7700, 7701, 7720, 7721 Features: PRICED EACH, 5 per Package, 4.750" x 2.625"	\$1.13

**Elevators: Clean Grain Elevator Housing**


Order No: WN-AH105498

Description	Retail
Elevator, Clean Grain, Spout Applications: 8820 Features: Upper 8820 S/N 464351-	\$600.00

Order No: WN-AH105850

Description	Retail
 Elevator, Housing, Clean Grain Applications: 8820 Features: 8820 S/N 464351-	\$973.24


Order No: WN-AH105854

Description	Retail
 Elevator, Clean Grain, Boot Applications: 8820 Features: Lower 8820 s/n 464351-	\$221.72

Order No: WN-AH105855

Description	Retail
Elevator, Clean Grain, Boot, Door Applications: 8820 Features: Solid, 9.378" Wide, 23.313" Long 8820 S/N 464351-	\$51.92


Order No: WN-AH110652

Description	Retail
 Elevator, Housing, Clean Grain Applications: 6620, 6622, 7720, 7721 Features: Without Lever or Yoke 6620 S/N 551901-, 6622 S/N 610401-, 7720 S/N 556301-, 7721 S/N 562901-	\$802.51


Order No: WN-AH11794

Description	Retail
Elevator, Clean Grain OR Return/Tailings, Door, Perforated Applications: 3300, 4400, 4420, 6600, 6601, 6602, 6620, 6622, 7700, 7701, 7720, 7721 Features: 1/8" x 1" Holes 6620 S/N -610300, 7720 S/N -610500, 7721 S/N -610600	\$64.11


Order No: WN-AH127396

Description	Retail
 Elevator, Door, Perforated Applications: 9400, 9410, 9500, 9500SH, 9501, 9510, 9510SH Features: Lower, Clean Grain Only	\$88.57

Order No: WN-AH127397

Description	Retail
 Elevator, Door, Perforated Applications: 9600, 9610 Features: 10-1/8" x 26", Clean Grain Only, 1-8" x 1" Holes	\$110.76


Order No: WN-AH129357

Description	Retail
 Elevator, Door, Solid Applications: CTS, CTS II, 9400, 9410, 9500, 9500SH, 9501, 9510, 9510SH Features: Clean Grain, 25 5/8" x 7 1/8"	\$65.00


Order No: WN-AH129358

Description	Retail
Elevator, Door, Solid Applications: 9600, 9610 Features: Clean Grain, 10" x 25 1/2"	\$60.00


Order No: WN-AH138426

Description	Retail
 Clean Grain Housing Elevator Lower Boot Door Applications: 9450, 9550, 9550SH, 9560, 9560SH, 9560STS, 9570STS, 9650, 9650CTS, 9650STS, 9660, 9660CTS, 9660STS, 9670STS, 9750STS, 9760STS, 9770STS Features: 10.87" Wide, 27.5" Long	\$70.00


Order No: WN-AH139386

Description	Retail
 Auger, Clean Grain, Lower, Door Assembly Applications: 9600, 9610, 9650, 9660 Features: Solid	\$205.00

Order No: WN-AH139388

Description	Retail
 Auger, Clean Grain, Lower Door Applications: 9400, 9410, 9450, 9500, 9510, 9550, 9650STS, 9660STS, 9750STS, 9760STS, 9860STS Features: Solid, 54" Long, Regular Wear style	\$191.42

Order No: WN-AH139389

Description	Retail
 Auger, Clean Grain, Lower, Door Assembly Applications: CTS, C670, T550, T560, W540, W550, 9400, 9410, 9450, 9500, 9500SH, 9501,	\$208.11

John Deere®


**Combine: Grain Handling**

**Elevators: Clean Grain Elevator Housing**


**Order No: WN-AH139389**

9510, 9510SH, 9540I, 9550, 9550SH, 9560, 9560SH, 9580, 9650STS, 9660CTS, 9660STS, 9670STS, 9750STS, 9760STS, 9770STS, 9780STS, 9860STS  
 Features: Perforated 9540I WTS S/N 080016-, 9560I WTS S/N 080016-, 9560SH, 9580I WTS S/N 080016-, 9780I CTS S/N 072800-


**Order No: WN-AH142180**

Description	Retail
 Elevator, Housing, Clean Grain, Upper Applications: 9600	\$932.35


**Order No: WN-AH142185**

Description	Retail
 Elevator, Housing, Clean Grain, Upper Applications: CTS, 9400, 6500, 9500SH, 9501 Features: CTS S/N -670400, 9400 S/N -670100, 6500 S/N -670548, 9500SH S/N -670548	\$914.06


**Order No: WN-AH149181**

Description	Retail
 Elevator, Boot, Clean Grain Applications: 9600, 9610 Features: Non-Stainless Elevator Boot for 4 Bolt Mounting	\$325.00


**Order No: WN-AH149182**

Description	Retail
 Elevator, Boot Applications: CTS, CTS II, 9400, 9410, 9500, 9500SH, 9510 Features: Clean Grain	\$325.00


**Order No: WN-AH153743**

Description	Retail
 Elevator, Housing, Clean Grain, Upper Applications: CTS, CTS II, 9400, 9410, 9500, 9500SH, 9510, 9510SH Features: 9400 S/N 670101-, 9500 S/N 670549, 9500SH S/N 6670549-	\$850.67


**Order No: WN-AH154068**

Description	Retail
 Elevator, Clean Grain, Door Applications: C670, T550, T560, T660, W540, W550, W650, W660, 9450, 9550, 9560SH, 9560, STS, 9570STS, 9640I WTS, 9640WTS, 9650, 9650CTS, 9650STS, 9660, 9660CTS, 9660I WTS, 9660STS, 9660WTS, 9670STS, 9680I WTS, 9680WTS, 9750STS, 9760STS, 9770STS, 9860STS, 9870STS Features: Perforated, 10.938" Wide, 27.53" Long	\$111.31


**Order No: WN-AH156594**

Description	Retail
 Elevator, Housing, Clean Grain, Lower Applications: CTS, CTS II, 9400, 9410, 9500, 9500SH, 9501, 9510, 9510SH Features: with Green Star, Does Not Include Covers For Openings	\$599.00


**Order No: WN-AH156596**

Description	Retail
 Elevator, Clean Grain, Lower Applications: 9600, 9610 Features: Can Be Used On Combine With or Without Greenstar	\$820.86


**Order No: WN-AH171008**

Description	Retail
 Clean Grain Elevator Boot Applications: 9450, 9550, 9550SH, 9560, 9560SH, 9560STS, 9570STS, 9650, 9650CTS, 9650STS, 9660, 9660CTS, 9660STS, 9750STS, 9760STS, 9860STS	\$350.00


**Order No: WN-AH207172**

Description	Retail
 Elevator, Clean Grain Applications: 9450, 9550, 9550SH, 9560, 9560SH, 9650, 9650CTS, 9660, 9660CTS	\$1,677.18

**Order No: WN-AH219600**

Description	Retail
 Lower Elevator Housing Applications: 9870STS, 9770STS, S670	\$450.00


**Order No: WN-AH222240**

Description	Retail
 Lower Elevator Housing Applications: 9570STS, 9670STS, S550, S660, S670	\$450.00


**Order No: WN-AH234729**

Description	Retail
 Lower Elevator Housing Door Applications: S680, S680HM, S690, S690HM Features: Tailings, Solid	\$79.00


**Order No: WN-AH235411**

Description	Retail
 Housing, Upper Clean Grain Auger Applications: CTS, CTSII, 9400, 9410, 9500, 9500SH, 9510, 9510SH Features: Regular Steel 9400 S/N 640101-, 9500 S/N 640201-, 9500SH S/N 640201-	\$632.78


**Order No: WN-AH77062**

Description	Retail
 Elevator, Clean Grain, Boot, Door Applications: 6600, 6620, 7700, 7720, 8820 Features: Lower, Clean Out, 7-3/8" X 24-3/8"	\$37.38


**Order No: WN-AH93242**

Description	Retail
 Elevator, Boot, Clean Grain Applications: 6620, 6622, 7720, 7721, 8820 Features: 8820 S/N -464350	\$205.42


**Order No: WN-AH97855**

Description	Retail
 Elevator, Spout, Clean Grain Applications: 6600, 6620, 6622, 7700, 7701 Features: 6600 S/N 156501-, 6622 S/N 610401-, 7700 S/N 103901-	\$315.00


**Order No: WN-AH97856**

Description	Retail
 Auger Spout Loading Applications: 7720, 7721, 8820 Features: 8820 S/N -464350	\$342.15

**Order No: WN-AXE12250**


Description	Retail
 Elevator, Housing, Clean Grain Applications: 9560STS, 9570STS, 9650STS, 9660STS, 9670STS, 9750STS, 9760STS, 9860STS	\$1,566.96

**Order No: WN-H223449**

Description	Retail
 Elevator Boot Reinforcement Applications: 9870STS, 9770STS, S670, S670HM	\$29.00

**Elevators: Drive Parts**

**Order No: WN-H135452**


Description	Retail
 Elevator, Clean Grain, Gear Case, Shaft Applications: CTS, CTS II, 9400, 9410, 9450, 9500, 9500SH, 9501, 9510, 9510SH, 9550, 9550SH, 9600, 9610, 9650 Features: For Early Gear Case AH140127 9450 S/N -685202, 9550 S/N -685955, 9550SH S/N -685735	\$70.00

John Deere®


**Combine: Grain Handling**

**Elevators: Drive Parts**


Order No: WN-H170967

Description	Retail
 Elevator, Clean Grain, Gear Case, Shaft Applications: CTS, CTS II, 9400, 9410, 9450, 9500, 9500SH, 9510, 9510SH, 9550, 9550SH, 9560, 9560SH, 9560STS, 9570STS, 9600, 9610, 9650, 9650CTS, 9650STS, 9660, 9660CTS, 9660STS, 9670STS, 9750STS, 9760STS, 9770STS, 9860STS, 9870STS	\$75.00


Order No: WN-H85015

Description	Retail
 Auger, Tailings, Lower Drive Slip Clutch Hub Applications: CTS, CTS II, 3300, 4400, 420, 6600, 6601, 6620, 7700, 7720, 7721, 8820, 9400, 9410, 9450, 9500, 9500SH, 9501, 9510, 9510SH, 9550, 9550SH, 9560, 9560SH, 9600, 9610, 9650, 9650CTS, 9660, 9660CTS Features: 1.13" ID	\$19.00


Order No: WN-H94703

Description	Retail
 Elevator, Clean Grain, Gear Case, Shaft Applications: 4400, 4420, 6600, 6620, 6622, 7700, 7701, 7720, 7721, 8820 Features: Input Shaft 5.11" Long	\$29.00

Order No: WN-H97574


Description	Retail
 Tailings Auger Drive Hub Lower Applications: CTS, CTS II, 6620, 6622, 7720, 7721, 8820, 9400, 9410, 9450, 9500, 9500SH, 9501, 9510, 9510SH, 9550, 9550SH, 9560, 9560SH, 9600, 9610, 9650, 9650CTS, 9660, 9660CTS Features: Dia 6.56", Bore Dia 1.129"	\$49.00

Order No: WN-JD8665


Description	Retail
 Auger, Shoe Grain Supply, Bearing Applications: 6620, 7700, 7720, 8820, 9400, 9410, 9450, 9500, 9500SH, 9510, 9510SH, 9550, 9550SH, 9560, 9560SH, 9600, 9610, 9650, 9650CTS, 9650STS, 9750STS, 9760STS, 9770STS, 9860STS, 9870STS Features: 1" Bore, 2.047" OD	\$9.00

**Elevators: Return/Tailings Elevator Housing**


Order No: WN-AH112077

Description	Retail
 Elevator, Housing, Return / Tailing Applications: 6620, 7720, 7721, 8820 Features: All S/N 610501-	\$824.40


Order No: WN-AH12678

Description	Retail
 Elevator, Door, Solid Applications: 3300, 4400, 4420, 6600, 6601, 6602, 6620, 6622, 7700, 7701, 7720, 7721 Features: Tailings 6620 S/N -610300, 7720 S/N -610500, 7721 S/N -610600	\$32.53

Order No: WN-AH130892


Description	Retail
 Elevator, Tailings, Door Applications: CTS, CTS II, 9400, 9410, 9450, 9500, 9500SH, 9501, 9510, 9510SH, 9580, 9540, 9550, 9550SH, 9600, 9610, 9640, 9650, 9650CTS, 9680, 9780 Features: Solid Type	\$31.79

Order No: WN-AH130893


Description	Retail
 Elevator, Door, Perforated Applications: 9400, 9410, 9450, 9500, 9500SH, 9501, 9510, 9510SH, 9550, 9550SH, 9560,	\$53.31

9560SH, 9600, 9610, 9650, 9660, 9660CTS  
Features: 7-7/8" x 12", Return Grain Only, 1/8" x 1" Holes


Order No: WN-AH139387

Description	Retail
 Door; Lower Clean Grain Auger Trough Applications: 9600, 9610, 9650, 9660 Features: Perforated, Slotted Holes	\$231.89

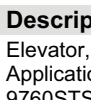
Order No: WN-AH139391

Description	Retail
 Clean Grain Door Assembly Applications: CTS, C670, T550, T560, W540, W550, 9400, 9410, 9450, 9500, 9500SH, 9501, 9510, 9510SH, 9550, 9550SH, 9560, 9560SH, 9560STS, 9660CTS, 9660STS, 9670STS, 9750STS, 9760STS, 9770STS, 9860STS, 9870STS Features: Solid W/Protective Plate	\$198.74


Order No: WN-AH149536

Description	Retail
 Elevator, Housing, Return/Tailing Applications: 9560STS, 9650STS, 9660STS, 9750STS, 9760STS, 9860STS	\$926.01


Order No: WN-AH162156

Description	Retail
 Elevator, Return Tailing, Door Applications: 9560STS, 9650STS, 9660STS, 9750STS, 9760STS, 9860STS Features: Perforated	\$71.86


Order No: WN-AH169233

Description	Retail
 Elevator, Housing, Return/Tailing Applications: CTS, CTS II, 9400, 9410, 9450, 9500, 9500 SH, 9510, 9510 SH, 9550, 9550 SH, 9560, 9560 SH, 9600, 9610, 9650, 9660 Features: Can Be Used With Or Without Greenstar, Incl. Cover Plates	\$1,075.00

Order No: WN-AH96371

Description	Retail
 Elevator, Housing, Return/Tailing Applications: 6600, 6601, 6602, 6620, 6622, 7700, 7701, 7720, 7721 Features: 6620 S/N -610300, 7720 S/N -610500, 7721 S/N -610600	\$750.00

Order No: WN-AH98030


Description	Retail
 Elevator, Door, Perforated Applications: 6620, 7720, 7721, 7722, 8820 Features: Return Grain Only, 1/8" x 1" Holes 6620 S/N 610301-, 7720 S/N 610501-, 7721 S/N 610601-, 7722 S/N 610501	\$54.67

**Elevators: Shafts**


Order No: WN-473097R92

Description	Retail
 Shaft, Elevator Jackshaft, Bearing Applications: 6620, 7720, 8820, Features: 1.25" ID, 2.834" OD	\$20.00

Order No: WN-AH130570

Description	Retail
 Upper & Lower Elevator Shaft Applications: 9400, 9410, 9450, 9500, 9501, 9510, 9510SH, 9550, 9550SH, 9560, 9560SH, 9600, 9610, 9650, 9650CTS, 9660, 9660CTS, CTS, CTS II Features: 11.42" Long, 1" Hex	\$60.00

Order No: WN-H106314

Description	Retail
 Auger, Shaft, Upper Clean Grain Elevator Applications: 8820 Features: 13.440" Long 8820 S/N 463451-	\$45.78


John Deere®



**Combine: Grain Handling**

**Elevators: Shafts**


Order No: WN-H135713

Description	Retail
 Shaft, Top Elevator, Clean Grain Applications: CTS, CTS II, 9400, 9410, 9500, 9500SH, 9501, 9510, 9510SH Features: 12.75" Long	\$29.00


Order No: WN-H135714

Description	Retail
Elevator, Clean Grain, Shaft, Upper Applications: 9600, 9610 Features: 14.87" Long	\$53.10

Order No: WN-H156938

Description	Retail
 Tailings Upper Shaft Applications: 9650STS, 9750STS, 9860STS, 9660STS, 9760STS, 9560STS, 9570STS, 9870STS, 9670STS, 9770STS, S550, S660, S670, S670HM	\$55.00

Order No: WN-H157043

Description	Retail
 Elevator, Upper, Clean, Pin Applications: 9450, 9550, 9550SH, 9560, 9570STS, 9560SH, 9560STS, 9640, 9650, 9650CTS, 9650STS, 9660, 9660CTS, 9660STS, 9670STS, 9680, 9750STS, 9760STS, 9860STS, S550, S660 Features: 15.38" Long	\$49.00

Order No: WN-H75978

Description	Retail
Elevator, Upper Tailings, Shaft Applications: 3300, 4400, 4420, 6600, 6601, 6602, 6620, 6622, 7700, 7701, 7720, 7721 Features: 10.5" Long 6620 S/N -610300, 7720 S/N -610500	\$33.11

Order No: WN-H80704

Description	Retail
Upper Clean Grain Elevator Shaft Applications: 3300, 4400, 4420 Features: 12" Length	\$67.56

Order No: WN-H82948


Description	Retail
Clean Grain Elevator Head Shaft Applications: 6600, 6601, 6602, 6620, 6622, 7700, 7720, 7721, 6620, 6622, 7701, 7720, 8820 Features: 13.130" Long 8820 S/N -464350	\$40.06

Order No: WN-H89517

Description	Retail
Shaft, Elevator, Tailings Applications: 6620, 7720, 7721, 8820 Features: 11-3/4" Long, Upper & Lower Tailings 6620 S/N 610301-, 7720 S/N 610501-	\$49.79

**Elevators: Sprockets**


Order No: WN-565442R91

Description	Retail
 Grain Tank, Unloader, Idler Sprocket Applications: CTS, 3300, 4400, 4420, 6600, 6620, 7700, 7720, 9400, 9410, 9450, 9500, 9500SH, 9510, 9550, 9560, 9600, 9610, 9640, 9650, 9660, 9660CTS, CTSII, 9650CTS, 9560SH Features: 17 Tooth, .5" Inside Diameter	\$13.95


Order No: WN-86999492

Description	Retail
 Loading Auger Drive Sprocket Applications: AFX8010, 7010, 7120, 7240, 8010, 8120, 8240, 9120, 9240 Features: Driven	\$25.00


Order No: WN-AH121046

Description	Retail
 Sprocket, Return/Tailings, Upper Applications: CTS, CTS II, 9400, 9410, 9450, 9500, 9500SH, 9501, 9510, 9510SH, 9540, 9550, 9550SH, 9560, 9560SH, 9600, 9610, 9650, 9650CTS, 9660, 9660CTS, 9780CTS Features: 50 Chain, 22 Teeth, .987" Bore Dia, 1.502" Overall Length All 22 Tooth, 9780 CTS S/N 071443 - 072697	\$38.00


Order No: WN-AH121047

Description	Retail
 Sprocket Assembly Lower Tailings Applications: CTS, CTS II, 9400, 9410, 9450, 9500, 9500SH, 9501, 9510, 9510SH, 9550, 9550SH, 9560, 9560SH, 9600, 9610, 9650, 9650CTS, 9660, 9660CTS Features: 50 Chain, 18 Teeth, 1.184" Bore Dia	\$37.00


Order No: WN-AH126008

Description	Retail
 Sprocket, Return/Tailings Auger, Upper Housing Applications: CTS, CTS II, 9400, 9410, 9450, 9500, 9500SH, 9501, 9510, 9510SH, 9550, 9550SH, 9560, 9560SH, 9560STS, 9600, 9610 Features: 50 Chain, 30 Teeth, 1.183" Bore Dia, 1.502" Overall Length	\$33.00

Order No: WN-AH130571

Description	Retail
 Sprocket, Return Tailings, Upper Applications: CTS, CTS II, 9400, 9410, 9450, 9500, 9500SH, 9501, 9510, 9510SH, 9550, 9550SH, 9560, 9560SH, 9600, 9610, 9650, 9650CTS, 9660, 9680 Features: 50 Chain, 30 Teeth, 1" Bore Dia	\$35.00


Order No: WN-AH130572

Description	Retail
 Sprocket, Return/Tailings, Lower Applications: CTS, CTS II, 9400, 9410, 9450, 9500, 9500SH, 9501, 9510, 9510SH, 9550, 9550SH, 9560, 9560SH, 9600, 9610, 9650, 9650CTS, 9660, 9660CTS Features: 50 Chain, 18 Teeth, 1.001" Bore Dia	\$35.00


Order No: WN-AH147557

Description	Retail
 Sprocket, Return/Tailings, Upper Applications: 9560STS, 9570STS, 9650STS, 9660STS, 9670STS, 9750STS, 9760STS, 9770STS, 9860STS, 9870STS Features: Spout Drive, 19 Teeth, .987" Bore	\$30.00

Order No: WN-H108576

Description	Retail
 Sprocket, Clean Grain or Return, Upper or Lower Applications: 6601, 6602, 6622, 7721, 6600 Features: 8 Teeth, 1" Bore 7721 All Upper & Lower Clean Grain Elevator, 6600 S/N 3701- Upper Clean Grain Elevator	\$30.00

Order No: WN-H133143


Description	Retail
 Clean Grain Sprocket Applications: 9500, 9500SH, 9400, 9600, 9501, CTS, 9410, 9510, 9610, CTSII, 9450, 9550, 9650, 9650, 9650CTS, 9650STS, 9750STS, 9860STS, 9560, 9560SH, 9660, 9660CTS, 9660STS, 9760STS, 9560STS, 9570STS, 9870STS, 9670STS, 9770STS, S550, S660, S670, S680, S690 Features: Lower, 8 Tooth, 35mm Bore 9560STS (Lower Clean Grain & Return Elevator), 9650STS (Lower Clean Grain & Return Elevator), 9660STS (Lower Clean Grain & Return Elevator), 9750STS (Lower Clean Grain & Return Elevator), 9760STS (Lower Clean Grain & Return Elevator), 9860STS (Lower Clean Grain & Return Elevator)	\$31.75

John Deere®


**Combine: Grain Handling**

**Elevators: Sprockets**


Order No: WN-H134603

Description	Retail
 Elevator Chain Sprocket Return Upper or Lower Applications: CTS, CTS II, 9400, 9410, 9450, 9500, 9500SH, 9501, 9510, 9510SH, 9550, 9550SH, 9560, 9560SH, 9600, 9610, 9650, 9650CTS, 9660, 9660CTS Features: 8 Teeth, 1" Hex Bore	\$24.00

Order No: WN-H164796

Description	Retail
 Sprocket, Clean Grain, Upper Applications: 9450, 9550, 9550SH, 9560, 9560SH, 9560STS, 9570STS, 9650, 9650CTS, 9650STS, 9660, 9660CTS, 9660STS, 9670STS, 9750STS, 9760STS, 9860STS Features: 8 Teeth, 30mm Bore	\$28.00

Order No: WN-H177988

Description	Retail
 Sprocket, Clean Grain, Upper Applications: CTS, CTS II, 9400, 9410, 9500, 9500SH, 9510, 9510SH, 9560STS, 9570STS, 9600, 9610, 9650, 9660, 9670, 9750 STS, 9760 STS, 9770 STS, 9860 STS, 9870 STS Features: 8 Teeth, 30 mm Bore CTS, CTS II, 9400, 9410, 9500, 9500SH, 9510, 9510SH, 9560STS, 9570STS, 9600, 9610 All Upper Clean Grain Elevator	\$35.00


Order No: WN-H228383

Description	Retail
Clean Grain Elevator Sprocket Applications: 9770STS, 9870STS, S670, S680, S690 Features: Lower, 10 Tooth	\$29.00


Order No: WN-H228385

Description	Retail
Clean Grain Elevator Sprocket Applications: 9770STS, 9870STS, S670, S680, S690 Features: Heavy Duty, Upper, 10 Tooth, Upper	\$32.00


Order No: WN-H63577

Description	Retail
 Sprocket, Clean Grain, Upper Applications: 3300, 4400, 4420 Features: 7 Teeth, 1" Diameter Shaft, Hardened	\$36.44


Order No: WN-H63578

Description	Retail
 Sprocket, Clean Grain or Return, Upper or Lower Applications: 3300, 4400, 4420, 6600, 6601, 6602, 6620, 6622, 7700, 7701, 7720, 7721 Features: 7 Teeth, 1" Bore 6600 S/N 3701-, 6620 S/N -610300, 7700 S/N 2801-, 7720 S/N -610500 - 3300 (Lower Clean Grain & Upper / Lower Return Grain), 4400 (Lower Clean Grain & Upper / Lower Return Grain), 4420 (Lower Clean Grain & Upper / Lower Return Grain/N 3701-later Upper / Lower Return Grain), 6601 (Upper / Lower Return Grain), 6602 (Upper / Lower Return Grain), 6620 (S/N 610300-later Upper / Lower Return Grain), 6622 (Upper Return Grain), 7700 (S/N 2801-later Upper / Lower Return Grain), 7701 (Upper / Lower Return Grain), 7721 (Upper Return Grain)	\$23.00

Order No: WN-H91334


Description	Retail
 Sprocket, Clean Grain, Lower Applications: 6600, 6601, 6620, 6622, 7700, 7701, 7720, 8820 Features: 8 Teeth, 1.25" Bore 6600 S/N 206201-, 6601 S/N 211801-, 6620, 6622, 7700 S/N 13301-, 7701, 7720, 8820 Upper Clean Grain S/N 464351- & All S/N Lower	\$35.00

Order No: WN-H99472


Description	Retail
 Elevator Chain Sprocket, Return Tailing, Lower Applications: 6620, 6622, 7720, 7721, 7722 Features: 7 Teeth, 1-1/4" Diameter Shaft, Hardened 6620 S/N -610300, 7720 S/N -610500, 7721 S/N -610600, 7722 S/N -610510	\$47.17

**Grain Tank: Auger**

Order No: WN-97960806

Description	Retail
 Auger, Grain Tank, Extended, Folding Applications: 9600, 9610 Features: To Increase Performance Of Your Maurer Grain Tank Extension 9600 S/N 640301-, 9610 S/N 640301-	\$1,313.00

Order No: WN-9A000013

Description	Retail
 Auger, Grain Tank, Bin Fill Applications: 9450, 9500, 9510, 9550, 9560, 9560STS, 9600, 9610, 9650, 9650STS, 9660, 9660STS, 9750STS, 9760STS, 9860STS, CTS, CTS II Features: Infinite Adjustment To Maximize Tank Capacity	\$1,412.00

Order No: WN-AH103727

Description	Retail
Auger, Grain Tank Applications: 6620, 6622 Features: Rear, Cross, 89-9/16" Long, 7-1/2" LH Flighting 6620 S/N -600000, 6622 S/N -610400	\$423.33

Order No: WN-AH103728

Description	Retail
Auger, Grain Tank Applications: 7720, 7721, 7722 Features: Rear, Cross, 101" Long, 2-1/2" O.D., 7-1/2" LH Flighting 7720 S/N -600000, 7721 S/N -600000, 7722 S/N -600000	\$460.88

Order No: WN-AH103729

Description	Retail
Auger, Grain Tank Applications: 8820 Features: Rear, Cross, 111-1/4" Long, 7-1/2" LH Flighting 8820 S/N -600000	\$487.43

Order No: WN-AH107393

Description	Retail
Auger, Grain Tank Applications: 8820 Features: Front, Cross, 124" Long	\$504.83

Order No: WN-AH114715

Description	Retail
Auger, Grain Tank Applications: 6620, 6622 Features: Rear, Cross, 89-9/16" Long, 7-1/2" LH Flighting 6620 S/N 600001-, 6622 S/N 610401-	\$408.51

Order No: WN-AH114716

Description	Retail
Auger, Grain Tank, Rear Cross Applications: 7720, 7721 Features: A=100.375 B=2.500 C = 1.500" D = 7.500" LH Flighting 7720 S/N 600000-, 7721 S/N 60001-	\$423.14

Order No: WN-AH114717

Description	Retail
Auger, Grain Tank, Rear Cross Applications: 8820 Features: A=111.50", D=7.500" LH Flighting, C=1.500" B=2.500" 8820 S/N 600001-	\$502.50


Order No: WN-AH127728

John Deere®


**Combine: Grain Handling**

**Grain Tank: Auger**


Order No: WN-AH127728

Description	Retail
 Auger, Grain Tank, Loading Applications: 6620, 6622, 7700 Features: 71-7/8" Long, 6-3/4" LH Flighting 7700 S/N 163901-	\$230.00


Order No: WN-AH127729

Description	Retail
 Auger, Grain Tank, Loading Applications: 7720, 7721, 7722 Features: Double LH Flighting, 75.5" Long, 8" OD	\$280.00


Order No: WN-AH127730

Description	Retail
 Auger, Grain Tank, Loading Applications: 8820 Features: 76-13/16" Long, 7-3/4" LH Double Flighting	\$255.00


Order No: WN-AH136092

Description	Retail
 Loading Auger Applications: 9600 Features: 57-1/8" Long, 8" OD 9600 S/N -640300	\$280.00

Order No: WN-AH146215

Description	Retail
 Auger, Grain Tank, Loading Applications: 9600, 9610 Features: Lower Half of Bin Loading Auger, 29-3/4" Long	\$375.00

Order No: WN-AH146553

Description	Retail
 Auger, Grain Tank, Loading Applications: 9600, 9610 Features: Upper Half of Bin Loading Auger, 33-1/4" Long	\$235.00

Order No: WN-AH76615

Description	Retail
Auger, Unloading, Tank Aux Applications: 6600, 6602, 7700, 7701 Features: 42.375" Long, 6.000" RH Flighting, 1.000" Shaft Diameter	\$123.04

Order No: WN-AH90624

Description	Retail
Auger, Grain Tank, Loading Applications: 6600 Features: 66-1/2" Long, 6-3/4" LH Flighting 6600 S/N 156501-	\$234.61

Order No: WN-AH98211

Description	Retail
Auger, Grain Tank Applications: 6620, 6622 Features: Front, Cross, 102" Long, 7-1/2" LH Flighting	\$448.68

Order No: WN-AH98212

Description	Retail
Auger, Grain Tank Applications: 7720, 7721 Features: Front, Cross, 112.625" Long	\$499.75

**Grain Tank: Bin Extensions & Parts**

Order No: WN-1AR00000026

Description	Retail
Grain Tank, Extension, Panel Applications: 9670STS Features: Poly Maurer Panel For M120, Right Front, Left Rear	\$135.00

Order No: WN-1AR00000027

Description	Retail
Grain Tank, Extension, Panel Applications: 9670STS Features: Poly Maurer Panel For M120, Left Front, Right Rear	\$135.00

Order No: WN-1AWALACKAMC

Description	Retail
Window, Inspection Applications: 9400, 9410, 9450, 9500, 9510, 9550, 9560, 9600, 9610, 9650, 9660, 9650STS, 9660STS, 9750STS, 9760STS, 9860STS, CTS Features: Grain Tank Extension	\$27.50

Order No: WN-3E000026

Description	Retail
Seal, Window Applications: 9400, 9410, 9450, 9500, 9510, 9550, 9560, 9600, 9610, 9650, 9660, 9650STS, 9660STS, 9750STS, 9760STS, 860STS, CTS Features: Grain Tank Extension	\$15.50


Order No: WN-95960003

Description	Retail
Grain Tank, Extension, Tip Up Assembly Applications: 9600, 9610, 9650 Features: Gen I, Vertical Panels to Increase Grain Tank Capacity All part numbers S/N -695300	\$695.00

Order No: WN-9E000001

Description	Retail
Grain Tank, Extension Applications: 9560STS, 9650STS, 9660STS, 9750STS, 9760STS, 9860STS Features: Increases Capacity by 75 to 125 Bushel Depending on Model	\$2,336.00


Order No: WN-9E000002

Description	Retail
 Grain Tank, Extension, Tip Up Assembly Applications: 9650STS, 9660STS, 9750STS, 9760STS, 9860STS Features: Vertical Panels To Increase Capacity of 9E000001 Extension	\$835.00

Order No: WN-9E000003

Description	Retail
Grain Tank, Extension Applications: 9400, 9410, 9450, 9500, 9510, 9550, 9600, 9610, 9650, CTS Features: Increases Capacity by 96 to 118 Bushel Depending on Model 9450 S/N -695100, 9550 S/N -695200, 9650 S/N -695300	\$1,995.00

Order No: WN-9E000004

Description	Retail
 Grain Tank, Extension, Tip Up Assembly Applications: 9400, 9410, 9450, 9500, 9510, 9550, 9600, 9610, 9650 Features: Vertical Panels To Increase Capacity of 9E000003 Extension 9450 S/N -695100, 9550 S/N -695200, 9650 S/N -695300	\$761.00

Order No: WN-9E000008

Description	Retail
Grain Tank, Extension Applications: 9450, 9550, 9560 Features: Increases Capacity by 96 to 118 Bushel Depending on Model 9450 S/N 695101-, 9550 S/N 695201-	\$1,995.00

Order No: WN-9E000009

Description	Retail
Grain Tank, Extension Applications: 9650, 9660 Features: Increases Capacity by 110 to 125 Bushel Depending on Model 9650 S/N 695301-	\$1,995.00

Order No: WN-9E000017



**Combine: Grain Handling**

**Grain Tank: Bin Extensions & Parts**

Order No: WN-9E000017

Description	Retail
Grain Tank, Extension, Mounting Kit Applications: 9650STS, 9660STS, 9750STS, 9760STS, 9860STS Features: Used With WN-9E000001 On Machines With High Rate Unloader	\$305.00

Order No: WN-9E000018


Description	Retail
Grain Tank, Extension Applications: 9660STS, 9760STS Features: Tip Up Style, Bolts to OEM Tank Extension, Adds 60 Bushel	\$1,349.00

Order No: WN-9E000021


Description	Retail
Grain Tank, Extension, Tip-Up Applications: 9660STS Features: Maurer Model M-120, Tip Up Style For OEM JD Extension	\$1,964.00

**Grain Tank: Liners & Related**

Order No: WN-AGTJ9500

Description	Retail
 Grain Tank, Liner, Poly Applications: 9400, 9500 Features: 1/8" Flex Poly with Stainless Steel Hold Down Straps	\$553.00


Order No: WN-AGTJ9600

Description	Retail
 Grain Tank, Liner, Poly Applications: 9600, 9610, 9650 Features: 1/8" Flex Poly with Stainless Steel Hold Down Straps	\$579.00


Order No: WN-AGTJK002

Description	Retail
Grain Tank, Liner, Poly Applications: 9550 Features: 1/8" Flex Poly with Stainless Steel Hold Down Straps	\$532.00

Order No: WN-AGTJK004

Description	Retail
 Grain Tank, Auger Floor Liner Applications: 9570STS, 9650STS, 9660STS, 9750STS Features: Poly Liner, W/Hold Down Straps	\$573.00


Order No: WN-AGTU001

Description	Retail
 Grain Tank, Liner, Poly, Stain Steel Strips, Applications: 6600, 6620, 7700, 7720, 8820 Features: 1/8" Flex Poly, Univ. Cut to Fit, 2 Required for 20 series This liner is for ONE auger.	\$276.00

Order No: WN-AH168093

Description	Retail
Grain Tank Auger Liner Applications: 9400, 9410, 9450, 9500, 9500SH, 9510, 9510SH, 9550, 9550SH, 9560, 9560SH, 9600, 9610, 9650, 9650CTS, 9660, 9660CTS, CTS, CTS II Features: Stainless Steel, 1 Required Per Auger	\$191.67

Order No: WN-SH7096

Description	Retail
 Auger Trough Repair Kit Applications: 9600, 9610 Features: Includes Stainless Steel Repair Panels, Front and Rear, Hardware	\$840.00

**Grain Tank: Sprockets**

Order No: WN-AH125070



Description	Retail
Sprocket, Grain Tank Cross Auger Applications: CTS, CTS II, 9400, 9410, 9450, 9500, 9500SH, 9501, 9510, 9510SH, 9550, 9550SH, 9560, 9560SH, 9560STS, 9570STS, 9600, 9610, 9650, 9650CTS Features: 60 Chain, 49 Teeth, 1.381" Bore Dia, 1.575" Overall Length	\$95.00

Order No: WN-AH140001



Description	Retail
Grain Tank Cross Auger Sprocket Applications: 9400, 9500, 9600, CTS, 9410, 9510, 9610, CTS II, 9450, 9550, 9560, 9650CTS, 9650STS, 9750STS, 9860STS, 9560, 9660, 9660CTS, 9560STS, 9860, 9870STS Features: 60 Chain, 60 Teeth, 1.381" Bore Dia, Slow Speed additional Applications: 9670STS, 9770STS, S660STS, S670STS	\$89.00

Order No: WN-H136186



Description	Retail
Auger, Loading, Driver Applications: CTS, CTS II, S550, S660, S670, 9400, 9410, 9450, 9500, 9500SH, 9501, 9510, 9510SH, 9550, 9550SH, 9560, 9560SH, 9560STS, 9570STS, 9600, 9610, 9650, 9650CTS, 9660, 9660CTS, 9660STS, 9670STS, 9750STS, 9760STS, 9770STS, 9860STS, 9870STS	\$35.00

Order No: WN-JD7126



Description	Retail
Ball Bearing Applications: 9400, 9500, CTS, 9410, 9510, 9510SH, CTS II, 9450, 9550, 9550SH, 9650, 9650CTS, 9650STS, 9750STS, 9860STS, 9560SH, 9560, 9660CTS, 9660STS, 9660STS, 9760STS, 9560, 9570STS, 9870STS, 9670STS, 9770STS, S550, S660, 600 Features: Cross Auger Bearing	\$12.10

**Grain Tank: Tube**

Order No: WN-AH131907



Description	Retail
Tube, Grain Tank, Loading Auger Applications: 9600 Features: 8.5" OD, One Piece Auger 9600 S/N -640300	\$159.67

Order No: WN-AH135439



Description	Retail
Tube, Grain Tank, Loading Auger, Support Applications: CTS, CTS II, 9400, 9500, 9500SH, 9410, 9501, 9510, 9510SH Features: (9400, 9500, 9500SH, All S/N 640101-), 9501 S/N 640401-	\$45.00

Order No: WN-AH135444



Description	Retail
Auger Tube Grain Tank Loading Applications: CTS, CTS II, 9400, 9410, 9510, 9510SIDEHILL, 9510SH, 9500, 9500SH Features: Housing, 22.125" Long, 9.5" OD (CTS, CTS II, 9400 S/N 640101-, 9410, 9510, 9510 SIDEHILL, 9510SH, All Regular), (9500, 9500SH, All S/N 640201- Regular & Folding)	\$110.00

Order No: WN-AH135563



Description	Retail
Tube, Grain Tank, Loading Auger Applications: 9600, 9610 Features: 9-1/4" OD, For One Piece or Two Piece Folding Auger 9600 S/N 640301-	\$140.00

Order No: WN-AH219096



Description	Retail
Auger Tube, Grain Tank, Loading, Narrow Applications: S550 STS, S650 STS, 9560STS, 9570STS, 9750STS	\$709.32

**Combine: Grain Handling**

**Grain Tank: Tube**

**Order No: WN-AH219096**

Features: S550 STS s/n745100-764999, S650 STS s/n 765000-


**Order No: WN-AH78201**

Description	Retail
Tube, Grain Tank, Loading Auger Applications: 4400 Features: 4400 S/N 151501-	\$267.00

**Order No: WN-AH88982**


Description	Retail
Tube, Grain Tank, Loading Auger Applications: 6620, 6622, 7700, 7701 Features: 59-3/4" Length 6622 S/N 610400-, 7700 S/N 163901-	\$241.00

**Order No: WN-AH98300**


Description	Retail
 Auger Tube, Grain Tank, Loading Auger Applications: 7720, 7721, 7722, 8820 Features: Square Bottom	\$220.00

**Loading: Auger**


**Order No: WN-AH136091**

Description	Retail
 Auger, Loading Applications: 9400, 9500 Features: 50" Long, 7.5" RH Flighting 9400 S/N -640100, 9500 S/N -640200	\$255.00


**Order No: WN-AH136635**

Description	Retail
 Auger, Loading Applications: CTS, CTS II, 9400, 9410, 9500, 9500SH, 9510, 9510SH Features: 50.5", 8.25" OD 9400 S/N 640101-, 9500 S/N 640201-	\$345.00


**Order No: WN-AH136636**

Description	Retail
 Auger - Loading Tank Applications: 9600, 9610 Features: 56.5" Long, 9.25" RH Flighting 9600 S/N 640301-	\$260.00


**Order No: WN-AH146214**

Description	Retail
 Auger, Loading Applications: 9500, 9510, 9400, CTS, 9410, 9510SH, CTS II Features: Lower Half of Bin Loading Auger, 28-1/8" Long	\$350.00


**Order No: WN-AH146554**

Description	Retail
 Auger, Loading Applications: 9500, 9510, 9400, CTS, 9410, 9500SH, 9510SH, CTS II Features: Upper Half of Bin Loading Auger, 28-1/8" Long	\$230.00

**Order No: WN-AH218485**

Description	Retail
 Auger, Loading Applications: 9450, 9550, 9550SH, 9650, 9650CTS, 9650STS, 9750STS, 9860STS, 9560, 9560SH, 9660, 9660CTS, 9660STS, 9760STS, 9670STS, S650, S660, S670 Features: 57-1/8" Long, 2.25" Shaft Dia., 10" RH Flighting, w/o Bearing	\$430.00

**Order No: WN-AH218485HD**


Description	Retail
 Loading Auger Applications: 9450, 9550, 9550SH, 9650, 9650CTS, 9650STS, 9750STS, 9860STS, 9560,	\$475.00

9560SH, 9660, 9660CTS, 9660STS, 9760STS, 9670STS, S650, S660, S670  
Features: Heavy Duty Sectional Flighting


**Order No: WN-AH223220**

Description	Retail
 Auger, Grain Tank, Loading Applications: 9560STS, 9570STS, S550, S650 Features: 10" Right Hand Flighting, 51.875' Long, 2.250" Shaft O.D.	\$450.00


**Order No: WN-AH230013**

Description	Retail
 Auger Tank Loading Applications: 9770STS, 9870STS, S670 Features: 57.125", 2.25" Shaft Diameter, 11" RH Flighting	\$450.00


**Order No: WN-AH233419**

Description	Retail
 Loading Auger Applications: S670, S680, S690 Features: 6mm Flighting, 400 Bushels Power & Manual Fold	\$650.00

**Order No: WN-AXE13122**


Description	Retail
 Grain Bin Auger Applications: S660, S660 STS, S670, S670 Hillmaster, S670 STS, S680, S680 Hillmaster, S685, S690, S690 Hillmaster Features: Power Fold, 300 Bushels	\$572.88

**Order No: WN-JD9219**


Description	Retail
 Auger, Loading, Bearing Applications: CTS, CTS II, 6601, 6602, 6622, 9400, 9410, 9450, 9500, 9500SH, 9501, 9510, 9510SH, 9550, 9550SH, 9560, 9560SH, 9560STS, 9600, 9610, 9650,	\$11.00

**Loading: Gear Box**


**Order No: WN-AE42998**

Description	Retail
 Clean Grain Gearbox Bearing Kit Applications: 9400, 9500, 9600, CTS, 9410, 9510, 9610, CTSII, 9450, 9550, 9650, 9650CTS, 9650STS, 9750STS, 9860STS, 9560, 9660, 9660CTS, 9660STS, 9760STS Features: Includes 2 Tapered Roller Bearings, 2 Races, 2 Ring Spacers	\$34.00


**Order No: WN-AH131860**

Description	Retail
 Gear Box, Loading Auger, Seal Applications: 9400, 9410, 9450, 9500, 9510, 9550, 9560, 9560STS, 9570STS, 9600, 9610, 9650, 9650STS, 9660, 9660STS, 9750STS, 9760STS, CTSII, CTS, 9650CTS, 9860STS, 9870STS, 9660STS, S550, S660, S670, S680	\$16.00

**Order No: WN-AH162230**

Description	Retail
 Gear Box, Loading Auger, Gears Applications: 9400, 9410, 9450, 9500, 9510, 9550, 9560, 9560STS, 9570STS, 9600, 9610, 9650, 9650STS, 9660, 9660STS, 9750STS, 9760STS, CTSII, CTS, 9650CTS, 9860STS, 9870STS, 9660STS, S550, S660, S670, S680 Features: Gear Set	\$270.00


**Order No: WN-AH166047**

Description	Retail
 Loading Auger Gear Case Dipstick Applications: 9400, 9410, 9450, 9500, 9510, 9550, 9560, 9560STS, 9570STS, 9600, 9610, 9650, 9650STS, 9660, 9660STS, 9750STS, 9760STS, CTSII, CTS, 9650CTS, 9860STS, 9870STS, 9660STS, S550, S660, S670, S680	\$9.50


**Combine: Grain Handling**

**Loading: Gear Box**


Order No: WN-AH21815

Description	Retail
 Gear Box, Loading Auger, Seal Applications: 9400, 9410, 9450, 9500, 9510, 9550, 9560, 9560STS, 9570STS, 9600, 9610, 9650, 9650STS, 9660, 9660STS, 9750STS, 9760STS, CTS II, CTS, 9650CTS, 9860STS, 9870STS, 9660STS, S550, S660, S670, S680	\$6.55


Order No: WN-AH221847

Description	Retail
 Loading Auger, Gear Case, Pulley Applications: 9400, 9500, 9600, CTS, 9410, 9510, 9610, CTS II, 9450, 9550, 9650, 9650CTS, 9650STS, 9750STS, 9860STS, 9560, 9660, 9660CTS, 9570STS, 9670STS Features: For Tapered Shaft	\$78.00


Order No: WN-AH88893

Description	Retail
 Bearing, Loading Auger, Gear Box Shaft Applications: 6620, 6622, 7720, 7721, 8820	\$25.53


Order No: WN-CE18445

Description	Retail
 Elevator, Clean Grain, Gear Case, Shaft Applications: CTS, CTS II, 9400, 9410, 9450, 9500, 9500SH, 9510, 9510SH, 9550, 9505SH, 9560, 9560SH, 9560STS, 9570STS, 9600, 9610, 9650, 9650CTS, 9650STS	\$85.00


Order No: WN-DE20100

Description	Retail
 Auger Loading Gearbox Applications: 9400, 9410, 9450, 9500, 9510, 9550, 9560, 9560STS, 9570STS, 9600, 9610, 9650, 9650STS, 9660, 9660STS, 9750STS, 9760STS, CTS II, CTS, 9560CTS, 9860STS, 9870STS, S550, S660, S670, S680, S785, S790, 9860STS, 9870STS, S550, S660, S670, S680 Features: Tapered Shaft for Pulley This gear box can be used to replace the AH140127 & AH134858 STRAIGHT SHAFT gear boxes, but you must change to AH221847 pulley, W39621 nut, and 26M7008 key (8x28mm)	\$1,195.00


Order No: WN-H132607

Description	Retail
 Gear Box, Loading Auger, Shaft Applications: 4400, 6620, 6622, 7720, 7721, 8820 Features: 5.63" Long	\$32.00


Order No: WN-H86912

Description	Retail
 Loading Gear - Auger Applications: 4400, 4420, 6600, 6620, 6622, 7700, 7701, 7720, 7721, 8820 Features: 17 Tooth Gear	\$60.00


Order No: WN-JD7681

Description	Retail
 Ball Bearing, Grain Tank Loading Gearbox Applications: CTS, CTSII, 4400, 4420, 6600, 6620, 6622, 7700, 7701, 7720, 7721, 8820, 9400, 9420, 9450, 9500, 9500SH, 9501, 9510, 9510SH, 9550, 9550SH, 9560 Features: 1.181" ID, 2.441 OD 0.630" Width	\$5.35

Order No: WN-JD7689


Description	Retail
 Gear Box, Loading Auger, Bearing Applications: 9400, 9410, 9450, 9500, 9510, 9550, 9560, 9560STS, 9570STS, 9600, 9610, 9650, 9650STS, 9660, 9660STS, 9750STS, 9760STS, CTS II, CTS, 9650CTS, 9860STS, 9870STS, 9660STS, S550, S660, S670, S680	\$12.00

Order No: WR-AH129277

Description	Retail
 Gear Box, Loading, Lower Applications: 4400, 4420, 6600, 6620, 6622, 7700, 7701, 7720, 7721, 8820 Features: Has 38" Holes 4400 s/n -3000000, 6600 s/n -3040000, 6620, 7700 s/n -311300, 7720 s/n 621220-, 8820 s/n 620835-	\$700.00

**Loading: Tube**


Order No: WN-AH217983

Description	Retail
 Auger Tube Loading Applications: 9770STS, 9870STS Features: Clean Grain, Clean Grain, HD Version	\$599.00


Order No: WN-AH219093

Description	Retail
Tube, Loading, Auger Applications: 9650STS, 9660STS, 9670STS, 9750STS, 9760STS, 9770STS, 9860STS, 9870STS Features: Clean Grain, Ships Truck Freight	\$584.75

Order No: WN-AH219094


Description	Retail
 Tube, Loading Auger Applications: 9650STS, 9660STS, 9670STS, 9750STS, 9760STS, 9770STS, 9860STS, 9870STS Features: Clean Grain	\$490.00

Order No: WN-AXE21395

Description	Retail
 Loading Auger Tube Applications: S670, S680, S690	\$895.00

**Unloading: Auger**


Order No: WN-AH112435

Description	Retail
 Auger, Unloader, Horizontal Applications: CTS, 8820, 9400, 9410, 9450, 9500, 9500SH, 9510, 9510SH, 9550, 9550SH, 9560STS, 9600, 9610, 9650, 9650CTS, 9650STS, 9660, 9660CTS, 9750STS Features: Inner, 5-1/2', Used with AH143731 (14') To Make 20' Auger	\$445.00


Order No: WN-AH114138

Description	Retail
Auger, Unloading, Horizontal Applications: 3300, 4400, 4420 Features: 138-1/8" Long, 8-3/4" LH Flighting	\$549.29


Order No: WN-AH122717

Description	Retail
 Gudgeon, Horizontal Unloading Auger Applications: 9400, 9410, 9450, 9500, 9510, 9510SH, 9550, 9550SH, 9560STS, 9570STS, 960, 9610, 9650, 9650CTS, 9650STS, 9660STS, 9750STS Features: 3.295" OD, 19 Spline 960 S/N 671333-	\$79.14

Order No: WN-AH123929

Description	Retail
 Auger, Unloading, Vertical Applications: 6620, 6622, 7720, 7721, 8820 Features: 63-3/4" Long, Double Flighting	\$415.00

Order No: WN-AH124852

Description	Retail
 Auger, Unloading, Vertical Applications: CTS, CTSII, 9400, 9410, 9540, 9500, 9500SH, 9501, 9510, 9510SH, 9550, 9600, 9610, 9650 Features: 43-3/8" Long, Double Flighting 9540 S/N -695100, 9550 S/N -695700, 9650 S/N -695300	\$400.00

Order No: WN-AH143727


John Deere®




**Combine: Grain Handling**

**Unloading: Auger**


Order No: WN-AH143727

Description	Retail
 Auger, Unloader, Horizontal Applications: CTS, CTS II, 9400, 9410, 9450, 9500, 9500SH, 9510, 9510SH, 9550, 9550SH, 9600, 9610, 9650, 9650CTS, 9650STS, 9660, 9680, 9750STS Features: 11-1/2', Horizontal, 11-3/4" Left Hand Flighting	\$559.00


Order No: WN-AH143729

Description	Retail
 Auger, Unloading, Horizontal Applications: 6620, 7720, 7721, 7722, 8820, 9400, 9410, 9500, 9500SH, 9501, 9510, 9510SH, 9600, 9610 Features: 17'	\$706.93


Order No: WN-AH143731

Description	Retail
 Auger, Unloader, Horizontal Applications: CTS, CTSII, 6620, 6622, 7720, 8820, 9400, 9410, 9450, 9500, 9500SH, 9510, 9510SH, 9550, 9550SH, 9560, 9600, 9610, 9650, 9650CTS, 9650STS Features: Outer, 14.5', Used with AH112435 (5-1/2') To Make 20' Auger	\$600.00


Order No: WN-AH146840

Description	Retail
 Auger, Unloading, Vertical Applications: 9560STS, 9570STS, 9650STS, 9660STS, 9670STS, 9750STS Features: 30-1/4" Long, 4.5" Tube, 13" Left Hand Flighting, Std. Duty	\$384.04


Order No: WN-AH154962

Description	Retail
 Auger, Unloading, Vertical Applications: 9400, 9410, 9450, 9500, 9500SH, 9501, 9510, 9510SH, 9550, 9550SH, 9600, 9610, 9650, 9650CTS Features: 13" Left Hand Flighting, 4.5" Tube Diameter, High Wear 9450 S/N -695100, 9550 S/N -695200, 9650 S/N -695300	\$725.63


Order No: WN-AH164070

Description	Retail
 Auger, Unloading, Vertical Applications: 9650STS, 9750STS, 9560STS, 9660STS, 9760STS, 9570STS, 9670STS, 9770STS, S660 Features: Regular Unload Rate, .160" Flighting, 13"	\$530.00


Order No: WN-AH169061

Description	Retail
 Auger, Unloader, Horizontal Applications: 9650STS, 9660STS, 9750STS, 9760STS Features: 83.125" Long, 12" LH Flighting 9650STS S/N 690501-, 9750STS S/N 690601-	\$525.00


Order No: WN-AH171550

Description	Retail
 Auger, Unloader, Vertical Applications: 9450, 9550, 9550SH, 9560, 9560SH, 9650, 9650CTS, 9660, 9660CTS Features: 13" LH Flighting, 39-3/4" Long, 4-1/2" Diameter Tube 9450 S/N 695101-, 9550 S/N 695201-, 9550SH S/N 695701-, 9650 S/N 695301-, 9650CTS S/N 695401-	\$405.00


Order No: WN-AH171554

Description	Retail
 Auger, Unloading, Vertical Applications: 9450, 9550, 9550SH, 8560, 9560SH, 9650, 9650CTS, 9660, 9660CTS Features: High Wear, 39.75" Long, 13" Left Hand Flighting (9450, 9550 S/N 695101-), 9550SH S/N 695701-, 9650 S/N 695301-, 9650CTS S/N 695401-	\$805.92


Order No: WN-AH173593

Description	Retail
 Auger, Unloader, Horizontal Applications: 9560, 9560SH, 9560STS, 9570STS, S550, 9660, 9660CTS Features: Outer 18.5'	\$525.00


Order No: WN-AH201743

Description	Retail
 Rear Grain Tank Cross Auger Applications: CTS, CTSII, 9400, 9410, 9450, 9500, 9500SH, 9510, 9510SH, 9550, 9550SH, 9560, 9560SH, 9560STS, 9570STS, 9650CTS, 9650STS, 9660CTS Features: 112-5/16" Long, RH	\$495.00


Order No: WN-AH201744

Description	Retail
 Front Grain Tank Cross Auger Applications: CTS, CTSII, 9400, 9410, 9450, 9500, 9500SH, 9510, 9510SH, 9550, 9550SH, 9560, 9560SH, 9560STS, 9570STS, 9650CTS, 9650STS, 9660CTS, 9670STS, 9750STS, 9760STS Features: 112-5/16" Long, Left Hand	\$495.00


Order No: WN-AH202875

Description	Retail
 Auger, Unloader, Horizontal, Front Applications: 9600, 9610, 9650, 9660 Features: Front, Cross, 123-1/8" Long, LH, 7-1/2" Flighting	\$500.00


Order No: WN-AH202881

Description	Retail
 Auger, Unloader, Horizontal, Rear Applications: 9600, 9610, 9650, 9660 Features: Rear, Cross, 123-1/8" Long, Right Hand, 7-1/2" Flighting	\$425.00


Order No: WN-AH202956

Description	Retail
 Auger, Unloading, Vertical Applications: 9660STS, 9670STS, 9760STS, 9770STS, 9860STS, 9870STS Features: A=31-5/8", B=4-1/2", .160" Flighting (9660STS, 9670STS, 9760STS, 9770STS, OPTIONAL - High Unload Rate 15.75" Diameter), 9860STS, 9870STS	\$685.00

Order No: WN-AH202958

Description	Retail
 Auger, Unloader, Horizontal, Front Applications: S690, 9660STS, 9670STS, 9760STS, 9770STS, 9860STS, 9870STS Features: A= 112.50", B= 1.375", C= 1.375", D= 2.5", 9.5" RH Flighting	\$715.00

Order No: WN-AH202959

Description	Retail
 Auger, Unloader, Horizontal, Rear Applications: S690, 9860STS, 9660STS, 9670STS, 9760STS, 9770STS, 9860STS, 9870STS Features: A= 112.50, B= 1.375", C= 1.375", D= 2.5"	\$620.00


Order No: WN-AH219339

John Deere®


**Combine: Grain Handling**

**Unloading: Auger**


Order No: WN-AH219339

Description	Retail
 Auger, Lower, Clean Grain Applications: S670, S680, S380STS, S690, 9670STS, 9770STS, 9870STS Features: High Unloading Auger	\$613.14

Order No: WN-AH234554

Description	Retail
 Horizontal Unloading Auger, Middle Applications: 9870STS, 9770STS, 9670STS, S660STS, S670STS, S680STS, S690STS Features: Extended Wear, 95.50"	\$850.00


Order No: WN-AH235525

Description	Retail
 Horizontal Unloading Auger, Outer Applications: 9870STS, 9770STS, 9670STS, S660STS, S670STS, S680STS, S690STS Features: Extended Wear, 114.50"	\$995.00


Order No: WN-AH99394

Description	Retail
Auger, Unloading, Horizontal Applications: 6600, 6601, 6602, 7700 Features: 144"	\$501.75


Order No: WN-AXE18070

Description	Retail
 Vertical Unloading Auger Applications: S660, S670, S680, S690, S670HM, S680HM, S690HM Features: High Wear, High Unload Rate, 3.3 BPS	\$775.00


Order No: WN-H103264

Description	Retail
 Bearing, Flange Half Applications: 6601, 3300, 4400, 6620, 7720, 8820, 7721, 4420, 6622, 9500, 9400, 9600, 9501, CTS, 9410, 9510, 9610, CTSII, 9450, 9550, 9550SH, 9650, 9650CTS, 9650STS, 9750STS, 9860STS, 9560, 9560SH, 9660, 9660CTS, 9660TS, 9760STS, 9570STS, 9870STS, 9670STS, 9770STS, S650, S660, S670, S680, S690 Features: 3 Bolt Triangular, 52mm	\$1.35

Order No: WN-JD39104

Description	Retail
 Auger, Unloader, Horizontal, Bearing Applications: CTS, CTS II, 9400, 9410, 9450, 9500, 9500SH, 9501, 9510, 9510SH, 9550, 9550SH, 9560, 9560SH, 9560STS, 9570STS, 9600, 9610, 9650, 9650CTS, 9650STS, 9660, 9660CTS, 9660STS, 9670STS, 9750STS, 9760STS, 9770STS, 9860STS, 9870STS	\$24.00

Order No: WN-RA014RRB-I

Description	Retail
 Bearing, Ball, Spherical w/ Collar Applications: 6620, 6622, 7720, 7721 Features: Non-Relubable. .875" ID, 2.0472" OD 6620 S/N -610300, 7720 S/N -610500, 7721 S/N 610600	\$10.97


**Unloading: Extensions**

Order No: WN-SMC16


Description	Retail
Auger, Unloading, Extension, Kit Applications: 6620, 7720, 8820, 9400, 9500, 9600 Features: 3', 3-1/2" O.D. Inner Auger Tube, Includes Auger and Tube	\$859.00

**Unloading: Gear Box**


Order No: WN-AH208345

Description	Retail
 Upper Unloading Auger Gear Case Applications: 9500, 9500SH, 9400, 9600, CTS, 9410, 9510, 9510SH, 9610, CTSII, 9450, 9550, 9550SH, 9650, 9650CTS, 9650STS, 9750STS, 9560, 9560SH, 9660, 9660CTS, 9660STS, 9760STS, 9560STS, 9570STS, 9670STS, 9770STS	\$1,095.00


Order No: WN-AH90963

Description	Retail
 Auger, Unloader, Vertical Housing, Seal Applications: 6620, 7720, 8820, 7721, 6622, 9400, 9500, 9600, 9501, CTS, 9410, 9510, 9510SH, 9610, CTSII, 9450, 9550, 9550SH, 9650, 9650CTS, 9650STS, 9750STS, 9860STS, 9560, 9560STS, 9660, 9660CTS, 9660STS, 9760STS, 9560STS, 9570STS, 9870STS, 9670STS, 9770STS, S550, S660, S670, S670HM Features: Additional Models: S680HM, S690HM, S660, S670, S650	\$15.00


Order No: WN-AH98118

Description	Retail
 Gearbox, Upper Unloading, Seal Applications: 6620, 7720, 8820, 9400, 9410, 9450, 9500, 9510, 9550, 9560, 9560STS, 9600, 9610, 9650, 9650CTS, 9650STS, 9660, 9660CTS, 9660STS, 9750STS	\$9.50


Order No: WN-DE19353

Description	Retail
 Unloading Auger Gear Case Applications: 9860STS, 9660STS, 9760STS, 9870STS, 9670STS, 9770STS, S660, S670, S680, S690 Features: Upper Gear Case	\$1,250.00


Order No: WN-H130137

Description	Retail
 Auger, Unloader, Vertical Housing Applications: 9400, 9500, 9600, CTS, 9410, 9510, 9610, CTS II, 9450, 9550, 9650, 9650CTS, 9650STS, 9750STS, 9860STS, 9560, 9660, 9660CTS, 9660STS, 9760STS, 9560STS, 9570STS, 9870STS, 9670STS, 9770STS, S550, S660, S670, 9560STS, 9570STS, 9870STS, 9670STS, 9770STS, S550, S660, S670	\$600.00


Order No: WN-H130137ASSY

Description	Retail
 Lower Unload Gearbox Assembly Applications: 9400, 9410, 9450, 9500, 9510, 9550, 9560, 9560STS, 9600, 9610, 9640, 9650, 9650CTS, 9650STS, 9660, 9660CTS, 9750STS, 9760STS, 9860STS, 9880 Features: Includes 46 Tooth Drive Gear	\$1,200.00

Order No: WN-H149869

Description	Retail
 Upper Unloading Bevel Gear Applications: CTS, CTS II, 6620, 6622, 7720, 7721, 8820, 9400, 9410, 9500, 9500SH, 9510, 9510SH, 9600, 9610	\$95.00

Order No: WN-JD8524

Description	Retail
 Auger, Unloading, Vertical Housing, Bearing Applications: 4400, 4420, 6600, 6620, 6622, 7700, 7720, 7721, 8820, 9400, 9410, 9450, 6500, 9510, 9550, 9560, 9560STS, 9570STS, 9600, 9650, 9650CTS, 9650STS, 9660, 9660STS, 9670STS, 444, 544 Features: Cross Shaft Drive Bearing additional Applications: 9670STS, 9750STS, 9760STS, 9770STS, 9860STS, 9870STS	\$15.25

**Unloading: Shafts, Sprockets, Pulleys, Drives**


Order No: WN-631905R91

John Deere®


**Combine: Grain Handling**

**Unloading: Shafts, Sprockets, Pulleys, Drives**

Order No: WN-631905R91

Description	Retail
 Sprocket, Idler Applications: 446, 447, 448, 456, 457, 458, 466, 467, 546, 547, 556, 557, 558, 566, 567, 568 Features: 17 Teeth, 5/8" ID, 50 Chain	\$14.00


Order No: WN-86627639

Description	Retail
 Auger, Unloading, Idler Sprocket Applications: 3800, 5440, 5460, 5720, 5730, 5820, 5830, 6610, 6650, 6710, 6750, 6810, 6850, 6910, 6950, 9400, 9600, 9650CTS, 9650STS, 9750STS, 9860STS Features: 15 Tooth	\$20.00


Order No: WN-AH106096

Description	Retail
Pulley, Grain Tank Unloading Applications: 9400, 9410, 9500, 9500SH, 9501, 9510, 9510SH, 9600, 9610, CTS, CTSII Features: Dia: 17.500", Groove Width: .895" , Bore Dia: 4.504"	\$88.86


Order No: WN-AH124878

Description	Retail
 Coupling, Vertical Auger Lower Splined Applications: CTS, CTSII, 9400, 9410, 9450, 9510, 9510SH, 9550, 9550SH, 9600, 9601, 9610, 9650, 9650CTS, 9560, 9560SH, 9660, 9660CTS	\$99.00

Order No: WN-AH125080

Description	Retail
 Gear Box, Unloader, Lower Vertical Drive Sprocket Applications: CTS, CTS II, 9400, 9410, 9450, 9500, 9500SH, 9501, 9510, 9510SH, 9550, 9550SH, 9560, 9560SH, 9560STS, 9570STS, 9600, 9610, 9650, 9650CTS Features: 60 Chain, 46 Teeth, 1.502" Bore Dia, 2.677" Overall Length	\$77.00

Order No: WN-AH128075

Description	Retail
 Gear Box, Unloader, Lower Counter Shaft, Drive Sprocket Applications: CTS, CTS II, 9400, 9410, 9450, 9500, 9500SH, 9510, 9510SH, 9550, 9550SH, 9560, 9560SH, 9560STS, 9600, 9610, 9650, 9650CTS, 9650STS, 9660 Features: 60 Chain, 19 Teeth, 1.381" Bore Dia, 1.819" Length	\$70.00


Order No: WN-AH130467

Description	Retail
Unloading Countershaft Applications: 6620, 6622 Features: 76" Long	\$328.03

Order No: WN-AH130468

Description	Retail
Shaft, Counter Unloader Applications: 7720 Features: 86.880" Long	\$281.60


Order No: WN-AH163056

Description	Retail
 Bearing Assembly Applications: S550, S560, S650, S660, S670, S670 Hillmaster, S680, S680 Hillmaster, S685, S690, S690 Hillmaster, S690 STS, T550, T560, T660, T670, W540, W550, W650, W660, 9560STS, 9570STS, 9660STS, 9670STS, 9760STS, 9770STS, 9860STS, 9870STS Features: 1.00" Inside Diameter	\$35.75

Order No: WN-AH206131

Description	Retail
Unloading Auger Drive, Idler Sprocket W/ Bearing Applications: 9400, 9410, 9450, 9500, 9500SH, 9501, 9510, 9510SH, 9550, 9550SH, 9560, 9560SH, 9560STS, 9600, 9610, 9650, 9650STS, 9650CTS, CTS, CTS II Features: 24T	\$76.61

Order No: WN-AH207779

Description	Retail
 Auger, Unloading, Discharge Patch Kit Applications: 9400, 9410, 9450, 9500, 9510, 9550, 9550SH, 9560, 9560SH, 9600, 9610, 9650, 9650CTS, 9650STS, 9660, 9660CTS, 9750STS Features: Includes Mounting Hardware	\$50.00


Order No: WN-AH215152

Description	Retail
Sprocket, Countershaft Drive Applications: 9560STS, 9570STS, 9650STS, 9660STS, 9670STS, 9750STS, 9760STS, 9770STS, 9860STS, 9870STS Features: Unloading Auger	\$69.96


Order No: WN-AH86635

Description	Retail
Shaft, Counter, Unloading Auger Applications: 7700 Features: 85.412" Long 7700 S/N 9236-	\$192.00


Order No: WN-AH96585

Description	Retail
 Auger, Unloading, Vertical, Lower Drive Shaft Bearing Applications: CTS, CTS II, 6620, 6622, 7720, 7721, 8820, 9400, 9410, 9450, 9500, 9500SH, 9501, 9510, 9510SH, 9550, 9550SH, 9560, 9560SH, 9560STS, 9570STS	\$19.00


Order No: WN-CE18278

Description	Retail
 Auger, Unloading, Horizontal Drive Gear Pinion Shaft Applications: CTS, CTS II, 9400, 9410, 9450, 9500, 9500SH, 9510, 9510SH, 9540, 9550, 9550SH, 9560, 9560SH, 9560STS, 9570STS, 9600, 9610, 9640, 9650 Features: 17 Teeth, 19 Spline, 5.73" Long	\$85.00


Order No: WN-CE18776

Description	Retail
 Upper Unloading Bevel Gear Applications: 9660STS, 9670STS, 9760STS, 9770STS, 9860STS, 9870STS Features: 17 Teeth, 25 Splines, 6.06" Long	\$158.00


Order No: WN-CE31099

Description	Retail
 Gearbox, Unloading, Vertical, Shaft Applications: S550, S660, S670, S680, S690 Features: Splined	\$175.00

Order No: WN-DE31419

Description	Retail
 Horizontal Unloading Auger Gearbox Pinion Shaft Applications: CTS, CTS II, 9400, 9410, 9450, 9500, 9500SH, 9510, 9510SH, 9540, 9550, 9550SH, 9560, 9560SH, 9560STS, 9570STS, 9600, 9610, 9640, 9650 Features: Pair of 2, 17 Teeth, 19 Spline, 5.73" Long	\$160.00

Order No: WN-H128861

Description	Retail
 Auger Tube Vertical Upper Splined Hub Applications: CTS, CTS II, 6620, 6622, 7720, 8820, 9400, 9410, 9450, 9500, 9500SH, 9501, 9510, 9510SH, 9550, 9550SH, 9560, 9560SH,	\$65.00




**Combine: Grain Handling**

**Unloading: Shafts, Sprockets, Pulleys, Drives**


**Order No: WN-H128861**

9600, 9610, 9650, 9660, 9680, 9750, 9650CTS, 9660CTS  
 Features: 4.275" OD, 19 Spline, Top of Vert Aug & Drive End of Horizontal


**Order No: WN-H129653**

Description	Retail
 Gearbox, Unloading, Vertical, Shaft Applications: CTS, 9400, 9410, 9450, 9500, 9500SH, 9510, 9510SH, 9550, 9550SH, 9560, 9560SH, 9560STS, 9570STS, 9600, 9610, 9650, 9650CTS, 9650STS, 9660 Features: 17.56" Long	\$132.00


**Order No: WN-H131356**

Description	Retail
 Retainer, Auger Swing; Horizontal Unloading Applications: 9400, 9410, 9450, 9500, 9500SH, 9510, 9510SH, 9550, 9950SH, 9560, 9560SH, 9560STS, 9600, 9610, 9650, 9650CTS, 9650STS, 9660, 9660CTS Features: Priced Individually, Requires 3	\$35.50


**Order No: WN-H133024**

Description	Retail
 Shaft, Counter Unloader Applications: 9400, 9410, 9500, 9500SH, 9510, 9510SH, 9600, 9610, CTS	\$95.00


**Order No: WN-H133025**

Description	Retail
 Auger, Unloading, Countershaft, Drive Hub Applications: CTS, CTS II, 9400, 9410, 9500, 9500SH, 9501, 9510, 9510SH, 9600, 9610 Features: 6.298" OD, 1.38" Bore	\$48.00


**Order No: WN-H133026**

Description	Retail
 Auger, Unloading, Countershaft, Drive Hub Applications: CTS, CTS II, 9400, 9410, 9450, 9500, 9500SH, 9501, 9510, 9510SH, 9550, 9550SH, 9560, 9560SH, 9600, 9610, 9650, 9650CTS, 9660, 9660CTS Features: 3.74" OD, 1.378" ID, 1.811" Length, 4 Thru Holes	\$32.00


**Order No: WN-H211285**

Description	Retail
 Gear, Beveled, Conveyor Auger Drive Applications: S550, S660, S670, S680, S690, 9560STS, 9570STS, 9570STS, 9650STS, 9660STS, 9670STS, 9750STS, 9760STS, 9770STS, 9860STS, 9870STS Features: S690 S/N 745101-, 9650STS S/N 68513-, 9750STS S/N 68512-	\$27.17


**Order No: WN-H215085**

Description	Retail
 Auger, Unloading, Vertical, Lower Drive Shaft Applications: CTS, CTS II, 6620, 6622, 7720, 7721, 8820, 9410, 9500, 9500SH, 9501, 9510, 9510SH, 9610, 9400, 9410, 9450, 9500, 9510, 9550 Features: 9.26" Long, 13 Spline, M20 Metric Thread All Modes with Late S/N CTS II, 6620, 6622, 7720, 7721, 8820, 9410, 9500, 9500SH, 9501, 9510, 9510SH, 9610	\$99.00


**Order No: WN-H219352**

Description	Retail
 Jackshaft, Unloader Drive Applications: 9560STS, 9570STS, 9650STS, 9660STS, 9670STS, 9750STS, 9760STS, 9770STS, 9860STS, 9870STS Features: 22.12" Long	\$169.38

**Order No: WN-H223290**

Description	Retail
 Hub Pulley, Unloader Drive Applications: 9570STS, 9670STS, 9770STS, 9870STS	\$94.14


**Order No: WN-H96294**

Description	Retail
 Lower Unloading Bevel Gear Applications: CTS, CTS II, 6620, 6622, 7720, 7721, 8820, 9400, 9410, 9450, 9500, 9500SH, 9510, 9510SH, 9550, 9550SH, 9560, 9560SH, 9570STS, 9600, 9610, 9640, 9650, 9650CTS, 9650STS, 9660, 9660CTS, 9660STS, 9670STS, 9680, 9750STS, 9760STS, 9770STS, 9860STS, 9870STS Features: 23 Tooth, 2 Required	\$160.00

**Order No: WN-HXE16941**

Description	Retail
 Lower Unloading Drive Shaft Applications: S550, S660, S670, S680, S690 Features: Splined	\$195.00

**Order No: WN-JD9274**


Description	Retail
 Unloading Auger Countershaft Bearing Applications: 8820, 6620, 6622	\$15.75

**Unloading: Tube**


**Order No: WN-9A000034**

Description	Retail
 Unloading Auger, Extender Applications: 9660STS, 9670STS, 9760STS, 9770STS, 9860STS, 9870STS, S660, S680, S690 Features: 3' Extender, 17" Auger, Includes Spout	\$2,090.00


**Order No: WN-AH101599**

Description	Retail
 Tube, Unloading Auger Applications: 4420 Features: Solid, 137" Long	\$998.31


**Order No: WN-AH113392**

Description	Retail
 Tube, Unloading Auger Applications: 6620, 7720, 8820, 9400, 9500, 9600, CTS Features: Perforated, 17' for 20 Series, 20' for 9000 Series	\$1,192.00


**Order No: WN-AH140713**

Description	Retail
 Tube, Unloading, Housing Applications: 9400, 9500, 9600, 9410, 9450, 9510, 9510SH, 9550, 9550SH, 9610, 9650, CTS, CTS II, 9650CTS Features: Without cast ring H146775, Truck Freight Only 9400 S/N 645646-, 9500 S/N 646971, 9600 S/N 647298-	\$995.00

**Order No: WN-AH145049**

Description	Retail
 Auger Tube Unloading Applications: 6620, 6622, 7720, 8820, 9400, 9410, 9450, 9500, 9500SH, 9501, 9510, 9510SH, 9550, 9550SH, 9600, 9610, 9650, 9650CTS, 9650STS, 9660, 9670STS Features: 12', Solid, 14' For 20 Series, 17' For 9000 Series	\$595.00

**Order No: WN-AH145050**


Description	Retail
 Auger Tube Unloading Applications: CTS, CTSII, 6620, 7720, 7721, 8820, 9400, 9410, 9450, 9500, 9500SH, 9510, 9510SH, 9550, 9550SH, 9600, 9610, 9650, 9650CTS, 9650STS, 9750STS Features: 180", For Use with 204" Auger WN-AH143729, Solid 8820 S/N 600001-	\$675.00

John Deere®


**Combine: Grain Handling**

**Unloading: Tube**


Order No: WN-AH167433

Description	Retail
 Auger, Unloading, Vertical, Clean Out Spout Applications: 9400, 9410, 9450, 9500, 9510, 9550, 9560, 9560STS, 9600, 9610, 9650, 9650STS, 9660, 9660CTS, 9660STS, 9750STS, 9760STS, CTS, CTS II Features: Plastic, with Slide Out Door, Works With HUR System	\$114.82

Order No: WN-AH210023

Description	Retail
 Tube, Horizontal Unload Applications: 9560, 9560SH, 9560STS, 9570STS, 9660STS, 96700STS, 9660, 9660CTS, 9760STS, 9770STS Features: 21.5' Unload System, Regular Capacity, Rigid	\$1,234.94


Order No: WN-AH215720

Description	Retail
 Auger Tube Housing Applications: 9560STS, 9750STS, 9660STS, 9760STS, 9560STS, 9570STS, 9670STS, S550, S660 Features: Lower Unloading	\$1,300.00

Order No: WN-AH87107

Description	Retail
Tube, Unloading Auger Applications: 3300, 4400 Features: Solid, 137" Long	\$974.65

Order No: WN-AH99414

Description	Retail
 Tube, Unloading Auger Applications: 6600, 6602, 7700 Features: 144" , Solid	\$870.06

**Combine: Hydraulics**


**Cylinders: Concave Adjusting**

Order No: WN-H178115


Description	Retail
Concave Adjust Cam Applications: CTS, CTS II, 9400, 9410, 9450, 9500, 9500SH, 9510, 9510SH, 9550, 9550SH, 9560, 9560SH, 9600, 9610, 9650, 9650CTS, 9660, 9660CTS Features: RH	\$174.28

**Cylinders: Header Lift**


Order No: WN-AH155265

Description	Retail
 Header Lift Cylinder, Feeder house Applications: 9400, 9410, 9500, 9510, 9600, 9610, CTS II, 9650, 9650CTS, CTS Features: 60.33mm	\$660.00

Order No: WN-AH162432

Description	Retail
 Feeder House, Lift Cylinder, Seal Kit Applications: 9400, 9410, 9500, 9510, 9600, 9610, CTS II, 9650, 9650CTS, CTS Features: Repairs AH155265 Cylinder	\$32.00

Order No: WN-AH167021

Description	Retail
 Feeder House, Lift Cylinder, Seal Kit Applications: 9560STS, 9660STS, 9760STS, 9860STS Features: Repairs AH234608 Cylinder	\$50.00


Order No: WN-AH234608

Description	Retail
 Header Lift Cylinder, Feeder House Applications: 9560STS, 9660STS, 9760STS, 9860STS	\$700.00


Features: 70MM

**Cylinders: Unload Swing**


Order No: WN-AH132210

Description	Retail
 Unloading Auger Swing Cylinder Applications: 6620, 7720, 8820, 9500, 9400, 9600, CTS Features: 6620 SN 620101-, 7720 SN 621226-, 8820 SN 620835-, 9500 SN -650200, 9400 SN -650100, 9600 SN -650300, CTS SN-650400,	\$425.00


Order No: WN-AH176382

Description	Retail
 Unloading Auger Swing Cylinder Applications: 9650STS, 9750STS, 9860STS, 9660STS, 9760STS, 9560STS, 9570STS, 9870STS, 9670STS, 9770STS Features: 9650STS SN 695501-, 9750STS SN 695601-, 9870STS SN -735100, 9670STS SN -735100, 9770STS SN -735100	\$460.00


Order No: WN-AH176383

Description	Retail
 Unloading Auger Swing Cylinder Applications: 7760, 9400, 9500, 9600, CTS, 9410, 9510, 9510SH, 9610, CTS II, 9450, 9550, 9550SH, 9650, 9650CTS Features: 9400 S/N 650101-, 9500 S/N 656569-, 9600 S/N 650301-, CTS S/N 650401-, 9650 S/N -695300, 9650CTS S/N -695400	\$435.00

Order No: WN-AH236427

Description	Retail
 Unloading Auger Swing Cylinder Applications: 9870STS, 9770STS, 9670STS Features: 35" Long 9870STS SN 735101-, 9670STS SN 735101-, 9770STS SN 735101-,	\$460.00

Order No: WN-H118400

Description	Retail
 Swing Cylinder Orifice Applications: 6620, 7720, 8820, 6622, 9650STS, 9750STS, 9860STS, 9660STS, 9760STS, 9560STS, 9570STS, 9870STS, 9670STS, 9770STS, 9930, 9960, 9965, 9976, 9935, 9970, 9986, 9996, 7760, 7260, 7660, 7760, CP20, CP690, 4710, 4920, 4720, 4930, 4830, 4630, 4730, 4940, R4023	\$8.00


**Pump: Assembly**

Order No: WR-AZ33650

Description	Retail
 Hydraulic Pump Applications: 4425	\$975.00


**Pump: Drives, Couplers, Hubs & Pulleys**

Order No: WN-H132937

Description	Retail
 Pump, Reel, Pulley Applications: CTS, CTS II, 9400, 9410, 9450, 9500, 9500SH, 9501, 9510, 9550, 9550SH, 9600, 9610, 9650 Features: Effective Dia 9.803", Groove Width 1.259", Bore Dia .75" 9450 S/N -690243, 9550 S/N -695200, 9550SH S/N -695700	\$110.00

**Pump: Repair Parts**

Order No: WN-AH201531

Description	Retail
 Pump, Reel, Pulley, Bearing Applications: CTS II, 9400, 9410, 9450, 9500, 9510, 9550, 9560, 9600, 9610, 9650, 9650CTS, 9650STS, 9660, 9660CTS, 9660STS, 9750STS, 9760STS, 9860STS	\$35.00

**Combine: Operators Station / Cab**


**Air Conditioning / Heating: Auxiliary Heaters**

Order No: WN-AH24454

**Combine: Operators Station / Cab**


**Air Conditioning / Heating: Auxiliary Heaters**

Order No: WN-AH24454


Description	Retail
 Cab, Auxiliary Heater Applications: Various Features: Single 2-Speed Fan, 24 Volt, 20, 000 BTU, Install Kit Incl.	\$207.00

**Air Conditioning / Heating: Blower Motors**


Order No: WN-1987399C3

Description	Retail
 Blower Motor Applications: 3300, 4030, 4040, 4230, 4240, 4430, 4440, 4630, 4640, 4840, 4420, 6600, 6620, 7700, 7720, 8820, 9400, 9500, 9600, CTS, 9570STS, 9870STS, 9670STS, 9770STS, 5200, 5400, 54440, 5460 Features: 12V, 3/8"x4-1/4" Double Shaft, Rev, 3 Speed, Vented, 4 Wire	\$85.00


Order No: WN-331839

Description	Retail
 Cab Blower Motor Applications: 3300, 4400, 6600, 7700, 5200, 5400, 2250, 2270 Features: 12 Volt, 5/16" x 1-1/2" Shaft, Reversible, Sealed	\$87.75


Order No: WN-3-335

Description	Retail
 Cab, Fan Motor Applications: 45, 55, 95, 299, 499, 699, 4400, 4420, 6600, 7700, 8820, 9600, 9900, 9940, 9950, 9960, 2755, 2840, 2855, 2970, 2950, 4050, 4055, 4250, 4450, 4555 Features: 12 Volt, 5/16" Double Shaft, 1 Speed	\$89.25


Order No: WN-3-367

Description	Retail
 Cab, Fan Motor Applications: 99, 299, 499, 699, 2750, 2755, 2840, 2855, 2940, 2950, 2955, 3300, 4020, 4040, 4050, 4055, 4230, 4240, 4250, 4255, 4320, 4430, 4440, 9900, 9600 Features: 12 Volt, 5/16" Double Shaft, 3 Speed	\$62.75


Order No: WN-AH128925

Description	Retail
 Cab, Fan, Blower Motor, Pressurizer Applications: 9400, 9410, 9450, 9500, 9510, 9510SH, 9550, 9550SH, 9600, 9610, 9655	\$111.00

Order No: WN-AH128926


Description	Retail
 Cab Blower Motor Applications: 9400, 9410, 9450, 9500, 9510, 9510SH, 9550, 9550SH, 9600, 9610, 9656, 9650, 9750, 9860, 7460, 9986, 9996 Features: Fits John Deere Windrower 4890, 4895, 4990, 4995	\$96.00

Order No: WN-AL110881


Description	Retail
 Cab, Fan, Blower Motor, AC/Heater Applications: 2040, 2140, 2350, 2550, 2555, 2650, 2780, 2850, 2950, 3040, 3140, 3150, 4425, 5200, 5210, 5220, 5300, 5310, 5320, 5320N, 5400, 5410, 5420, 5420N, 5500, 5510, 5520, 5520N, 6110, 6120, 6200, 6210, 6215, 6220, 6300, 6300L, 6310, 6320, 6400, 6500, 7200, 7200, 7400, 7410, 7510, 7600, 7700 Features: 14.9 Amps, Voltage 12 Additional Models: 1640, 6405, 6410, 6415, 6420, 6605, 6615, 6715, 6820, 6920, 6920S, 7210, 7220, 7320, 7420, 7520, 7610, 7710, 7800, 7810, Industrial and Construction: 3200, 3215, 3220, 3400, 3415, 3420, 3430, 3440, 3450, 3460, 3470, 3480, 3490, 3500, 3510, 3520, 3530, 3540, 3550, 3560, 3570, 3580, 3590, 3600, 3610, 3620, 3630, 3640, 3650, 3660, 3670, 3680, 3690, 3700, 3710, 3720, 3730, 3740, 3750, 3760, 3770, 3780, 3790, 3800, 3810, 3820, 3830, 3840, 3850, 3860, 3870, 3880, 3890, 3900, 3910, 3920, 3930, 3940, 3950, 3960, 3970, 3980, 3990, 4000, 4010, 4020, 4030, 4040, 4050, 4060, 4070, 4080, 4090, 4100, 4110, 4120, 4130, 4140, 4150, 4160, 4170, 4180, 4190, 4200, 4210, 4220, 4230, 4240, 4250, 4260, 4270, 4280, 4290, 4300, 4310, 4320, 4330, 4340, 4350, 4360, 4370, 4380, 4390, 4400, 4410, 4420, 4430, 4440, 4450, 4460, 4470, 4480, 4490, 4500, 4510, 4520, 4530, 4540, 4550, 4560, 4570, 4580, 4590, 4600, 4610, 4620, 4630, 4640, 4650, 4660, 4670, 4680, 4690, 4700, 4710, 4720, 4730, 4740, 4750, 4760, 4770, 4780, 4790, 4800, 4810, 4820, 4830, 4840, 4850, 4860, 4870, 4880, 4890, 4900, 4910, 4920, 4930, 4940, 4950, 4960, 4970, 4980, 4990, 5000, 5010, 5020, 5030, 5040, 5050, 5060, 5070, 5080, 5090, 5100, 5110, 5120, 5130, 5140, 5150, 5160, 5170, 5180, 5190, 5200, 5210, 5220, 5230, 5240, 5250, 5260, 5270, 5280, 5290, 5300, 5310, 5320, 5330, 5340, 5350, 5360, 5370, 5380, 5390, 5400, 5410, 5420, 5430, 5440, 5450, 5460, 5470, 5480, 5490, 5500, 5510, 5520, 5530, 5540, 5550, 5560, 5570, 5580, 5590, 5600, 5610, 5620, 5630, 5640, 5650, 5660, 5670, 5680, 5690, 5700, 5710, 5720, 5730, 5740, 5750, 5760, 5770, 5780, 5790, 5800, 5810, 5820, 5830, 5840, 5850, 5860, 5870, 5880, 5890, 5900, 5910, 5920, 5930, 5940, 5950, 5960, 5970, 5980, 5990, 6000, 6010, 6020, 6030, 6040, 6050, 6060, 6070, 6080, 6090, 6100, 6110, 6120, 6130, 6140, 6150, 6160, 6170, 6180, 6190, 6200, 6210, 6220, 6230, 6240, 6250, 6260, 6270, 6280, 6290, 6300, 6310, 6320, 6330, 6340, 6350, 6360, 6370, 6380, 6390, 6400, 6410, 6420, 6430, 6440, 6450, 6460, 6470, 6480, 6490, 6500, 6510, 6520, 6530, 6540, 6550, 6560, 6570, 6580, 6590, 6600, 6610, 6620, 6630, 6640, 6650, 6660, 6670, 6680, 6690, 6700, 6710, 6720, 6730, 6740, 6750, 6760, 6770, 6780, 6790, 6800, 6810, 6820, 6830, 6840, 6850, 6860, 6870, 6880, 6890, 6900, 6910, 6920, 6930, 6940, 6950, 6960, 6970, 6980, 6990, 7000, 7010, 7020, 7030, 7040, 7050, 7060, 7070, 7080, 7090, 7100, 7110, 7120, 7130, 7140, 7150, 7160, 7170, 7180, 7190, 7200, 7210, 7220, 7230, 7240, 7250, 7260, 7270, 7280, 7290, 7300, 7310, 7320, 7330, 7340, 7350, 7360, 7370, 7380, 7390, 7400, 7410, 7420, 7430, 7440, 7450, 7460, 7470, 7480, 7490, 7500, 7510, 7520, 7530, 7540, 7550, 7560, 7570, 7580, 7590, 7600, 7610, 7620, 7630, 7640, 7650, 7660, 7670, 7680, 7690, 7700, 7710, 7720, 7730, 7740, 7750, 7760, 7770, 7780, 7790, 7800, 7810, 7820, 7830, 7840, 7850, 7860, 7870, 7880, 7890, 7900, 7910, 7920, 7930, 7940, 7950, 7960, 7970, 7980, 7990, 8000, 8010, 8020, 8030, 8040, 8050, 8060, 8070, 8080, 8090, 8100, 8110, 8120, 8130, 8140, 8150, 8160, 8170, 8180, 8190, 8200, 8210, 8220, 8230, 8240, 8250, 8260, 8270, 8280, 8290, 8300, 8310, 8320, 8330, 8340, 8350, 8360, 8370, 8380, 8390, 8400, 8410, 8420, 8430, 8440, 8450, 8460, 8470, 8480, 8490, 8500, 8510, 8520, 8530, 8540, 8550, 8560, 8570, 8580, 8590, 8600, 8610, 8620, 8630, 8640, 8650, 8660, 8670, 8680, 8690, 8700, 8710, 8720, 8730, 8740, 8750, 8760, 8770, 8780, 8790, 8800, 8810, 8820, 8830, 8840, 8850, 8860, 8870, 8880, 8890, 8900, 8910, 8920, 8930, 8940, 8950, 8960, 8970, 8980, 8990, 9000, 9010, 9020, 9030, 9040, 9050, 9060, 9070, 9080, 9090, 9100, 9110, 9120, 9130, 9140, 9150, 9160, 9170, 9180, 9190, 9200, 9210, 9220, 9230, 9240, 9250, 9260, 9270, 9280, 9290, 9300, 9310, 9320, 9330, 9340, 9350, 9360, 9370, 9380, 9390, 9400, 9410, 9420, 9430, 9440, 9450, 9460, 9470, 9480, 9490, 9500, 9510, 9520, 9530, 9540, 9550, 9560, 9570, 9580, 9590, 9600, 9610, 9620, 9630, 9640, 9650, 9660, 9670, 9680, 9690, 9700, 9710, 9720, 9730, 9740, 9750, 9760, 9770, 9780, 9790, 9800, 9810, 9820, 9830, 9840, 9850, 9860, 9870, 9880, 9890, 9900, 9910, 9920, 9930, 9940, 9950, 9960, 9970, 9980, 9990, 10000	\$134.03

Mounting Base Length 6-7/8", Mounting base Width: 5-3/4", Overall Width 6-3/4th", Overall Height 5-7/8"

Order No: WN-BM2891


Description	Retail
 Blower Motor Impeller Applications: 3300, 4400, 4420, 6600, 6602, 6620, 7700, 8820, 955, 965, 965H, 968H, 975, 975HY4, 985, 985HY4 Features: Double, 3-3/4" Dia., 3/8" Shaft Dia. Reverse Rotation	\$21.06

Order No: WN-RE10998


Description	Retail
 Blower Motor Applications: 4040, 4240, 4440, 1640, 2040, 2040S, 2140, 3040, 3140, 2350, 2550, 2750, 2950, 4030, 4230, 4430, 4630, 8430, 8630, 2940, 8850, 8450, 8650, 4640, 4840, 4050, 4250, 4450, 4650, 4850, 8440, 8640, 4055, 4255, 4455, 4555, 4755, 4955, 4560, 4760, 4960, 6620, 7720, 8820, 7440, 9910, 9940, 9920 Features: 12 Volt, 3/8" x 5" Shaft, CW Rotation Cotton Pickers: 9950, 7445, 9930, 9960, 9965, 7450, Sprayer: 6000, 6500, 6100, 6600, 6700, Forage Harvester: 5720, 5820, 5730, 5830,	\$75.00

**Air Conditioning / Heating: Compressors**


Order No: WN-500-4024

Description	Retail
 Air Conditioner, Compressor Applications: 9510, 9550, 9560, 9610, 9640, 9650, 9660, 9680, 7200, 7210, 7400, 7410, 7510, 7720, 7820, 8100, 8110, 8120, 8200, 8210, 8220, 8300, 8310, 8320 Features: With Clutch, 8-Groove Pulley	\$345.00


Order No: WN-500-6000

Description	Retail
 Air Conditioner, Compressor Applications: 2350, 2550, 2750, 2940, 3150, 4030, 4040, 40230, 4240, 4320, 4430, 4440, 4520, 4630, 4640, 4840, 6620, 7020, 7720, 8430, 8440, 8630, 8640, 8820 Features: A/C Delco, Plain Head, 5.58" Single Groove Pulley	\$374.00

Order No: WN-600-258

Description	Retail
 Air Conditioner, Compressor, Clutch Applications: 4400, 4420, 6600, 6620, 7700, 7720, 8820, 4000, 4020, 4030, 4040, 4230, 4240, 4320, 4430, 4440, 4520, 4620, 4630, 4640, 4840, 5020, 6030, 7020 Features: Ag Style, 5-5/8" Diameter, 1 Groove, Coil Separate Additional Applications: 7520, 8430, 8440, 8630, 8640	\$149.44

Order No: WN-AH169875

Description	Retail
 Air Conditioning Compressor Applications: 5085M, 5095M, 5105M, 5410, 5420, 5420N, 5510, 5520, 5520N, 6403, 6603, 7200, 7210, 7400, 7410, 7510, 7600, 7610, 7630, 7700, 7710, 7715, 7720, 7730, 7800, 7810, 7815, 7820, 7830, 7920, 7930, 8100, 8100T, 8110, 8110T, 8120, 8120T, 8130, 8200, 8200T, 8210, 8210T, 8220, 8220T, 8225R Features: Nippondenso, With Clutch Voltage 12 8230, 8230T, 8245R, 8270R, 8295R, 8295RT, 8300, 8300T, 8310, 8310T, 8320, 8320R, 8320RT, 8320T, 8330, 8330T, 8345R, 8345R, 8345RT, 8400, 8400T, 8410, 8410T, 8420, 8420T, 8430 Model Year 2006 2009, 8430T, 8520, 8520T, 8530, 8630, 9100, 9120, 9220, 9230, 9300T, 9320, 9320T, 9330, 9400T, 9420, 9420T, 9430, 9430T, 9520, 9520T, 9530, 9530T, 9620, 9620T, 9630, 9630T; Additional Models: Fits John Deere	\$250.00

John Deere®




**Combine: Operators Station / Cab**

**Air Conditioning / Heating: Compressors**


**Order No: WN-AH169875**

Combine(s) CTS II, 9410, 9450, 9510, 9510SH, 9550, 9550SH, 9560, 9560SH, 9560STS, 9570STS, 9610, 9640, 9650, 9650CTS, 9650STS, 9660, 9660CTS, 9660STS, 9670STS, 9680, 9750STS, 9760STS, 9770STS, 9860STS, 9870STS; Fits John Deere Cotton Picker(s) 7760; Fits John Deere Harvester(s) 7200, 7250, 7300, 7350, 7400, 7450, 7500, 7550, 7700, 7750, 7800, 7850, 7950; Fits John Deere Industrial(s) 310G, 310SG, 310SJ, 315SG, 315SJ, 410G, 410J, 450H, 450J, 550H, 550J, 560D S/N -596699, 643H, 644G, 650H, 650J, 653E, 653G, 710D, 710J, 740, 740G, 740G S/N 559115-, 840, 843H; Fits John Deere Skid Steer Loader(s) 360DC S/N -596699, 360DG, 460DC S/N -596699, 540G S/N 558205-, 540G-II, 540G-III, 548G S/N 558205-, 548G-II, 548G-III, 640G S/N 558205-, 640G-II, 640G-III, 648G S/N 558205-, 648G-II, 648G-III, 748G S/N 559115-, 748G-II, 748G-III; Fits John Deere Sprayer(s) 4700, 4710, 4720, 4920, 4930, 6700; Fits John Deere Swather(s) 4895, 4995


**Order No: WN-AZ44541**

 Description	Retail
Air Conditioner, Compressor Applications: 6610, 6650, 6710, 6750, 6810, 6850, 6910, 6950, 7200, 7300, 7400, 7500, 7700, 7800, 2054, 2056, 2058, 2064, 2066, 2254, 2256, 2258, 2264, 2266 Features: 6610 S/N 500923-, 6710 S/N 500923-, 6810 S/N 500923-, 6910 S/N 500923-, (7200, 7300, 7400, 7500, 7700, 7800, All S/N -earlier)	\$260.00


**Order No: WN-RE10975**

 Description	Retail
Air Conditioner, Compressor, Clutch Applications: 4050, 4055, 4250, 4255, 4420, 4450, 4455, 4555, 4560, 4650, 4755, 4760, 4850, 4955, 4960, 6620, 7720, 8450, 8560, 8650, 8760, 8820, 8850, 9400 Features: Nippondenso Style, 1 groove, 5.75" pulley	\$160.06

**Order No: WN-RE12513**


 Description	Retail
Air Conditioner Compressor Applications: 300D, 310C, 310D, 315C, 315D, 344E, 410B, 410C, 410D, 444D, 444E, 510B, 510C, 510D, 540E, 544D, 544E, 544G, 548E, 610c, 624E, 624G, 640E, 643, 643D, 644D, 644E, 644G, 648E, 740E, 748E, 4435, 7722, 2250, 2355, 2450, 2555, 2650, 2755, 2850, 2855N, 2955, 3050, 3055, 3155, 3255, 3350, 3650, 4050, 4055, 4250, 4255, 4450, 4455, 4555, 4560, 4650, CTS, 4420, 4425, 4755, 4760, 4850, 4955, 4960, 5720, 6620, 6622, 7720, 8450, 8560, 8650, 8760, 8820, 8850, 8960, 9400, 9500, 9500SH, 9600 Features: Nippondenso, Ear Mounting, With New 5.75" Clutch 300D S/N -790702, 310D S/N -790702, 315D S/N -790702, 410D S/N -790702, 510D S/N -790702, 540E S/N -542089, 544G S/N -542069, 548E S/N -542089, 624G S/N -542069, 640E S/N -542089, 643, 643D S/N -792107, 644G S/N -542069, 648E S/N 542089, 740E S/N -542089, 748E S/N -542089, CTS S/N -650401, 1055, 1065 S/N 41201-, 1075 S/N 44137-, 1085 S/N 44137-, 4420 S/N 610101-, 6620 S/N 600001-, 6622 S/N 615401-, 7720 S/N 600001-, 7722 S/N 600001-, 8820 S/N 615401-, 9400 S/N -650101, 9500 S/N - 650201, 9600 S/N -650301	\$325.00

**Order No: WN-RE46657**


 Description	Retail
Air Conditioner Compressor Applications: 9400, 9500, 9500SH, 9600, 8570, 8770, 8870, 8970	\$359.00

Features: Nippondenso, With Clutch, No Manifold, R134a 9400 1993-, 9500 S/N 650201-, 9500SH 1993-, 9600 1993-; Does not come with AC lines manifold - Old manifold needed

**Order No: WN-RE52508**


 Description	Retail
Air Conditioner, Compressor, Clutch Applications: 9670, 9670STS, 9680, 9680STS, 9680WTS, 9750, 9750STS, 9760, 9760STS, 9770, 9770STS, 9780, 9780CTS, 9860, 9860STS, 9870, 9870STS, 9880, 9880 STS, 7180, 7200, 7250, 7300, 7350, 7380, 7400, 7450, 7455, 7460, 7480, 7500, 7550, 7580, 7660, 7700, 7750, 7760, 7780, 7800, 7850, 7950, 7980, C670, CTSII, S550, S560, T550, T560, T660, T670, W540, W550, W650, W660, 9410, 9450, 9510, 9510 SH, 9540, 9540WTS, 9550, 9550 SH, 9560, 9560 SH, 9560STS, 9560WTS, 9570, 9570STS, 9580, 9580WTS, 9610, 9640, 9640WTS, 9650, 9650CTS, 9650STS, 9660, 9660CTS, 9660STS, 9660WTS Features: 5.75", 8 Groove	\$130.00

**Order No: WN-RE58348**


 Description	Retail
Air Conditioner, Compressor, Clutch Applications: CTS, 300D, 310D, 315D, 410D, 4560, 4760, 4755, 4955, 4960, 510D, 710D, 750C, 850C, 8570, 8770, 8870, 8970, 9500, 9500SH, 9600, 9970, 9976, 9986 Features: Single Groove, Electric	\$126.00

**Air Conditioning / Heating: Condensers**


**Order No: WN-AH140472**

 Description	Retail
Oil Cooler Condenser for Air Conditioning Applications: 9500, 9400, 9600, CTS Features: Core Height: 26-3/8", Core Width: 21", Depth: 2-5/8" CTS (s/n 665400-earlier), 9400 (s/n 665100-earlier), 9500 (s/n 665200-earlier), 9500 SH (s/n 665200-earlier), 9600 (with 253 HP Engine Only)	\$750.00


**Order No: WN-AH149618**

 Description	Retail
A/C Condenser Applications: 9500, 9400, 9600CTS, 9410, 9510, 9510SH, 9610, CTSII, 9450, 9550, 9550SH, 9650, 9660, 9660CTS Features: W/O Fuel Cooler, 26-1/2" Wide, 12-3/8" Tall	\$305.00


**Order No: WN-AH150219**

 Description	Retail
Air Conditioner, Oil Cooler Applications: 9400, 9500, 9600, CTS Features: Used With 190HP Engine	\$738.00

**Order No: WN-AH163522**

 Description	Retail
Air Conditioner Condenser Applications: 9550, 9550SH, 9650, 9650CTS, 9650STS, 9750STS, 9860STS, 9560, 9560SH, 9660, 9660CTS, 9660STS, 9760STS, 9560STS, 9570STS, 9870STS, 9670STS, 9770STS, S550, S660, S670, 9976, 9986, 9996	\$550.00

**Order No: WN-AH87966**

 Description	Retail
Air Conditioning Condenser Applications: 955, 956, 975, 985, 1065, 1068H, 1072, 1075, 1075H, 1085, 1085H, 1166, 1169, 1174, 1177, 1188, 1188H, 2250, 2270, 2280, 4425, 5440, 5460, 5720, 5730, 5820, 5830, 6600, 6620, 6622, 7700, 7720, 7722, 8820 Features: 17-1/4" High x 28-3/4" Wide	\$180.00

**Air Conditioning / Heating: Evaporators**


**Order No: WN-AR88076**

John Deere®


**Combine: Operators Station / Cab**

**Air Conditioning / Heating: Evaporators**

Order No: WN-AR88076


Description	Retail
 Air Conditioner, Evaporator Applications: 4030, 4040, 4050, 4055, 4230, 4240, 4250, 4255, 4430, 4440, 4450, 4455, 4555, 4560, 4630, 4640, 4755, 4760, 4840, 4955, 4960, 8430, 8440, 8630 Features: With Heater Core Additional Applications: 2320 Windrower, 2420 Windrower, 4425 S/N -013221, 5720 Forage Harvester, 5730 Forage Harvester, 5820 Forage Harvester, 5830 Forage Harvester, 6620, 6622, 7720, 7722, 7440 Cotton Stripper, 7445 Cotton Stripper, 7450 Cotton Stripper, 8450, 8640, 8650, 8850, 9920, 9930, 9931, 9940, 9950, 9960, 9965, 9970, 9976	\$200.71

Order No: WN-RE52265


Description	Retail
 Evaporator Air Conditioning Applications: 4030, 4230, 4430, 4630, 8430, 7630, 4040, 4240, 4440, 4640, 4840, 4050, 4250, 4450, 4650, 4850, 4055, 4255, 4455, 4555, 4755, 4955, 4560, 4760, 4960, 8440, 8640, 8850, 9910, 9940, 7440, 9920, 9950, 7445, 9930, 9960, 9965, 7450, 9976, 9935, 7455, 9970, 6620, 7720, 8820, 6000, 6100, 6500 Features: 4030 SG Body S/N 76141-, 4230 SG Body S/N 76059-, 4430 SG Body S/N 76041-, 4630 SG Body S/N 76110-, 8430 SG Body S/N 75971-, 8630 SG Body S/N 75978-; Additional Sprayer Models: 6000, 6100, 6500, 6600, 6700; Fits John Deere Harvester(s) 484, 5720, 5730, 5820, 5830, 7440, 7445, 7450, 7455, 9910, 9920, 9930, 9935, 9940, 9950, 9960, 9965, 9970, 9976; Fits John Deere Hay Equipment(s) 2320, 2420, 3430, 3830; Fits John Deere Sprayer(s) 6000, 6100, 6500, 6600, 6700	\$185.00

**Air Conditioning / Heating: Expansion Valves**


Order No: WN-904-215

Description	Retail
 Air Conditioner, Expansion Valve Applications: 4000, 4020, 4320, 4520, 4620, 5020, 6030, 7020, 7520 Features: Internally Equalized, 3/8" x 1/2" Male Flare 4520 w/ 208300, 7520 1972-1975	\$34.00


Order No: WN-904-252

Description	Retail
 Air Conditioner, Expansion Valve Applications: 4400, 4420, 6600, 7700 Features: External Equalizer, 1/2" x 3/8" Male Flare, R12	\$25.00

Order No: WN-904-304

Description	Retail
 Expansion Valve Applications: 1640, 2040, 2140, 2350, 2355, 2550, 2555, 2750, 2755, 2940, 2950, 2955, 3055, 3150, 3155, 3255, 3640, 4030, 4040, 4050, 4055, 4230, 4240, 4250, 4255, 4430, 4440, 4450, 4455, 4555, 4560, 4630, 4640, 4650, 4755, 4760, 4840, 4850, 4955, 4960, 8430, 8440, 8450, 8630, 8640, 8650, 8850, 7720 Features: 3/8" x 1/2" Male O-Ring, Externally Equalized, 2 Ton 1640 S/N 430000-, 2040 S/N 430000-, 2140 S/N 430000-, 3155 S/N -738221, 8430 Years 1974-1981; Additional Models Fits John Deere Combine(s) 4425, 7720	\$22.25

Order No: WN-904-617

Description	Retail
 Expansion Valve Block Style Applications: CTS, CTS II, 9400, 9410, 9450, 9500, 9500SH, 9510, 9510SH, 9550, 9550SH, 9560, 9560SH, 9560STS, 9600, 9610, 9650,	\$34.75

9650CTS, 9650STS, 9660, 310D, 315D, 410D, 510D, 540E, 540G, 544G, 548E, 548G, 624G, 640E, 640G, 644G, 648E, 648G, 710D, 740E, 740G, 748E, 748G  
 Features: Block Valve, 5/8" x5/8" Fitting Fits John Deere Windrowers 4890, 4895, 4990, 4995

**Air Conditioning / Heating: Lines & Fittings**


Order No: WN-013N

Description	Retail
Air Conditioner, O-Ring Applications: 9500, 9510, 9550, 9560, 9600, 9610, 9640, 9650, 9660, 9680, 1640, 2040, 2140, 2250, 2350, 2355, 2450, 2550, 2555, 2650, 2750, 2755, 2850, 2940 Features: Priced and Sold in 10-Pack	\$2.01

Order No: WN-71428H

Description	Retail
 Air Conditioner, Refrigerant, Fitting Applications: 2040, 2240, 2440, 4040, 4050, 4055, 4230, 4240, 4250, 4255, 4430, 4440, 4450, 4455, 4520, 4555, 4560, 4620, 4630, 4640, 4650 Features: Duracool R134A High Side	\$7.75


Order No: WN-71428L

Description	Retail
 Air Conditioner, Refrigerant, Fitting Applications: 2040, 2240, 2440, 4040, 4050, 4055, 4230, 4240, 4250, 4255, 4430, 4440, 4450, 4455, 4520, 4555, 4560, 4620, 4630, 4640, 4650 Features: Duracool R134A Low Side	\$8.00

Order No: WN-AH126034

Description	Retail
Line, Comp. Ret. Line Applications: 9400, 9500, 9500SH, 9600 Features: 9400 S/N -665539), 9500 RETURN, 9500SH RETURN, 9600 RETURN, 9600 AIR CONDITIONING SYSTEM R12 TO R134A S/N -650300	\$155.35


Order No: WN-AH126036

Description	Retail
 Air Conditioner, Line, Cond. to Receiver/Drier Applications: 9400, 9500, 9600, CTS, CTS II Features: 9400 S/N -650400, 9500 S/N -650200, 9600 S/N -650300, CTS S/N -650400, CTSII (PRESSURE)	\$105.44

Order No: WN-AH126044


Description	Retail
Air Conditioning Line Applications: 9400, 9500, 9500SH, 9600 Features: Compressor To Condenser 9400 R12-R134A S/N -650100, 9400 S/N -640100, 9500 R12-R134A S/N -650200, 9500 S/N -640200, 9500SH R12-R134A S/N -650200, 9500SH S/N -640200, 9600 R12-R134A S/N -650300, 9600 S/N -640300	\$66.24

Order No: WN-AH144792

Description	Retail
 Air Conditioning Line Applications: 7700, 7720, 8820 Features: Compressor to Condenser Hose, A6 Compressor 7700, 7720, 8820 All SN -600000	\$66.75

**Air Conditioning / Heating: Receiver/Driers**

Order No: WN-804-1890

Description	Retail
 Receiver Drier Air Conditioner Applications: CTS, CTS II, 4700, 4710, 6620, 7720, 8100, 8100T, 8200, 8210, 8300, 8310, 8400, 8410, 8410T, 7720, 8820, 9400, 9410, 9450, 9500, 9500, 9500SH, 9510, 9510SH, 9550, 9550SH, 9560, 9560SH, 9560STS, 9570STS, 9600, 9610, 9650, 9650CTS, 9650STS, 9660, 9660CTS, 9670STS, 9750STS, 9760STS Features: Additional Applications: 9600 S/N 650201-, 6620 S/N 600001-, 7720 S/N 600001-,	\$39.75

John Deere®

**Combine: Operators Station / Cab**

**Air Conditioning / Heating: Receiver/Driers**

**Order No: WN-804-1890**

8820 S/N 615401-, 9400 S/N -650100, 9600 S/N 650201-, 9770STS, 9860STS, 9870STS; Fits John Deere Cotton Pickers 7760, 9940, 9950, 9960, 9965, 9976; Fits John Deere Forage Harvesters 5730, 5830, 6610, 6710, 6810, 6910; Fits John Deere Sprayers 4700, 4710; Fits John Deere Industrial 540G, 548G, 640G, 648G, 740G, 748G

**Order No: WN-804-464**



Description	Retail
Air Conditioner, Receiver Drier, R12/R134A Applications: 3300, 4400, 4420, 6600, 6602, 6620, 6622, 7700, 7720, SE6010, SE6100, SE6110, SE6200, SE6210, SE6300, SE6310, SE6400, SE6410, 1640, 2040, 2140, 2250, 2350, 2355, 2450, 2550, 2555, 2650, 2750, 2850, 2855, 2940, 2950, 2955, 3030, 3040, 3050, 3055, 3130, 3140, 3150, 3155, 3255, 3350 Features: 7.9" x 4" Diameter, 3/8" Female x 3/8" Male Fittings 3300 1975-, 4400 1975-1979, 6600 1975-, 6602 1975-, 6620 S/N -600000, 7700 1975-, 7720 S/N -600000; Additional Models: 3640, 3650, 4030, 4040, 4050, 4055, 4230, 4240, 4250, 4255, 4350, 4430, 4440, 4450, 4455, 4555, 4560, 4630, 4640, 4650, 4755, 4760, 4840, 4850, 4955, 4960, 5065M, 5075M, 5083, 5085M, 5093, 5095M, 5101, 5103, 5105, 5105M, 5200, 5210, 5220, 5225, 5300, 5303, 5310, 5320, 5325, 5400, 5410, 5420, 5425, 5500, 5510, 5520, 5525, 5603, 5625, 5725, 6010, 6100, 6100D, 6110, 6110D, 6115D, 6125D, 6130D, 6140D, 6200, 6210, 6300, 6310, 6400, 6403, 6405, 6410, 6500, 6506, 6510, 6600, 6603, 6605, 6610, 6800, 6810, 6900, 6910, 7185J, 7200, 7200R, 7205J, 7210, 7215R, 7225J, 7230R, 7260R, 7280R, 7400, 7410, 7505, 7510, 7600, 7610, 7630, 7700, 7710, 7730, 7800, 7810, 7830, 7930, 8235R, 8260R, 8285R, 8310R, 8335R, 8360R, 8430, 8440, 8450, 8630, 8640, 8650, 8850, 9100, 9120, 9200, 9220, 9300, 9320, 9330, 9360R, 9400, 9410R, 9420, 9430, 9510R, 9520, 9530, 9560R, 9620, 9630; Fits John Deere Combine(s) 955, 965, 968, 975, 985, 1065, 1068, 1072, 1075, 1085, 4400, 4420 (Patriot), 6600, 6602, 6620, 6622, 7700, 7720, 7722, 8820	\$32.00

**Order No: WN-804-478**

Description	Retail
Air Conditioner, Receiver Drier Applications: 4400, 6600, 7700 Features: 4400 1971-1974, 7700 1970-1974	\$39.00

**Order No: WN-AH211387**

Description	Retail
Receiver/Drier Applications: 9400, 9410, 9450, 9500, 9500SH, 9510, 9510SH, 9550, 9550SH, 9560, 9560SH, 9560STS, 9570STS, 9600, 9610, 9650, 9650CTS, 9650STS Features: LF Corner Grain Bin-Behind Access Door 9400 S/N 650101-	\$60.83

**Air Conditioning / Heating: Switches/Electrical**

**Order No: WN-220-215**

Description	Retail
Cab, Fan, Blower Switch Applications: 4420, 6600, 6620, 7700, 7720, 8820, 4000, 4020, 4030, 4040, 4230, 4240, 4250, 4430, 4440, 4620, 4630, 4640, 5020, 6030, 7020, 7520, 8430, 8630 Features: 3 Speed, Short Shaft, No Resistor on Switch	\$7.19

**Order No: WN-220-256**



Description	Retail
Switch, Air Conditioner/Heater Applications: 4420, 6600, 6620, 7700, 7720, 8820, 6600, 2940, 4030, 4040, 4050, 4055, 4230, 4240, 4250, 4255, 4430, 4440, 4450, 4455, 4520, 4555, 4560, 4620, 4630, 4640, 4650, 4755, 4760, 4840, 4850, 4955, 4960, 5020, 5200, 5210, 5300, 5310, 5400, 5410, 5500, 5510, 8430, 8440, 8450, 8630, 8640, 8650 Features: 8430 Model Year 1974-1981, 8850	\$19.95

**Order No: WN-220-5000**

Description	Retail
Air Conditioner, Compressor, Super Heat Applications: 1640, 2040, 2040S, 2140, 2350, 2550, 2750, 4400, 4420, 6600, 6620, 7700, 7720, 8820 Features: Switch, Snap Ring and O-ring, for A6 & S6 Compressors (1640, 2040, 2040S, 2140, All Euro Edition S/N -429999)	\$28.50

**Order No: WN-A6ADP**

Description	Retail
Manifold Extension Applications: CTS, CTS II, 9400, 9410, 9450, 9500, 9500SH, 9510, 9510SH, 9550, 9550SH, 9560, 9560SH, 9560STS, 9600, 9610, 9650, 9650CTS, 9650STS, 9660, 9660CTS, 9660STS, 9670STS, 9870STS, 7760, 9935, 9950, 9970, 9976, 9986, 9996, 7440, 7450, 7455, 5730, 5830, 6610, 6710, 6810, 6910, 7250, 7350 Features: 1/2" Manifold, Pad Mount, 1/4" Male Ports Additional Models: 6620 S/N 600001-, 6622 S/N 600001-, 7720 S/N 600001-, 8820 S/N 600001-, 9860STS S/N -736336, 9920 S/N 281-, 9930 S/N 14001-, 9960 S/N -2000, 9965 S/N 2000, 7445 S/N 16001-, 5720 Year 1989-, 5820 Year 1989-, 7200 S/N 507479-, 7300 S/N 507479-508099, 7400 S/N 507100-, 7450, 7500 S/N 507479-, 7550, 7700 S/N 507479-, 7750, 7800 S/N 507479-, 7850, 7950, 6000, 6100, 6500, 6600, 6700, 3430 S/N 960001-, 3830 S/N 960001-, 4890, 4895, 4990, 4995, 3055 S/N -736336, 3255 S/N -736336, 4030, 4040, 4050, 4055, 4230, 4240, 4250, 4255, 4430, 4440, 4450, 4455, 4555, 4560, 4630, 4640, 4650, 4755, 4760, 4840, 4850, 4955, 4960, 7200, 7400, 7600, 7700, 7800, 8430 Model Years 1974-1981, 8440, 8450, 8630, 8640, 8650, 8850	\$48.17

**Order No: WN-RE24307**

Description	Retail
Air Conditioner, High Pressure Switch Applications: CTS, CTS II, 6620, 6622, 7720, 8820, 9400, 9410, 9450, 9500, 9500SH, 9510, 9510SH, 9550, 9550SH, 9560, 9560SH, 9560STS, 9600, 9610, 9560, 9650CTS, 9650STS, 9660, 9660CTS, 9660STS, 9670STS, 9750STS, 9760STS, 9770STS, 9860STS, 9870STS, 7760, 9920, 9930, 9935, 9950, 9960, 9965 Features: In A/C Line By Condenser (6620, 6622, 7720, 8820 S/N 600001-), 9860STS S/N -736336, 9920 S/N 281-, 9930 S/N 14001-, 9960 S/N -2000, 9965 S/N 2000, 9976, 9986, 9996, 7440, 7445 S/N 16001-, 7450, 7455	\$29.00

**Cab: Foam Kits, Headliners, Floor Mats**

**Order No: WN-20SERIESCOMBINECFK**

Description	Retail
Cab, Foam Kit Applications: 6620, 7720, 8820 Features: 8 Pieces	\$145.00

**Order No: WN-20SERIESCOMBINEHDLR**

Description	Retail
Cab, Headliner Kit Applications: 4420, 6620, 7720, 8820 Features: 2 Pieces, Truck Freight Only	\$272.00

**Order No: WN-4070**




**Combine: Operators Station / Cab**

**Cab: Foam Kits, Headliners, Floor Mats**

Order No: WN-4070

Description	Retail
Cab, Foam Kit Applications: 3300, 4400, 4420 Features: 10 Pieces, Includes Headliner	\$208.00

Order No: WN-4190

Description	Retail
 Cab, Foam Kit Applications: CTS, CTS II, 9400, 9410, 9450, 9500, 9500SH, 9550, 9550SH, 9560, 9600, 9610, 9650, 9660, 9600CTS, 9560, 9650, 9660, 9750, 9760, 9860STS Features: Sailcloth Tan, 3 Pieces	\$309.00

Order No: WN-4193

Description	Retail
Cab, Foam Kit, Lower Applications: CTS, CTS II, 9400, 9410, 9450, 9500, 9510, 9550, 9560, 9560STS, 9600, 9610, 9650, 9650CTS, 9650STS, 9600, 9600CTS, 9750STS, 9860 Features: Camel Hair Cloth Additional Applications: 9500SH, 9510SH, 9550SH, 9750	\$309.00


Order No: WN-4526

Description	Retail
Cab, Headliner, Front Panel Applications: 4420, 6620, 7720, 8820 Features: 1 Piece	\$84.00

Order No: WN-4558

Description	Retail
Cab Headliner Front Panel Applications: 9400, 9410, 9450, 9500, 9510, 9550, 9560, 9560STS, 9600, 9610, 9650, 9650CTS, 9650STS, 9660, 9660CTS, 9660STS, 9750, 9750STS, 9760STS, 9860 Features: Sailcloth Tan Color, Vinyl, Perforated, For Models w/o Visor	\$179.00

Order No: WN-4559

Description	Retail
 Cab, Headliner, Main Panel Applications: CTS, CTS II, 9400, 9410, 9500, 9500SH, 9510, 9510SH, 9600, 9610 Features: Early Models, Camel Hair Tan Cloth	\$333.00


Order No: WN-4560

Description	Retail
Cab, Headliner, Main Panel Applications: JD 9000 Series Late Model Combines, CTS, CTS II, 9400, 9410, 9500, 9500SH, 9510, 9510SH, 9600, 9610 Features: Camel Hair Cloth	\$333.00


Order No: WN-4561

Description	Retail
Cab, Headliner, Front Panel Applications: 9400, 9410, 9450, 9500, 9510, 9550, 9560, 9560STS, 9600, 9610, 9650, 9650CTS, 9650STS, 9660, 9660CTS, 9660STS, 9750, 9760STS, 9860 Features: Camel Hair Tan Color, Non-Perforated, For Models w/o Visor If factor visor, order WN-AH120887	\$179.00


Order No: WN-4562

Description	Retail
 Cab, Headliner, Front Panel Applications: CTS, CTS II, 9400, 9410, 9450, 9500, 9500SH, 9510, 9510SH, 9550, 9550SH, 9560, 9560STS, 9600, 9610, 9650, 9650CTS, 9650STS, 9660, 9750, 9860 Features: For Late Machines With Visor, Camel Hair Cloth Additional Applications, 9660CTS, 9660STS, 9750STS, 9760STS	\$179.00

Order No: WN-4563

Description	Retail
 Cab, Headliner, Rear Panel Applications: CTS, CTS II, 9400, 9410, 9450, 9500, 9510, 9550, 9560, 9560STS, 9600, 9610, 9650, 9650CTS, 9650STS, 9660, 9660CTS, 9750STS, 9760STS, 9860 Features: Camel Hair Cloth Additional Applications: 9500SH, 9510SH, 9550SH, 9750	\$196.00


Order No: WN-4566

Description	Retail
 Cab, Headliner Applications: CTS, CTS II, 9400, 9410, 9500, 9500SH, 9510, 9510SH, 9600, 9610 Features: Main Panel, Tan, Vinyl, Perforated 9610 All Late Models	\$333.00

Order No: WN-4567

Description	Retail
Cab Headliner Rear Panel Applications: 9400, 9410, 9450, 9500, 9510, 9550, 9560, 9560STS, 9600, 9610, 9650, 9650CTS, 9660, 9660CTS, 9660STS, 9750, 9750STS, 9760STS, 9860, CTS Features: Sailcloth Tan Color, Vinyl, Perforated	\$196.00

Order No: WN-4568

Description	Retail
 Cab, Headliner, Main Panel Applications: 9450, 9550, 9550SH, 9560, 9560STS, 9650, 9650CTS, 9650STS, 9660, 9660CTS, 9660STS, 9750, 9750STS, 9760STS, 9860 Features: For Late II, Camel Hair Cloth	\$327.00

Order No: WN-AH118028

Description	Retail
 Panel, Bezel, Black Applications: 6620, 6622, 7720, 8820, 9910, 9920, 9930, 9940, 9950, 9960, 484, 7440, 7445, 5720, 5730, 5830, 2320, 2420, 3430, 3830, 4030, 4040, 4040S, 4230, 4240, 4240S, 4350, 4430, 4440, 4630, 4640, 4840, 8430, 8440, 8630, 8640 Features: W/Air Louvers	\$168.57

Order No: WN-AH120887

Description	Retail
Cab, Headliner, Front Panel Applications: 9400, 9410, 9450, 9500, 9510, 9550, 9550SH, 9560, 9560STS, 9600, 9610, 9650, 9650CTS, 9650STS, 9660, 9660CTS, 9660STS, 9750, 9750STS Features: Sailcloth Tan Color, Vinyl, Perforated, For Models w/ Visor If no visor, order WN-4561	\$179.00

Order No: WN-AH136326

Description	Retail
Cab Headliner Applications: 9400, 9410, 9500, 9500SH, 9510, 9510SH, 9600, 9610, CTS, CTS II Features: Sailcloth Tan Color, Vinyl, Perforated	\$333.00

Order No: WN-AH159236

Description	Retail
Cab, Headliner, Center Applications: 9450, 9550, 9550SH, 9560, 9560STS, 9650, 9650CTS, 9650STS, 9660, 9660CTS, 9660STS, 9750, 9750STS, 9860 Features: Perforated Sailcloth Tan, Vinyl	\$327.00


Order No: WN-AL31039

Description	Retail
Cab, Cowl Applications: 1640, 1641, 1840, 2040, 2140, 2141, 2350, 2440, 2541, 2550, 2640, 2750, 2941 Features: Right Hand 2440 S/N 341000-, 2640 S/N 341000-	\$318.75


Order No: WN-AL31040

John Deere®


**Combine: Operators Station / Cab**  
**Cab: Foam Kits, Headliners, Floor Mats**  
**Order No: WN-AL31040**

Description	Retail
 Cab, Cowl Applications: 1640, 1641, 1840, 2040, 2140, 2141, 2350, 2440, 2541, 2550, 2640, 2750, 2941 Features: LH, Green Plastic 2440 S/N 341000-, 2640 S/N 341000-	\$318.75


**Order No: WN-BULKFOAM-4005**

Description	Retail
 Cab, Bulk Foam, Red Applications: 45, 55, 95, 99, 105, 299, 499, 699, 2840, 2855, 2940, 2950, 2955, 3300, 4040, 4050, 4055, 4230, 4240, 4250, 4255, 4320, 4400, 4420, 4440, 4450 Features: 54" X 36", 1" Thick 4455, 4520, 4620, 4630, 4640, 4650, 6600, 6620, 7700, 7720, 8820, 9400, 9500, 9600, CTS	\$60.50


**Order No: WN-BULKFOAM-4006**

Description	Retail
 Bulk Foam, Cab, Berkshire Gray Applications: 45, 55, 95, 99, 105, 299, 499, 699, 2840, 2855, 2940, 2950, 2955, 3300, 4040, 4050, 4055, 4230, 4240, 4250, 4255, 4320, 4400, 4420, 4440, 4450, 4455, 4520, 4620, 4630, 4640, 4650, 6600, 6620, 7700, 7720, 8820, 9400, 9500, 9600, CTS Features: 54" X 36", 1" Thick	\$60.50


**Order No: WN-BULKFOAM-4007**

Description	Retail
 Cab, Bulk Foam, Black Applications: 45, 55, 95, 99, 105, 299, 499, 699, 2840, 2855, 2940, 2950, 2955, 3300, 4040, 4050, 4055, 4230, 4240, 4250, 4255, 4320, 4400, 4420, 4440, 4450 Features: 54" X 36", 1" Thick, 18 Holes Per Inch 4455, 4520, 4620, 4630, 4640, 4650, 6600, 6620, 7700, 7720, 8820, 9400, 9500, 9600, CTS	\$60.50


**Order No: WN-BULKFOAM-4008**

Description	Retail
 Cab, Bulk Foam, Black Applications: 45, 55, 95, 99, 105, 299, 499, 699, 2840, 2855, 2940, 2950, 2955, 3300, 4040, 4050, 4055, 4230, 4240, 4250, 4255, 4320, 4400, 4420, 4440, 4450, 4455, 4520, 4620, 4630, 4640, 4650, 6600, 6620, 7700, 7720, 8820, 9400, 9500, 9600, CTS Features: 54" X 36", 1" Thick, 64 Holes Per Inch	\$60.50


**Order No: WN-BULKFOAM-4009**

Description	Retail
 Cab, Bulk Foam, Basket Weave Black Applications: 45, 55, 95, 99, 105, 299, 499, 699, 2840, 2855, 2940, 2950, 2955, 3300, 4040, 4050, 4055, 4230, 4240, 4250, 4255, 4320, 4400, 4420, 4440, 4450 Features: 54" X 36", 1" Thick 4455, 4520, 4620, 4630, 4640, 4650, 6600, 6620, 7700, 7720, 8820, 9400, 9500, 9600, CTS	\$60.50


**Order No: WN-BULKFOAM-4010**

Description	Retail
 Cab, Bulk Foam, Ginger Brown Applications: 45, 55, 95, 99, 105, 299, 499, 699, 2840, 2855, 2940, 2950, 2955, 3300, 4040, 4050, 4055, 4230, 4240, 4250, 4255, 4320, 4400, 4420, 4440, 4450 Features: 54" X 36", 1" Thick 4455, 4520, 4620, 4630, 4640, 4650, 6600, 6620, 7700, 7720, 8820, 9400, 9500, 9600, CTS	\$60.50


**Order No: WN-BULKFOAM-4012**

Description	Retail
 Cab, Bulk Foam, Brindle Brown Applications: 45, 55, 95, 99, 105, 299, 499, 699, 2840, 2855, 2940, 2950, 2955, 3300, 4040, 4050, 4055, 4230, 4240, 4250, 4255, 4320, 4400, 4420, 4440, 4450 Features: 54" X 36", 1" Thick 4455, 4520, 4620, 4630, 4640, 4650, 6600, 6620, 7700, 7720, 8820, 9400, 9500, 9600, CTS	\$60.50


**Order No: WN-BULKFOAM-4013**

Description	Retail
 Cab, Bulk Foam, Black Applications: 45, 55, 95, 99, 105, 299, 499, 699, 2840, 2855, 2940, 2950, 2955, 3300, 4040, 4050, 4055, 4230, 4240, 4250, 4255, 4320, 4400, 4420, 4440, 4450 Features: 54" X 36", 2" Thick, 64 Holes Per Inch 4455, 4520, 4620, 4630, 4640, 4650, 6600, 6620, 7700, 7720, 8820, 9400, 9500, 9600, CTS	\$97.50


**Order No: WN-BULKFOAM-4015**

Description	Retail
 Cab, Bulk Foam, Berkshire Gray Applications: 45, 55, 95, 99, 105, 299, 499, 699, 2840, 2855, 2950, 2955, 3300, 4040, 4050, 4055, 4230, 4240, 4250, 4255, 4320, 4400, 4420, 4440, 4450, 4455 Features: 54" X 36", 1/2" Thick 4520, 4620, 4630, 4640, 4650, 6600, 6620, 7700, 7720, 8820, 9400, 9500, 9600, CTS	\$45.50


**Order No: WN-BULKFOAM-4016**

Description	Retail
 Cab, Bulk Foam, Black Applications: 45, 55, 95, 99, 105, 299, 499, 699, 2840, 2855, 2950, 2955, 3300, 4040, 4050, 4055, 4240, 4250, 4255, 4320, 4400, 4420, 4440, 4450, 4520, 4620 Features: 54" X 36", 1/2" Thick, 18 Holes per Inch 4630, 4640, 4650, 6600, 6620, 7700, 7720, 8820, 9400, 9500, 9600, CTS	\$45.50

**Order No: WN-BULKFOAM-4017**

Description	Retail
 Cab, Bulk Foam, Black Applications: 45, 55, 95, 99, 105, 299, 499, 699, 2840, 2855, 2940, 2950, 2955, 3300, 4040, 4050, 4055, 4230, 4240, 4250, 4255, 4320, 4400, 4420, 4440, 4450 Features: 54" X 36", 1/2" Thick, 64 Holes Per Inch 4455, 4520, 4620, 4630, 4640, 4650, 6600, 6620, 7700, 7720, 8820, 9400, 9500, 9600, CTS	\$45.50

**Order No: WN-BULKFOAM-4019**

Description	Retail
 Cab, Bulk Foam, Brindle Brown Applications: 45, 55, 95, 99, 105, 299, 499, 699, 2840, 2855, 2940, 2950, 2955, 3300, 4040, 4050, 4055, 4230, 4240, 4250, 4255, 4320, 4400, 4420, 4440, 4450 Features: 54" X 36", 1/2" Thick 4455, 4520, 4620, 4630, 4640, 4650, 6600, 6620, 7700, 7720, 8820, 9400, 9500, 9600, CTS	\$45.50

**Order No: WN-BULKFOAM-4084**

Description	Retail
 Cab, Bulk Foam, Sand Cloth Tan Applications: 45, 55, 95, 99, 105, 299, 499, 699, 2840, 2855, 2940, 2950, 2955, 3300, 4040, 4050, 4055, 4230, 4240, 4250, 4255, 4320, 4400, 4420, 4440, 4450, 4455, 4520, 4620, 4630, 4640, 4650, 6600, 6620, 7700, 7720, 8820, 9400, 9500, 9600, CTS Features: 54" X 36", 1/2" Thick, 64 Holes Per Inch	\$45.50

**Order No: WN-BULKFOAM-4104**

John Deere®

**Combine: Operators Station / Cab**

**Cab: Foam Kits, Headliners, Floor Mats**

Order No: WN-BULKFOAM-4104

Description	Retail
Cab, Bulk Foam, Red Applications: 45, 55, 95, 99, 105, 299, 499, 699, 2840, 2855, 2940, 2950, 2955, 3300, 4040, 4050, 4055, 4230, 4240, 4250, 4255, 4320, 4400, 4420, 4440, 4450 Features: 54" X 84", 1-1/2" Thick 4455, 4520, 4620, 4630, 4640, 4650, 6600, 6620, 7700, 7720, 8820, 9400, 9500, 9600, CTS	\$82.50

Order No: WN-BULKFOAM-4118

Description	Retail
Cab, Bulk Foam, Silver Foil Applications: 45, 55, 95, 99, 105, 299, 499, 699, 2840, 2855, 2940, 2950, 2955, 3300, 4040, 4050, 4055, 4230, 4240, 4250, 4255, 4320, 4400, 4420, 4440, 4450 Features: 54" X 36", 1" Thick 4455, 4520, 4620, 4630, 4640, 4650, 6600, 6620, 7700, 7720, 8820, 9400, 9500, 9600, CTS	\$60.50

Order No: WN-KMGLUE

Description	Retail
Cab, Foam, Glue Applications: 45, 55, 95, 99, 105, 299, 499, 699, 2840, 2855, 2940, 2950, 2955, 3300, 4050, 4055, 4250, 4255, 4400, 4420, 4430, 4440, 4450, 4455, 4520, 4555 Features: 18 oz. Spray Adhesive	\$26.25

**Cab: Glass**

Order No: WN-AH166648

Description	Retail
Cab, Windshield Applications: 9400, 9410, 9450, 9500, 9510, 9550, 9560, 9560STS, 9600, 9610, 9650, 9650CTS, 9650STS, 9660, 9660CTS, 9660STS, 9750STS, 9760STS, 9860STS Features: 66" Top, 71-1/2" Bottom, 57" Sides	\$676.56

Order No: WN-AH168703

Description	Retail
Glass, Door Applications: CTS, CTS II, 9400, 9410, 9450, 9500, 9500SH, 9510, 9510SH, 9550, 9550SH, 9600, 9610, 9650, 9650CTS Features: 41" Top, 17" Bottom, 57.37" Front, 58" Rear, Ships Truck Freight 9550 S/N -700200, 9550SH S/N -700700, 9650 S/N -700300	\$185.00

Order No: WN-H206852

Description	Retail
Glass Door Applications: 9450, 9550, 9550SH, 9560, 9560SH, 9560STS, 9570STS, 9650, 9650CTS, 9650STS, 9660, 9660CTS Features: A=40-1/2", B=40", C=17", D=56-1/2", E=9-1/2", Ships Truck 9550 S/N 700201-, 9550SH S/N 700701-, 9650STS S/N 700501-	\$329.00

**Console: Gauges**

Order No: WN-AL24526

Description	Retail
Temperature Gauge Applications: 820, 830, 920, 930, 1020, 1030, 1120, 1130, 1630, 1830, 2020, 2030, 2040, 2130, 2240, 2840, 3030, 3120, 3130, 4425, 4435 Features: 830 S/N 268527-, 930 S/N 268527-, 1030 S/N 268527-, 1130 S/N 268527-, 1630 S/N 268527-, 1830 S/N 268527-, 2030 S/N 268527-, 2040 S/N 268527-349999, 2130 S/N 268527-, 2240 S/N 268527-349999, 840 S/N 268527-, 3030 S/N 268527-, 3120, 3130 S/N 268527-	\$54.83

Order No: WN-AR21085

Description	Retail
Gauges, Tachometer, Cable Applications: 4040, 4240, 4430, 4440, 4640, 4840, 6600, 7700, 8430 Features: 40" Total Length	\$34.08

Order No: WN-AR26721

Description	Retail
Tachometer, Cable Applications: 500, 600, 3300, 4400, 4420, 6600, 3010, 3020, 4000, 4010, 4020, 4320, 4520, 4620, JD500, JD500A, JD600, 7020 Features: 33-1/4" Long JD500A S/N -123113	\$29.50

Order No: WN-AR45436

Description	Retail
Gauge, Fuel Applications: 2520, 3020, 3300, 4000, 4020, 4320, 4400, 4420, 4520, 4620, 5020, 6030, 7520 Features: For 12 Volt Negative Ground Systems Only, Gas Or Diesel. 3020 S/N 123000-, 4020 LP S/N 201000-, 4400 S/N 9501-, 5020 S/N 250000-	\$46.75

Order No: WN-AR48640

Description	Retail
Gauge, Water Temperature Applications: 2520, 3020, 4020, 4320, 4520, 4620, 7020, 3300, 4400, 4420, 6600, 7700 Features: 3020 S/N 123000-, 4020 S/N 201000-	\$50.00

Order No: WN-AR64422

Description	Retail
Switch, Flasher Control Applications: 3300, 4400, 4420, 4425, 6600, 6602, 6620, 6622, 7700, 7720, 8820, 1050, 1070, 4200, 4210, 4300, 4310, 4400, 4410, 4500	\$92.79

**Console: Steering Wheels**

Order No: WN-R47998

Description	Retail
Steering Wheel, Cap Applications: 3300, 4400, 4420, 6600, 6602, 6620, 7700, 7720, 8820, 9400, 2040, 2240, 2440, 2550, 2630, 2640, 3020, 4000, 4020, 4030, 4230, 4320, 4040, 4240 Features: 2-Legged Deere Emblem, Black & Silver	\$41.00

**Electronics: Cameras & Related**

Order No: WN-GS3C

Description	Retail
Cab Cam, External Monitor System, Power Video Cable Applications: 8285R, 8295R, 8310R, 8310RT, 8320RT, 8335R, 8335RT, 8345R, 8345RT, 8360R, 8360RT, 8370R, 8370RT, 9360R, 9410R, 9460R, 9460RT, 9510R Features: 20', To Connect CabCam Camera to JD GS3 Command Center 9510RTR, 9560R, 9500RT, Cab Cam, External Monitor System, Power Video Cable Applications: S650, S660, S670, S680, S690, 7200R, 7210R, 7215R, 7230R, 7250R, 7260R, 7270R, 7280R, 8235R, 8245R, 8260R, 8270R Features: 20', To Connect CabCam Camera to JD GS3 Command Center	\$73.71

**Mirrors: Mirrors**

Order No: WN-AH99408

Description	Retail
Mirror, Round Applications: 4040, 4050, 4055, 4240, 4250, 4255, 4440, 4450, 4455, 4555, 4560, 4640, 4650, 4755, 4760, 4840, 4850, 4955, 4960, 8430, 8630, 8850 Features: 8-1/4" OD	\$21.75

**Seats: Cushions**

Order No: WN-8101

John Deere®




**Combine: Operators Station / Cab**

**Seats: Cushions**


**Order No: WN-8101**

Description	Retail
 Seat, Cushion, Set Applications: 800, 820, 830, 1010, 1020, 1030, 1120, 1520, 1530, 2020, 2030, 2040, 2120, 2150, 2155, 2250, 2255, 2350, 2355, 2440, 2550, 2555, 2630, 2640, 2750, 2755, 2855, 2955, 4000, 4020, 4230, 4320, 3300, 4400, 7700 Features: 2-Piece Replacement Vinyl Set, No Brackets 2640 S/N -340999, 4020 S/N 201000-	\$174.90


**Order No: WN-AL39823**

Description	Retail
 Seat, Cushion, Bottom Applications: 820, 830, 920, 940, 1020, 1030, 1040, 1120, 1130, 1140, 1520, 1530, 1630, 1640, 1830, 1840, 2030, 2040, 2130, 2140, 2150, 2155, 2240, 2255, 2350, 2355, 2440, 2550, 2555, 2640, 2750, 2755, 2840, 2855N, 2940, 2950, 2955, 3030, 3040, 3130, 3140, 3300, 4400, 7700, 800, 830, 2280, 2320, 2420 Features: Steel Core, 4" Foam Cushion, Yellow, Vinyl	\$134.00


**Order No: WN-AR71107C**

Description	Retail
 Seat, Back, Cover, Personal Posture Applications: 3300, 4400, 4420, 6600, 6602, 6620, 6622, 7700, 7720, 8820, 9400, 9410, 9500, 9510, 9600, 9610, 9780, CTS, CTSII Features: Brown Fabric Cover	\$55.00


**Order No: WN-AR76515**

Description	Retail
 Seat, Cushion, Bottom Applications: 4400, 4420, 6600, 6620, 7700, 7720, 8820, 9920, 9930, 9940, 9950, 9960, 5420, 5440, 5460, 5720, 5730, 5820, 5830, 2280, 3430, 3830, 4890, 4990, 4700, 4710, 6000, 6100, 6500, 6600, 6700, 2140, 2350, 2355, 2550, 2555, 2750, 2755, 2855N, 2940, 2950, 2955, 3040, 3150, 3155, 3255, 4060 Features: Steel Back, For Mechanical Suspension Seat, Economy 2140 S/N 43000-, 3040 S/N 43000-, 4040, 4040S, 4050, 4230, 4240, 4240S, 4250, 4350, 4430, 4440, 4450, 4560, 4630, 4640, 4650, 4760, 4840, 4850, 4960, 7200, 7210 w/cab, 7400, 7410 w/cab, 7510, 7600, 7610 w/cab, 7700, 7710 w/cab, 7800, 7810 w/cab, 8100, 8100T, 8200, 8200T, 8300, 8300T, 8400, 8400T, 8430, 8560, 8570, 8630, 8640, 8650, 8760, 8770, 8850, 8960, 8970, 9100, 9200, 9300, 9400	\$122.47

**Order No: WN-SEATBRKT**


Description	Retail
 Seat Brackets 4 Piece Set Applications: JD600, 2010, 2510, 2520, 3010, 3020, 4000, 4010, 4020, 4030, 4230, 4240, 4320, 4430, 4520, 4620, 4630, 484, 5010, 5020, 5200, 5400, 6000, 6030, 6600, 7020, 7520, 7700, 820, 830, 9900, 9910, 45, 55, 95, 105, 3300, 6600, 6602, 6620, 7700, 99, 299, 484, 5200, 5400, 9900, 9910 Features: Bracket Set for JD 3 Piece Wrap Around Seat 1 Back Support Bracket, 1 Rear Armrest Support Bracket, 1 RH Seat Bracket, 1 LH Seat Bracket; Additional Models: Fits John Deere Hay Equipment(s) 400, 425; Fits John Deere Sprayer(s) 6000, 820 (3 Cylinder Utility), 830 (3 Cylinder Utility), 2010 S/N 42001-, 45 S/N 6901-, 55 S/N 55-57001-, 95 S/N 9001-, 105 S/N 3001-	\$28.00

**Order No: WN-SR3268**

Description	Retail
 Seat, Cushion, Set Applications: 45, 55, 95, 105, 50, 60, 70, 520, 530,	\$124.00

620, 630, 720, 730, 830  
 Features: 20-5/8" x 14-5/8", Yellow Vinyl, Back & Bottom Cushion

**Order No: WN-TY26545**

Description	Retail
 Seat 3 Piece Set Applications: JD600, 2010, 2510, 2520, 3010, 3020, 4000, 4010, 4020, 4030, 4230, 4240, 4320, 4430, 4520, 4620, 4630, 484, 5010, 5020, 5200, 5400, 6000, 6030, 6600, 7020, 7520, 7700, 820, 830, 9900, 9910, 45, 55, 95, 105, 3300, 6600, 6602, 6620, 7700, 99, 299, 484, 5200, 5400, 9900, 9910 Features: Original Thicker Bottom 5.5" Cushion, Brackets Not Included Additional Models: Fits John Deere Hay Equipment(s) 400, 425, Fits John Deere Sprayer(s) 6000, 820 (3 Cylinder Utility), 830 (3 Cylinder Utility), 2010 S/N 42001-, 45 S/N 6901-, 55 S/N 55-57001-, 95 S/N 9001-, 105 S/N 3001-	\$120.00

**Combine: Rear Axle & Steering**

**Axle: Support**

**Order No: WN-H138410**


Description	Retail
Rear Axle, Support, Bushing Applications: 9400, 9410, 9500, 9500SH, 9510, 9510SH, 9600, 9610, CTS II Features: Use w/ Worn Pivot Only, 4.997" I.D., 5.187" O.D., Hardened	\$49.06

**Hubs & Related: Hubs**

**Order No: WN-AH173846**


Description	Retail
Hub, 8 Bolt, Kit Applications: 9400, 9410, 9500, 9500SH, 9510, 9510SH, 9600, 9610 Features: Includes Sleeve, Bearings, and Wheel Bolts	\$433.00

**Order No: WN-R112915**


Description	Retail
 Hub, Front Applications: 7700, 4055, 4255, 4455, 7200, 7210, 7400, 7410, 7510, 7600, 7610, 7710, 7800, 7810 Features: 8-Bolt (4055, 4255, 4455 all late S/N)	\$108.99

**Spindles & Knees: Bushings & Bearings**

**Order No: WN-H158884**

Description	Retail
 Rear Axle, Spindle, Bushing Applications: CTS, CTS II, 6620, 6622, 7720, 8820, 9400, 9410, 9450, 9500, 9500SH, 9510, 9510SH, 9550, 9560, 9560SH, 9560STS, 9600, 9610, 9650, 9650CTS Features: 2 Required per Spindle	\$12.50

**Order No: WN-R49838**

Description	Retail
 Spindle Thrust Washer Applications: 2955, 3055, 4030, 4040, 4050, 4055, 4230, 4240, 4250, 4255, 4430, 4440, 4450, 4455, 6010, 6100, 6120, 6200, 6210, 6300, 6310, 6320, 6400, 6410, 6420, 6510, 6520, 6605, 7200, 7210, 7400, 7410, 7600, 7610, 7700, 7710, 7800, 7810, 6620, 6610, 7200, 7210, 7400, 7410, 7800 Features: 1.75" ID, 3" OD, 2 per Spindle 7210 S/N -010920, 7410 S/N -011540	\$2.50

**Order No: WN-R60239**


Description	Retail
Thrust Washer; Rear Spindle Applications: 6620, 7720, 8820, 9400, 9410, 9450, 9500, 9500SH, 9510, 9510SH, 9550, 9550SH, 9560, 9560SH, 9560STS, 9570STS, 9600, 9610, 9650, 9650CTS Features: 2.028" ID, 3.996" OD, Thickness .120"	\$17.32

**Spindles & Knees: Spindles**

**Combine: Rear Axle & Steering**

**Spindles & Knees: Spindles**


Order No: WN-AH107801

Description	Retail
 Spindle Applications: 6600SH, 6620SH Features: Right Hand 6600 Side hill S/N 254051-310500, 6620 S/N -55190 Side hill Only	\$529.10


Order No: WN-AH107802

Description	Retail
Spindle Applications: 6600, 6620 Features: Left Hand, Side hill 6600 (SN 254051-310500 For Side hill Only), 6620 (SN <551900 For Side hill Only)	\$661.47

Order No: WN-AH173844

Description	Retail
 Spindle, Rear, LH Applications: 9400, 9500, 9600, CTS, 9410, 9510, 9510SH, 9610, CTSII, 9450, 9550, 9550SH, 9650, 9650CTS, 9560, 9560SH, 9660, 9660CTS Features: Uses M12x20 Bolt	\$350.00


Order No: WN-AH173845

Description	Retail
 Spindle, Rear, RH Applications: 9400, 9500, 9600, CTS, 9410, 9510, 9510SH, 9610, CTSII, 9450, 9550, 9550SH, 9650, 9650CTS, 9560, 9560SH, 9660, 9660CTS Features: Uses M12x20 Bolt	\$350.00

Order No: WN-AH87542


Description	Retail
Spindle, Left Hand Applications: 6600, 6620, 7700, 7720, 484, 7440, 7440, 5720, 5730, 5820, 5830 Features: A=5.687", B=2.250", C=1.874", D=1.499" 6600 S/N 254051-, 7720 S/N -507350, 484 S/N 777-	\$362.11

Order No: WN-AR103473


Description	Retail
 Keyed Spindle Applications: 1020, 1520, 2020, 1530, 1641F, 2030, 2040, 2240, 2355, 2355N, 4020, 820, 830 Features: LH or RH, A=9.875", B=1.375", C=1.375", D=0.842" (1020, 1520, 2020, All Sweep Back), 2030 S/N -187300, 2040, 2240, 2355N w/ 44" Wheel Tread, (820, 830, All 3 Cyl)	\$140.00

**Steering: Steering Arms**

Order No: WN-L75846


Description	Retail
 Steering Arm, Right Hand Applications: 7700, 7200, 7210, 7400, 7410, 7510, 7600, 7610, 7710, 7800, 7810 Features: (7200, 7210, 7400, 7410, 7510 All Hi-Crop)	\$257.10

Order No: WN-L75847


Description	Retail
 Steering Arm, Left Hand Applications: 7700, 7200, 7210, 7400, 7410, 7510, 7600, 7610, 7710, 7800, 7810 Features: (7200, 7210, 7400, 7410, 7510 All Hi-Crop)	\$252.25

**Steering: Steering Cylinders**

Order No: WN-AH166833


Description	Retail
 Cylinder, Hydraulic-Steering Applications: 9400, 9410, 9450, 9500, 9500SH, 9510, 9510SH, 9540, 9550, 9550SH, 9560, 9560SH, 9580, 9600, 9610, 9640, 9650, 9650CTS, CTS, CTSII Features: Bore Dia.: 1.969", Rod Dia.: .984", Stroke: 10.039"	\$342.53

Order No: WN-AH75396


Description	Retail
 Power Steering, Cylinder, End Applications: 1050, 3300, 4400, 4420, 484, 6600, 6602, 6620, 7700, 7720, 7440, 7445, 5200, 5400, 5420, 5440, 5460, 5720, 850, 950 Features: A= 2.25", B= 0.6875", 18 RH Thread 1050 S/N -0110000, 7445 S/N -4000	\$25.75

**Steering: Tie Rods & Related**


Order No: WN-AH204612

Description	Retail
 Tie Rod End Applications: CTS, CTS II, 9400, 9410, 9450, 9500, 9500SH, 9510, 9510SH, 9550, 9550SH, 9560, 9560SH, 9600, 9610, 9650, 9650CTS, 9660, 9660CTS Features: 2-3/4" Long, 7/8" - 14 UNF RH Threads	\$45.00


Order No: WN-AH75397

Description	Retail
 Power Steering, Cylinder, End Applications: 3300, 4400, 4420, 6600, 6620, 7700, 7720, 5200, 5400, 5440, 5460, 5720, 5730, 5820, 5830 Features: 11/16", 18 Right Hand Threads Fits Sprayers: 6500, 6600, 6700, 2" Center of grease fitting to end of stem	\$47.04


Order No: WN-AH94057

Description	Retail
 Power Steering Cylinder End Applications: 6602, 6620, 6620, 7720, 8820, 9930, 9960, 9965, 9970, 7445 Features: 16 Right Hand Thread 6602 S/N 353601-, 7445 S/N 4001- W/Wide Axle	\$59.47


Order No: WN-M2301T

Description	Retail
 Tie Rod, Clamp Applications: 5010, JD500, JD600, 5020, 6030, 4230, 4430, 4630, 4040, 4240, 4440, 4640, 4650, 4555, 4755, 7600, 7700, 7800, 4560, 4760, 7200, 7400, 7210, 7410, 7510, 7610, 7710, 7810, 2750, 2755, 2355, 2555, 7330, 7130, 7230, 6140R, 6150R, 6150RH, 6150M, 6170M, 6145R, 6155R, 6155RH, 7220, 7320 Features: 7420, 7520, 6145M, 6155M, 6145R, 6155R, 6155RH, 6620, 7720 All w/ Adjustable Rear Axle, 8820, 9600, CTS, 9660, 9560, 9560SH, 310, 310A, 310B, 401D, 610, 480C, 500, 500A, 500B, 500C, 510, 600, 700A, 760, 760A, 9940, 9950, 9965, 9960	\$6.00


Order No: WN-R28024

Description	Retail
 Tie Rod, Clamp, Wedge Block Applications: 2510, 2520, 3010, 3020, 3300, 4000, 4020, 4230, 4240, 4320, 4400, 4420, 4430, 4440, 4555, 4560, 4630, 4755, 4760, 4955, 6600, 6620, 7700, 7720 Features: 4 Used, Comes as Pack of 2 Priced each	\$2.15

Order No: WN-R78025

Description	Retail
 Tie Rod Jam Nut Applications: 7200, 7210, 7400, 7410, 7510, 7600, 7610, 7700, 7710, 7800, 7810, CTS, 9400, 9410, 9450, 9500, 9510, 9510SH, 9540, 9550, 9580, 9600, 9610, 9640, 9650, 9660, 9680, 9780 CTS Features: Use WN-R78025 RH 12 Thread, 1.125"	\$8.14

Order No: WN-RE12325

Description	Retail
 Tie Rod, Inner Applications: 4050, 4055, 4250, 4255, 4450, 4455, 4555, 4560, 4650, 4755, 4760, 4850, 4955, 4960, 7600, 7700, 7800, 9400, 9500, 9510, 9550, 9600, 9660, 9650	\$50.00

John Deere®

**Combine: Rear Axle & Steering**

**Steering: Tie Rods & Related**

**Order No: WN-RE12325**

Features: A=5.875", B=1.125" Right Hand Thread, For Tractors w/ MFWD 7600, 7800 (with S/N before 036466 with MFWD)

**Order No: WN-RE12326**



Description	Retail
Tie Rod Outer	\$55.00
Applications: 4050, 4055, 4250, 4255, 4450, 4455, 4555, 4560, 4650, 4755, 4760, 4850, 4955, 4960, 7600, 7700, 7800, 9450, 9500, 9510, 9550, 9560, 9650, 9660	
Features: A= 5.875", B= 1.125" LH Thread (4050, 4055, 4250, 4255, 4450, 4455, 4555, 4560, 4650, 4755, 4760, 4850, 4955, 4960, 7600 S/N before 036466, 7700(S/N before 036466, 7800) All with MFWD	

**Order No: WN-RE66620**



Description	Retail
Tie Rod, Assembly	\$275.44
Applications: 7700, 7200, 7210, 7400, 7410, 7510, 7600, 7610, 7710, 7800, 7810	
Features: Includes Tube, Left & Right Hand Tie Rods, and Jam Nuts 7700 S/N 036467-, 7600 S/N 036467-, 7800 S/N 036467-, 7810, All With MFWD	

**Combine: Rims, Tires & Tracks**

**Front: Rims**

**Order No: WN-AH130626**

Description	Retail
Rim, Dual , Inner	\$1,750.00
Applications: 9600, 9610, 9650, 9650CTS, 9650STS, 9660, 9660CTS, 9660STS, 9670STS, 9760STS, 9750STS, 9770STS, 9860STS, 9870STS, CTSII	
Features: 16" X 42" Dual Rim, 11" Pilot, Planetary Style Bolt Pattern	

**Order No: WN-AH130627**

Description	Retail
Rim, 16" x 38", Dual	\$1,659.00
Applications: 9500, 9500SH, 9510, 9510SH, 9550, 9550SH, 9560, 9560SH, 9560STS, 9600, 9610, 9650CTS, 9650STS, 9660, 9760STS, 9860STS, CTS, CTSII	
Features: Dual Rim For 18.4 X 38 Tire, 9-1/2" Pilot Hole	

**Order No: WN-AH132128**



Description	Retail
Rim, 21" x 32"	\$1,067.00
Applications: 9400, 9500, 9510SH, 9550SH, 9600, 9610, 9650	
Features: For 24.5 x 32 Tire, 9-1/2" Pilot 9400 S/N -640562, 9500 S/N -642629	

**Order No: WN-AH133844**

Description	Retail
Rim, 27" x 32", 10 Bolt	\$1,208.00
Applications: 9400, 9500, 9600	
Features: 9.5" Pilot, Yellow	

**Order No: WN-AH145348**



Description	Retail
Rim, 18 x 42, Dual	\$1,792.00
Applications: 9560STS, 9600, 9610, 9650, 9650CTS, 9650STS, 9660, 9660CTS, 9660STS, 9750STS, 9760STS, 9860STS, CTS II, 9986, 9996	
Features: Inner, 10 Bolt, For 20.8 x 42 Tire, 11" Pilot	

**Order No: WN-AH150344**

Description	Retail
Rim, 18" X 38", Dual	\$1,720.00
Applications: 9500, 9510, 9550, 9560, 9560STS, 9600, 9610, 9650, 9650CTS, 9650STS, 9660STS,	

9750STS, 9760STS, 9860STS, CTS, CTS II  
Features: 10 Bolt, 9-1/2" Pilot, Outer Rim

**Order No: WN-AH150346**

Description	Retail
Rim, 18" x 42", Dual	\$1,792.00
Applications: 9560STS, 9600, 9610, 9650, 9650CTS, 9650STS, 9660, 9660CTS, 9660STS, 9750STS, 9760STS, 9860STS, CTS II, 9986, 9996	
Features: Outer, 10 Bolt, For 20.8 x 42 Tire, 11" Pilot	

**Order No: WN-AH154848**



Description	Retail
Rim, 27" X 32", Pressed Steel, Heavy Duty	\$1,208.00
Applications: 9550, 9550SH, 9560STS, 9660STS, 9760STS, 9610, 9650CTS, 9650, 9650STS, 9750STS, 9660, 9660CTS, 9860STS, 9880STS, CTSII	
Features: 10 Bolt, 11" Pilot, For 30.5" x 32" Tire	

**Order No: WN-AH163171**



Description	Retail
Rim, 18" x 38", Dual	\$1,720.00
Applications: 9650STS, 9750STS, 9660STS, 9760STS, 9860STS, 9570STS, 9670STS, 9770STS, 9870STS, S660	
Features: 10 Bolt, 11" Pilot, Outer, 13" Offset	

**Order No: WN-AH163172**

Description	Retail
Rim, 18" x 38", Dual	\$1,703.00
Applications: 9660STS, 9760STS, 9650STS, 9750STS, 9860STS, 9570STS, 9670STS, 9770STS, 9870STS, S660	
Features: 10 Bolt, 11" Pilot, Inner, 15" Offset	

**Order No: WN-AH166910**



Description	Retail
Rim, 21" x 32", Heavy Duty	\$1,067.00
Applications: 9400, 9410, 9450, 9500, 9510, 9510SH, 9550, 9550SH, 9560, 9560SH, 9560STS, 9650CTS, 9660STS, 9760STS, CTS, CTSI	
Features: 9-1/4" Center, 16mm offset With Metric Bolt Holes, Yellow 9400 S/N 640563-, 9500 S/N 642630-	

**Front: Spacers**

**Order No: WN-13021SPACER**

Description	Retail
Spacer, 21"	\$678.00
Applications: 9600, 9960, 9965	
Features: Spaces Standard 10 Hole Tractor Dual Rims to 9960 JD Picker	

**Rear: Rims**

**Order No: WN-12X24RIM**

Description	Retail
Rim, 12" x 24", 8 Hole	\$367.00
Applications: 6620, 7720, 8820, 9400, 9500, 9600	

**Combine: Separating**

**Beater: Shafts & Parts**

**Order No: WN-AH111447**



Description	Retail
Beater, Drive, Pulley, Idler	\$56.00
Applications: 6620, 6622, 7720, 8820, 9400, 9500, 9510, 9510SH, 9600	

**Order No: WN-H126940**

Description	Retail
Shaft, Beater	\$312.47
Applications: 9600, 9610, 9650, 9660	
Features: 72-1/2" Long	

**Order No: WN-H128327**



Description	Retail
Beater, Shaft, Drive Hub	\$35.00
Applications: 9400, 9410, 9450, 9500, 9500SH,	



**Combine: Separating**

**Beater: Shafts & Parts**

**Order No: WN-H128327**

9501, 9510, 9510SH, 9550, 9550SH, 9560, 9560SH, 9600, 9610, 9650, 9660

**Order No: WN-H147788**

Description	Retail
Beater, Discharge, Blade Applications: 9600, 9610, 9640I WTS, 9640WTS, 9650, 9660, 9660I WTS, 9660WTS, 9680I WTS, 9680WTS Features: 8 Required	\$93.00

**Order No: WN-H158386**

Description	Retail
Front Beater Shaft Applications: 9650STS, 9660STS, 9670STS, 9750STS, 9760STS, 9770STS, 9860STS, 9870STS Features: 63.69" Length	\$224.83

**Order No: WN-H161010**

Description	Retail
Rear Beater Shaft Applications: 9560STS, 9660STS, 9670STS, 9750STS, 9760STS, 9770STS, 9860STS, 9870STS Features: 65.00" Length	\$302.08

**Order No: WN-H165407**

Description	Retail
Beater, Discharge, Wear Plate Applications: 9560STS, 9570STS, 9650STS, 9660STS, 9670STS, 9750STS, 9760STS, 9770STS, 9860STS, 9870STS Features: Front, Serrated	\$10.75

**Order No: WN-H165408**

Description	Retail
Feed Accelerator Strip Applications: 9650STS, 9750STS, 9860STS, 9660STS, 9760STS, 9870STS, 9670STS, 9770STS, S660, S670, S680, S690	\$24.00

**Order No: WN-H166181**

Description	Retail
Feed Accelerator Support Applications: 9650STS, 9750STS, 9860STS, 9660STS, 9760STS, 9870STS, 9670STS, 9770STS, S660, S670, S680, S690 Features: Left Hand, Offset	\$87.00

**Order No: WN-H221379**

Description	Retail
Feed Accelerator Support Applications: 9650STS, 9750STS, 9860STS, 9660STS, 9760STS, 9870STS, 9670STS, 9770STS, S660, S670, S680, S690 Features: Right Hand, Offset	\$87.00

**Order No: WN-H236283**

Description	Retail
Discharge Beater Support Applications: 9670STS, 9770STS, S650, S660, S670, S670HM	\$95.00

**Order No: WN-JD9434**

Description	Retail
Beater Bearing Applications: 6620, 7720, 8820, 7721, 4420, 6622, 9400, 9500, 9600, 9501, CTS, 9410, 9510, 9610, CTSII, 9450, 9550, 9550SH, 9650, 9650CTS, 9560, 9560SH, 9660, 9660CTS, 9940, 9950, 9960, 9970, 7460, 7260, 9970	\$19.50

**Chaffers & Sieves: Adjusters**

**Order No: WN-ALV-6**

Description	Retail
Sieve, Adjustment Arm Applications: 45, 55, 95, 105, 3300, 4400, 4420, 6600, 6620, 7700, 7720, 8820, 9400, 9500, 9600, 9610 Features: Nylon	\$3.21

**Chaffers & Sieves: Chaffers (Top & Middle)**

**Order No: WN-AH106770**

Description	Retail
Chaffer, Top Sieve, Adjustable Applications: 7700, 7701, 7720, 7721, 7722 Features: Short Finger, 1-1/8" Wire Spacing, 52.87" x 60.91" 7720 S/N -610500, 7721 S/N -610600, 7722 S/N -610500	\$665.00

**Order No: WN-AH106772**

Description	Retail
Sieve, Top Chaffer, Adjustable Applications: 7700, 7701, 7720, 7721, 7722 Features: Long Finger, 1-5/8" Wire Spacing, 52.87" x 60.91" 7720 S/N -610500, 7721 S/N -610600, 7722 S/N -610500	\$565.00

**Order No: WN-AH127435**

Description	Retail
Chaffer, Top Sieve, Extension Applications: 9400, 9410, 9500, 9500 Sidehill, 9501, 9510, 9510 Sidehill, CTS, CTS II Features: Long Finger, 1-5/8" Wire Spacing, 52.05" x 17.92"	\$290.00

**Order No: WN-AH130378**

Description	Retail
Chaffer, Top Sieve, Adjustable Applications: 6620, 6622 Features: Short Finger, 1-1/8" Wire Spacing, 42.01" x 66.88" 6620 S/N 610301-, 6622 S/N 610401-	\$788.68

**Order No: WN-AH130380**

Description	Retail
Chaffer, Top Sieve, Adjustable Applications: 6620, 6622 Features: Long Finger, 1-5/8" Wire Spacing, 42.01" x 66.88" 6620 S/N 610301-, 6622 S/N 610401-	\$695.00

**Order No: WN-AH130381**

Description	Retail
Top Chaffer Sieve Adjustable Applications: 7720, 7721, 7722 Features: Short Finger, 1-1/8" Wire Spacing, 52.87" x 66.88" 7720 S/N 610501-, 7721 S/N 610601-, 7722 S/N 610501-	\$725.00

**Order No: WN-AH130383**

Description	Retail
Chaffer, Top Sieve, Adjustable Applications: 7720, 7721, 7722, 7722 Features: Long Finger, 1-5/8" Wire Spacing, 52.87" x 66.88" 7720 S/N 610501-, 7721 S/N 610601-, 7722 S/N 610601-, 7722 S/N 610501	\$665.00

**Order No: WN-AH130384**

Description	Retail
Chaffer, Top Sieve, Adjustable Applications: 8820 Features: Short Finger, 1-1/8" Wire Spacing, 63.73" x 67.62" 8820 Titan II S/N 610701-	\$755.00

**Order No: WN-AH130386**

Description	Retail
Chaffer, Top Sieve, Adjustable Applications: 8820 Features: Long Finger, 1-5/8" Wire Spacing, 63.73"x 67.62", No Inserts 8820 S/N 610701-	\$683.00

John Deere®

**Combine: Separating**

**Chaffers & Sieves: Chaffers (Top & Middle)**

Order No: WN-AH130386

Order No: WN-AH130485

Description	Retail
Chaffer, Top Sieve, Rigid, Set of 2 for Chaffer, Priced Ind. Applications: 9600, 9610, 9650, 9660 Features: Air Foil, 31.10" x 35.71"	\$345.08

Order No: WN-AH130995

Description	Retail
Chaffer, Top Sieve, Rigid, Extension Applications: 9600, 9610, 9650, 9660 Features: Air Foil, 62.91" x 17.92"	\$402.67


Order No: WN-AH130996

Description	Retail
Chaffer, Top Sieve, Rigid, Extension Applications: 9400, 9410, 9450, 9500 Sidehill, 9501, 9510, 9510 Sidehill, 9550, 9550 Sidehill, 9650CTS, CTS, CTS II, Features: Air Foil, 52.05" x 17.92"	\$297.83


Order No: WN-AH132784

Description	Retail
 Chaffer, Top Sieve, Adjustable Applications: 9600, 9610, 9650, 9660 Features: Short Finger 1-1/8" Spacing, 31.10" x 35.71"	\$400.00


Order No: WN-AH144637

Description	Retail
 Chaffer, Top Sieve, Rigid Applications: 6620, 6621 Features: Air Foil, 42.01" x 66.88"	\$592.86


Order No: WN-AH144639

Description	Retail
 Chaffer, Top Sieve, Rigid Applications: 8820 Features: Air Foil, 63.73" x 66.81" 8820 S/N 610701-	\$941.93


Order No: WN-AH172941

Description	Retail
 Precleaner, Short Finger Applications: 9600, 9610, 9650, 9660 Features: 1-1/8" Wire Spacing 2 Required per Machine	\$325.00


Order No: WN-AH172942

Description	Retail
 Top Chaffer Sieve, Adjustable Applications: CTS, CTS II, 9400, 9410, 9450, 9500, 9500SH, 9510, 9510SH, 9550, 9550SH, 9560, 9560SH, 9660CTS Features: Precleaner, Short Finger, 1-1/8" Spacing, 25.67" x 35.71" 2 Required per Machine.	\$270.00


Order No: WN-AH172944

Description	Retail
 Precleaner, Long Finger Applications: 9600, 9610, 9650, 9660 Features: 1-5/8" Wire Spacing	\$357.00


Order No: WN-AH172944DT

Description	Retail
 Precleaner, Deep Tooth Applications: 9600, 9610, 9650, 9660 Features: 1 5/8" Wire Spacing	\$357.00


Order No: WN-AH172945

Description	Retail
 Chaffer, Top Sieve, Adjustable, For Precleaner Applications: 9400, 9410, 9500, 9500 Sidehill, 9501, 9510, 9510 Sidehill, CTS, CTS 2 Features: Long Finger, 1-5/8" Wire Spacing	\$284.00


Order No: WN-AH172945DT

Description	Retail
 Precleaner, Deep Tooth Applications: CTS, 9400, 9410, 9450, 9500, 9500SH, 9510, 9510SH, 9550, 9550SH, 9560, 9560SH, 9660CTS Features: 1 5/8" Wire Spacing	\$284.00


Order No: WN-AH172948

Description	Retail
 Top Chaffer Sieve Adjustable Applications: 9600, 9610, 9650, 9660 Features: Short Finger, 1-1/8" Spacing	\$325.00


Order No: WN-AH172949

Description	Retail
 Top Chaffer Sieve Adjustable Applications: CTS, CTS II, 9400, 9410, 9450, 9500, 9500SH, 9501, 9510, 9510SH, 9550, 9550SH, 9560, 9560SH, 9560CTS, 9660CTS Features: Short Finger, 1-1/8" Wire Spacing, 25.67" x 35.71"	\$290.00


Order No: WN-AH172950

Description	Retail
 Long Finger Top Chaffer Applications: 9600, 9610, 9650, 9660 Features: Long Finger, 1-5/8" Wire Spacing Requires 2 per Combine, Sold Individually	\$320.00


Order No: WN-AH172951

Description	Retail
 Chaffer, Top Sieve, Adjustable Applications: CTS, 9400, 9410, 9450, 9500, 9500SH, 9501, 9510, 9510SH, 9550, 9550SH, 9560, 9560SH, 9660CTS Features: Long Finger, 1-5/8" Wire Spacing	\$320.00


Order No: WN-AH172953

Description	Retail
 Chaffer, Top Sieve, Extension Applications: 9400, 9410, 9450, 9500, 9500SH, 9510, 9510SH, 9550, 9550SH, 9560, 9560SH, 9650CTS, 9660CTS, CTS, CTS II, Features: Short Finger, 1-1/8" Wire Spacing, 52.05" x 17.92"	\$295.00

Order No: WN-AH201411

Description	Retail
 Front Chaffer Applications: 9650STS, 9750STS, 9860STS, 9660STS, 9760STS Features: Short Finger	\$850.00


Order No: WN-AH208288

Description	Retail
 Chaffer, Top Sieve, Adjustable Applications: 9650STS, 9660STS, 9750STS, 9760STS Features: Long Finger, 1-5/8" Wire Spacing, 51.87" x 63.25"	\$830.74

Order No: WN-AH208291

Description	Retail
Chaffer, Top Sieve, Adjustable Applications: 9650STS, 9660STS, 9750STS, 9760STS Features: Short Finger, 1-1/8" Spacing, 51.87" X 63.25" 9650STS S/N 000181-000416, 9660STS, 9750STS S/N 000181-000416	\$870.83

Order No: WN-AH211936


Description	Retail
 Chaffer, Top Sieve, Adjustable Applications: 9650STS, 9750STS, 9660STS, 9760STS, 9670STS, 9770STS Features: Short Finger, 1 1/8" Spacing, 51.87" x 63.25", Manual Adjust	\$760.00

Order No: WN-AH212239


**Combine: Separating**

**Chaffers & Sieves: Chaffers (Top & Middle)**


Order No: WN-AH212239

Description	Retail
 Chaffer Top Sieve Adjustable Applications: 9650STS, 9660STS, 9670STS, 9750STS, 9760STS, 9770STS, 9860STS, 9870STS, S660 Features: Short Finger, 1-1/8" Spacing, 51.87" x 63.25, Touch set	\$869.00


Order No: WN-AH212245

Description	Retail
 Chaffer, Top Sieve, Adjustable Applications: 9650STS, 9660STS, 9670STS, 9750STS, 9760STS, 9770STS, 9860STS, 9870STS, S660 Features: Long Finger, 1 5/8" Spacing, Touch Set Adjuster, 51.87"x63.25"	\$885.00


Order No: WN-AH212248

Description	Retail
 Chaffer Top Sieve Adjustable Applications: 9650STS, 9660STS, 9670STS, 9750STS, 9760STS, 9770STS Features: Long Finger, 1 5/8" Spacing, Manual Adjust	\$725.00


Order No: WN-AH212249

Description	Retail
 Sieve Bottom Applications: 9650STS, 9750STS, 9660STS, 9760STS, 9670STS, 9770STS Features: Deep Tooth, 1 1/8" Spacing	\$875.00


Order No: WN-AH212254

Description	Retail
 Chaffer, Top Applications: 9560STS, 9570STS Features: General Purpose Tooth, 1 1/8" Spacing	\$750.00

Order No: WN-AH212255

Description	Retail
 Sieve, Bottom Applications: 9560STS, 9570STS Features: General Purpose Tooth	\$595.00

Order No: WN-AH212260

Description	Retail
 Chaffer, Top Applications: 9560STS, 9570STS Features: Deep Tooth	\$600.00

Order No: WN-AH217044

Description	Retail
Chaffer, Top Sieve, Adjustable, For Humped Pre-cleaner Applications: 9560STS, 9650STS, 9750STS, 9760STS, 9860STS Features: Short Finger, Humped, 1-1/8" Wire Spacing, 51-1/2" X 34" Truck Freight Only	\$993.22


Order No: WN-AH219846

Description	Retail
Chaffer Frame Arm Applications: 9560STS, 9570STS, 9650STS, 9660STS, 9670STS, 9750STS, 9760STS, 9770STS, 9860STS, 9870STS Features: Right Hand	\$162.49


Order No: WN-AH87876

Description	Retail
Chaffer, Top Sieve, Adjustable Applications: 4400, 4420 Features: Long Finger, 1-5/8" Wire Spacing, 36.07" x 50.63"	\$599.29


Order No: WN-AH96770

Description	Retail
 Chaffer, Top Sieve, Adjustable Applications: 8820 Features: Short Finger, 1-1/8" Wire Spacing, 63.73" x 61.65" 8820 S/N -610700	\$695.00


Order No: WN-AH97998

Description	Retail
 Chaffer, Top Sieve, Adjustable Applications: 8820 Features: Long Finger, 1-5/8" Wire Spacing, 63.73" x 61.65" 8820 S/N -610700	\$685.00

Order No: WN-AH99748

Description	Retail
 Chaffer, Top Sieve, Adjustable Applications: 6600, 6601, 6602, 6620, 6622 Features: Short Finger, 1-1/8" Wire Spacing, 42.01" x 60.76" 6620 S/N -610300, 6622 S/N -610400	\$520.00


Order No: WN-AH99750

Description	Retail
 Top Chaffer Sieve Adjustable Applications: 6600, 6601, 6602, 6620, 6621, 6622 Features: Long Finger, 1-5/8" Wire Spacing, 42.01" x 60.76" 6620 S/N -610300, 6622 S/N -610400	\$465.00


Order No: WN-AJD9650

Description	Retail
Chaffer, Top Sieve, Rigid Applications: 9650STS, 9660STS, 9750STS, 9760STS Features: Air Foil, 51.87" X 63.25"	\$834.03


Order No: WN-AXE13768

Description	Retail
 Front Raised Chaffer Applications: 9650STS, 9750STS, 9860STS, 9560, 9560SH, 9660, 9660CTS, 9660STS, 9570STS, 9870STS, 9670STS, 9770STS	\$1,095.00


Order No: WN-AXE20448

Description	Retail
 Bottom Sieve Applications: S660, S670, S680, S690, S670HM, S680HM, S690HM Features: Blunt Finger	\$895.00


Order No: WN-AXE20450

Description	Retail
 Bottom Sieve Applications: S660, S670, S680, S690, S670HM, S680HM, S690HM Features: Long Finger	\$895.00


Order No: WN-AXE20451

Description	Retail
 Chaffer, General Purpose Applications: S540STS, S550STS, S560, 95601STS, 9560STS, 9570STS Features: 1 1/8" Spacing	\$959.26

Order No: WN-AXE28477

Description	Retail
 Top Chaffer Applications: S660, S670, S680, S690, S670HM, S680HM, S690HM Features: Short Finger, 51.87" x 80.875"	\$895.00

Order No: WN-AXE28478

Description	Retail
 Top Chaffer Applications: S660, S670, S680, S690, S670HM, S680HM, S690HM Features: Long Finger	\$995.00

Order No: WN-PJD7700

John Deere®



**Combine: Separating**

**Chaffers & Sieves: Chaffers (Top & Middle)**

Order No: WN-PJD7700

Description	Retail
Chaffer, Top Sieve, Adjustable Applications: 7700, 7701, 7720, 7721, 7722 Features: Petersen Air Foil, 52.87" x 60.91" 7720 S/N -610500, 7721 S/N -610500, 7722 S/N -610500	\$995.36

**Chaffers & Sieves: Frames**


Order No: WN-AH112544

Description	Retail
Sieve, Frame Applications: 7700, 7701, 7720, 7721 Features: Lower Shoe 7721 S/N -610500	\$767.67


Order No: WN-AH112545

Description	Retail
 Sieve, Frame Applications: 8820 Features: Lower Shoe 8820 S/N -610700	\$954.85

Order No: WN-AH114417

Description	Retail
 Chaffer, Frame Applications: 8820 Features: Upper Shoe 8820 Titan II S/N 610701-	\$1,597.43

Order No: WN-AH115198

Description	Retail
 Chaffer, Frame Applications: 6620, 6622 Features: Upper Shoe 6620 Titan II, 6622 Titan II	\$1,303.18

Order No: WN-AH115199

Description	Retail
 Chaffer, Frame Applications: 7720 Titan II, 7721 Titan II Features: Upper Shoe 7720 Titan II S/N 610501-, 7721 Titan II S/N 610501-	\$1,257.00


Order No: WN-AH116659

Description	Retail
Sieve, Frame Applications: 6620, 6622 Features: Lower Shoe 6620 Titan II S/N 610301-, 6622 Titan II S/N 610401	\$845.51


Order No: WN-AH116661

Description	Retail
Sieve, Frame Applications: 8820 Features: Lower Shoe 8820 Titan II S/N 610701-	\$1,016.60

Order No: WN-AH149701

Description	Retail
 Sieve, Frame Applications: 9400, 9410, 9450, 9500, 9500SH, 9510, 9510SH, 9550, 9550SH, 9560, 9560SH, 9650CTS, 9660CTS, CTS, CTS II Features: Lower Shoe	\$995.00


Order No: WN-AH149702

Description	Retail
 Sieve Frame Applications: 9600, 9610, 9650, 9660 Features: Lower Shoe 600 S/N 9SEP96-	\$989.71


Order No: WN-AH153807

Description	Retail
Chaffer, Frame, Precleaner Applications: 9600, 9610, 9560, 9660 Features: Wide	\$1,565.74

Order No: WN-AH204975

Description	Retail
 Chaffer Frame Applications: 9600, 9610, 9650, 9660 Features: Upper Shoe	\$1,149.68


Order No: WN-AH204976

Description	Retail
 Chaffer, Frame Applications: 9400, 9410, 9500, 9510, 9450, 9550, 9560, CTS, CTS II, 9650CTS, 9660CTS Features: Upper Shoe	\$1,095.00

Order No: WN-AH218675

Description	Retail
Sieve Frame Assembly (RH) Applications: 9560STS, 9650STS, 9660STS, 9750STS, 9760STS, 9860STS, 9880STS, 9880I STS, 9880STS	\$450.00


Order No: WN-AH218676

Description	Retail
 Sieve Frame Assembly; LH Applications: 9560STS, 9560STS, 9660STS, 9750STS, 9760STS, 9860STS, 9880I STS, 9880STS	\$510.00

Order No: WN-AH97715

Description	Retail
 Chaffer, Frame Applications: 8820 Features: Upper Shoe 8820 S/N -610700	\$1,318.89


Order No: WN-AH97751

Description	Retail
 Chaffer Frame Applications: 7700, 7701, 7720, 7721 Features: Upper Shoe 7721 S/N -610500, 7720 S/N -610500	\$1,149.85

Order No: WN-AH97752


Description	Retail
 Chaffer, Frame Applications: 6600, 6601, 6602, 6620, 6622 Features: Upper Shoe 6620 S/N -610300, 6622 S/N -610400	\$1,204.96

Order No: WN-AXE10197


Description	Retail
 Chaffer Tail Board Applications: 9650STS, 9750STS, 9860STS, 9660STS, 9760STS, 9570STS, 9870STS, 9670STS, 9770STS	\$445.00

**Chaffers & Sieves: Hanger Arms & Bushings**


Order No: WN-AH125200

Description	Retail
 Sieve, Frame, Bushing, Isolator Applications: CTS, 9400, 9500, 9500SH, 9600, 9410, 9501, 9510, 9510SH Features: 0.532" Bore, No Hardware (CTS, 9400, 9500, 9500SH, 9600, All Rear Axle Trash Shield Chaffer/Sieve Frame Shaker), (9410, 9501, 9510, 9510SH, All Shaker Pin)	\$5.75

Order No: WN-AH125201

Description	Retail
 Chaffer, Frame, Bushing, Isolator Applications: CTS, CTS II, 9400, 9410, 9500, 9500SH, 9510, 9510SH, 9600, 9610, All Chaffer Frame Features: .687" ID	\$19.00

Order No: WN-AH125969

Description	Retail
 Chaffer Frame Shaker Pan Arm Applications: CTS, CTS II, C670, T550, T560, T660, W540, W550, W650, W660, 9400, 9410, 9450, 9500, 9500SH, 9501, 9510, 9510SH, 9550, 9550SH, 9560, 9560SH, 9600, 9610, 9640I WTS, 9640WTS, 9650, 9650CTS, 9660, 9660CTS, 9660I	\$219.10

John Deere®

**Combine: Separating**

**Chaffers & Sieves: Hanger Arms & Bushings**

Order No: WN-AH125969

WTS, 9660WTS, 9680I WTS, 9680WTS  
Features: Left Hand

Order No: WN-AH125970



Description	Retail
Chaffer Frame Shaker Pan Arm Applications: CTS, CTS II, C670, T550, T560, T660, W540, W550, W650, W660, 9400, 9410, 9450, 9500, 9500SH, 9501, 9510, 9510SH, 9550, 9550SH, 9560, 9560SH, 9600, 9610, 9640I WTS, 9640WTS, 9650, 9650CTS, 9660, 9660CTS, 9660I WTS, 9660WTS, 9680I WTS, 9680WTS Features: Right Hand	\$209.19

Order No: WN-AH125975



Description	Retail
Shaker Arm Bearing Applications: CTS, CTS II, 9400, 9410, 9450, 9500, 9501, 9510, 9550, 9560, 9560STS, 9600, 9610, 9650, 9650CTS, 9650STS, 9660, 9660CTS, 9750STS, 9860STS	\$53.00

Order No: WN-AH154697



Description	Retail
Sieve, Frame, Bushing, Isolator Applications: CTS, 3300, 4400, 4420, 6600, 6601, 6602, 6620, 6622, 7700, 7701, 7720, 7721, 8820, 9400, 9500, 9500SH, 9501, 9600, 9610, 9976, 9986, 213, 215, 216, 220, 222, 224, 913, 915, 918, 920, 922, 925, 925F, 930, 930F, 218, 230, 600F, 600R, 635FD, 640FD Features: 0.6325" Bore, 2 per Package, Priced EACH, No Hardware	\$3.95

Order No: WN-AH219844

Description	Retail
Chaffer, Frame, Arm Applications: 9560STS, 9570STS, 9650STS, 9660STS, 9670STS, 9750STS, 9760STS, 9770STS, 9860STS, 9870STS Features: Left Hand	\$145.31

Order No: WN-H133599



Description	Retail
Chaffer, Top Sieve, Precleaner, Frame Arm Cam Applications: 9400, 9410, 9450, 9500, 9510, 9550, 9560, 9600, 9610, 9650, 9650CTS, 9660, 9660CTS Features: Left Hand CTS, CTS II	\$67.94

Order No: WN-H134118



Description	Retail
Chaffer, Frame, Bearing Housing Applications: 9400, 9410, 9450, 9500, 9510, 9510SH, 9550, 9550SH, 9600, 9610, 9674	\$15.15

Order No: WN-H135475



Description	Retail
Shoe Auger Bearing Block Applications: CTS, CTS II, 9400, 9410, 9450, 9500, 9500SH, 9501, 9510, 9510SH, 9550, 9550SH, 9560, 9560SH, 9600, 9610, 9650, 9650CTS, 9660, 9660CTS	\$3.68

Order No: WN-H234549

Description	Retail
Chaffer, Top Sieve, Frame Arm Cam Applications: 9400, 9410, 9450, 9500, 9500SH, 9501, 9510, 9510SH, 9550, 9550SH, 9560, 9560SH, 9650STS, 9600, 9610, 9650, 9650CTS, 9650STS, 9660, 9660CTS Features: RH	\$35.64

Order No: WN-H234550



Description	Retail
Cam, Shoe Drive Inner; LH Applications: 9400, 9410, 9450, 9500, 9510, 9550, 9560, 9600, 9610, 9650, 9650CTS, 9660, 9660CTS Features: 1.38" ID, 6 MM Keyway CTS, CTS II	\$65.39

**Chaffers & Sieves: Repair Parts**

Order No: WN-BFLV12

Description	Retail
Sieve, Replacement Louvre, Blunt Finger Applications: 45, 55, 95, 105, 3300, 4400, 4420, 6600, 6620, 7700, 7720, 8820, 9400, 9500, 9600, 9610 Features: 12" Long Section, Cut to Fit	\$4.67

Order No: WN-CLP-7

Description	Retail
Sieve, Replacement Clip Applications: 45, 55, 95, 105, 3300, 4400, 4420, 6600, 6620, 7700, 7720, 8820, 9400, 9500, 9600, 9610	\$0.42

Order No: WN-CLV-5

Description	Retail
Sieve, Replacement Bushing Applications: 45, 55, 95, 105, 3300, 4400, 4420, 6600, 6620, 7700, 7720, 8820, 9400, 9500, 9600, 9610	\$0.35

Order No: WN-LFLV12

Description	Retail
Sieve, Replacement Louvre, Long Finger Applications: 45, 55, 95, 105, 3300, 4400, 4420, 6600, 6620, 7700, 7720, 8820, 9400, 9500, 9600, 9610 Features: 12" Long Section, Cut to Fit	\$4.81

Order No: WN-PLV12

Description	Retail
Sieve, Replacement Louvre, Adjustable Air Foil Applications: 45, 55, 95, 105, 3300, 4400, 4420, 6600, 6620, 7700, 7720, 8820, 9400, 9500, 9600, 9610 Features: 12" Long Section, Cut to Fit	\$4.67

Order No: WN-SFLV12

Description	Retail
Sieve, Replacement Louvre, Short Finger Applications: 45, 55, 95, 105, 3300, 4400, 4420, 6600, 6620, 7700, 7720, 8820, 9400, 9500, 9600, 9610 Features: 12" Long Section, Cut to Fit	\$4.67

Order No: WN-WLV-4

Description	Retail
Sieve, Replacement Wire Applications: 45, 55, 95, 105, 3300, 4400, 4420, 6600, 6620, 7700, 7720, 8820, 9400, 9500, 9600, 9610 Features: Square	\$2.42

**Chaffers & Sieves: Sieves (Bottom)**

Order No: WN-AH130159



Description	Retail
Sieve, Bottom, Adjustable Applications: 9600, 9610, 9650, 9660 Features: Blunt Finger, 1-1/8" Spacing	\$315.00

Order No: WN-AH130160



Description	Retail
Sieve, Bottom, Adjustable Applications: CTS, CTS II, 9400, 9410, 9450, 9500, 9510, 9550, 9560, 9660CTS Features: Blunt Finger, 1-1/8" Spacing	\$295.00


Order No: WN-AH130387

John Deere®

**Combine: Separating**

**Chaffers & Sieves: Sieves (Bottom)**

Order No: WN-AH130387

Description	Retail
 Bottom Sieve Adjustable Blunt Finger Applications: 6620, 6622 Features: 1-1/8" Spacing 6620 S/N 610301-, 6622 S/N 610401-	\$519.18


Order No: WN-AH130389

Description	Retail
 Sieve, Bottom, Adjustable Applications: 7720, 7722 Features: Blunt Finger, 1-1/8" Spacing, 52.72" x 52.43" 7720 S/N 610501-, 7722 S/N 610501-	\$635.00


Order No: WN-AH130390

Description	Retail
Sieve, Bottom, Adjustable Applications: 7720, 7722 Features: 52.72" Wide, 52.43" Long, Long Finger, 1-1/8" Wire Spacing 7720 S/N 610501-, 7722 S/N 610501-	\$846.96


Order No: WN-AH130391

Description	Retail
 Sieve, Bottom, Adjustable Applications: 8820 Features: Blunt Finger, 1-1/8" Spacing, 63.58" x 52.95" 8820 S/N 610701-	\$636.00

Order No: WN-AH131214

Description	Retail
 Sieve, Bottom, Rigid, Precleaner Applications: 9600, 9610, 9650, 9660 Features: 1/8" (3 mm) Round Hole, 31" x 48-1/2", Sold Individually	\$344.47

Order No: WN-AH131216

Description	Retail
 Sieve, Bottom, Rigid Applications: 9600, 9610, 9650, 9660 Features: 1/8" (3 mm) Round Hole, 2 Per Box, Priced EACH	\$396.92


Order No: WN-AH131218

Description	Retail
Sieve, Bottom Applications: T660, W650, W660, 9600, 9610, 9640WTS, 9650, 9660, 9660WTS, 9680WTS Features: 3/8" Round Hole, 2 Per Box, Priced EACH	\$430.35


Order No: WN-AH131219

Description	Retail
Sieve, Bottom, Rigid Applications: 9400, 9410, 9450, 9500, 9500 Sidehill, 9510, 9510 Sidehill, 9550, 9550 Sidehill, 9560, 9560 Sidehill, 9660 CTS, CTS, CTS II Features: 3/8" (9.5 mm) Round Hole, 2 per Box, Priced EACH	\$322.81

Order No: WN-AH138230


Description	Retail
 Link, Sieve To Grain Pan Applications: CTS, CTS II, C670, T550, T560, T60, W540, W550, W650, W660, 9400, 9410, 9450, 9500, 9500SH, 9501, 9510, 9510SH, 9550, 9550SH, 9560, 9560SH, 9560STS, 9600, 9610, 9650, 9650CTS, 9650STS, 9660, 9660CTS, 9660STS, 9680I WTS, 9680WTS, 9750STS, 9760STS, 9860STS	\$42.86

Order No: WN-AH211944


Description	Retail
 Sieve, Bottom, Adjustable Applications: 9650STS, 9660STS, 9670STS, 9750STS, 9760STS, 9770STS Features: Blunt Finger, 1-1/8" Wire Spacing,	\$675.00

51.87" X 54.75" Manual Adj All General Purpose

Order No: WN-AH212241

Description	Retail
 Sieve, Bottom Applications: 9650STS, 9660STS, 9670STS, 9750STS, 9760STS, 9770STS, 9860STS, 9870STS Features: Blunt Finger, 1-1/8" Wire Spacing, 51.87" x 54.75", Touch set	\$810.00

Order No: WN-AH213860

Description	Retail
 Sieve, Bottom, Rigid Applications: 9650STS, 9660STS, 9670STS, 9750STS, 9760STS, 9770STS Features: 3/8" (9.5mm) Round Hole, 51.87" x 54.75"	\$779.76


Order No: WN-AH77804

Description	Retail
Sieve, Bottom, Rigid Applications: 6600, 6601, 6602, 6620, 6622 Features: 1/8" (3 mm) Round Hole, 41.87" x 46.05" 6620 s/n -610300, 6622 s/n -610400	\$498.31

Order No: WN-AH85352

Description	Retail
 Sieve, Bottom, Adjustable Applications: 6600, 6601, 6602, 6620, 6622 Features: Blunt Finger, 1-1/8" Spacing, 41.87" x 46.05" 6620 S/N -610300, 6622 S/N -610400	\$420.00


Order No: WN-AH96771

Description	Retail
 Sieve, Bottom, Adjustable Applications: 7700, 7701, 7720, 7721 Features: Blunt Finger, 1-1/8" Spacing, 52.72" x 46.83" 7720 S/N -610500, 7721 S/N -610500	\$550.00

Order No: WN-AH96772

Description	Retail
 Small Grain Bottom Sieve Adjustable Applications: 8820 Features: Blunt Finger, 1-1/8" Spacing, 63.58" x 46.83" 8820 S/N -610700	\$625.00

Order No: WN-AXE20458


Description	Retail
 Bottom Sieve Applications: 9650STS, 9750STS, 9660STS, 9760STS, 9870STS, 9670STS, 9770STS, 9860STS Features: Deep Tooth, Touch Set	\$795.00

Order No: WN-SFJDB7700

Description	Retail
Sieve, Bottom Applications: 7700, 7701, 7720, 7721 Features: Short Finger, 52.72" x 46.83", Adjustable	\$631.81

**Cleaning Fan: Blades**

Order No: WN-H206345

Description	Retail
 Cleaning Fan, Fan Blade Applications: S660, S670, S680, S690, 9860STS, 9660STS, 9760STS, 9870STS, 9670STS, 9770STS Features: Aluminum, 12 Per Combine, Sold in pack of 6 priced each	\$49.00

**Cleaning Fan: Housing, Frame & Supports**

Order No: WN-H97793

Description	Retail
Cleaning Fan, Housing, Upper Applications: 7720, 7721 Features: Must Ship Truck Freight	\$367.58

**Cleaning Fan: Shafts**


Order No: WN-AH139297



**Combine: Separating**

**Cleaning Fan: Shafts**

Order No: WN-AH139297

Description	Retail
 Cleaning Fan, Shaft, Bearing Applications: CTS, CTS II, 9400, 9410, 9450, 9500, 9500SH, 9501, 9510, 9510SH, 9550, 9550SH, 9560STS, 9570STS, 9600, 9610, 9650, 9650CTS, 9650STS, 9660	\$29.00

Order No: WN-H108571

Description	Retail
Fan, Shaft Applications: 6600, 6620 Features: 54.750" Long	\$95.54

Order No: WN-H108572

Description	Retail
Cleaning Fan, Shaft Applications: 7700, 7720 Features: 65.625" Long	\$161.26

Order No: WN-H113625

Description	Retail
 Bearing, Flange Half Applications: 4420, 9500, 9400, 9600, 9501, CTS, 9410, 9510, 9610, CTSII, 9450, 9550, 9550SH, 9650, 9650CTS, 9650STS, 9750STS, 9860STS, 9560, 9560SH, 9660, 9660CTS, 9660STS, 9760STS, 9560STS, 9570STS, 9870STS, 9670STS, 9770STS, S550, S660, S670, S680, S690 Features: 4 Bolt Square, 80mm	\$5.75

Order No: WN-H135396


Description	Retail
Cleaning Fan, Shaft Applications: 9400, 9410, 9450, 9500, 9501, 9510, 9550, 9650CTS, CTS, CTS II Features: 65.87" Long 9450 S/N -690196, 9550 S/N -690669, 9650CTS S/N -690464	\$389.56

Order No: WN-H173376


Description	Retail
Fan Drive Shaft Applications: 9650STS, 9660STS, 9670STS, 9750STS, 9760STS, 9770STS, 9860STS, 9870STS Features: 65.69" Length 9650STS S/N 691596-, 9750STS S/N 691223-	\$355.44

**Cleaning Fan: Sheaves & Pulleys**


Order No: WN-663887R91

Description	Retail
 Cleaning Fan, Sheave, Idler Pulley/ Unloader Belt Applications: 3300, 4400, 6600, 7700, 4420, 6620, 9500, 9400, 9600, 9501, CTS, CTSII, 9450, 9550, 9550SH, 9650, 9650CTS, 9650STS, 9750STS, 9860STS, 9560, 9560SH, 9660, 9660CTS, 9760STS, 9560STS, 9570STS, 9870STS, 9670STS, 9770STS, S550, S660, S670, S670HM Features: 8" OD	\$30.00

Order No: WN-AH127496

Description	Retail
 Cleaning Fan, Drive Sheave Applications: 9400, 9500, 9500SH, 9501, 9600, CTS Features: 15.787" O.D., 750 - 1350 RPM 9400 S/N -670100, 9500 S/N -670200, 9500SH S/N -670200, 9600 S/N -670300	\$292.00

Order No: WN-AH131249


Description	Retail
 Cleaning Fan, Drive Pulley Applications: CTS, 9400, 9500, 9500SH, 9501, 9600 Features: 9.125" OD Dia, 1.25" Bore (CTS, 9400,	\$110.00

9500, 9500SH All S/N -670200 Outer Drive), 9501 Outer Drive, 9600 S/N -670300 Outer Drive

Order No: WN-AH134873

Description	Retail
Cleaning Fan, Drive Sheave Applications: 9400, 9500, 9600 Features: 15.787" O.D., 750 - 1350 RPM	\$233.92


Order No: WN-AH146463

Description	Retail
 Cleaning Fan, Drive Sheave Applications: 9400, 9410, 9450, 9500, 9510, 9540, 9550, 9560, 9580, 9600, 9610, 9640, 9650, 9650CTS, 9660, 9660CTS, 9680, 9780CTS, 9780HM, CTS, CTS II Features: 460 mm O.D., 750 - 1350 RPM CTS S/N 670401-, 9400 S/N 670101-, 9500 S/N 670210, 9560 S/N -705251, 9600 S/N 670301-, 9660 S/N -705331	\$441.69


Order No: WN-AH149356

Description	Retail
Cleaning Fan, Drive Sheave Applications: 9400, 9410, 9450, 9500, 9500SH, 9510, 9510SH, 9550, 9550SH, 9560, 9560SH, 9600, 9610, 9650, 9650CTS, 9660, 9660CTS, CTS II Features: 469 mm O.D., 750 - 1350 RPM	\$337.78

Order No: WN-AH153040

Description	Retail
 Cleaning Fan, Sheave, Outer Applications: CTS, CTS II, 9400, 9410, 9500, 9500SH, 9510, 9510SH, 9610, 9450, 9550, 9550SH Features: 490 - 980 RPM, 12.992" Dia, 1.252" Bore CTS, CTS II, 9400, 9410, 9500, 9500SH, 9510, 9510SH, 9610 All 330 mm OD (490-980 RPM) OPT), (9450, 9550, 9550SH All 490-980 RPM)	\$95.00

Order No: WN-AH157219

Description	Retail
 Cleaning Fan, Sheave, Inner Drive Applications: 9400, 9450, 9550, 9550SH, 9650, 9650CTS, 9650STS Features: 10.162" OD Dia, 1.25" Bore 9400 S/N 670101-, 9450 S/N -690196, 9550 S/N -690669, 9550SH S/N -690701, 9650 S/N -690730, 9650CTS S/N -690464	\$125.00


Order No: WN-AH167534

Description	Retail
Sheave, Outer, Fan Driven Applications: 9650, 9450, 9550, 9550SH, 9650STS, 9760STS, 9560, 9660, 9660CTS, 9660, 9860 Features: 10.158" OD 9650 S/N 690731-, 9450 S/N 690197-, 9550 S/N 690670-, 9550SH S/N 690702-, 9650STS S/N 690465-	\$165.03

Order No: WN-AH167535

Description	Retail
Sheave, Inner, Fan Driven Applications: 9450, 9550, 9550SH, 9560, 9560SH, 9560STS, 9650, 9650CTS, 9650STS Features: 10.160" O.D. 9450 S/N 690197-, 9550 S/N 690670-, 9550SH S/N 690702-, 9650 S/N 690731-, 9650CTS S/N 690465-, 9650STS S/N 691596-	\$149.65

Order No: WN-AH173726

Description	Retail
 Driven Inner Sheave Cleaning Fan Applications: 3300, 4400, 4420, 6600, 6601, 6602, 6620, 6622, 7700, 7701, 7720, 7721, 8820 Features: Dia: 8.375" O.D., Bore Dia: 1.00"	\$121.56

Order No: WN-AH204179

Description	Retail
Sheave, Outer, Fan Driven	\$314.25


**Combine: Separating**

**Cleaning Fan: Sheaves & Pulleys**

Order No: WN-AH204179

Applications: 9650STS, 9750STS  
Features: 12.990 O.D.


Order No: WN-H100794

Description	Retail
 Fan Drive Outer Sheave Applications: 3300, 4400, 4420, 7720, 7721, 8820 Features: 10.05" OD Dia, 1.00" Bore Use on 6620 if replacing H93503 Sheave	\$70.00


Order No: WN-H157101

Description	Retail
Cleaning Fan, Sheave, Reel Pump Drive Applications: 9550, 9550SH, 9650, 9650CTS, 9650STS, 9750STS Features: Double Groove Pulley, Hi-Capacity, 9.210" O.D. 9650 S/N -690876, 9650CTS S/N -690504, 9650STS S/N -695500, 9750STS S/N -695500	\$317.39


Order No: WN-H161051

Description	Retail
 Sheave, Inner, Fan Drive Applications: 9570STS, 9650STS, 9670STS, 9750STS, 9770STS, 9870STS Features: Std. Speed, 12.990" O.D.	\$242.11

Order No: WN-H206016

Description	Retail
 Fan Half Sheave Driver Applications: 9560STS, 9660STS, 9760STS, 9860STS Features: Standard Speed	\$136.47

Order No: WN-H93503

Description	Retail
 Cleaning Fan, Sheave, Inner Applications: 6620, 7720, 8820 Features: 10.05" OD Dia, 1.125" Bore 8820 All use on 6620 if also replacing H100794 Sheave	\$81.79


Order No: WN-H94124

Description	Retail
Clean Fan Fixed Sheave Applications: 6620, 6622 Features: 8.375" OD	\$170.17

Order No: WN-H97600


Description	Retail
 Outer Fan Shaft Sheave Applications: 3300, 4400, 4420, 6600, 6601, 6602, 6620, 6622, 7700, 7701, 7720, 7721, 8820 Features: Dia 8.375" OD, Bore Dia 1"	\$49.00

Order No: WN-JD9490

Description	Retail
 Cleaning Fan, Shaft, Bearing Applications: 9400, 9410, 9450, 9500, 9501, 9510, SH9510, 9550, 9550SH, 9560, 9560SH, 9560STS, 9660STS, 9760STS, 9600, 9610, 9640, 9660, 9680, 9650CTS	\$18.75


**Drives: Chaffers**

Order No: WN-H133603

Description	Retail
 Chaffer, Drive Hub Applications: CTS, CTS II, 9400, 9410, 9450, 9500, 9500SH, 9501, 9510, 9510SH, 9550, 9550SH, 9560, 9560SH, 9560STS, 9570STS, 9600, 9610, 9650, 9650CTS	\$35.00


**Drives: Cleaning Fan**

Order No: WN-AH128384


Description	Retail
 Cleaning Fan, Shaft, Speed Adjuster Applications: CTS, CTS II, 9400, 9410, 9450, 9500, 9500SH, 9501, 9510, 9510SH, 9550,	\$33.00

9550SH, 9560, 9560SH, 9570STS, 9600, 9610  
Features: 9560 S/N 710583-, 9560SH S/N 710454-

Order No: WN-AH131248

Description	Retail
 Cleaning Fan, Drive Pulley Applications: 9400, 9500, 9500SH, 9600, CTS Features: Inner Half, 9.118" Effective Diameter, 1.252" Bore 9400 S/N -670100, 9500 S/N -670200, 9500SH S/N -670200, 9600 S/N -670300, CTS S/N -670400	\$150.00


Order No: WN-AH146462

Description	Retail
 Sheave Assembly, Outer Drive, Separator Fan Applications: 9400, 9410, 9450, 9500, 9500SH, 9510, 9510SH, 9550, 9550SH, 9600, 9610, 9650, 9650CTS, 9650STS, 9750STS Features: OD 10.16", Bore 1.25"	\$194.08


Order No: WN-AH149357

Description	Retail
Sheave Assembly, Inner Drive, Separator Fan Applications: CTS, CTSII, 9400, 9410, 9450, 9500, 9500SH, 9510, 9510SH, 9550, 9500SH, 9560, 9560SH, 9600, 9610, 9650, 9650CTS, 9660, 9660CTS Features: 490-980 RPM, Dia. 12.99" OD CTS S/N 670401-, 9400 S/N 670101-, 9500 S/N 670201-, 9500SH S/N 670601-, 9600 S/N 670301-	\$246.22

Order No: WN-AH229175

Description	Retail
 Bearing, Thrust, Separator Fan Drive Applications: 9400, 9500, 9600, CTS, 9410, 9510, 9610, CTSII, 9450, 9550, 9550SH, 9650, 9650CTS, 9650STS, 9750STS, 9860STS, 9560, 9560SH, 9660, 9660CTS, 9660STS, 9760STS, 9560STS, 9570STS, 9870STS, 9670STS, 9770STS, S550, S660, S670, S680, S690	\$29.00

Order No: WN-H212310


Description	Retail
 Jackshaft, Separator-Wide Body Applications: 9600, 9610, 9650, 9660 Features: OD 1.374", Thread Dia. .945", 86.437" Long	\$328.96

Order No: WN-JD9268

Description	Retail
Cleaning Fan Shaft Bearing Applications: 9650, 9650STS, 9660, 9660STS, 9670, 9670STS, 9750, 9750STS, 9760, 9760STS, 9770, 9770STS, 9860, 9860STS, 9870, 9870STS, S540, S550, S660, S670, S680, S690	\$27.50

**Drives: Cleaning Shoe**


Order No: WN-AH173040

Description	Retail
 Pulley, Slip Clutch Applications: 9560STS, 9570STS, 9650STS, 9660STS, 9670STS, 9750STS, 9760STS, 9770STS, 9860STS, 9870STS Features: O.D. 8.892", I.D. 1.381"	\$174.54

Order No: WN-H133597

Description	Retail
Shaft, Shoe Drive Applications: 9600, 9610, 9650, 9660 Features: 76.69: Long	\$373.38

Order No: WN-H133598

Description	Retail
 Shaft, Cleaning Shoe Drive Applications: 9400, 9410, 9450, 9500, 9510, 9540, 9550, 9560, 9560STS, 9580, 9640, 9650CTS, 9650STS, 9660, 9660CTS, 9660STS, 9680, 9750STS, 9760STS, CTS	\$250.00

Order No: WN-H135421

**Combine: Separating**

**Drives: Cleaning Shoe**


Order No: WN-H135421

Description	Retail
Auger, Shoe Supply, Drive Shaft Applications: 9600, 9610, 9650, 9660 Features: 76.25" Long	\$220.00

Order No: WN-H135422

Description	Retail
Auger, Shoe Supply, Drive Shaft Applications: 9400, 9500, 950, 9400, 9410, 9450, 9500, 9510, 9510 Sidehill, 9550, 9550 Sidehill, 9650CTS Features: 65.44" Long	\$195.00

Order No: WN-H135423

Description	Retail
 Auger, Shoe Supply, Drive Hub Applications: CTS, CTS II, 9400, 9410, 9450, 9500, 9500SH, 9501, 9510, 9510SH, 9550, 9550SH, 9560, 9560SH, 9600, 9610, 9650, 9650CTS, 9660, 9660CTS Features: Dia 7.29 OD, Bore Dia .985"	\$95.00


Order No: WN-H171186

Description	Retail
Auger Drive Shaft - Cleaning Shoe Applications: 9650STS, 9750STS, 9860STS, 9660STS, 9760STS, 9870STS, 9670STS, 9770STS, S660, S670, S680, S690 Features: 64.62" Long	\$190.00


Order No: WN-H226032

Description	Retail
Shoe Drive Shaft Applications: 9870STS, S650, S660, S670, S680, S690, S670HM, S680HM, S690HM	\$225.00

Order No: WN-H84498


Description	Retail
 Shaft, Shoe Supply Auger Drive Applications: 6600, 6601, 6602, 6620 Features: 52.025" Long	\$107.43

Order No: WN-JD39109

Description	Retail
 Ball Bearing Applications: 9400, 9410, 9450, 9500, 9500SH, CTS, CTS II, 9660CTS, 9501, 9510, 9550, 9550SH, 9560, 9560SH, 9560STS, 9660STS, 9760STS, 9600, 9610, 9660, 9650STS, 9750STS, 9660, 9860STS, 9570STS, 9670STS, 9770STS, 9870STS, S550, S660, S670, S680, S690	\$25.00


**Drives: Sieves**

Order No: WN-H131098


Description	Retail
 Auger, Shoe Supply, Drive Hub Applications: 9400, 9410, 9450, 9500, 9500SH, 9501, 9510, 9510SH, 9550, 9550SH, 9560, 9560SH, 9560STS, 9570STS, 9600, 9610, 9650, 9650CTS, CTS, CTS II Features: Straw Walker, Conveyor Auger, Sieve & Chaffer Drive	\$30.00

**Drives: Walkers**

Order No: WN-AH115267


Description	Retail
 Walker, Straw, Drive Sprocket Applications: 6620, 6622 Features: 18 Teeth, 60 Chain, 4.703" OD / 15 Teeth, 50 Chain, 3.316"OD 6620 S/N 610301-	\$49.00

Order No: WN-AH115268


Description	Retail
 Walker, Straw, Drive Sprocket Applications: 7720, 8820	\$42.00

Features: 15 & 18 Teeth, 60 Chain, 4.703" & 3.979" OD, 19 ID Spline 7720 S/N 61501-, 8820 S/N 610701-


Order No: WN-AH87249

Description	Retail
 Sprocket, Straw Walker Drive Applications: 6600, 7700 Features: 15 Teeth, Double Sprocket, 3.316" OD, 1.127" ID 6600 S/N 105801-, 7700 S/N 111901-	\$25.00


Order No: WN-AH92689

Description	Retail
 Sprocket, Straw Walker Drive Applications: 7720, 8820 Features: 15 Teeth, Double Sprocket, 3.979" Dia, 19 ID Spline 7720 S/N -610500, 8820 S/N -610700	\$45.00


Order No: WN-AH93152

Description	Retail
 Sprocket, Straw Walker Drive Applications: 6620 Features: 15 & 18 Teeth, 50 Chain, 3.316" & 2.592" OD, 19 ID Spline 6620 S/N -610300	\$28.00


Order No: WN-H100778

Description	Retail
 Sprocket, Straw Walker Driven Applications: 6620, 6622 Features: 49 Teeth, 50 Chain, 10.09" OD, 2.877" ID	\$39.00

Order No: WN-H86128


Description	Retail
 Straw Walker Driven Sprocket Applications: 6600, 6601, 6602, 7700, 7701 Features: 49 Teeth, 50 Chain, 10.11" OD, 2.253" ID, .67" Offset 6600 S/N 105801-, 7700 S/N 111901-	\$49.00

Order No: WN-H93463


Description	Retail
 Sprocket, Straw Walker Driven Applications: 7720, 8820 Features: 49 Teeth, 60 Chain, 12.115" OD, 2.872" ID	\$62.00

**Shoe: Augers**


Order No: WN-AH129451

Description	Retail
 Shoe Supply Bearing Applications: CTS, CTS II, 9400, 9410, 9450, 9500, 9500SH, 9501, 9510, 9510SH, 9550, 9550SH, 9560, 9560SH, 9560STS, 9570STS, 9600, 9610, 9650, 9650CTS, 9660STS, 9670STS, 9750STS, 9760STS, 9770STS, 9860STS, 9870STS Features: Includes AH129452 Lock Collar For Shoe Grain Supply Drive Shaft H135421	\$30.00

Order No: WN-AH130424

Description	Retail
 Auger, Shoe, Grain Supply Applications: CTS, CTS II, 9400, 9410, 9450, 9500, 9500SH, 9501, 9510, 9510SH, 9550, 9550SH, 9560, 9560SH, 9600, 9610, 9650, 9650CTS, 9660, 9660CTS Features: 57-1/2" Long, 1" Tube Diameter, 5" RH Flighting	\$130.00

Order No: WN-AH130425

Description	Retail
 Auger, Shoe, Grain Supply Applications: 9400, 9410, 9450, 9500, 9500SH, 9501, 9510, 9510SH, 9550, 9550SH, 9560, 9560SH, 9600, 9610, 9650, 9650CTS, 9660, 9660CTS, CTS, CTS II Features: 57-1/2" Long, 1" Tube Diameter, 5" LH Flighting	\$130.00


John Deere®




**Combine: Separating**

**Shoe: Augers**

Order No: WN-AH146786

Description	Retail
 Auger, Shoe, Grain Supply Applications: 9560STS, 9650STS, 9660STS, 9750STS, 9760STS, 9860STS Features: 40-3/4" Long, Left Hand	\$95.00

Order No: WN-AH146787

Description	Retail
 Auger, Shoe, Grain Supply Applications: 9560STS, 9650STS, 9660STS, 9750STS, 9760STS, 9860STS Features: 40-3/4" Long, Right Hand	\$95.00


Order No: WN-AH168284

Description	Retail
Auger, Cleaning Shoe Applications: 9650STS, 9660STS, 9670STS, 9750STS, 9760STS, 9770STS, 9860STS, 9870STS Features: High Wear, 40.625" Long, 6" Left Hand Flighting	\$289.15


Order No: WN-AH168285

Description	Retail
Auger, Cleaning Shoe Applications: 9650STS, 9660STS, 9670STS, 9750STS, 9760STS, 9770STS, 9860STS, 9870STS Features: High Wear, 40.625" Long, 6" Right Hand Flighting	\$307.68


Order No: WN-AH169020

Description	Retail
 Auger, Shoe, Grain Supply Applications: CTS, CTS II, 9400, 9410, 9450, 9500, 9510, 9550, 9560, 9600, 9610, 9650, 9650CTS, 9660, 9660CTS Features: Left, 57-1/2" Long, Stainless Steel	\$213.79


Order No: WN-AH169021

Description	Retail
 Auger, Shoe Grain Supply Applications: CTS, CTS II, 9400, 9410, 9450, 9500, 9510, 9550, 9560, 9600, 9610, 9650, 9650CTS, 9660, 9660CTS Features: Right Hand, 57-1/2" Long, 5" Stainless Steel Flighting	\$211.67


Order No: WN-AH95943

Description	Retail
 Auger, Shoe, Grain Supply Applications: 6600, 6601, 6602, 6620, 6622, 7700, 7701, 7720, 7721, 8820 Features: Right Hand, 152-3/8" Long, 4-1/2" Flighting	\$244.33

Order No: WN-AH95944

Description	Retail
 Auger, Shoe, Grain Supply Applications: 6600, 6601, 6602, 6620, 6622, 7700, 7701, 7720, 7721, 8820 Features: Left Hand, 152-3/8" Long, 4-1/2" Flighting	\$250.39

Order No: WN-H142188

Description	Retail
 Wood Bearing Block Auger Shoe, Grain Supply Applications: CTS, CTS II, 9400, 9410, 9450, 9500, 9500SH, 9501, 9510, 9510SH, 9540, 9550, 9950SH, 9580, 9600, 9610, 9650, 9650CTS, 9660, 9660CTS Features: Wooden Shoe grain auger drive gear use WN-H137215; Front shoe grain auger bearing use WN-JD9273	\$5.75


Order No: WN-H202378

Description	Retail
Shoe Auger Drive Shaft Applications: 9560STS, 9570STS Features: 54.00" Long	\$185.19


Order No: WN-H84499

Description	Retail
Shoe Auger Supply Shaft Applications: 7700, 7701, 7720, 7721 Features: 62.250" Long	\$91.31


Order No: WN-H84838

Description	Retail
 Auger Shoe Grain Supply Bearing Block Applications: 3300, 4400, 4420, 6600, 6601, 6602, 6620, 6622, 7700, 7701, 7720, 7721, 7722, 8820 Features: Wooden 3300 S/N 4501-, 4400 S/N 9501-, 6600 S/N 11501-, 6601 S/N 4501-, 6602 S/N 1501-, 7700 S/N 8001-	\$11.88

Order No: WN-HC205-16


Description	Retail
 Rear Shoe Auger Bearing Applications: 9650STS, 9750STS, 9860STS, 9660STS, 9760STS	\$11.95

Order No: WN-JD9273

Description	Retail
 Auger Bearing Shoe Grain Supply Applications: CTS, CTS II, 3300, 4400, 4420, 6600, 6601, 6602, 6620, 6622, 7700, 7701, 7720, 7721, 8820, 9400, 9410, 9450, 9500, 9500SH, 9501, 9510, 9550, 9550SH, 9560, 9560SH, 9560STS, 9570STS, 9600, 9610, 9650, 9650CTS, 9650CTS, 9660, 9660CTS, 9660STS, 9670STS, 9750STS, 9760STS, 9770STS Features: WPS Type Wide Inner Ring, PreLubed, Includes Lock Collar Additional Applications: 9860	\$16.00

**Shoe: Pans**

Order No: WN-AH131234

Description	Retail
 Distribution Auger Pan Applications: 6601, 6602, 6620, 6622 Features: Front 6601 S/N 353001-, 6602 S/N 261401-	\$726.25


Order No: WN-AH131235

Description	Retail
Pan, Shoe Supply Applications: 7720, 7721 Features: Front	\$761.90


Order No: WN-AH131236

Description	Retail
Pan, Shoe Supply Applications: 8820 Features: Front 8820 Effective with S/N 564100-	\$875.63

Order No: WN-AH146564

Description	Retail
 Pan, Shoe Supply Applications: W650, W660, 9600, 9610, 9640I WTS, 9640WTS, 9650, 9650, 9660, 9660I WTS, 9660WTS, 9680I WTS, 9680WTS Features: 36.6" x 65.4" 9600 S/N 665301-	\$538.26

Order No: WN-AH146655

Description	Retail
 Auger Pan Shoe Supply Applications: 9400, 9410, 9450, 9500, 9500SH, 9510, 9510SH, 9550, 9550SH, 9560, 9560SH, 9650, 9650CTS, 9660, 9660CTS, CTS, CTS II Features: 36.6" x 54.5" CTS S/N 665401-, CTSII, 9400 S/N 665101-, 9550 S/N 665201-, 9550 SH S/N 665201-; Heavy Duty 16 Gauge Steel; LH shoe grain auger (3) use WN-AH169020; RH shoe grain auger (3) use WN-AH130424; Shoe grain auger wood bearing (6) use WN-H142188; Front	\$382.53


**Combine: Separating**

**Shoe: Pans**


**Order No: WN-AH146655**

shoe grain auger ball bearing (6) use WN-JD9273;  
Shoe grain auger drive gear (6) use WN-H137213

**Order No: WN-AXE10046**


Description	Retail
 Shaker Shoe Return Pan Applications: 9650STS, 9660STS, 9670STS, 9750STS, 9760STS, 9770STS, 9860STS, 9870STS, 9880STS Features: Wide, Includes 4 Rubber Seals	\$1,195.00

**Order No: WN-AXE10447**


Description	Retail
 Shaker Return Pan Applications: 9560STS, 9570STS Features: Narrow	\$1,512.79

**Shoe: Sprockets**

**Order No: WN-H137215**

Description	Retail
 Shoe Auger Drive Gear Applications: CTS, CTS II, 3300, 4400, 4420, 6600, 6601, 6602, 6620, 6622, 7700, 7701, 7720, 7721, 8820, 9400, 9410, 9450, 9500, 9500SH, 9510, 9510SH, 9550, 9550SH, 9560, 9560SH, 9560STS, 9570STS, 9600, 9610, 9650, 9650CTS, 9650STS, 9660, 9660CTS, 9660STS, 9670STS, 9750STS, 9760STS, 9770STS Features: Front shoe Grain Auger ball bearing use WN-JD9273; Additional Models: 9860STS, 9870STS, 9570STS, S650, S660, S670, S680, S690	\$22.00

**Order No: WN-H93477**


Description	Retail
 Sprocket, Shoe Driven Applications: 6620, 7720, 8820 Features: 28 Teeth, 60 Chain, 7.11" OD, 3.685" ID 6620 S/N 610301-	\$24.00

**Order No: WN-H97547**


Description	Retail
Sprocket, Shoe Driven Applications: 6620 Features: 34 teeth, 50 chain 6620 S/N -610300	\$132.19

**Walkers: Bearing Blocks**

**Order No: WN-AH168158-SET**

Description	Retail
 Walker, Bearing Block Applications: 9400, 9410, 9450, 9500, 9510, 9550, 9560, 9600, 9610, 9650, 9660 Features: 1 Pair, Wooden, Replaces Aluminum, Series Three, Single Slot 9400 S/N 650101-, 9500 S/N 650201-, 9600 S/N 650301-	\$47.72


**Order No: WN-AZ19427**

Description	Retail
 Straw Walker Cranks, Ball Bearing Applications: 9400, 9410, 9450, 9500, 9510, 9510SH, 9550, 9550SH, 9560, 9560SH, 9560STS, 9600, 9610, 9640, 9650CTS, 9660STS, 9750STS, 9760STS, 9860STS Features: Front LH Only	\$27.00


**Order No: WN-H119613-SET**

Description	Retail
 Walker, Bearing Block Applications: 6600, 6601, 6602, 6620, 6622, 7700, 7701 Features: Wood, 1 Pair, 1-1/4" Shaft 7700 S/N -314894, 7701 S/N 316360	\$26.10


**Order No: WN-H119614**

Description	Retail
 Straw Walker Wood Bearing Block Set Applications: 7700, 7701, 7720, 7721, 7722, 8820 Features: For 1-1/2" Shaft, Set of 2 Halves with Bolts 7700 s/n 314895-, 7701 s/n 316361-	\$31.32

**Order No: WN-H140070**

Description	Retail
 Walker, Bearing Block Applications: 9400, 9500, 9500SH, 9501, 9600 Features: Series 1, Wood, Set of 2 9400 S/N -635180, 9500 S/N -636925, 9500SH S/N -636925, 9501 -February 1990, 9600 S/N -636083	\$35.01

**Order No: WN-H140677**


Description	Retail
 Straw Walker Bearing Block Applications: 9400, 9500, 9600, 9501, 9600 Features: Series 2, Wood, Set of 2 Halves with Bolts 9400 S/N 635181-, 9500 S/N 636926-, 9600 S/N 636084-, 9501 S/N -February 1990, 9600 S/N 636084-	\$35.31

**Walkers: Crankshafts**


**Order No: WN-AH132823**

Description	Retail
 Walker Crank Bearing Applications: 9400, 9410, 9450, 9500, 9500SH, 9501, 9510, 9510SH, 9550, 9550SH, 9560, 9560SH, 9650, 9660 Features: Front, Right Hand	\$27.00

**Order No: WN-AH151331**


Description	Retail
 Walker, Crank Applications: 9600, 9610, 9650 Features: Front and Rear, (Rear W/O Straw Spreader)	\$490.00

**Order No: WN-AH151332**


Description	Retail
 Straw Walker Crank Applications: 9400, 9410, 9450, 9500, 9510, 9550, 9560 Features: Front and Rear, (Rear W/O Straw Spreader)	\$450.00

**Walkers: Straw Walkers**

**Order No: WN-AH135380**

Description	Retail
 Walker, Straw Applications: 9500, 9500SH, 9501, 9510, 950SH, 9550, 9550SH, 9560, 9560SH, 9600, 9610, 9650, 9660 Features: Lip Type	\$850.00

**Order No: WN-AH94469**

Description	Retail
 Walker, Straw Applications: 6620, 7720, 7721, 7722, 8820 Features: Regular Lip	\$600.00


**Order No: WN-AH99693**

Description	Retail
Straw Walker Applications: 3300, 4400, 4420 Features: Truck Freight	\$767.00

**Combine: Threshing**

**Accelerator Roll: Shaft**

**Order No: WN-JD9431**

Description	Retail
 Ball Bearing Applications: 6602, 6620, 6622, 7720, 7721, 8820, 9560STS, 9570STS, 9650STS, 9660STS, 9670STS, 9750STS, 9760STS, 9770STS, 9860STS, 9880STS, 9880STS	\$36.00

**Beater: Blades**

John Deere®

**Combine: Threshing**


**Beater: Blades**

Order No: WN-H147789

Description	Retail
 Beater, Discharge, Blade Applications: 9400, 9410, 9450, 9500, 9500SH, 9501, 9510, 9510SH, 95401WTS, 9540WTS, 9550, 9550SH, 9560, 95601WTS, 9560SH, 9560WTS, 9580WTS, 95801WTS	\$79.00

**Beater: Wear Plates**

Order No: WN-AH234509

Description	Retail
 Beater, Discharge, Wear Plate Applications: 9650STS, 9660STS, 9750STS, 9760STS, 9860STS Features: Set of 2 H236279, Rear, Serrated, Kit	\$49.50

Order No: WN-H166689

Description	Retail
Beater, Wear Plate Applications: 9560STS, 9570STS, 9650STS, 9660STS, 9670STS, 9750STS, 9760STS, 9770STS, 9860STS, 9870STS Features: Front, Solid, Hardened	\$16.15


Order No: WN-H201914

Description	Retail
Front Beater Wear Plate Applications: 9560STS, 9570STS, 9650STS, 9660STS, 9670STS, 9750STS, 9760STS, 9770STS, 9860STS, 9870STS Features: Hardened, Angle Serrated	\$22.36

Order No: WN-H208429


Description	Retail
Wear Plate, Beater Bar Applications: S540, S550, S560, S660, S670, S680, S685, S690, 9470STS, 95601STS, 9560STS, 9570STS, 9660STS, 9670STS, 9770STS, 9860STS, 9870STS, 98801, 9880STS Features: Rice S670 Hillmaster S/N -765000, S680 Hillmaster S/N -765000, S690 S/N -745100 European, S690 Hillmaster S/N -745100 European, S/N 745101-765000, 9660STS S/N 706384, 9670STS S/N 091752-, 9760STS S/N 705888-, 98801 Hillmaster S/N 715801-, 98801STS S/N 715701-, 9880STS S/N -715700	\$14.07

Order No: WN-H236284


Description	Retail
 Discharge Beater Wear Strip Applications: 9670STS, 9770STS, S660, S670, S670HM, S650 Features: Package of 2, Priced Individually 9670STS SN 730201-, 9770STS SN 730201-	\$19.50

**Concaves: Cover Plates**

Order No: WN-AH151119

Description	Retail
 Front Concave Plate Applications: CTS, CTS II, 9400, 9410, 9450, 9500, 9500SH, 9510, 9510SH, 9550, 9550SH, 9560, 9560SH, 9650CTS, 9600CTS Features: Heavy Duty 5/16" Thick with Extra Supports	\$220.00

Order No: WN-AH170741

Description	Retail
 Concave Grate Cover Applications: 9650STS, 9750STS, 9860STS, 9660STS, 9760STS, 9870STS, 9670STS, 9770STS, S660, S670, S680, S690, S670HM, S680HM, S690HM, S650 Features: Package of 10 Priced each	\$36.00

Order No: WN-AH171322

Description	Retail
Top Cover Separator Applications: 9650STS, 9660STS, 9670STS, 9750STS, 9760STS, 9770STS, 9860STS, 9870STS	\$734.21

Order No: WN-AH207683

Description	Retail
Concave, Threshing Section, Cover Applications: 9660STS, 9670STS, 9760STS, 9770STS, 9860STS, 9870STS	\$790.04

Order No: WN-AH208573

Description	Retail
Threshing Section Cover Applications: 9660STS, 9670STS, 9760STS, 9770STS, 9860STS, 9870STS	\$790.04


Order No: WN-AH208966

Description	Retail
Separator, Cover Applications: 9650STS, 9660STS, 9670STS, 9750STS, 9760STS, 9770STS, 9860STS, 9870STS	\$424.11

Order No: WN-AH235314

Description	Retail
Threshing Section Cover Applications: 9650STS, 9750STS Features: Ships Truck Freight	\$764.47

Order No: WN-BH81876


Description	Retail
 Concave, Grain, Cover Plate Applications: 9650STS, 9660STS, 9750STS, 9760STS, 9860STS Features: For Narrow and Wide Space Concaves, Set of 3 These will not fit the PEC Round Bar or Wide Spaced Concaves. They are 2 sections concave not 3 sections. They will fit the PEC Narrow Spaced Concaves, which are 3 section.	\$143.44

Order No: WN-H116273


Description	Retail
Concave, Grain, Retainer Plate Applications: 4420 Features: Used When Replacing a 14 Bar Concave With a 13 Bar Concave 4420 S/N 6000001-	\$34.30

**Concaves: Grates**


Order No: WN-AH151120

Description	Retail
 Concave, Grate, Beater Applications: 9600, 9610, 9650, 9660 Features: Wide Body	\$525.00


Order No: WN-AH151121

Description	Retail
 Concave, Grate Applications: CTS II, 9400, 9410, 9450, 9500, 9500SH, 9510, 9510SH, 9550, 9550SH, 9560, 9560SH Features: Used with AH150497 Concave, Rasp Bar Style	\$430.00

Order No: WN-AH223656

Description	Retail
 Grate, Finger; Separator Assembly Applications: S660, S670, S680, S690, 9660STS, 9670STS, 9760STS, 9770STS, 9860STS, 9870STS, 9880STS, 9880STS	\$965.79

Order No: WN-H140803

Description	Retail
 Concave Grate Rod Applications: 9400, 9500, 9500SH, 9410, 9510, 9510SH, CTS II, 9450, 9550, 9550SH, 9650CTS, 9560, 9560SH, 9660CTS	\$55.00


John Deere®




**Combine: Threshing**

**Concaves: Large Grain**


Order No: WN-AH168477

Description	Retail
 Concave, Round Bar, Front Applications: 9650STS, 9660STS, 9670STS, 9750STS, 9760STS, 9770STS, 9860STS, 9860STS, 9870STS Features: Heat Treated, Includes Bolt on Front Lip	\$600.00

Order No: WN-AH205259

Description	Retail
 Concave, Wide Spaced, Front Applications: 9650STS, 9660STS, 9670STS, 9750STS, 9760STS, 9770STS, 9860STS, 9860STS, 9870STS, S660, S670, S680, S690 Features: Heat Treated	\$650.00


Order No: WN-AH205260

Description	Retail
 Concave, Wide Spaced, Middle/Rear Applications: 9650STS, 9660STS, 9670STS, 9750STS, 9760STS, 9770STS, 9860STS, 9860STS, 9870STS, S650, S660, S670, S680, S690 Features: Heat Treated	\$600.00


Order No: WN-AH205260HB

Description	Retail
Concave, Wide Spaced, Middle/Rear Applications: 9650STS, 9660STS, 9750STS, 9760STS, 9860STS Features: Helical, Wide Space, 50 Series use AH210894 Latch Kit	\$927.94


Order No: WN-AH206122

Description	Retail
 Concave, Wide Spaced Applications: 9560STS, 9570STS Features: Front, Heat Treated	\$575.00


Order No: WN-AH206123

Description	Retail
 Concave, Wide Spaced Applications: 9560STS, 9570STS Features: Middle/ Rear, Heat Treated	\$575.00


Order No: WN-AH206174

Description	Retail
 Concave, Round Bar Applications: 9560STS, 9570STS, S550 Features: Front, Heat Treated	\$575.00


Order No: WN-AH206455

Description	Retail
 Concave, Round Bar Applications: 9560STS, 9570STS, S550 Features: Middle/ Rear, Heat Treated	\$575.00


Order No: WN-AH206456

Description	Retail
 Concave, Round Bar, Middle/Rear Applications: S650, S660, S670, S680, S685, S690, 9650STS, 9660STS, 9670STS, 9750STS, 9760STS, 9770STS, 9860STS, 9870STS Features: Heat Treated	\$550.00


Order No: WN-AH206756

Description	Retail
 Concave, Insert Applications: 9400, 9410, 9450, 9500, 9500SH, 9510, 9510SH, 9550, 9550SH, 9560, 9560SH, 9600, 9610, 9650, 9650CTS, 9660, 9660CTS, CTS, CTSII Features: Prevents Passing of Unthreshed Cobs at Rear of Concave	\$14.00


Order No: WN-B84291

Description	Retail
 Round Bar Concave Applications: 9560STS, 9570STS, S550 Features: Set of 3, Corn and Soybean Kit Contains: 1 x AH206174, 2 x AH206455	\$1,725.00


Order No: WN-B84388

Description	Retail
 Wide Spaced Concave Applications: 9560STS, 9570STS Features: Corn and Soybean Kit Contains: 1 x AH206122, 2 x AH206123	\$1,725.00

Order No: WN-BH84286


Description	Retail
 Concave, Wide Spaced Applications: S650, S660, S670, S680, S690, 9650STS, 9660STS, 9670STS, 9750STS, 9760STS, 9770STS, 9860STS, 9860STS, 9870STS Features: Set Of 3, Heat Treated	\$1,850.00

Order No: WN-V18005

Description	Retail
 Concave Grain Applications: 6600, 6601, 6602, 6620, 6622 Features: 13 Cross Bars 6600 S/N 11501-, 6601 S/N 4501-600000, 6602 S/N 1501-353900, 6620 S/N -600000, 6622 S/N -610400	\$505.98

**Concaves: Shock Kits**

Order No: WN-AH210894

Description	Retail
 Concave, Grain, Latch Kit Applications: 9650STS, 9660STS, 9750STS, 9760STS, 9860STS Features: Set of 3	\$37.69

Order No: WN-CSKSTS


Description	Retail
Concave Shock Kit Applications: 9650STS, 9660STS, 9670STS, 9750STS, 9760STS, 9770STS, 9860STS, 9870STS	\$180.56

**Concaves: Small Grain**


Order No: WN-AH108866

Description	Retail
Concave, Grain Applications: 8820 Features: 14 Cross Bars 8820 S/N -600004	\$1,073.13


Order No: WN-AH136605

Description	Retail
 Concave, Grain Applications: CTS, CTS II, 9400, 9410, 9500, 9500SH, 9501, 9510, 9510SH Features: 14 Bar, Wires On First Half	\$850.00


Order No: WN-AH150496

Description	Retail
 Concave, Grain Applications: 9600, 9610, 9650, 9660 Features: 13 Bar	\$980.00

Order No: WN-AH150497

Description	Retail
 Concave, Corn Applications: CTS, CTS II, 9400, 9410, 9450, 9500, 9500SH, 9510, 9510SH, 9550, 9550SH, 9560, 9560SH, 9650CTS, 9660CTS Features: 13 Crossbars, Wires in First Half, OEM Style, 27-3/4" Dia.	\$950.00

Order No: WN-AH205254HB

Description	Retail
 Concave, Grain Applications: 9650STS, 9660STS, 9670STS, 9750STS, 9760STS, 9770STS, 9860STS, 9870STS, 9880I STS, 9880STS	\$1,036.26

John Deere®


**Combine: Threshing**

**Concaves: Small Grain**


**Order No: WN-AH205254HB**

Features: Helical, Narrow Space, Front Unit Only


**Order No: WN-AH205255**

Description	Retail
 Narrow Spaced Concave Middle/Rear Applications: S660, S670 Hillmaster, S670, S680 Hillmaster, S680, S690 Hillmaster, S690, 9650STS Features: Heat Treated S680 Hillmaster S/N 745101-, S690 STS S/N 745101-	\$600.00

**Order No: WN-AH205487**

Description	Retail
 Concave, Narrow Spaced Applications: 9560STS, 9570STS, S540, S550, S560 Features: Front Small Grain Concave	\$700.00


**Order No: WN-AH205488**

Description	Retail
 Concave, Narrow Spaced Applications: 9560STS, 9570STS, S540, S550, S560 Features: Middle & Rear Small Grain Concaves	\$635.00


**Order No: WN-AH207850**

Description	Retail
 Concave, Narrow Spaced, Front Applications: S660, S670 Hillmaster, S670, S680 Hillmaster, S680, S690 Hillmaster, S690, 9650STS Features: Heat Treated, Narrow Space, Front Unit w/ Bolt on Front Lip S690 Hillmaster S/N 745101-, S690 STS S/N 745101-, Consist of 1 x WN-AH205255 and 1 x WN-STSFL	\$650.00


**Order No: WN-AH215091**

Description	Retail
 Concave, Support Plate Applications: S660, S670, S680, S690, 9560STS, 9570STS, 9650STS, 9660STS, 9670STS, 9750STS, 9760STS, 9770STS, 9860STS, 9870STS	\$225.00


**Order No: WN-AH224006**

Description	Retail
 Concave Adjusting Worm Gear Applications: 9860STS, 9660STS, 9760STS, 9560STS, 9570STS, 9870STS, 9670STS, 9770STS, S550, S660, S670, S680, S690	\$275.00


**Order No: WN-AH85396**

Description	Retail
 Concave, Grain Applications: 4400, 4420 Features: 13 Cross Bars 4400 S/N 9501-, 4420 S/N 600001-	\$632.36


**Order No: WN-BH84226**

Description	Retail
 Concave, Round Bar Applications: S650, S660, S670, S680, S685, S690, 9650STS, 9660STS, 9670STS, 9750STS, 9760STS, 9770STS, 9860STS, 9870STS Features: Set Of 3, Heat Treated If installing on a 50 Series STS Combine you will need to order the Latch Kit WN-AH210894	\$1,625.00


**Order No: WN-BH84285**

Description	Retail
 Narrow Spaced Concave Applications: S650, S660, S670, S680, S690, 9650STS, 9660STS, 9670STS, 9750STS, 9760STS, 9770STS, 9860STS, 9860STS, 9870STS Features: Set Of 3, Heat Treated	\$1,800.00


**Order No: WN-BH84387**

Description	Retail
 Concave Set Applications: 9560STS, 9570STS, S540, S550, S560 Features: Set of 3 Small Grain Concaves	\$1,865.00


**Order No: WN-H132057**

Description	Retail
 Cylinder, Spike Tooth Applications: 3300, 4400, 6620, 7700, 7720, 8820, 9400, 9410, 9450, 9500, 9510, 9550, 9560, 9600, 9610, 9650, 9650CTS, 9660, 9660CTS, 9680, CTS, CTS II Features: With Hardware, Sold in Packages of 20, Priced Individually	\$2.25


**Order No: WN-H152305**

Description	Retail
 Concave Adjusting Gear Applications: 9650STS, 9750STS, 9860STS, 9660STS, 9760STS, 9560STS, 9570STS, S550	\$150.00


**Order No: WN-H223940**

Description	Retail
 Concave Adjusting Gear Applications: 9870STS, 9670STS, 9770STS, S660, S670, S680, S690 Features: Cast	\$50.00

**Order No: WN-STSFL**


Description	Retail
 Concave, Front Lip Applications: 9650STS, 9660STS, 9670STS, 9750STS, 9760STS, 9770STS, 9860STS, 9860STS, 9870STS	\$45.00

**Order No: WN-V18007**


Description	Retail
 Concave Applications: 7700, 7701, 7720, 7721, 7722 Features: 13 Cross Bars, Titan Style, Used For Both Corn and Grain 7700 S/N 8001-, 7701 S/N 8001-	\$540.28

**Concaves: Supports**


**Order No: WN-AH133157**

Description	Retail
 Concave Cam Applications: CTS, CTS II, C670, T550, T560, T660, W540, W550, W650, W660, 9400, 9410, 9450, 9500, 9500SH, 9501, 9510, 9510SH, 9550, 9550SH, 9560, 9560SH, 9600, 9601, 9640I WTS, 9640WTS, 9650, 9650CTS, 9660I WTS, 9660WTS, 9680I WTS, 9680WTS Features: Left Hand	\$175.22


**Order No: WN-AH151118**

Description	Retail
 Front Concave Plate Applications: 9600, 9610, 9650, 9660 Features: Heavy Duty 5/16" Thick with Extra Supports	\$280.00

**Order No: WN-AH204423**

Description	Retail
 Concave, Bar Assembly Applications: 9650STS, 9660STS, 9670STS, 9750STS, 9760STS, 9770STS, 9860STS, 9860STS, 9870STS	\$348.36

**Order No: WN-H145638**

Description	Retail
 Shaft, Torque, Concave Applications: 9600, 9610, 9650, 9660 Features: 64.44" Long	\$248.40

**Cylinder: Bars & Tines**

**Order No: WN-1200-28**

John Deere®

**Combine: Threshing**

**Cylinder: Bars & Tines**

Order No: WN-1200-28

Description	Retail
Cylinder Bar, Hardware Kit Applications: 7700, 7701, 7720, 7721 Features: For OJD7700 Cylinder Bars	\$44.64

Order No: WN-1200-73

Description	Retail
Hardware Kit, Rasp Bars Applications: 6600, 6601, 6602, 6620, 6622 Features: 3/8" X 3/4" NF & 3/8" X 1" NC Grade 8 Fasteners	\$84.96


Order No: WN-1200-75

Description	Retail
Cylinder Bar, Hardware Kit Applications: 9600, 9610, 9650, 9660 Features: For OJD96001	\$97.21

Order No: WN-1200-76


Description	Retail
Cylinder Bar, Hardware Kit Applications: 9400, 9410, 9450, 9510, 9550, 9560, 9650, 9660, CTS, CTS II Features: Use With WN-V12068 Cylinder Bars	\$73.03

Order No: WN-AH167739-H5RB




Description	Retail
Cylinder Bar, Threshing Element Replaceable Applications: 9650STS, 9660STS, 9750STS, 9760STS, 9860STS Features: Set of 3, 5 Tooth Hardened Bar, Hardware Included	\$71.10

Order No: WN-AH167739-H9RB



Description	Retail
Cylinder Bar, Threshing Element Applications: 9650STS, 9660STS, 9750STS, 9760STS, 9860STS Features: 9 Tooth, Hardened, Set of 3, Hardware Included	\$68.01

Order No: WN-AH167739-HSRB




Description	Retail
Cylinder Bar, Threshing Element Applications: 9650STS, 9660STS, 9750STS, 9760STS, 9860STS Features: Smooth, Hardened, Set of 3, Hardware Included	\$78.97

Order No: WN-AH208554



Description	Retail
Cylinder Bar, Threshing Tine Applications: 9650STS, 9750STS, 9860STS, 9660STS, 9760STS, 9670STS, 9770STS, S650, S660, S670, S680, S690 Features: Set of Three, Hardware not Included	\$68.00

Order No: WN-AH209118



Description	Retail
Cylinder Bar, Threshing Element, Std Rotor Applications: 9660STS, 9760STS, 9860STS Features: Set Of 3, Chrome 9660STS S/N -712197, 9760STS S/N -712197, 9860STS S/N -000724	\$220.65

Order No: WN-AH209118-5RB


Description	Retail
Threshing Element, Cylinder Bar, Set Of 3 Applications: 9650STS, 9660STS, 9750STS, 9760STS, 9860STS Features: Hardened, Bullet Rotor, Tooth Chrome Bar	\$182.81

Order No: WN-AH209123




Description	Retail
Cylinder Bar, Threshing Tine Applications: 9560STS, 9660STS, 9670STS, 9750STS, 9760STS, 9770STS, 9860STS, 9870STS Features: Chrome, Priced And Sold In Set of 3	\$149.72

Order No: WN-AH216573




Description	Retail
Threshing Element, Kit, Applications: 9660STS, 9760STS, 9770STS, 9860STS, 9870STS Features: Set of 3, High Wear, Rice	\$302.00

Order No: WN-H150836



Description	Retail
Filler Plate Applications: 9600, 9610, 9650, 9660 Features: Perforated	\$115.00

Order No: WN-H150837



Description	Retail
Filler Plate Applications: 9400, 9500, 9500SH, CTS, 9410, 9510, 9510SH, CTSII, 9450, 9550, 9550SH, 9560, 9560SH, 9650CTS, 9660CTS Features: Perforated	\$99.00


Order No: WN-H204928

Description	Retail
Cylinder Bar, Threshing Tine Applications: CTS, CTSII, 9650CTS, 9660CTS, 9780CTS Features: Standard, Short, 4 per Package, Priced INDIVIDUALLY	\$10.22

Order No: WN-OJD9600C

Description	Retail
Cylinder Bar, Rasp Applications: 9600, 9610, 9650, 9660 Features: 5 Left and 5 Right, Chromed, Angled, With Hardware 2 Rows of Holes	\$878.15

Order No: WN-TEB502



Description	Retail
Cylinder Bar, Threshing Element, Base Applications: 9650STS, 9660STS, 9750STS, 9760STS, 9860STS, 9880STS Features: Base Only, Standard, Set of 3 Used on all rows of a standard rotor. Used on rows 3, 4, & 5 on bullet rotors.	\$128.74

Order No: WN-TEB503

Description	Retail
Cylinder Bar, Threshing Element, Base Applications: 9660STS, 9670STS, 9760STS, 9770STS, 9860STS, 9870STS Features: Base Only, For Bullet Rotors, Set of 3	\$168.63

Order No: WN-V12043

Description	Retail
Cylinder Bar, Rasp Applications: 4400, 4420 Features: 4 Left, 4 Right, Angled, Standard, With Attaching Hardware	\$436.53

Order No: WN-V12043H

Description	Retail
Cylinder Bar, Rasp Applications: 4400, 4420 Features: 4 Left and 4 Right, Hardened, Angled, With Hardware	\$444.94

Order No: WN-V12044C

Description	Retail
Cylinder Bar, Rasp Applications: 6600, 6601, 6602, 6620, 6620 Titan II, 6622 Features: 4 Left and 4 Right, Chromed, Angled, With Hardware	\$552.15



**Combine: Threshing**


**Cylinder: Bars & Tines**

Order No: WN-V12044C


Order No: WN-V12044H

Description	Retail
 Cylinder Bar, Rasp Applications: 6600, 6601, 6602, 6620, 6622 Features: 4 Left and 4 Right, Hardened, Angled, With Hardware OJD6600C, OJD-6600C, 6620 Titan II	\$682.48

Order No: WN-V12045C

Description	Retail
 Cylinder Bar, Rasp Applications: 7700, 7701, 7720, 7720 Titan II, 7721, 7722 Features: 4 Left and 4 Right, Chromed, Angled, With Hardware AH161399, AH161401,	\$653.81

Order No: WN-V12045H

Description	Retail
 Cylinder Bar, Rasp Applications: 7700, 7701, 7720, 7720, 7721, 7722 Features: 4 Left and 4 Right, Hardened, Angled, With Hardware AH161406, AH161408, 7720 Titan II	\$480.08

Order No: WN-V12046

Description	Retail
Cylinder Bar, Rasp Applications: 95, 95H, 96 Features: 4 Left, 4 Right, Flat, 9 Hole Bar, Standard, With Hardware 95 With Separator S/N 20001-, 95H With Separator S/N 20001-, 96 With Separator S/N 1500-	\$398.25

Order No: WN-V12047

Description	Retail
Cylinder Bar, Rasp Applications: 105, 106 Features: 4 Left and 4 Right, Standard, Flat 11 Hole Bar With Hardware	\$429.79


Order No: WN-V12048

Description	Retail
Cylinder Bar, Rasp Applications: 3300 Features: 4 Left and 4 Right, Standard, Angled, With Hardware	\$254.71


Order No: WN-V12065C

Description	Retail
Cylinder Bar, Rasp Applications: 8820, 8820 Titan II Features: 4 Left and 4 Right, Chromed, Angled, With Hardware	\$740.13


Order No: WN-V12065H

Description	Retail
 Cylinder Bar, Rasp Applications: 8820, 8820 Titan II Features: 4 Left and 4 Right, Hardened, Angled, With Hardware	\$621.17

Order No: WN-V12068


Description	Retail
 Cylinder Bars Applications: 9400, 9410, 9450, 9500, 9500SH, 9501, 9510, 9510SH, 9550, 9550SH, 9560, 9560SH, 9650CTS, CTS, CTS II Features: 1/2" X 1-1/2"NC, 5 Left and 5 Right, Angles, 1 Row of Holes	\$475.50

Order No: WN-V12068C

Description	Retail
 Cylinder Bars Applications: 9400, 9410, 9450, 9500, 9500SH, 9501, 9510, 9510SH, 9550, 9550SH, 9560,	\$771.11

9560SH, 9650CTS, CTS, CTS II  
Features: Chrome, Angled, 1 Row of Holes, 5 Left  
and 5 Right


Order No: WN-V12068H

Description	Retail
 Cylinder Bars Applications: 9400, 9410, 9450, 9500, 9500SH, 9501, 9510, 9510SH, 9550, 9550SH, 9560, 9560SH, 9650CTS, CTS, CTS II Features: Hardened, Angled, 1 Row of Holes, 5 Left and 5 Right	\$512.53

Order No: WN-V12070

Description	Retail
Cylinder Bar, Rasp Applications: 9400, 9410, 9450, 9500, 9500SH, 9510, 9510SH, 9550, 9550SH, 9650, 9560SH, 9650CTS, 9660CTS, CTS, CTS II Features: 5 Left, 5 Right, Angled, With Hardware, 2 Rows of Bolt Holes	\$480.04


Order No: WN-V12070C

Description	Retail
 Cylinder Bar, Rasp Applications: 9400, 9410, 9450, 9500, 9500SH, 9510, 9510SH, 9550, 9550SH, 9650CTS, CTS, CTS II Features: 5 Left, 5 Right, Chromed, Angled, With Hardware OJD-9400C, OJD9400H, OJD9500C	\$802.46


Order No: WN-V12070H

Description	Retail
Cylinder Bar, Rasp, Set Applications: 9400, 9410, 9450, 9500, 9500SH, 9510, 9510SH, 9550, 9550SH, 9560, 9650CTS, 9660CTS, CTS, CTS II Features: 5 Left and 5 Right, Hardened, Angled, with Hardware 2 Rows of Holes	\$602.40

Order No: WN-V12072C

Description	Retail
 Cylinder Bars Applications: 9600, 9610, 9650, 9660 Features: Angled, 1 Row of Holes, 5 Left and 5 Right, Chrome	\$877.22

Order No: WN-V12072H


Description	Retail
 Cylinder Bar, Rasp Applications: 9600, 9610, 9650, 9660 Features: Angled, 1 Row of Holes, 5 Left and 5 Right, Hardened One Row Of Holes.	\$627.01

**Cylinder: Shaft**

Order No: WN-H140042

Description	Retail
Cylinder, Shaft, Threshing Applications: 9600, 9610, 9650, 9960 Features: 80.31" Length, Dual Range	\$772.04

Order No: WN-H140043

Description	Retail
 Cylinder, Shaft Applications: 9400, 9410, 9450, 9500, 9510, 9550, 9560, 9580, 9640, 9650CTS, 9660, 9660CTS, 9680 Features: Dual Range 9580 S/N -74501, 9640 S/N -74501, 9660 S/N -74501, 9680 S/N -74501	\$658.68

Order No: WN-H145970


Description	Retail
Shaft, Rasp Bar Threshing Cylinder Applications: CTS, STC II, 9400, 9410, 9450, 9500, 9500SH, 9501, 9510, 9510SH, 9550, 9550SH, 9560, 9560SH, 9560, 9560SH, 9650CTS, 9660CTS Features: 67" Long	\$653.15

Order No: WN-H203950

**Combine: Threshing**

**Cylinder: Shaft**


Order No: WN-H203950

Description	Retail
 Cylinder, Shaft, Bearing Housing Applications: CTS, CTS II, 6600, 6601, 6602, 6620, 6622, 7700, 7701, 7720, 7721, 8820, 9400, 9410, 9450, 9500, 9500SH, 9501, 9510, 9510SH, 9550SH	\$90.00

Order No: WN-H79642


Description	Retail
Shaft, Cylinder Drive Applications: 7700, 7701, 7720, 7721 Features: 65.31" Long, 3 Tooth 7720 S/N -556300, 7721 S/N -562900	\$434.40

Order No: WN-JD9339

Description	Retail
 Bearing, Primary Countershaft Applications: 3300, 4400, 4420, 9560STS, 9570STS, 9650STS, 9660STS, 9750STS, 9860STS Features: 3.3456" OD, 2.219" Overall Width, 1.750" Bore 9660STS S/N -710500, 9860STS S/N -710700	\$33.28


**Drive: Gear Box**

Order No: WN-AH150405


Description	Retail
 Rotor Drive, Coupling Applications: 9650STS, 9750STS, 9860STS, 9660STS, 9760STS, 9560STS, 9570STS, 9870STS, 9670STS, 9770STS, S550, S660, S670, S680, S690	\$295.00

**Drive: Related Parts**


Order No: WN-AH97031

Description	Retail
 Idler, Primary Countershaft Applications: 6620, 7720, 8820, 4420, 9500, 9400, 9600, CTS, 9410, 9510, 9510SH, 9610, CTSII, 9450, 9550, 9550SH, 9650, 9650CTS, 9650STS, 9750STS, 9860STS, 9560, 9560SH, 9660, 9660CTS, 9660STS, 9760STS, 9560STS, 9570STS, 9870STS, 9670STS, 9770STS, S550, S660, S670, S670HM, S690HM, S760, S770 Features: S780, S790,	\$26.00

Order No: WN-AN102010

Description	Retail
 Corn Head, Wedge Kit, Shaft, Bearing Applications: 243, 244, 343, 344, 443, 444, 543, 546, 642, 643, 644, 645, 842, 843, 844, 1243 Features: 1-1/8" Hex Bore, Pre-Lubed	\$15.00


Order No: WN-E50822

Description	Retail
 Bearing, Flange Half Applications: 6620, 7720, 8820, 7721, 6622, 1214, 1380, 1424, 3430, 3830, 1600 Features: 4 Bolt Round, 80mm	\$3.50

Order No: WN-F4Z80

Description	Retail
 Bearing, Flange Half Applications: 6620, 7720, 8820, 7721, 6622, 1214, 1380, 1424, 3430, 3830 Features: 4 Bolt Round, W/ Zerk, 80mm	\$6.95

Order No: WN-H133618

Description	Retail
 Housing, Bearing Applications: CTS, 9400, 9410, 9450, 9501, 9550, 9550SH, 9600, 9610, 9650, 9650CTS, 9660	\$95.00

Order No: WN-JD9429

Description	Retail
Primary Countershaft Bearing Applications: 6620, 6621, 7720, 7721	\$157.00

**Drive: Shafts**

Order No: WN-AH122240

Description	Retail
Shaft, Gear Case Drive Applications: 9600, 9610 Features: 92" Long	\$1,179.19


Order No: WN-AH156738

Description	Retail
Shaft, Separator Drive Applications: 9650, 9660 Features: 91" Long	\$1,265.49

Order No: WN-H114617

Description	Retail
Shaft, Primary, Counter Applications: 4400, 4420 Features: 63.250" Length, Key and Spacer Included 4400 (can update early S/N 4400)	\$421.07

Order No: WN-H127196

Description	Retail
 Housing, Primary Countershaft, Variable Sleeve Applications: 9400, 9410, 9450, 9500, 9500SH, 9501, 9510, 9510SH, 9550, 9550SH, 9560, 9560sh, 9600, 9610, 9650, 9650CTS, 9660, 9600CTS, CTS, CTSII Features: 14.50" Long, 36 Teeth	\$384.03

Order No: WN-H147483

Description	Retail
Shaft, Primary Jackshaft Applications: 9400, 9410, 9500, 9500SH, 9510, 9510SH, CTS, CTS II Features: 81.12" Long	\$1,107.13

Order No: WN-H163279

Description	Retail
Shaft, Primary Jackshaft Applications: 9450, 9550, 9550SH, 9560, 9560SH, 9650, 9650CTS, 9660CTS Features: Narrow, 80.19" Long, 29 Teeth	\$693.26

Order No: WN-H202801

Description	Retail
Jackshaft, Primary Shaft Applications: 9560STS, 9570STS Features: 61.69" Long, 29 Teeth	\$639.21

Order No: WN-H214618

Description	Retail
Shaft, Primary Jackshaft Applications: 9650STS, 9660STS, 9670STS, 9750STS, 9760STS, 9770STS, 9860STS, 9870STS, S660, S670, S680, S690 Features: 72.31" Long, 29 Teeth	\$614.64

Order No: WN-H76277




Description	Retail
Countershaft, Secondary Applications: 6600 Features: 63.187" Long	\$138.61






Order No: WN-H89309

Description	Retail
Shaft, Primary, Counter Applications: 7700 Features: 81" Length, Key and Space Included	\$399.83

Order No: WN-H93475

Description	Retail
Shaft, Secondary, Counter Applications: 8820 Features: 85.437" Long	\$230.00

<b>Combine: Threshing</b>	
<b>Drive: Shafts</b>	
<b>Order No: WN-H93647</b>	
Description	Retail
Primary Counter Shaft Applications: 6620 Features: 66.625" Length	\$461.19
<b>Order No: WN-H94126</b>	
Description	Retail
Countershaft, Secondary Applications: 6620 Features: 63.750" long	\$178.75
<b>Order No: WN-H94127</b>	
Description	Retail
Countershaft, Secondary Applications: 7720, 7721 Features: 74.625" Long	\$204.92
<b>Order No: WN-H99253</b>	
Description	Retail
Primary Counter Shaft Applications: 7720, 7721 Features: 77-1/2" Length	\$487.64
<b>Order No: WN-H99739</b>	
Description	Retail
Countershaft, Primary Applications: 8820 Features: 88.375" Long	\$540.88
<b>Drive: Sheaves</b>	
<b>Order No: WN-AH141820</b>	
	Description
	Retail
Sheave-Half, Primary Counter Shaft & Slow Speed Cylinder Drive Applications: 9400, 9410, 9450, 9500, 9500SH, 9510, 9510SH, 9550, 9550SH, 9560, 9560SH, 9600, 9610, 9650, 9650CTS, 9660, 9660CTS, CTSII Features: 36 Spline, 10.87" Long	\$625.47
<b>Order No: WN-AH141973</b>	
	Description
	Retail
Sheave, Intermediate, Half Applications: 9400, 9410, 9450, 9500, 9500SH, 9510, 9510SH, 9550, 9550SH, 9560, 9560SH, 9600, 9610, 9650, 9650CTS, 9660, 9660CTS, CTS, CTSII Features: Dual Range, 16.74" Diameter, 6.07" Long	\$476.04
<b>Order No: WN-AH84886</b>	
Description	Retail
Sheave, Cylinder, Variable Speed Applications: 6600, 6601, 6602, 7700, 7701 Features: 16-1/4" Diameter	\$475.90
<b>Order No: WN-AH93318</b>	
	Description
	Retail
Idler, Pulley, Primary Countershaft Applications: CTS, CTS II, 6600, 6602, 6620, 6622, 7700, 7701, 7720, 7721, 8820, 9400, 9410, 9450, 9500, 9500SH, 9510, 9510SH, 9550, 9550SH, 9560, 9560SH, 9610, 9650, 9650CTS, 9660, 9660CTS Features: 8" OD, 1/2" Bore, 3-1/4" Wide	\$59.00
<b>Order No: WN-H115755</b>	
Description	Retail
Inner Sheave-Half, Primary Countershaft Applications: 9400, 9410, 9450, 9500, 950SH, 9501, 9510, 9510SH, 9550, 9550SH, 9560, 9560SH, 9600, 9610, 9650, 9650CTS, 9606, 9660CTS, CTS, CTSII Features: Effective Dia: 16.732", Bore Dia: 4.952", Width: 1.673"	\$399.31

<b>Order No: WN-H125391</b>	
Description	Retail
Sheave, Cylinder Drive, Dual Range Applications: 9400, 9410, 9450, 9500, 9500SH, 9501, 9510, 9510SH, 9550, 9550SH, 9560, 9560SH, 9600, 9610, 9650, 9650CTS, 9660, 9660CTS, CTS, CTSII Features: 9.46" OD	\$214.60
<b>Order No: WN-H129935</b>	
Description	Retail
Unloader Drive Sheave Applications: CTS, CTS II, 9400, 9410, 9450, 9500, 9500SH, 9510, 9510SH, 9550, 9550SH, 9600, 9610, 9650, 9660, 9660CTS, 9660STS, 9760STS, 9860STS, 9870STS Features: 8.534" O.D., 2 Groove	\$166.56
<b>Order No: WN-H216332</b>	
Description	Retail
Inner Half Feeder House Sheave Applications: 9560, 9560SH, 9560STS, 9570STS, 9660, 9660CTS, 9660STS, 9670STS, 9760STS, 9770STS, 9860STS Features: Hi Capacity, 14.168" O.D., 2.127" I.D.	\$350.00
<b>Rotor: Bars &amp; Tines</b>	
<b>Order No: WN-AH216674</b>	
	Description
	Retail
Threshing Kit Applications: S660, S670, S670 Hillmaster, S680, S680 Hillmaster, S685 Hillmaster, S690, S690 Hillmaster, 9660STS, 9670STS, 9760STS, 9770STS, 9860STS, 9870STS, 9880I STS, 9880I Hillmaster Features: Corn & Grain, High Wear, Set of 3 S670 Hillmaster, S680 Hillmaster, S685 Hillmaster, S690 (European S/N -745100), S690 Hillmaster (European S/N -745100), S690 Hillmaster (S/N 745101-), S690STS (S/N 745101-), 9880I Hillmaster (European S/N 715801-), 9880I STS (European S/N 715701-)	\$730.00
<b>Order No: WN-AH216675</b>	
	Description
	Retail
Second Row Threshing Kit, Bullet Rotor Applications: 9860STS, 9660STS, 9760STS, 9870STS, 9670STS, 9770STS, S660, S670, S680, S690, S650 Features: Corn & Grain, High Wear, Set of 3	\$386.65
<b>Order No: WN-AH216678</b>	
	Description
	Retail
Kit, Threshing Element, Corn & Grain, High Wear, Set of 3 Applications: 9860STS, 9660STS, 9760STS, 9870STS, 9670STS, 9770STS, S660, S670, S680, S690, S650 Features: 9650STS Late S/N, 9660STS S/N 712198-, 9750STS Late S/N, 9760STS S/N 712198-, 9860STS S/N 000725-	\$276.69
<b>Rotor: Front</b>	
<b>Order No: WN-AH204533</b>	
	Description
	Retail
Rotor, Elephant Ears Applications: 9650STS, 9750STS, 9650STS, 9660STS, 9750STS, 9760STS Features: Includes 3 Blades and Mounting Hardware 9650STS N. American, 9750STS N. American, 9650STS S. American S/N -060100, 9750STS S. American S/N -060043	\$275.54
<b>Order No: WN-AH204534</b>	
	Description
	Retail
Rotor, Flight Kit Applications: 9560STS, 9660STS, 9760STS, 9750STS, 9650STS, 9860STS, 9880STS Features: Rear Flight Repair, Standard Rotor	\$288.71




**Combine: Threshing**

**Rotor: Front**

Order No: WN-AH216568

Description	Retail
Flight Repair Kit, Bullet Rotor Applications: S670 Hillmaster, S670, S680 Hillmaster, S680, S685 Hillmaster, S685, S690 Hillmaster, S690, 9660STS, 9670STS, 9760STS, 9770STS, 9860STS, 9870STS, 9880I Hillmaster, 9880ISTS, 9880STS Features: Front S685 Hillmaster (European Edition), S685 STS (European Edition), S690 Hillmaster S/N 745101-, S690 STS S/N 745101-, 9880I Hillmaster (European Edition, S/N 715801-, 9880I STS (European Edition, S/N 715701-), 9880STS (European Edition, S/N -715700)	\$465.00


Order No: WN-AH216569

Description	Retail
 Flight Repair Kit, Bullet Rotor Applications: S670 Hillmaster, S670, S680 Hillmaster, S680, S685 Hillmaster, S685, S690 Hillmaster, S690, 9660STS, 9670STS, 9760STS, 9770STS, 9860STS, 9870STS, 9880I Hillmaster, 9880ISTS, 9880STS Features: Rear S685 Hillmaster (European Edition), S685 STS (European Edition), S690 Hillmaster S/N 745101-, S690 STS S/N 745101-, 9880I Hillmaster (European Edition, S/N 715801-, 9880I STS (European Edition, S/N 715701-), 9880STS (European Edition, S/N -715700)	\$505.07

**Corn Head: Auger**

**Cross Augers: Chain Drive**

Order No: WN-AH143100

Description	Retail
 Corn Head Sprocket Auger Drive Applications: 1092, 1290, 1291, 592, 693, 694, 893, 894, 493, 494, 1293 Features: 13 Tooth, 3.475" OD, 1.756" ID 894 All S/N 665401-, 494 All S/N 665201-, 1293 S/N 705101-	\$65.00

**Cross Augers: Related Parts**

Order No: WN-AH143227

Description	Retail
Sprocket, Drive; 17 Tooth / 50 Chain Applications: 493, 494, 592, 693, 694, 893, 894, 1092, 1243, 1290, 1291, 1293 Features: 3.711" OD, 1.942" ID, S/N -665400	\$99.58

Order No: WN-AH145940

Description	Retail
Sprocket, Row Unit Applications: 493, 494, 594, 693, 693SH, 893, 894, 1293 Features: 64 Tooth / 50 Chain, S/N -665400	\$138.29

**Corn Head: Frame**

**Attaching: Wedge Kits**

Order No: WN-M23796

Description	Retail
Corn Head, Wedge Kit, Shaft Applications: 443, 444, 643, 644, 843, 844, 1243, 1244 Features: 1-1/8" Hex 1 Bolt Impl End, 21 Spline Quick Cpl Tractor End	\$364.50

Order No: WN-W10000010A


Description	Retail
Polytin, Wedge Kit Applications: 443, 444, 643, 644, 843, 844, 1243, 1244 Features: Complete with PTO Shafts, Hex on Both Ends	\$900.00

Order No: WN-W10000015A



Description	Retail
Polytin, Wedge Kit Applications: 443, 444, 643, 644, 843, 844, 1243, 1244 Features: Complete w/ PTO Shafts, 21-Spline Tractor End, Hex Impl End	\$900.00

Order No: WN-W10000020A

Description	Retail
 Polytin, Wedge Kit, Complete less PTO Shafts Applications: 243, 244, 343, 344, 443, 444, 543, 546, 642, 643, 644, 645, 842, 843, 844, 1243 Features: To Change The Angle Of The Head	\$400.00

**Main Frame: Auger Trough**

Order No: WN-4-30-AL

Description	Retail
Corn Head, Auger Trough, Liner Applications: 443 Features: UHMW, White, With Hardware, For 4 Row 30" Heads	\$243.00

Order No: WN-6-30-AL

Description	Retail
Corn Head, Auger, Liner Kit Applications: 612, 634, 635, 642, 643, 645, 654, 655, 693 Features: UHMW, White, with Hardware, For 6 Row 30" Heads	\$285.00

Order No: WN-6-36-AL

Description	Retail
Corn Head, Auger, Liner Kit Applications: 644, 694 Features: Poly, 6 Row, UHMW, 36"	\$330.00


Order No: WN-82729

Description	Retail
Corn Head, Auger, Liner Kit Applications: 612 Features: Poly, 12 Row, 20" Liner Depth For 30" Row, Hardware Included	\$688.00

Order No: WN-8-30-AL

Description	Retail
Corn Head, Auger Trough, Liner Applications: 843	\$350.00

Order No: WN-ACHJ643G

Description	Retail
 Corn Head, Auger Trough, Liner Kit, Poly Applications: 643, 693, 693HS Features: Green Repro Kit	\$462.00

Order No: WN-ACHJK021293G


Description	Retail
 Corn Head, Auger Trough, Liner Kit, Poly Applications: 1293 Features: Green, Includes Hardware and Instructions, 2002-Up	\$892.00

**Stalk Stompers: Assembly**

Order No: WN-80121

Description	Retail
Corn Head, Stalk Stomper Applications: 40 and 90 Series Poly Heads Features: Pair, Includes Mounting Hardware, Does Not Fit 8-Row Wide	\$706.00

Order No: WN-STR1212C


Description	Retail
 Corn Head, Stalk Stomper, Kit Applications: 612, 612C Features: 30" Row Spacing, Includes STR101 Shoe Assemblies	\$4,266.50

Order No: WN-STR1212NC

**Corn Head: Frame**

**Stalk Stompers: Assembly**

Order No: WN-STR1212NC

Description	Retail
 Corn Head, Stalk Stomper, Kit Applications: 612, 612C Features: 20" & 22" Narrow Row Spacing, Includes STR101 Shoe Assemblies STR125R, HK125, STR101, HK182, CT685	\$4,171.97

**Stalk Stompers: Related Parts**

Order No: WN-PS101

Description	Retail
 Poly Wear Plate w/ Hardware Applications: 600 Series, 606, 606C, 608, 608C, 612, 612C, 616C, 618C Features: Stalk Stryker Shoe	\$37.67


Order No: WN-STR4600

Description	Retail
 Corn Head, Stalk Stomper Applications: 608, 608C, 612, 612C, 616C, 618C Features: Maximum Row Spacing Width is 154"	\$684.79


**Corn Head: Header/Row Unit Drive**

**Main Drive: Chains**

Order No: WN-AN102383


Description	Retail
 Feeder House, Coupler, Drive Chain Applications: CTS, CTS II, 3300, 4400, 4420, 4425, 4435, 4435 HYDRO, 6600, 6620, 7700, 7720, 7721, 8820, 9400, 9410, 9500, 9510, 9600, 9610, 1092, 1290, 1291, 1293, 443, 243, 643, 843, 1243, 244, 444, 644, 844, 1244, 592, 594, 693, 694, 893, 894, 5720, 5730, 5820, 5830, 6610, 6650, 6710, 6750, 6810 Features: Fits John Deere Forage Harvesters 6850, 6910, 6950, 7200, 7250, 7300, 7350, 7400, 7450, 7500, 7550, 7700, 7750, 7800, 7850, 7950, 7180, 7280, 7380, 7480, 7580, 7780, 7980	\$18.00

Order No: WN-AXE18770

Description	Retail
 Row Unit, Idler Sprocket Applications: 606, 608, 612, 616, 618 Features: .510" Bore, 6 Teeth (606, 608, 612 s/n 745101-)	\$30.57


**Main Drive: Covers**

Order No: WN-AH143225-N


Description	Retail
 Corn Head, Oil Drive Shield Applications: 243, 244, 343, 344, 443, 444, 444SH, 543, 546, 642, 643, 643SH, 644, 645, 842, 843, 844, 1243, 492, 493, 494, 592, 594, 692, 693, 694, 892, 893, 894 Features: For JD 40 and 90 Series Corn Heads	\$111.43

**Main Drive: Related Parts**

Order No: WN-08H4219

Description	Retail
 Corn Head, Sprocket, Idler, Tension Bolt Applications: 243, 244, 343, 344, 443, 444, 444SH, 543, 546, 642, 643, 643SH, 644, 645, 842, 843, 844, 1243, 492, 493, 494, 592, 594, 692, 693, 694, 892, 893, 894 Features: 5/8" x 10-1/2"	\$4.00

Order No: WN-AE40895

Description	Retail
 Feed Roll Ball Bearing Applications: 600, 606, 608, 612, 618, 430, 530, 330, 335, 375, 435, 535, 385, 466, 566, 446, 546, 456, 556, 467, 567, 457, 557, 540, 545, 550, 565, 575, 572, 582, 592, 525, 530, 448, 547, 447, 458, 458S, 558, 468, 568, 449, 459, 469, 559, 569, 1600, 1600A, 1350, 1360, 1460, 1470, 730, 735,	\$25.00


625, 630

Features: 1 1/2" Hex Bore Additional Applications: 635, 830, 835,

Order No: WN-C17964

Description	Retail
 Ring, Retaining Applications: 443, 643, 693, 843, 893, 894, 1243, 1293, 1294	\$1.16

Order No: WN-H83875


Description	Retail
 Corn Head, Sprocket Drive, Upper, Bushing Applications: 443, 643, 843, 1243, 693, 893, 1293, 694, 894, 1294 Features: 40 Series and 90 Series Corn Head	\$3.75

Order No: WN-N102042


Description	Retail
 Washer, Drive Sprocket Applications: 1092, 1290, 1291, 1293, 592, 693, 694, 893, 894 Features: All models s/n - 665400.	\$5.99

**Main Drive: Sprockets**


Order No: WN-AH147693

Description	Retail
 Row Unit Sprocket Applications: 493, 494, 594, 693, 693SH, 893, 894, 1290, 1291, 1293 Features: 52 Teeth, 60 Chain All Corn Heads S/N 665401-	\$165.60

Order No: WN-AXE36872


Description	Retail
 Row Unit Drive Sprocket Applications: 606, 608, 612, 616, 618 Features: .696" HEX ID, 3.532" OD, 3" Width, 6 Teeth 606, 608, 612, 616, 618, All s/n -756330	\$42.54

Order No: WN-KXE10258


Description	Retail
 Row Unit Drive Sprocket Kit Applications: 606, 608, 612, 616, 618 Features: ID .696" Hex, OD 3.532", 6 Teeth (606, 608, 612, 616, 618 s/n 756331- )	\$47.14

**PTO: Related Parts**

Order No: WN-JDC-ADAPTER


Description	Retail
 Feeder House, Shaft, Adapter Applications: 4400, 4420, 6600, 6620, 7700, 7720, 8820, 9400, 9410, 9500, 9510, 9600, 9610, 492, 493, 494, 592, 594, 692, 693, 694, 892, 893, 894, 913, 915, 918, 920, 922, 924, 925, 930, 1092, 1290, 1291, 1293 Features: 4 Bolt, Adapts Early Model Combines to Newer Model Heads This adapter bolts on to the drive sprocket on the feeder house of early model combines so you can use a PTO shaft to drive a newer model head.	\$49.00

Order No: WN-W10000018A

Description	Retail
 Bearing, Driveshaft, Support Assembly Applications: 243, 244, 343, 344, 443, 444, 444SH, 492, 493, 494, 543, 546, 592, 594, 642, 643, 643SH, 644, 645, 692, 693, 694, 842, 843, 844, 892, 893, 894, 1243 Features: PTO Shaft Hanger Kit, Includes 1-1/8" Hex Bearing	\$41.95

**PTO: Shafts**

Order No: WN-W10000016A

Description	Retail
 PTO, Driveshaft & Support Assembly Applications: 243, 244, 343, 344, 443, 444, 444SH, 492, 493, 494, 543, 546, 592, 594, 642, 643, 643SH, 644, 645, 692, 693, 694, 842, 843, 844, 892, 893, 894, 1243	\$395.00

**Corn Head: Header/Row Unit Drive**

**PTO: Shafts**

**Order No: WN-W1000016A**

Features: 1-1/8" Hex On Both Ends, Includes Bearings

**Order No: WN-W1000015**



<b>Description</b>	<b>Retail</b>
Shaft, Drive, Adaptor Applications: JD Corn Heads 443, 643, 843, 1243, 444, 644, 844, 1244 Features: 8820 & 9600 LH Drive Kit	\$33.58

**Order No: WN-W1000017A**



<b>Description</b>	<b>Retail</b>
PTO, Driveshaft & Support Assembly Applications: 243, 244, 343, 344, 443, 444, 444SH, 492, 493, 494, 543, 546, 592, 594, 642, 643, 643SH, 644, 645, 692, 693, 694, 842, 843, 844, 892, 893, 894, 1243 Features: 21-Spline Tractor End, 1-1/8" Hex Implement End, Includes Brgs	\$395.00

**Row Unit Drive: Couplers**

**Order No: WN-N102040**



<b>Description</b>	<b>Retail</b>
Coupler, Quick, Row Unit Applications: 243, 244, 343, 344, 443, 444, 493, 494, 543, 544, 546, 594, 642, 643, 644, 645, 692, 693, 694, 842, 844, 892, 893, 894, 1092, 1243, 1290, 1291, 1293 Features: Slip Clutch, 1-1/8" Hex 1092 S/N -705100, 1290 S/N -705100, 1291 S/N -705100, 1293 S/N -705100, 493 S/N -705100, 494 S/N -705100, 594 S/N -705100, 692 S/N -705100, 693 S/N -705100, 694 S/N -705100, 894 S/N -705100	\$58.32

**Row Unit Drive: Related Parts**

**Order No: WN-AH93577**

<b>Description</b>	<b>Retail</b>
Corn Head, Gear, Idler Applications: 1243, 1290, 1291, 1293, 243, 244, 343, 344, 443, 444, 493, 493, 543, 546, 594, 642, 643, 644, 645, 692, 693, 693SH, 694, 842, 843, 844, 892, 893, 894	\$108.81

**Order No: WN-AN102027**



<b>Description</b>	<b>Retail</b>
Corn head, Row Unit, Drive Sprocket Applications: 692, 493, 494, 693, 694, 892, 893, 894 Features: RH, 30 Teeth 692 S/N -705250, 493 S/N -660201, 494 S/N -660201, 693 S/N -705437, 694 S/N -705420, 892 S/N -705500, 893 S/N -705984, 894 S/N -705667	\$76.40

**Order No: WN-JD10018**

<b>Description</b>	<b>Retail</b>
Feeder House Upper Sheave Bearing Applications: 6620, 7720, 8820, 9500, 9500SH, 9400, 9600, CTS, 9410, 9510, 9510SH, 9610, CTSII, 9450, 9550, 9550SH, 9650, 9650CTS, 9650STS, 9750STS, 9860STS, 9560, 9560SH, 9660, 9660CTS, 9660STS, 9760STS, 9560STS, 9570STS, 9870STS, 9670STS, 9770STS, S550, S660, S670, S680, S690 Features: 4.3307" OD, Width 1.063", Bore 1.9685" Corn Heads: 606C, 608C, 612C,	\$19.00

**Order No: WN-N102032**

<b>Description</b>	<b>Retail</b>
Corn Head, Thrust Washer Applications: 1243, 1290, 1291, 1293, 243, 244, 343, 344, 443, 444, 493, 493, 543, 546, 594, 642, 643, 644, 645, 692, 693, 693SH, 694, 842, 843, 844, 892, 893, 894, 90 Series	\$10.13

**Row Unit Drive: Shafts**

**Order No: WN-N102017**

<b>Description</b>	<b>Retail</b>
Shaft, Idler Applications: 1243, 1290, 1291, 1293, 243, 244, 343, 344, 40 Series, 443, 444, 493, 494, 543, 546, 594, 642, 643, 644, 645, 692, 693, 693SH, 694, 842, 843, 844, 892, 893, 894, 90 Series	\$15.51

**Row Unit Drive: Slip Clutches**

**Order No: WN-N102023**

<b>Description</b>	<b>Retail</b>
Slip Clutch Jaw Applications: 1092, 1290, 1291, 1293, 592, 693, 694, 893, 894 Features: S/N -665400	\$33.58

**Order No: WN-N102036**

<b>Description</b>	<b>Retail</b>
Hub, Slip Clutch Applications: 1092, 1290, 1291, 1293, 493, 494, 594, 692, 693, 694, 892, 893, 894	\$50.00

**Corn Head: Miscellaneous**

**Consumables: Common Nuts and Bolts**

**Order No: WN-P3/8FN**

<b>Description</b>	<b>Retail</b>
Polytin, Flange Nut Applications: 40 Series Corn Heads Features: 3/8"	\$0.12

**Order No: WN-P3/8X1CB5**

<b>Description</b>	<b>Retail</b>
Polytin, Carriage Bolt Applications: 40 Series Corn Heads Features: 3/8" X 1" Grade 5	\$0.23

**Order No: WN-P5/16X112TS**

<b>Description</b>	<b>Retail</b>
Polytin, Torque Screw Applications: All Polytin Wear Strips Features: For Polytin Wear Strip	\$0.46

**Order No: WN-P7/16X7CB**

<b>Description</b>	<b>Retail</b>
Polytin, Carriage Bolt Applications: Corn Heads	\$2.14

**Corn Head: Row Unit**

**Complete Row Unit: Assemblies; Complete**

**Order No: WN-JD40RU-A**

<b>Description</b>	<b>Retail</b>
Corn Head, Row Unit Assembly Applications: 443, 643, 843, 1243, 444, 644, 844, 1244 Features: 40 Series, Standard Deck Plates	\$2,800.00

**Order No: WN-JD40RU-H**

<b>Description</b>	<b>Retail</b>
Corn Head, Row Unit Assembly Applications: 443, 643, 843, 1243, 444, 644, 844, 1244 Features: 40 Series, Hydraulic Deck Plates	\$2,900.00

**Order No: WN-JD40RU-HK**

<b>Description</b>	<b>Retail</b>
Corn Head, Row Unit Assembly Applications: 443, 643, 843, 1243, 444, 644, 844, 1244 Features: 40 Series, Hydraulic Deck Plates & Stalk Roll Knives	\$3,250.00

**Order No: WN-JD90RU-A**

<b>Description</b>	<b>Retail</b>
Corn Head, Row Unit Assembly Applications: 693, 893, 1293, 694, 894, 1294 Features: 90 Series, Standard Deck Plates With Tapered Rolls	\$2,800.00

John Deere®



**Corn Head: Row Unit**

**Complete Row Unit: Assemblies; Complete**

Order No: WN-JD90RU-A

Order No: WN-JD90RU-AF

Description	Retail
Corn Head, Row Unit Assembly Applications: 693, 893, 1293, 694, 894, 1294 Features: 90 Series, Standard Deck Plates & Fluted Stalk Rolls	\$2,875.00

Order No: WN-JD90RU-AK

Description	Retail
Corn Head, Row Unit Assembly Applications: 693, 893, 1293, 694, 894, 1294 Features: 90 Series, Standard Deck Plates & Stalk Rolls Knives	\$3,150.00

Order No: WN-JD90RU-H

Description	Retail
Corn Head, Row Unit Assembly Applications: 693, 893, 1293, 694, 894, 1294 Features: 90 Series, Hydraulic Deck Plates With Tapered Rolls	\$2,900.00

Order No: WN-JD90RU-HF


Description	Retail
Corn Head, Row Unit Assembly Applications: 693, 893, 1293, 694, 894, 1294 Features: 90 Series, Hydraulic Deck Plates & Fluted Stalk Rolls	\$2,985.00

Order No: WN-JD90RU-HK


Description	Retail
Corn Head, Row Unit Assembly Applications: 693, 893, 1293, 694, 894, 1294 Features: 90 Series, Hydraulic Deck Plates & Stalk Roll Knives	\$3,250.00

**Deck Plates: Deck Plates**


Order No: WN-304241-3-120

Description	Retail
 Corn Head, Deck Plate, Adjustment Cable Applications: 943, 963, 983, 944, 964, 984, 1043, 1063, 1083, 1044, 1064, 1084 Features: For VH Deck Plates	\$99.87

Order No: WN-AH140825

Description	Retail
 Corn Head, Row Unit, Deck Cover, Left Hand Applications: 492, 493, 494, 592, 594, 692, 693, 694, 892, 893, 894, 1092, 1290, 1291 Features: For Heads With Hydraulic Adjust	\$39.00

Order No: WN-AH147773

Description	Retail
 Corn Head, Row Unit, Deck Plate, Left Hand Applications: 492, 493, 494, 592, 594, 692, 693, 694, 892, 893, 894, 1092, 1290, 1291 Features: Hard Surfaced Edge, For Heads With Hydraulic Adjust	\$62.50

Order No: WN-AH232250

Description	Retail
Deck, Plate Applications: 606, 608, 612 Features: Left Hand	\$69.00

Order No: WN-AH234656

Description	Retail
 Deck Plate Applications: 606, 608, 612, 616, 618 Features: Adjustable (606, 608, 612 all S/N 745101-)	\$57.50

Order No: WN-AXE17618

Description	Retail
Deck Plate, LH Applications: 606, 608, 612	\$91.75

Features: Adjustable, Hard faced 612 S/N -745100


Order No: WN-H154270

Description	Retail
 Corn Head, Row Unit, Deck Plate Applications: 492, 493, 494, 592, 594, 692, 693, 694, 892, 893, 894, 1092, 1290, 1291 Features: Left or Right Hand, Hard Surfaced Edge	\$22.50


Order No: WN-H225719

Description	Retail
Deck, Plate Applications: 606, 608, 612 Features: Right Hand	\$45.00

Order No: WN-H237437

Description	Retail
 Deck Plate Applications: 606, 608, 612, 616, 618 Features: Fixed (606, 608, 612 all S/N 745101-)	\$37.50


Order No: WN-H94952

Description	Retail
 Row Unit, Deck Plate Applications: 1243, 243, 244, 343, 344, 443, 444, 543, 546, 642, 643, 644, 645, 842, 843, 844, 1290, 1291, 1293, 493, 494, 594, 692, 693 Features: Right Hand or Left Hand, Low Tin Head, 27-1/2" Long (1243, 243, 244, 343, 344, 443, 444, 543, 546, 642, 643, 644, 645, 842, 843, 844, All S/N 455451-)	\$18.50

Order No: WN-HXE24566

Description	Retail
 Deck Plate, RH Applications: 606, 608, 612 Features: Beveled Edge 612 S/N -745100	\$58.24


Order No: WN-JDHDK12-30

Description	Retail
 Corn Head, Hydraulic Deck Plate Kit Applications: 1243 Features: For 12 Row Head, 30" Rows, Includes All Brackets, No Hoses	\$4,725.00


Order No: WN-JDHDK4-30

Description	Retail
Corn Head, Hydraulic Deck Plate Kit Applications: 443 Features: For 4 Row Head, 30" Rows, Includes All Brackets, No Hoses	\$1,785.00


Order No: WN-JDHDK4-36

Description	Retail
 Corn Head, Hydraulic Deck Plate Kit Applications: 444, 494 Features: For 4 Row Head, 36" Rows, Includes All Brackets, No Hoses	\$1,785.00


Order No: WN-JDHDK6-30

Description	Retail
 Corn Head, Hydraulic Deck Plate Kit Applications: 643 Features: For 6 Row Head, 30" Rows, Includes All Brackets, No Hoses	\$2,520.00

Order No: WN-JDHDK90-4-38

Description	Retail
 Corn Head, Hydraulic Deck Plate Kit Applications: 494 Features: For 4 Row Head, 38" Rows, Includes All Brackets, No Hoses	\$1,785.00

Order No: WN-JDHDK90-8-30

Description	Retail
 Corn Head, Hydraulic Deck Plate Kit Applications: 893 Features: For 8 Row Head, 30" Row, Includes All Brackets, No Hoses	\$3,255.00

Order No: WN-N102068

**Corn Head: Row Unit**

**Deck Plates: Deck Plates**

Order No: WN-N102068



Description	Retail
Row Unit Deck Plate, Corn Head Applications: 243, 244, 343, 344, 443, 444, 444SH, 543, 546, 642, 643, 643SH, 644, 645, 842, 843, 844, 1243 Features: Left or Right Hand 243, 244, 343, 344, 443, 444, 444SH, 543, 546, 642, 643, 643SH, 644, 645, 842, 843, 844, 1243 all S/N -466450)	\$17.50

**Deck Plates: Related Parts**

Order No: WN-H144503

Description	Retail
Corn Head, Hydraulic Deck Plate, Gathering Chain Idler Strap Applications: 243, 244, 343, 344, 443, 444, 444SH, 492, 493, 494, 543, 546, 592, 594, 642, 643, 643SH, 644, 645, 692, 694, 842, 843, 844, 892, 893, 894, 1243, Features: High Profile, 2 Required Per Row When adding Hydraulic Deck Plate Kit to EARLY 40-series JD corn heads, must use this strap for idler sprocket.	\$29.00

Order No: WN-HDK-IK

Description	Retail
Corn Head, Hydraulic Deck Plate, Indicator Kit Applications: 643, 843 Features: Indicates Deck Plate Spacing	\$157.50

**Frame: Frame Parts**

Order No: WN-AH143308



Description	Retail
Corn Head, Row Frame Applications: 443, 643, 843, 1243, 444, 644, 844, 1244, 445, 645, 845, 1245 Features: 40 Series	\$328.49

Order No: WN-AH145988



Description	Retail
Corn Head, Row Frame Applications: 493, 693, 893, 1293, 494, 694, 894, 1294, 495, 695, 895, 1295 Features: 90 Series	\$328.49

**Frame: Skid Shoe**

Order No: WN-41483



Description	Retail
Corn Head, Skid Shoe, Poly Applications: 635F, 630F, 625F, 620F Features: Left Inside, 11.5"x8" - Yellow - 1/4" Predrilled	\$19.25

Order No: WN-41484



Description	Retail
Corn Head, Skid Shoe, Poly Applications: 635F, 630F, 625F, 620F Features: Center, 5.5"x9.75" - Yellow - 1/4" Predrilled	\$15.50

Order No: WN-ASJ60350



Description	Retail
Poly Skid Shoe Kit Applications: 635 Features: 35' Flex Head	\$680.00

Order No: WN-DR0812AFB

Description	Retail
Rivets Applications: 200F, 213F, 215F, 218F, 220F, 222F, 224F, 230F, 913F, 915F, 918F, 920F, 922F, 924F, 925F, 930F Features: Hammer Type, Hardware for Poly Skid Shoes	\$0.54

Order No: WN-H150103

Description	Retail
Skid Shoe, Poly Applications: 200F, 213F, 215F, 216F, 218F, 220F, 222F, 224F, 230F, 913F, 915F, 918F, 920F, 922F, 924F, 925F, 930F Features: Right Hand	\$40.25

Order No: WN-H150104

Description	Retail
Skid Shoe, Poly Applications: 213F, 215F, 218F, 220F, 222F, 224F, 230F, 913F, 915F, 918F, 920F, 922F, 924F, 925F, 930F Features: Right Hand	\$40.25

Order No: WN-H170501



Description	Retail
Corn Head, Skid Shoe, Poly Applications: 620, 620F, 625, 625F, 630, 630F, 635, 635F, 640, 640FD Features: Inside, Right Hand, 9-1/2" X 14-1/2", 1/4" Thick	\$27.75

Order No: WN-H204239



Description	Retail
Corn Head, Skid Shoe, Poly Applications: 620, 620F, 625, 625F, 630, 630F, 635, 635F, 640, 640FD Features: Left Hand, 12" X 33", 1/4" Thick	\$61.75

Order No: WN-H209696



Description	Retail
Corn Head, Skid Shoe, Poly Applications: 620, 620F, 625, 625F, 630, 630F, 635, 635F, 640, 640FD Features: Poly, Right Hand, 3" X 14-1/2", 1/4" Thick	\$14.50

**Gathering Chain: Gathering Chains & Related Parts**

Order No: WN-AA61722



Description	Retail
Ball Bearing Applications: 606, 608, 612 Features: Gathering Chain Idler Sprocket, .669" Bore, 1.575" OD, .472" W	\$3.14

Order No: WN-AH101172



Description	Retail
Gathering Chain, Row Crop Applications: 1253A, 453A, 454A, 653A, 654A, 655A, 853A, 854A Features: Black Pin Chain, 2 Required per Row	\$120.00

Order No: WN-AH101219



Description	Retail
Gathering Chain Idler Sprocket Applications: 1243, 243, 244, 343, 344, 443, 444, 543, 546, 642, 643, 644, 693, 842, 843, 844, 1293, 235, 335, 435, 493, 494, 594, 635, 693 Features: 8 Teeth, 5/8" Bore, for CA555 Chain, Greasable (1243, 243, 244, 343, 344, 443, 444, 543, 546, 642, 643, 644, 693, 842, 843, 844, All S/N 466450-)	\$13.00

Order No: WN-AH136671



Description	Retail
Gathering Chain Applications: 243, 244, 343, 344, 443, 444, 493, 494, 543, 546, 594, 642, 643, 644, 645, 692, 693, 694, 842, 843, 844, 892, 893, 894, 1243, 1290, 1291, 1293, 544 Features: CA555 Chain, 48 Links, Chrome Pin	\$39.00

Order No: WN-AH208978



Description	Retail
Corn Head, Gathering Chain Applications: 606, 608, 612 Features: CA620, 48 Links, 6 Lugs, Chrome Pins,	\$58.00

**Corn Head: Row Unit**

**Gathering Chain: Gathering Chains & Related Parts**

**Order No: WN-AH208978**

Early SN Heads, 600 Series, 606, 608, 612, All S/N -745100

**Order No: WN-AH231386**



Description	Retail
Gathering Chain Idler Sprocket Applications: 606, 608, 612, CH2112, CH2208 Features: 8 Tooth 606, 608, 612 all S/N -745100	\$26.00

**Order No: WN-AH233138**

Description	Retail
Corn Head, Gathering Chain Applications: 606, 608, 612 Features: Import, Black Pin, Early SN heads 600 Series, 606, 608, 612, All SN # -745100	\$50.00

**Order No: WN-AH234578**



Description	Retail
Gathering Chain Applications: 606, 608, 612, 616, 618 Features: 48 Links, 8 Lugs, #620 Chain, Chrome Pins 606 S/N 745101-, 608 S/N 745101-, 612 S/N 745101-	\$65.00

**Order No: WN-AN102009**



Description	Retail
Corn Head, Gathering Chain Applications: 243, 244, 343, 344, 443, 444, 493, 494, 543, 546, 594, 642, 643, 644, 645, 692, 693, 694, 842, 843, 844, 892, 893, 894, 243, 1290, 1291, 1294, 544 Features: CA555 Chain, 48 Links, Black Pin	\$27.50

**Order No: WN-AN102448**



Description	Retail
Corn Head, Gathering Chain, Idler, Sprocket Applications: 1243, 243, 244, 343, 344, 443, 444, 543, 546, 642, 643, 644, 645, 842, 843, 844, 235, 335, 635 Features: 8 Teeth, .645" Bore, for CA555 Chain, Non-Greaseable 1243, 243, 244, 343, 344, 443, 444, 543, 546, 642, 643, 644, 645, 842, 843, 844, All S/N -466451), (235, 335, 635, All Lower Gathering Idle)	\$13.00

**Order No: WN-H118945**



Description	Retail
Corn Head, Gathering Chain Guide Applications: 243, 244, 343, 344, 443, 444, 493, 494, 543, 546, 594, 642, 643, 644, 645, 693, 694, 842, 843, 844, 890, 893, 894, 1092, 1243, 1290, 1291, 1293 Features: Steel	\$13.95

**Order No: WN-H151211**



Description	Retail
Gathering Chain Guide Applications: 243, 244, 343, 344, 443, 444, 493, 494, 543, 546, 594, 642, 643, 644, 645, 693, 694, 842, 843, 844, 890, 893, 894, 1092, 1243, 1290, 1291, 1293 Features: Cast Iron	\$25.42

**Order No: WN-H20989KIT**

Description	Retail
Corn Head, Gathering Chain, Paddle Applications: 243, 244, 343, 344, 443, 444, 543, 546, 642, 643, 644, 645, 842, 843, 844, 1243, 492, 493, 494, 592, 594, 692, 693, 694, 892, 893, 894, 1092, 1290 Features: Poly Paddles w/ Hardware	\$1.50

**Order No: WN-H233287**



Description	Retail
Gathering Chain Drive Sprocket Applications: 606, 608, 612	\$38.00

Features: 8 Tooth, Hex Bore

**Order No: WN-H84479**



Description	Retail
Gathering Chain Lower Idler Support Applications: 243, 244, 343, 344, 443, 444, 543, 546, 642, 643, 644, 645, 842, 843, 844, 1243	\$17.00

**Order No: WN-H85252**



Description	Retail
Gathering Chain Drive Sprocket Applications: 243, 244, 343, 344, 443, 444, 493, 494, 543, 546, 594, 642, 643, 644, 645, 693, 693SH, 694, 842, 843, 844, 893, 894, 1243, 1293 Features: 8 Teeth, For 1" Hex Shaft 40 SERIES	\$12.50

**Order No: WN-JD8535**



Description	Retail
Idler Bearing Applications: 606, 608, 612, 1050, 950, 5200, 5210, 5300, 5400, 5410, 5425, 5500, 5520, 2030, 2355, 2440, 2630, 2640, 5520, 2510, 2520, 3020, 4000, 4020, 4040, 4240, 4230, 4430, 4440, 4520, 4620, 4630, 4640, 4840, 2030, 2150, 2155, 2240, 2355, 2440, 2555, 2630, 2640, 5425, 5520, 3010, 4010, 4320	\$3.14

**Order No: WN-N61703**



Description	Retail
Gathering Chain Tension Spring Applications: 243, 244, 343, 344, 443, 444, 493, 543, 546, 642, 643, 644, 645, 693, 842, 843, 844, 893, 1243, 1293	\$4.80

**Gearboxes: Repair Parts**

**Order No: WN-86530072**



Description	Retail
Gathering Chain Bevel Drive Gear Applications: 2206, 2208, 2212, 240630, 240636, 240638, 240670, 240822, 240830, 240836, 240838, 240870, 241220, 241222, 241230, 320630, 320636, 320638, 320670, 320822, 320830, 320836, 320838, 321220, 321222, 321230, 340630, 340636, 340638, 340670, 340822, 340830, 340836, 340638, 340870 Features: Bevel Gear additional models: 341220, 341222, 341230,	\$145.00

**Order No: WN-AH143881**



Description	Retail
Corn Head, Row Unit, Pinion Shaft Applications: 1092, 1243, 1290, 1291, 1293, 243, 244, 343, 344, 443, 444, 493, 494, 543, 546, 594, 642, 643, 644, 645, 692, 693, 693SH, 694, 842, 843, 844, 892 Features: 2 Required Per Unit	\$75.00

**Order No: WN-AH143881BK**



Description	Retail
Corn Head, Shaft, Bearing Kit Applications: 243, 244, 343, 344, 443, 444, 444SH, 492, 493, 494, 543, 546, 592, 594, 642, 643, 643SH, 644, 645, 692, 693, 694, 842, 843, 844, 892, 893, 894, 1243 Features: Includes 2 Needle Bearings, 2 Ball Bearings & 2 Seals	\$32.47

**Order No: WN-AH146441**



Description	Retail
Corn Head, Row Unit, Gearbox, Gear Applications: 443, 444, 444SH, 543, 546, 642, 643, 643SH, 644, 645, 842, 843, 844, 1243, 493, 494, 592, 594692, 693, 694, 892, 893, 894, 1092, 1290, 1291, 1293 Features: Cluster Gear Assembly	\$200.00


**Order No: WN-AH148769**




**Corn Head: Row Unit**

**Gearboxes: Repair Parts**


Order No: WN-AH148769

Description	Retail
 Corn Head, Row Unit, Drive Shaft Applications: 443, 444, 444SH, 543, 546, 642, 643, 643SH, 644, 645, 842, 843, 844, 1243, 493, 494, 592, 594, 692, 693, 694, 892, 893, 894, 1092, 1290, 1291, 1293	\$95.00

Order No: WN-AN102006

Description	Retail
 Row Unit, Gear Case, Seal Applications: 1243, 1290, 1291, 1293, 243, 244, 343, 344, 40, 443, 444, 493, 494, 543, 546, 594, 642, 643, 644, 645, 692, 693, 693SH, 694, 842, 843, 844 Features: 40 SERIES	\$10.00


Order No: WN-AN102266

Description	Retail
 Row Unit, Seal Applications: 243, 244, 343, 344, 443, 444, 493, 494, 543, 546, 594, 642, 643, 644, 645, 692, 693, 693SH, 694, 842, 843, 844, 892, 893, 894, 1092, 1243, 1290	\$7.00

Order No: WN-H105623

Description	Retail
Corn Head, Row Unit, Gearbox, Rear Housing Shim Applications: 243, 244, 343, 344, 443, 444, 493, 494, 543, 546, 594, 642, 643, 644, 645, 692, 693, 693SH, 694, 842, 843, 844, 892, 893, 894, 1243, 1290, 1291 Features: .007" Thick, Priced EACH, Sold 4 Per Package	\$1.82

Order No: WN-H107779

Description	Retail
 Corn Head, Gear Box, Input Gear Applications: 1243, 1290, 1291, 1293, 243, 244, 343, 344, 443, 444, 493, 494, 543, 546, 594, 642, 643, 644, 645, 692, 693, 693SH, 694, 842, 843, 844, 892, 893, 894 Features: 17 Tooth	\$95.00

Order No: WN-HXE24237

Description	Retail
Chopper Bushing Applications: 606, 608, 612, 616, 618 Features: For Chopping Gearcase Blades (606, 608, 612 all S/N 745101-)	\$11.90


Order No: WN-N102004

Description	Retail
Corn Head, Row Unit, Gearbox, Pinion Gasket Applications: 243, 244, 343, 344, 443, 444, 493, 494, 543, 546, 594, 642, 643, 644, 645, 693, 693SH, 694, 842, 843, 844, 893, 894, 1243, 4293 Features: .010" Thickness, Priced EACH, Sold 2 Per Package	\$2.54


Order No: WN-N102005

Description	Retail
Corn Head, Row Unit, Gearbox, Pinion Gasket Applications: 243, 244, 343, 344, 443, 444, 493, 494, 543, 546, 594, 642, 643, 644, 645, 693, 693SH, 694, 842, 843, 844, 893, 894, 1243, 1293 Features: .007" Thickness, Priced EACH, Sold 2 Per Package	\$2.83


Order No: WN-N102006

Description	Retail
 Corn Head, Row Unit, Gearbox, Gathering Housing Gasket Applications: 243, 244, 343, 344, 443, 444, 493, 494, 543, 546, 594, 642, 643, 644, 645, 692, 693, 693SH, 694, 842, 843, 844, 892, 893, 894, 1243, 1290, 1291 Features: .010" Thick, Priced EACH, Sold 4 Per Package	\$1.63


Order No: WN-N102007

Description	Retail
 Corn Head, Row Unit, Gearbox, Gathering Housing Gasket Applications: 243, 244, 343, 344, 443, 444, 493, 494, 543, 546, 594, 642, 643, 644, 645, 692, 693, 693SH, 694, 842, 843, 844, 892, 893, 894, 1243, 1290, 1291 Features: .007" Thick, Priced EACH, Sold 4 Per Package	\$2.36

Order No: WN-N102008


Description	Retail
 Corn Head, Row Unit, Gearbox, Rear Housing Shim Applications: 243, 244, 343, 344, 443, 444, 493, 494, 543, 546, 594, 642, 643, 644, 645, 692, 693, 693SH, 694, 842, 843, 844, 892, 893, 894, 1243, 1290, 1291 Features: .010" Thick, Priced EACH, Sold 2 Per Package	\$1.65

Order No: WN-N102024


Description	Retail
 Corn Head, Countershaft, Gear Box Applications: 1243, 1290, 1291, 1293, 243, 244, 343, 344, 443, 444, 493, 494, 543, 546, 594, 642, 643, 644, 645, 692, 693, 693SH, 694, 842, 843, 844, 892, 893, 894, 40, 90 Series	\$24.00

**Gearboxes: Row Unit Picker Box**

Order No: WN-AH209794


Description	Retail
 Corn Head, Row Unit, Gearbox Applications: 443, 444, 444SH, 543, 546, 642, 643, 643SH, 644, 645, 842, 843, 844, 1243, 493, 494, 592, 594, 692, 693, 694, 892, 893, 894, 1092, 1290, 1291, 1293 Features: Complete, Left Hand Drive	\$1,399.00

Order No: WN-N102014


Description	Retail
 Row Unit Gear Case Applications: 1243, 1290, 1291, 1293, 243, 244, 343, 344, 443, 444, 493, 494, 543, 546, 594, 642, 643, 644, 645, 692, 693, 694, 842, 843, 844, 892, 893, 984	\$343.18

**Knife Roller: Fluted Roll**


Order No: WN-H104090

Description	Retail
 Corn Head, Stalk Roller, Right Hand Applications: 243, 244, 343, 344, 443, 444, 444SH, 543, 546, 642, 643, 643SH, 644, 645, 842, 843, 844, 1243 Features: Hard Faced	\$65.00


Order No: WN-H104091

Description	Retail
 Corn Head, Stalk Roller, Left Hand Applications: 243, 244, 343, 344, 443, 444, 444SH, 543, 546, 642, 643, 643SH, 644, 645, 842, 843, 844, 1243 Features: Hard Faced	\$65.00

Order No: WN-H148320

Description	Retail
 Row Unit, Stalk Roller Applications: 243, 244, 343, 344, 443, 444, 444SH, 493, 494, 543, 546, 594, 642, 643, 644, 645, 692, 693, 694, 842, 843, 892, 893, 894, 1092, 1290, 1291, 1293 Features: Right Hand, w/o Hardware	\$115.10

Order No: WN-H148321

Description	Retail
 Row Unit, Stalk Roller Applications: 243, 244, 343, 344, 443, 444, 444SH, 493, 494, 543, 546, 594, 642, 643, 644, 645, 692,	\$115.10

John Deere®

**Corn Head: Row Unit**


**Knife Roller: Fluted Roll**

Order No: WN-H148321


693, 694, 842, 843, 892, 893, 894, 1092, 1290, 1291, 1293  
Features: Left Hand, w/o Hardware

**Knife Roller: Knives & Stripper Plates**


Order No: WN-H150690

Description	Retail
 Row Unit, Stalk Roller, Knife Applications: 243, 244, 343, 344, 443, 444, 444SH, 493, 494, 543, 546, 594, 642, 643, 644, 645, 692, 693, 694, 842, 843, 892, 893, 894, 1092, 1290, 1291, 1293 Features: Right Hand, Two Required Per Roll, w/o Hardware	\$137.33

Order No: WN-H150691


Description	Retail
 Row Unit, Stalk Roller, Knife Applications: 243, 244, 343, 344, 443, 444, 444SH, 493, 494, 543, 546, 594, 642, 643, 644, 645, 692, 693, 694, 842, 843, 892, 893, 894, 1092, 1290, 1291, 1293 Features: Left Hand, Two Required Per Roll, w/o Hardware	\$137.33

Order No: WN-HXE36504

Description	Retail
 Chopping Blade Applications: 606, 608, 612, 616, 618 Features: Heat Treated, Tungsten Carbide 606, 608, 612 (S/N >745101)	\$23.00

**Knife Roller: Related Parts**


Order No: WN-AN71326

Description	Retail
 Corn Head, Stalk Roll, Gear Box, Seal Applications: 443, 643, 843, 1243, 693, 893, 1293, 694, 894, 1294 Features: 40 Series and 90 Series Corn Head	\$3.25


Order No: WN-H150138

Description	Retail
 Corn Head, Stalk Roller, Right Hand Applications: 90 Series Corn Head Features: Hard Faced	\$82.00

Order No: WN-H150139

Description	Retail
 Corn Head, Stalk Roller, Left Hand Applications: 90 Series Corn Head Features: Hard Faced	\$82.00

Order No: WN-H84404

Description	Retail
 Corn Head, Row Unit, Stalk Roll Support Barrel Applications: 443, 444, 444SH, 543, 546, 642, 643, 643SH, 644, 645, 842, 843, 844, 1243, 493, 494, 592, 594, 692, 693, 694, 892, 893, 894, 1092, 1290, 1291, 1293	\$200.00

Order No: WN-JD9415

Description	Retail
Corn Head, Bearing, Ball Applications: 243, 244, 343, 344, 443, 444, 493, 494, 543, 546, 594, 642, 643, 644, 645, 692, 693, 693SH, 694, 842, 843, 844, 892, 893, 894, 1092, 1243, 1290 Features: 40 Series and 90 Series Corn Head	\$14.68

Order No: WN-JD9900

Description	Retail
Corn Head, Bearing, Needle Applications: 243, 244, 343, 344, 443, 444, 493, 494, 543, 546, 594, 642, 643, 644, 645, 692, 693, 693SH, 694, 842, 843, 844, 892, 893, 894, 1092, 1243, 1290	\$5.75

Features: 40 Series and 90 Series Corn Head

Order No: WN-P1/2X2-1/4

Description	Retail
Corn Head, Stalk Roll, Cap Screw Applications: Various Features: 1/2" x 2-1/4", Grade 8	\$0.86

**Stalk Chopper: Stalk Chopper Parts**

Order No: WN-H233284

Description	Retail
Chopper Blade Bushing Applications: 606, 608, 612	\$8.21

**Corn Head: Row Unit Cover**

**Complete Poly Kits: 20"/22" Row Spacing**

Order No: WN-PIII12-2040

Description	Retail
Polytin, Complete 12 Row, 20" & 22" Applications: 40 Series JD Corn Heads with 20" or 22" Rows Features: Jack Knife Style Dividers and Snouts	\$5,357.48

Order No: WN-PIII18-2040

Description	Retail
Polytin, Complete 18 Row, 20" & 22" Applications: 1840, 1842 Features: Jack Knife Style Dividers and Snouts	\$8,285.04

Order No: WN-PIII20-2040

Description	Retail
Polytin, Complete 20 Row Head, 20" Applications: 843 Features: With Hardware	\$8,958.64

Order No: WN-PIII8-2040

Description	Retail
Polytin, Complete 8 Row Applications: 840, 842 Features: Jack Knife Style Dividers and Snouts, 20" And 22"	\$3,722.21

**Complete Poly Kits: 30" Row Spacing**

Order No: WN-10-30JDA

Description	Retail
Polytin, Complete 10 Row 30" Applications: 1043 Features: Poly, With Hardware	\$5,298.66

Order No: WN-12-30JDA

Description	Retail
Polytin, Complete 12 Row 30" Applications: 1243 Features: Poly, With Hardware	\$6,266.70

Order No: WN-4-30JDA

Description	Retail
Polytin, Complete 4 Row 30" Applications: 443 Corn Head Features: With Hardware	\$2,394.56

Order No: WN-6-30JDA

Description	Retail
Polytin, Complete 6 Row 30" Applications: 643 Corn Head Features: With Hardware	\$3,362.59

Order No: WN-6-30JDA-J

Description	Retail
Polytin, Complete 6 Row, 30", Jackknife Applications: 643 Features: Jackknife Hinges for Transport, With Hardware	\$3,698.86

Order No: WN-8-30JDA

Description	Retail
Polytin, Complete 8 Row, 30" Applications: 843 Corn Head Features: Poly, With Hardware	\$4,330.63

**Corn Head: Row Unit Cover**

**Complete Poly Kits: 30" Row Spacing**

Order No: WN-8-30JDJA

Description	Retail
Polytin, Complete 8 Row Head, 30" Applications: Various Features: Poly, With Hardware, Jack Knife Assembly	\$4,763.69

**Complete Poly Kits: 36" Row Spacing**

Order No: WN-4-36JDA

Description	Retail
Polytin, Complete 4 Row, 36" Applications: 444 Corn Head Features: With Hardware	\$2,589.92

Order No: WN-6-36JDA

Description	Retail
Polytin, Complete 6 Row, 36" Applications: 644 Features: With Hardware 644 Corn Head	\$3,674.95

**Inner: Complete Inner Divider Assemblies**

Order No: WN-P3D20-40A

Description	Retail
Polytin III, Center Divider, 20" & 22" Applications: 243, 244, 343, 344, 443, 444, 444SH, 543, 546, 642, 643, 643SH, 644, 645, 842, 843, 844, 1243 Features: Quick Release Pin Will Allow To Jackknife For Storage	\$310.35

Order No: WN-PD15-40

Description	Retail
Polytin, Center Divider, 15" Applications: 40 Series Corn Head Features: Single Pivot Center	\$121.55

Order No: WN-PD20-40

Description	Retail
Polytin, Center Divider, 20" and 22" Applications: 40 Series Corn Head Features: Poly, With Hardware	\$121.55

Order No: WN-PD30-40A

Description	Retail
Polytin, Complete Center Divider, 30" Applications: 40 Series Corn Head, 443, 643, 843, 1243 Features: Does Not Include Snout	\$392.50

Order No: WN-PD30-40JA

Description	Retail
Polytin, Center Divider, 30" Applications: Various Features: Quick Release Pin Will Allow To Jack Knife for Storage	\$410.34

Order No: WN-PD36-40A



Description	Retail
Polytin, Complete Center Divider, 36" Applications: 40 Series Corn Head, 444, 644 Features: Does Not Include Snout, With Hardware	\$409.92

**Inner: Complete Inner Snout Assemblies**

Order No: WN-P3S20-40A



Description	Retail
Polytin III, Center Snout, 20" & 22" Applications: 243, 244, 343, 344, 443, 444, 444SH, 543, 546, 642, 643, 643SH, 644, 645, 842, 843, 844, 1243 Features: Quick Release Pin Will Allow To Jackknife For Storage	\$182.83

Order No: WN-PS15-40-2


Description	Retail
Polytin, Center Snout, 15" Applications: 243, 244, 343, 344, 443, 444, 444SH,	\$135.85

543, 546, 642, 643, 643SH, 644, 645, 842, 843, 844, 1243, 40 Series Corn Heads  
Features: Poly, Single Pivot


Order No: WN-PS20-40

Description	Retail
Polytin, Center Snout, 18" and 22" Applications: 40 Series Corn Head Features: Poly, Single Pivot, With Hardware	\$157.30


Order No: WN-PS30-40A

Description	Retail
 Polytin, Complete Center Snout, 30" Applications: 40, 443, 643, 843, 1243 Features: No Divider, W/ Tip, Wear Strips, & Hardware 40 Series Corn Heads	\$185.20


Order No: WN-PS30-40JA

Description	Retail
 Polytin, Center Snout, 30" Applications: Various Features: Quick Release Pin Will Allow To Jack Knife For Storage	\$193.62


Order No: WN-PS36-40A

Description	Retail
 Polytin, Complete Center Snout, 36" and 40" Applications: 444, 644, 844, 1244 Features: Divider Not Included, With Hardware, Tip, & Wear Strips	\$197.76

Order No: WN-PS38-40A


Description	Retail
 Polytin, Complete Center Snout, 38" And 40" Applications: 444, 644, 844, 1244 Features: Hardware, Tip, And Wear Strips Included.	\$197.76

Order No: WN-PSO30-40A


Description	Retail
 Polytin, Basic Center Snout, 30" Applications: 40 Series Corn Head, 443, 643, 843, 1243 Features: W/ Hardware, Wear Tip & Wear Plates, OEM Steel	\$168.36

**Inner: Ear Savers**

Order No: WN-H166582

Description	Retail
 Ear Saver Corn head Applications: 1243, 1290, 1291, 1293, 243, 244, 343, 343E, 344, 443, 443E, 444, 493, 494, 543, 543E, 544, 546, 594, 642, 643, 643E, 644, 645, 692, 693, 693SH, 694, 842, 843, 844, 892, 893, 894 Features: Rubber its 40 and 90 Series, Row Unit Gate	\$3.75

Order No: WN-PF100

Description	Retail
 Polytin, Ear Saver Applications: 443, 444, 643, 644, 843, 844, 1243, 1244 Features: Rubber	\$7.62

**Inner: Inner Divider Spare Parts**

Order No: WN-P3/8X3EB

Description	Retail
Eyebolt, Snout Applications: 643, 443, 843, 444, 644, 844 Features: 3/8" X 3"	\$2.50

Order No: WN-PH31-40

Description	Retail
Polytin, Center Divider, Front Hinge Mount Applications: 243, 244, 343, 344, 443, 444, 643, 644, 843, 844, 1243, 1244 Features: For 40 Series JD Corn Heads with 30" or 36" Row Spacing	\$32.75



**Corn Head: Row Unit Cover**

**Inner: Inner Divider Spare Parts**

Order No: WN-PM200


Description	Retail
Polytin II, Center Divider, Bracket Applications: 40 Series Features: Poly II, 20" Bracket	\$112.88

Order No: WN-PP310


Description	Retail
Polytin, Pivot Pin Applications: 40 Series Corn Heads Features: 1" Pin, With Snap Rings	\$14.25

**Inner: Inner Snout Spare Parts**


Order No: WN-AH141628WS

Description	Retail
 Corn Head, Poly, Gather Cover, Patch Panel Applications: 493, 494, 594, 693, 694, 893, 894, 1293 Features: For Early Rounded Poly Gather Cover, Takes Two for One Cover Fits Early Corn Heads S/N -695300	\$19.63

Order No: WN-AH146577WSL

Description	Retail
 Corn Head, Center Snout, Wear Strip Applications: 493, 6930, 893, 1293 Features: Left Hand, Narrow, For 30" Rows 493 S/N -695300, 693 S/N -695300, 893 S/N -695300, 1293 S/N -695300	\$28.75


Order No: WN-AH146577WSR

Description	Retail
 Corn Head, Center Snout, Wear Strip Applications: 493, 693, 893, 1293 Features: Right Hand, Narrow, For 30" Rows 493 S/N -695300, 693 S/N -695300, 893 S/N -695300, 1293 S/N -695300	\$28.75


Order No: WN-AH160065WS

Description	Retail
 Corn Head, Poly, Gather Cover, Patch Panel Applications: 493, 494, 594, 693, 694, 893, 894, 1293 Features: For Late Flat Poly Gather Cover, Takes Two for One Cover Fits Late Corn Heads S/N 695301-	\$19.63

Order No: WN-AH168313WSL

Description	Retail
 Corn Head, Center Snout, Wear Strip Applications: 693, 1293 Features: Left Hand, Narrow, For 30" Rows 693 S/N 695301-, 1293 S/N 695301-	\$28.75

Order No: WN-AH168313WSR

Description	Retail
 Corn Head, Center Snout, Wear Strip Applications: 693, 1293 Features: Right Hand, Narrow, For 30" Rows 693 S/N 695301-, 1293 S/N 695301-	\$28.75

Order No: WN-P2FS-20-40

Description	Retail
Polytin, Snout Applications: 4400, 4420, 6600, 6620, 7700, 7720, 9400, 9500, 9600 Features: POLY ONLY	\$52.14


Order No: WN-PBJD30C

Description	Retail
Polytin, Center Snout, Hardware Kit Applications: 434, 435, 443, 444, 453, 454, 492, 493, 494, 634, 635, 643, 643, 644, 645, 653, 654, 655, 692, 693, 694, 842, 843, 844, 853, 854, 892, 893, 894, 1243 Features: To Attach Snout to Center Divider	\$58.96


Order No: WN-PS30-40

Description	Retail
Polytin, Center, Snout, 30" Applications: 40 Series, 443, 643, 843, 1243 Features: Snout Only, Without Tip, Wear Strips and Hardware 40 Series Corn Heads	\$111.00

Order No: WN-PW31-L

Description	Retail
 Polytin, Wear Strip, Stainless Steel Applications: 443, 643, 843, 1243 Features: For Left Hand Side of 30" Center Snout	\$20.72

Order No: WN-PW31-R


Description	Retail
 Polytin, Wear Strip, Stainless Steel Applications: 443, 643, 843, 1243 Features: For Right Hand Side of 30" Center Snout	\$20.72

**Inner: Points**

Order No: WN-71364963

Description	Retail
Polytin, Wear Tip Applications: 45, 55, 95, 105, 3300, 4400, 4420, 6600, 6620, 7700, 7720, 8820, 9400, 9500, 9600, 9610 Features: Cast, For Center Divider	\$20.32

Order No: WN-71364963NP

Description	Retail
 Polytin, Wear Tip Applications: 45, 55, 95, 105, 3300, 4400, 4420, 6600, 6620, 7700, 7720, 8820, 9400, 9500, 9600, 9610 Features: Nylon, For Center and Outer Snouts	\$17.67

Order No: WN-H148121-Y

Description	Retail
Corn Head, Crop Divider, Wear Tip Applications: 90 Series Features: Yellow Plastic, For Inner or Outer Snout 90 Series Corn Heads	\$21.79

**Outer: Complete Outer Fender Assemblies**


Order No: WN-P3LF20-40A

Description	Retail
Polytin III, Fender Assembly, Left Hand Applications: 40 Series Features: Quick Release Pin Will Allow To Jackknife For Storage 40 Series JD Corn Heads with 20" or 22" Rows	\$351.65

Order No: WN-P3RF20-40A

Description	Retail
Polytin III, Fender Assembly, Right Hand Applications: 40 Series Features: Quick Release Pin Will Allow To Jackknife For Storage 40 Series JD Corn Heads with 20" or 22" Rows	\$351.65

Order No: WN-PLHF-40A

Description	Retail
 Polytin, Complete Fender, Left Hand Applications: 443, 444, 643, 644, 843, 1243 Features: Snout Not Included, With Mounting Hardware and Brackets	\$398.65

Order No: WN-PLHF-40JA


Description	Retail
 Polytin, Complete Fender, Left Hand Applications: 40 Series, 443, 444, 643, 644, 843, 1243 Features: Quick Release Pin Will Allow To Jack Knife for Storage 40 Series Corn Head	\$398.65

Order No: WN-PRHF-40A

**Corn Head: Row Unit Cover**

**Outer: Complete Outer Fender Assemblies**

Order No: WN-PRHF-40A

Description	Retail
 Polytin, Complete Fender, Right Hand Applications: 40, 443, 444, 643, 644, 843, 1243 Features: Snout Not Included, With Mounting Hardware and Brackets 40 Series Corn Head	\$398.65

Order No: WN-PRHF-40JA

Description	Retail
Polytin, Complete Fender, Right Hand Applications: 443, 444, 643, 644, 843, 1243 Features: Quick Release Pin Will Allow To Jack Knife for Storage	\$398.65

**Outer: Complete Outer Snout Assemblies**

Order No: WN-P3FS20-40A

Description	Retail
Polytin III, Fender Snout Assembly Applications: 40 Series Features: Quick Release Pin Will Allow to Jackknife for Storage 40 Series JD Corn Heads with 20" or 22" Rows	\$167.35


Order No: WN-P7/16X23/4CB5

Description	Retail
Bolt, Carriage Applications: 974, 443, 444, 643, 644, 843, 1243 Features: 7/16"X2-3/4" Grade 5 Carriage Bolt	\$1.00

Order No: WN-PLHS-40-2

Description	Retail
Polytin, Snout, Left Hand, 15" and 20" Applications: 40 Series Features: Poly, Must Make Brackets for 15" Rows 40 Series Corn Head	\$165.17


Order No: WN-PLHS-40A

Description	Retail
 Polytin, Complete Snout, Left Hand Applications: 443, 444, 643, 644, 843, 1243 Features: Fender Not Included, With Wear Strips, Tip, & Hardware	\$174.26

Order No: WN-PRHS-40-2

Description	Retail
Polytin, Front Snout, Right Hand Applications: 40 Series Features: Poly, With Hardware 40 Series Corn Head	\$165.17

Order No: WN-PRHS-40A

Description	Retail
 Polytin, Complete Snout, Right Hand Applications: 443, 444, 643, 644, 843, 1243 Features: Fender Not Included, With Wear Strips, Tip, & Hardware	\$174.26

**Outer: Ear Savers**

Order No: WN-H226324

Description	Retail
Ear Saver, Gate Applications: 606, 608, 612 Features: Inner	\$5.47

**Outer: Outer Snout Spare Parts**

Order No: WN-PFS20-40

Description	Retail
Polytin, Fender, Snout, Single Pin Pivot 20" Applications: 40 Series Features: Drilled On Both Sides For Ear Savers, LH or RH, Plastic Only 40 Series Corn Head, 20" or 22"	\$98.75

Order No: WN-PLRF-40WS

Description	Retail
Polytin, Fender, Wear Strip	\$24.83


Applications: 443, 444, 643, 644, 843, 844, 1243, 1244

Features: For Left or Right Hand Fender


Order No: WN-PRHS-40

Description	Retail
Polytin, Snout, Right Hand Applications: 40 Series, 443, 444, 643, 644, 843, 1243 Features: Snout Only, Without Tip, Wear Strips and Hardware 40 Series Corn Head	\$82.00

Order No: WN-PW30-L

Description	Retail
 Polytin, Wear Strip, Stainless Steel Applications: 443, 444, 643, 644, 843, 844, 1243, 1244 Features: Left Hand Fender Snout	\$20.72


Order No: WN-PW30-R

Description	Retail
 Polytin, Wear Strip, Stainless Steel Applications: 443, 444, 643, 644, 843, 844, 1243, 1244 Features: Right Hand Fender Snout	\$20.72


**Cotton Picker: Air System**

**Fan: Fan Parts**

Order No: WN-AN272297

Description	Retail
 Actuator Applications: 9935, 9965, 7450, 9970, S670STS, S680STS, S690STS, S670STS, S680STS, S690STS Features: 12V, Chop-To-Drop OR Picker Blower Fan	\$595.00


Order No: WN-JD9434

Description	Retail
 Beater Bearing Applications: 6620, 7720, 8820, 7721, 4420, 6622, 9400, 9500, 9600, 9501, CTS, 9410, 9510, 9610, CTSII, 9450, 9550, 9550SH, 9650, 9650CTS, 9560, 9560SH, 9660, 9660CTS, 9940, 9950, 9960, 9970, 7460, 7260, 9970	\$19.50

**Cotton Picker: Basket, Body, & Tanks**


**Basket: Augers**

Order No: WN-JD9313

Description	Retail
 Bearing, Lower Return/Tailings Auger Shaft Applications: 9400, 9410, 9450, 9500, 9510, 9550, 9560, 9600, 9610, 9650, 9650CTS, 9660, 9660CTS, 770, 780, 785, 7760, 9900, 9910, 9920, 9930, 9935, 9940, 9950, 9976, 9986, 9996, 280, 282, 283, 484, 7440, 7445, 7450, 7455, 220, 230, 1380, 1424, 330, 335, 375, 385, 430, 435, 446, 447, 448, 456, 457, 458 Features: Additional Applications: 466, 467, 468, 468S, 530, 535, 540, 545, 546, 547, 550, 556, 557, 558, 565, 566, 567, 568, 572, 575, 582, 592, 50A SERIES, 327, 328, 337, 338, 347, 348, 466, 467, 468, CTS, CTS II, 6600 Side hill, 6620 Side hill, 6622, 7722 Hillside, 9500SH, 9501, 9510, 9510SH, 9550SH, 9560SH, 2305, 2720, 3120, 3320, 3520, 4115, 3800, 5200, 5400, 5440, 5460, 5720, 5730, 5820, 5830	\$11.95

**Body & Shields: Side Panels**

Order No: WN-AN152193

Description	Retail
 Fender, Rear Applications: 600, 6000 Features: Left Hand	\$584.00


Order No: WN-AN85180

John Deere®

**Cotton Picker: Basket, Body, & Tanks**

**Body & Shields: Side Panels**


Order No: WN-AN85180

Description	Retail
 Fender, Rear Applications: 600, 6000 Features: Right Hand	\$584.00

**Cotton Picker: Belts**

**Belts: Engine Compartment**


Order No: WN-SND0363

Description	Retail
 Starter Applications: 324, 330B, 335, 335C, 4990, 6700, 7455, 7460, 9935 Features: 12 Volt, 11 Tooth, Clockwise Rotation, Nippon Denso	\$198.00

**Cotton Picker: Cooling System**


**Fan: Spacers**

Order No: WN-AH154697

Description	Retail
 Sieve, Frame, Bushing, Isolator Applications: CTS, 3300, 4400, 4420, 6600, 6601, 6602, 6620, 6622, 7700, 7701, 7720, 7721, 8820, 9400, 9500, 9500SH, 9501, 9600, 9610, 9976, 9986, 213, 215, 216, 220, 222, 224, 913, 915, 918, 920, 922, 925, 925F, 930, 930F, 218, 230, 600F, 600R, 635FD, 640FD Features: 0.6325" Bore, 2 per Package, Priced EACH, No Hardware	\$3.95


**Intercooler: Assemblies**

Order No: WN-AH219315


Description	Retail
 Cooler, Air to Air Applications: 9650STS, 9750STS, 9660STS, 9760STS, 9996 Features: Ships Truck Freight	\$1,875.00

**Oil Coolers: Engine Oil Coolers**

Order No: WN-AR55394

Description	Retail
 Cooler, Oil Applications: 600, 644, 644A, 646, 646B, 690, 690A, 693C, 740, 4000, 4010, 4020, 4040, 4050, 4230, 4240, 4320, 4430, 4520, 4620, 4630, 5440, 6600, 6620, 7700 Features: R520546 & RE524105, For "T" Engines	\$263.00


Order No: WN-AT25038

Description	Retail
 Cooler, Oil Applications: 6600, 6602, 6620, 6622, 7700, 7720, 8820, 9500, 9600, 9940, 9950, 9960, 9965, 5200, 5400, 5440, 5460, 5720, 5730, 4040, 4055, 4240, 4250, 4255 Features: 12 Plate	\$247.00

Order No: WN-RE36367

Description	Retail
 Oil Cooler Applications: 7700, 7800, 8100, 8200, 8300, 8560, 8570, 9500, 9500SH, 9600, 9960, 9965, 9970, 644G, 770B, 772B, 792DLC, 850C, 892ELC Features: With Gaskets R128557 & R128558 8560 Eng S/N 500000-	\$379.26

Order No: WN-RE59296


Description	Retail
 Cooler, Oil Applications: 5410, 5420, 5420N, 5425, 5425N, 5510, 5510N, 5520, 5520N, 5525, 5525N, 6320, 6320L, 6403, 6420, 6420L, 6520L, 7210, 7410, 7510, 9410, 9935 Features: W/Gasket R123501 & T122075 O-Ring, 5 Plate	\$160.94

Order No: WN-RE59298


Description	Retail
 Cooler, Oil Applications: 6110, 6110L, 6210, 6210L, 6215, 6310, 6310L, 6310S, 6405, 6410, 6410L, 6410S, 6415, 6510L, 6510S, 9550, 9550SH, 9560, 9560SH, 9560STS, 9970 Features: W/Gasket R123501 & T122075 O- Ring	\$195.42

**Radiator: Hoses**

Order No: WN-R50402

Description	Retail
 Oil Cooler Hose Applications: 8820, 9940, 9950, 5200, 5400, 5440, 5720, 5730, 644C, 646C, 740, 740A, 743, 743A, 762A, 762B, 770A, 770AH, 770B, 770BH, 772A, 772AH, 772B, 772BH, 790, 790D, 792, 793D, 850B, 892DLC, 4320, 4520, 4620, 4630, 4640, 4650, 4840, 4850, 7020, 8430, 8440, 8450 Features: Water Manifold/Lower Engine Oil Cooler, 5.3" Length, .867"ID 4520 Engine S/N 303519-, 8430 Years 1974-1981	\$10.10

Order No: WN-R62327

Description	Retail
 Hose, Radiator Applications: 4640, 4840, 9940 Features: Lower, Small end ID 2.25", Large End ID 2.5"	\$21.99

Order No: WN-R79346


Description	Retail
Radiator Hose Upper Applications: 4640, 4650, 4840, 4850, 9940, 9950 Features: Diameter A: 2.250", Diameter : 2.500" 4650 S/N -324214, 4850 S/N -322745	\$12.47

**Radiator: Radiators, Cores, & Tanks**


Order No: WN-AH208052

Description	Retail
Radiator Applications: 9650STS, 9660STS, 9750STS, 9760STS, 9996 Features: 25" Wide, 36-13/16" High, 4 Rows of Tubes, 5 Fins Per Inch	\$1,836.00

Order No: WN-AN190887


Description	Retail
 Radiator Applications: 9940, 9950, 9960 Features: 26" X 29-7/16", 5 Rows of Tubes, 8 Fins per Inch 9960 s/n -4000	\$795.00

Order No: WN-AN195300

Description	Retail
 Radiator Applications: 9960, 9965, 9970 Features: 29-7/16" x 27" , 5 Rows of Tubes, 8 Fins/Inch, Ships Truck 9960 s/n 4001-	\$1,190.00


**Radiator: Related Parts**

Order No: WN-RE43593

Description	Retail
 Radiator, Cap Applications: 7600, 7700, 7800, 7610, 7710, 7810, 7720, 7820, 8100, 8200, 8300, 8400, 8100T, 8200T, 8300T, 8400T, 8110, 8210, 8310, 8410, 8110T, 8210T	\$4.75

**Thermostats: Gaskets**

Order No: WN-R124607

Description	Retail
 Thermostat Cover Gasket Applications: CTS, CTS II, 6600, 6620, 6622, 7720, 9500, 9510, 9510SH, 9550, 9550SH, 9560, 9560STS, 9600, 9610, 9640I WTS, 9640WTS, 9650, 9650CTS, 9650STS, 9660, 9660CTS, 9660I WTS, 9660STS, 9660WTS, 9660WTS	\$4.75



**Cotton Picker: Cooling System**

**Thermostats: Gaskets**

Order No: WN-R124607

9680WTS, 9750STS, 9760STS, 9780CTS, 9940, 9950, 9960, 9965, 9970, 9976, 9986  
 Features: 9996, 5200, 5400, 5440, 5460, 6610, 6650, 6710, 6750, 6810, 6850, 6910, 6950, 330LCR, 560D, 640E, 643J, 644C, 644D, 644E, 644G, 644H, 646C, 670C, 670CH, 670D, 672CH, 672D, 690B, 690C, 693C, 724J, 740A, 740G, 743, 743A, 750C, 750CII, 762B, 770B, 770C, 770CH, 770D, 772B, 772CH, 772D, 790, 790D, 792, 792DLC, 793D, 843J, 850B, 850C, 850C II, 870D, 872D, 892DLC, 892ELC, 4050, 4055, 4240, 4250, 4255, 4320, 4430, 4440, 4450, 4455, 4520, 4555, 4560, 4620, 4630, 4640, 4650, 4755, 4760, 4840, 4850, 4955, 4960, 6320, 6420, 6420S, 6520, 6620, 6820, 6920, 6920S, 7020, 7220, 7320, 7420, 7520, 7700, 7710, 7720, 7800, 7810, 7820, 8100, 8100T, 8110 S/N 094783, 8110T S/N -094783, 8120, 8120T, 8200, 8200T, 8210 S/N -094783, 8210T S/N -094783, 8220, 8220T, 8300, 8300T, 8310 S/N -094783, 8310T S/N -094783, 8320, 8320T, 8400, 8400T, 8410 S/N -094783, 8410T S/N -094783, 8420, 8420T, 8430 Years 1974-1981, 8440, 8450, 8520, 8520T, 8560, 8570, 8650, 9100, 9120

Order No: WN-R54641



Description	Retail
Thermostat Housing Gasket Applications: 1055, 1065, 1068H, 1072, 1075, 1157, 1158, 1166, 1174, 1177, 4400, 4420, 4425, 4435, 6600, 9400, 955, 965, 965H, 968H, 975, 985, 2030, 2440, 2520, 2630, 2640, 2840, 2940, 2950, 2955, 3030, 3040, 3055, 3120, 3130, 3140, 3150, 3155, 3255, 3640, 4060, 4050, 5200, 5300, 5400, 5400N, 5500 Features: Housing to Head, Pack of 2, Priced Each 9400 s/n -701275, 986 s/n -403755, 210C, 290D, 315C, 482C, 490E, 495D, 590D, 595D, AND , and 70D s/n 300000-, 544, and 544A s/n 188890-, 653E s/n -713455, 710D s/n -713822, 750C s/n -715497, 755B s/n -208367, 790ELC s/n -704568, 3030 and 3130 s/n - 235169, 5200, 5300, 5400, 5400N, 5500, and 5500N s/n -202231, 7500 s/n -1336, 9900, 9910, 9920, 9930, 190E, 210C, 290D, 300D, 310C, 310D, 315C, 315D, 344E, 410C, 410D, 444, 444C, 444CH, 444D, 444E, 444G, 450E, 455E, 482C, 490D, 490E, 493D, 495D, 510C, 510D, 544, 544A, 544B, 544C, 544D, 544E, 544G, 570, 570A, 570B, 590D, 595, 595D, 610C, 624E, 624G, 640, 643, 643D, 653E, 655, 655B, 670, 670A, 670B, 672B, 690D, 690DR, 690ELC, 70D, 710B, 710C, 710D, 750, 750B, 750C, 755, 755A, 755B, 790ELC, 6000, 6100, 6500, 6600, 5500N, 6200, 6200L, 6300, 6300L, 6400, 6400L, 6500, 6500L, 7200, 7400, 7500, 7600	\$1.15

**Thermostats: Thermostats**

Order No: WN-AR77411



Description	Retail
Thermostat Applications: 4400, 4420, 6600, 955, 9900, 484, 544, 544A, 570, 570A, 644, 644A, 540, 540A, 4030, 4520 Features: 195 Degrees 955 Eng. S/N -235169, (644, 644A both S/N -164553), 4520 S/N -303518	\$66.00

**Water Pumps and Related Parts: Pulleys**

Order No: WN-AH155348



Description	Retail
Feeder House, Belt Tensioner Applications: 8120, 8220, 8320, 8420, 8520, 8120T, 8220T, 8320T, 8420T, 8520T, 4920, 9400, 9500, 9600, CTS, 9410, 9510, 9610, CTSII, 9550, 9550SH, 9560, 9560SH, 9986	\$72.00

Features: (8120, 8220, 8320, 8420, 8520, All SN -23918, 8120T, 8220T, 8320T, 8420T, 8520T, All SN -903262), 4920 SN-150,

Order No: WN-R61436



Description	Retail
Water Pump Pulley Applications: 4640, 4840, 9940, 5720, 5730 Features: Used With RE20022	\$173.43

Order No: WN-RE170084



Description	Retail
Belt Tensioner Applications: 9300T, 9400T, 7710, 7810, 8120, 8220, 8320, 8420, 8520, 8120T, 8220T, 8320T, 8420T, 8520T, 9220, 9320, 9420, 9520, 9620, 7720, 7820, 7920, 9320T, 9420T, 9520T, 9620T, 7200, 7400, 7210, 7410, 7510, 7610, 744H, 450CLC, 744J, 824J, 9970 Features: Accessory Drive	\$95.00

Order No: WN-RE249801



Description	Retail
Belt Tensioner Applications: 9200, 9300T, 9400T, 9220, 9320, 9420, 9520, 9620, 9320T, 9420T, 9520T, 9620T, 9860STS, 9870STS, 6650, 6750, 6850, 6950, 7350, 7450, 7550, 7750, 7380, 7480, 7580, 7780, 7760	\$195.00

Order No: WN-RE548027



Description	Retail
Fan Belt Tensioner Pulley Applications: 200CLC, 230CLC, 120C, 270CLC, 160CLC, 444J, 544J, 344J, 310G, 310SG, 315SSG, 750J, 350DLC, 710J, 755D, 624J, 315SJ, 700J, 750J, 444K, 524K, 544K, 624K, 644K, 310J, 310SJ, 410J, 325J, 315SJ, 450J, 550J, 650J, 755K, 850K, 250GLC, 290GLC, 350GLC, 850J, 550K, 650K, 700K, 750K, 210G, 5410, 5510, 5510N, 5320N, 5420N, 5520N, 7500, 7405, 5415, 5415H, 5615, 5715, 5715HC, 5415, 5425N, 5725N, 6100D, 6110D, 6115D, 6125D, 6130D, 6140D, 5605, 5705, 6403, 6603, 5420, 5520, 5425, 5625, 5725, 5076E, 5076EL, 5076EF, 5082E, 5090E, 5090EL, 5090EH, 6110D, 6115D, 6130D	\$59.00

Order No: WN-RE68715



Description	Retail
Belt Tensioner Applications: 7600, 7700, 7800, 9100, 7710, 7810, 490E, 790ELC, 690ELC, 710D, 330LC, 330LCR, 9976, 9970, 9986, 4700, 4710, 9510, 9510SH, 9610, 9550, 9550SH, 9650, 9650CTS, 9660, 9660CTS	\$65.00

**Water Pumps and Related Parts: Related Parts**

Order No: WN-JD8643



Description	Retail
Water Pump Shaft Bearing Applications: 1065, 1068H, 1072, 1075, 1075H4, 4425, 9400, 975, 975HY4, 985, 9910, 9920, 9930, 484, 7440, 7445, 300D, 310C, 310D, 315C, 315D, 340D, 344E, 444, 444E, 450G, 455G, 490E, 540A, 544, 544A, 544B, 550, 550A, 550B, 550G, 555, 555B, 555G, 640, 650G, 670, 670A, 670B, 672A, 672B, 690D, 690ELC Features: 1" Shaft, 1.875" OD, 2.750" Width, 7.130" Length Additional Models: 693D, 790E, 790ELC, 440C, 440D, 448D, 540, 540B, 540D, 548D, 2940, 6200, 6200L, 6300, 6300L, 6400, 6400L, 6500, 6500L, 7200, 7400, 7500, 7600	\$44.86

**Water Pumps and Related Parts: Repair Kits**

Order No: WN-AR101549



Description	Retail
Pump, Water, Seal Kit Applications: 3300, 4400, 9400, 9930, 9940, 7445,	\$9.35

John Deere®

**Cotton Picker: Cooling System**

**Water Pumps and Related Parts: Repair Kits**

**Order No: WN-AR101549**

7450, 24, 440, 440A, 440B, 448D, 540, 540B, 540E, 540G, 548D, 548E, 548G, 640G, 648E, 648G, 740E, 748E, 1020, 1520, 1530, 2020, 2030, 2510, 2520, 2630, 2640, 3010, 3020, 4020, 4030, 4040, 4230, 4240, 4320, 4350, 4430, 4440, 4455, 4520, 4620, 4630, 4640

Features: For OEM Pumps Only. Additional Models: 4840, 5103, 5105, 5203, 5205, 5210, 5303, 5310, 5310N, 5320, 5320N, 5403, 5410, 5420N, 5510, 5510N, 5520, 5520N, 7020, 8430, 8440, 8640

**Order No: WN-RE521503**



Description	Retail
Water Pump Applications: CTS II, 9610, 9560STS, 9650STS, 9660STS, 9750STS, 9760STS, 9976, 9986, 9996 Features: 15 Tooth	\$275.00

**Water Pumps and Related Parts: Water Pumps**

**Order No: WN-RE19937**



Description	Retail
Water Pump Assembly Applications: 9900, 484, 570, 570A, 570B	\$370.17

**Order No: WN-RE20022**



Description	Retail
Water Pump Applications: 4240, 4350, 4440, 4455, 4620, 4640, 4840, 8440, 7020, 8430 Features: With Hub Without Pulley 4440 w/ Eng 6466, 4455 Europe w/ Eng 6466 & 6076, (4640, 4840, 8440, All if used w/ original pulley)	\$219.00

**Order No: WN-RE505980**



Description	Retail
Water Pump Applications: 7210, 7410, 7510, 7610, 7710, 7810, 7720, 7820, 7920, 6110, 6210, 6310, 6410, 6110L, 6210L, 6310L, 6410L, 6510L, 6310S, 6410S, 6510S, 6405, 9550, 9550SH, 9560, 9560SH, 6605, 6120, 6220, 6320, 6420, 6120L, 6320L, 6420L, 6215, 6415, 6615, 6715, 7430, 7330, 6230, 6330, 6430, 6505, 7130 Features: Fits John Deere Industrial(s) L512, L514, L524, L528, L534, LR612, LR614, TC44, TC54, TC62, 110, 120, 160, 200, 210, 230, 270, 310, 315, 324, 325, 330, 335, 344, 360D, 380, 410, 430, 435, 437, 444, 444H, 450, 455, 460, 485, 486, 488, 524, 540, 544, 548, 550, 555, 624, 640, 643, 648, 650, 653, 670, 672, 690, 700, 710, 710D, 740, 748, 750, 840, 843, 850, 3200, 3215, 3220, 3400, 3415, 3420, 3800, Fits John Deere Skid Steer Loader(s) 270, 280, Fits John Deere Sprayer(s) 4630, 4700, 4710, 4720, 6700	\$110.00

**Order No: WN-RE505981**



Description	Retail
Water Pump Applications: 9400, 5083E, 5083EN, 5093E, 5093EN, 5101E, 5101EN, 5325N, 5415, 5415H, 5420, 5420N, I5625, 5705 Features: 9400 w/ 6068 Eng S/N 701276-Combine	\$110.00

**Order No: WN-RE55985**



Description	Retail
Water Pump Applications: 4050, 4250, 4255, 4450, 4455, 4555, 4560, 4650, 4755, 4760, 4850, 4955, 4960, 640E, 644E, 644ER, 690C, 8450, 9500, 9500SH, 9600, 9950, 9960 Features: .617" Tooth Length, Includes Gasket.	\$230.00

**Order No: WN-RE68230**



Description	Retail
Water Pump Applications: 7700, 7800, 8100, 8200, 8300, 8560, 8570, CTS, 9500, 9600, 6610, 9960, 9965, 9970, 770, 770B, 770BH, 772BH, 772 Features: 8100 S/N -557384 6076 early TSN, 8200 S/N -557384 6076 early TSN, 8300 S/N -557384 6076 early TSN, 8560 Eng S/N 500000-, 8570	\$180.00

**Cotton Picker: Drive Train**

**Axle: Drive Shafts & Couplers**

**Order No: WN-R45822**



Description	Retail
Pump, Hydraulic, Shaft, Drive Pin Bushing Applications: 830, 1020, 1520, 1830, 2020, 2030, 2040, 2130, 2240, 2440, 2510, 2520, 3020, 3030, 3130, 4000, 4020, 4030, 4040, 4230, 4240, 4320, 4430, 4440, 4455, 4520, 4620, 4630, 4640, 4840, 5010, 5020, 6030, 7020, 7520, 8430, 8440, 8630, 8640, 2240, 9400, 9940, 930, 300B, 440, 440A, 440B Features: 4 per bag, Priced individually. Min order 4	\$1.50

**Brakes: Shoes & Discs**

**Order No: WN-AH132840**

**Description**

Description	Retail
Brake, Shoe, Set Applications: 9400, 9410, 9450, 9500, 9500SH, 9510, 9510SH, 9550, 9550SH, 9560, 9560SH, 9560STS, 9570STS, 9600, 9610, 9650, 9650CTS Features: Priced & Sold in Set of 4	\$210.86

**Order No: WN-R111122**



Description	Retail
Brake, Pad Applications: 2510, 2520, 3010, 3020, 4000, 4020, 4030, 4040, 4050, 4230, 4240, 4250, 4320, 4430, 4440, 4450, 500, 500A, 500B, 500C, 540A, 544, 9940, 9950 Features: 2-1/2" x 6-1/2" Pad, With Steel Center Plate	\$14.50

**Final Drive: Assembly**

**Order No: WR-AH121922**



Description	Retail
Final Drive, Assembly, Left Hand Applications: 9400, 9410, 9500, 9510, 9600, 9610, 9960 Features: 11:104 Ratio, Standard Duty Housing, 7/8" Mounting Bolts	\$2,950.00

**Order No: WR-AH121923**



Description	Retail
Final Drive, Assembly, Right Hand Applications: 9400, 9410, 9500, 9510, 9600, 9610, 9960 Features: 11:104 Ratio, Standard Duty Housing, 7/8" Mounting Bolts	\$2,950.00

**Order No: WR-AH205893**



Description	Retail
Final Drive, Assembly, Left Hand Applications: 9560STS, 9570STS, 9650, 9650CTS, 9650STS, 9660, 9660CTS, 9660STS, 9670STS, 9750STS, 9760STS, 9770STS, 9860STS, 9870STS, 9970, 9986 Features: 10:95 Ratio, HD Housing, 1-1/16" Mounting Bolts, 11" Pilot 9660CTS Heavy Duty, 9970 s/n -025134	\$2,950.00

**Order No: WR-AH205894**



Description	Retail
Final Drive, Assembly, Right Hand Applications: 9560STS, 9570STS, 9650, 9650CTS, 9650STS, 9660, 9660CTS, 9660STS, 9670STS, 9750STS, 9760STS, 9770STS, 9860STS,	\$2,950.00

**Cotton Picker: Drive Train**

**Final Drive: Assembly**

Order No: WR-AH205894

9860STS, 9870STS, 9970, 9986  
Features: 10:95 Ratio, HD Housing, 1-1/16"  
Mounting Bolts, 11" Pilot 9660CTS Heavy Duty,  
9970 s/n -025134

Order No: WR-DE31282



Description	Retail
Final Drive, Right Hand Applications: S670, S680, S690, 7660, 7760, CP690, CS690 Features: Extra Heavy Duty, 10:95 Ratio, 22 Spline Pinion	\$4,950.00

Order No: WR-DE31283



Description	Retail
Final Drive, Left Hand Applications: S670, S680, S690, 7660, 7760, CP690, CS690 Features: Extra Heavy Duty, 10:95 Ratio, 22 Spline Pinion	\$4,950.00

**Final Drive: Bearings & Seals**

Order No: WN-AXE10322

Description	Retail
Ball Bearing Applications: S660, S670, S670HILLMASTER, S680, S680HILLMASTER, S685, S685HILLMASTER, S690, S690HILLMASTER, 625D, 630D, 630FD, 635D, 635FD, 640D, 640FD, 645FD, 925D, 930D, 936D, CP690, 7760, CS690 Features: S660STS (SN 745100-), S670HILLMASTER (SN -765000), S670STS (SN745100-), S680HILLMASTER (SN -765000), S680STS (SN745100-), S690HILLMASTER (SN 745101-765000), S690STS (SN 745100-), 630FD (SN 745101- Argentine), 635FD (SN 745101- Argentine), 640FD (SN 745101- Argentine)	\$7.65

**Final Drive: Pinion**

Order No: WN-H157014



Description	Retail
Final Drive Pinion Shaft Applications: CTS II, 9400, 9410, 9500, 9510, 9600, 9610, 9965, 9970, 9976 Features: 8.66" Long, 11 Teeth, 18 Splines	\$195.00

Order No: WN-H167722



Description	Retail
Final, Drive, Pinion Shaft Applications: 9450, 9550, 9550SH, 9560, 9560SH, 9560STS, 9570STS, 9650, 9650CTS, 9650STS, 9660, 9660CTS, 9660STS, 9670STS, 9750STS, 9760STS, 9770STS, 9860STS, 9870STS, S550, S660, S670, 9970, 9976, 9986, 7200, 7250, 7300, 7350, 7400, 7450, 7500, 7550, 7700, 7750, 7800, 7850, 7950, 7180 Features: 8.84" Long, 10 Teeth, 18 Spline Additional Models: 7280, 7380, 7480, 7580, 7780, 7980	\$220.00

Order No: WN-H168899



Description	Retail
Final Drive, Pinion Applications: 9450, 9550, 9550SH, 9560SH, 9650, 9650CTS, 9660, 9660CTS, 9970, 9976, 9986 Features: 8.66" Long, 18 Spline, 10 Teeth	\$320.99

**Final Drive: Spindle/Axle**

Order No: WN-H201791



Description	Retail
Final Drive, Spindle Applications: CTS II, 9550, 9550SH, 9560STS, 9570STS, 9610, 9650, 9650CTS, 9660, 9660CTS, 9660STS, 9750STS, 9760STS, 9750STS, 9860STS, 9870STS, 9996	\$650.00

Features: Includes Castle Nut

**Hydrostat: Assembly**

Order No: WR-MPI3920-028

Description	Retail
Hydrostat, Assembly Applications: 9910, 9920 Features: Eaton	\$1,225.00

Order No: WR-MPI3930-007

Description	Retail
Hydrostat, Assembly Applications: 9910, 9920 Features: Eaton Motor	\$1,444.00

Order No: WR-MPI4631-041

Description	Retail
Hydrostat Motor Applications: 9400, 9410, 9450, 9500, 9510, 9550, 9560STS, 9600, 9610, 9650CTS, 9660CTS, 9660STS, 9760STS, CTS II, 9960, 9965, 9970, 6610 Features: Eaton, Bull Gear Style Warranty is valid ONLY when Hydrostat Pump and Motor are sold as a SET.	\$1,617.00

Order No: WR-MPI6421-022

Description	Retail
Hydrostat, Pump Applications: 9960, 9965, 9970 Features: Eaton Warranty is valid ONLY when Hydrostat Pump and Motor are sold as a SET.	\$2,022.00

**Hydrostat: Related Parts**

Order No: WN-JD9133

Description	Retail
Bearing Cup Applications: 6620, 7720, 8820, 9400, 9500, 9600, 9410, 9510, 9610, CTSII, 9450, 9550, 9650, 9650CTS, 9650STS, 9750STS, 9860STS, 9560, 9660, 9660CTS, 9560STS, 9570STS, 9870STS, 9670STS, 9770STS, S550, S660, S670, S680, S690, S670HM, S680HM, S690HM, 7600, 7700, 7800, 7200, 7400, 7210, 7410 Features: Additional Models: Tractor - 7510, 7610, 7710, 7810, 7720, 7820, 7920, 7430, 7330, 7530, 6170R, 6190R, 6210R, 6140R, 6150R, 6150M, 6170M, 6175R, 6195R, 6215R, 6145R, 6155R, 6155RH, 7500, 6140J, 6155J, 7505, 7420, 7520, 7200R, 7215R, 7230R, 7260R, 7280R, 7630, 7730, 7830, 7930, 7210R, 7230R, 7250R, 7270R, 7290R, 7310R, 6155M, 6175M, 6195M, 6145R, 6155R, 6155RH, 6175R, 6195R, 6215R, 6155M, 6175M, 6195M, Sprayer - 4990 Cotton Picker - 9940, 9950, 9960, 9965, 9970, Forage Harvester - 5730, 5830, 6610, 6710, 6810, 6910, 6650, 6750, 6850, 6950, 7200, 7300, 7400, 7500, 7700, 7800, 7250, 7350, 7450, 7550, 7750, 7850, 7180, 7280, 7380, 7480, 7580, 7780,	\$4.50

**Cotton Picker: Electrical**

**Alternator: Assembly**

Order No: WN-ABO0209



Description	Retail
Alternator Applications: CTS, CTSII, 9400, 9410, 9450, 9500, 9500SH, 9510, 9510SH, 9510, 9550, 9550SH, 9560, 9560SH, 9560STS, 9600, 9610, 9650, 9650CTS, 9650STS, 9660, 9660CTS, 9660STS, 9750CTS, 9750STS, 9760STS, 9780CTS, 9860STS, 9930, 9960, 9965, 7445, 7450, 210C, 300D, 310C, 310D, 310E, 6100, 6600 Features: 12 Volt, 95 Amp, CW 310G, 310SE, 310SG (S/N <958549), 315G, 315D, 315SE, 315SG, 3215, 3220, 330B, 335, 335C, 3415, 3420, 3800, 410C, 410D, 410E, 410G (S/N <958703), 47C, 450G (S/N 788817- 821573), 450H, 450J (S/N <159986), 455G (S/N 788817- 821573),	\$171.04



**Cotton Picker: Electrical**

**Alternator: Assembly**

**Order No: WN-ABO209**

510C, 510D, 544G, 550G (S/N 788817- 821573), 550H, 550J (S/N <159986), 555G (S/N 788817- 821573), 560D, 624G, 640E (S/N 538967>), 643, 643D (S/N 798351>), 643G, 643H, 643J, 644G, 650G (S/N 788817- 821573), 650H, 650J (S/N <159986), 710D, 710G (S/N <960384), 740, 740G, 840, 843G, 843H, 843J, 360DC, 360DG (S/N <604615), 460DC, 460DG, 540E (S/N 538967>), 540G, 540G-II, 540G-III (S/N 576603- 604613), 540H, 548E (S/N 538967>), 548G, 548GII (S/N 565685- 576602), 548GIII (S/N 576603- 604613), 640G, 640G-II (S/N 565685- 576602), 640G-III (S/N 576603- 604613), 640H, 648E (S/N 538967>), 648G, 648G-II, 648G-, III (S/N 576603- 604613), 648H, 740E (S/N 539019>), 748E (S/N 539019>), 748G, 6100, 6500, 6600, 9400 (S/N 650101>), 9500 (S/N 637628>), 9500SH (S/N 637628>), 9600 (S/N 636604>), 9750CTS (Canadian), 9780CTS (European S/N 071443- 072697), 9930 (S/N 12001>), 7445 (S/N 12001>), 210C (S/N 787475>), 310G (S/N <958549)

**Order No: WN-AH165975**



Description	Retail
Alternator Applications: 9935, 9970, 9976, 9986, 9996, 7455, 4890, 4895, 4990, 4995 Features: Bosch, 12V, 120 Amps	\$193.53

**Order No: WN-AH211398**



Description	Retail
Alternator Applications: 9450, 9550, 9550SH, 9560, 9560STS, 9650, 9650CTS, 9650STS, 9660, 9660CTS, 9660STS, 9750STS, 9760STS, 9860STS, 7460 Features: Presto, 12V, 185 Amps	\$615.00

**Order No: WN-AXE17691**



Description	Retail
Alternator Applications: 9860STS, 9870STS, 9660STS, 9760STS, 9560STS, 9570STS, 9670STS, 9770STS, S650, S660, S670, S680, S690, 7460, 9996, 7660, 7760, CS690, CP690, 8225R, 8245R, 8270R, 8295R, 8320R, 8345R, 8295R, 9320RT, 9345RT, 8235R, 8260R, 8285R, 8310R, 8335R, 8360R, 8310RT, 8335RT, 8360RT, 8295R Features: 8320R, 7200R, 7215R, 7230R, 7260R, 7280R, 9330, 9430, 9530, 9630, 9430T, 9530T, 9630T, 7630, 7730, 7830, 7930, 8130, 8230, 8330, 8430, 8530, 8230T, 8330T, 8430T, 4930, 4830, 4730, 4940, 7280, 7380, 7480, 7580, 7780	\$250.00

**Order No: WN-TY6748**



Description	Retail
Alternator Applications: 3300, 4400, 4420, 6620, 6622, 7700, 7720, 8820, 9400, 9500, 9500SH, 9600, 9910, 9920, 9930, 9940, 344E, 444E, 3430, 3830 Features: 12 Volt, 90 Amp, Motorola	\$261.00

**Alternator: Voltage Regulator**

**Order No: WN-AR78298**



Description	Retail
Voltage Regulator Applications: 5200, 5400, 210C, 310, 310A, 310B, 310C, 315C, 410, 410B, 410C, 482C, 500, 500A, 500C, 510, 510B, 510C, 600, 610B, 610C, 710B, 710C, 760A, 1020, 1520, 1530, 2010, 2020, 2030, 2440, 2510, 2520, 3020, 4000, 4020, 4320, 4520, 4620, 5010, 5020, 6030, 7020, 7520, 830, 315, 5200, 5400, 6000 Features: 12V 210C, 310C, 315C, 410C, 482C, 510C, 610C All S/N -736175, 500A S/N -123113, 830 (3 Cylinder)	\$50.71

**Lights: Headlamps & Work lights**

**Order No: WN-87106352**



Description	Retail
LED Roof, Hood Light Applications: 7630, 7730, 7830, 7930, 8120, 8120T, 8130, 8220, 8220T, 8225R, 8230, 8230T, 8245R, 8270R, 8295RT, 8320, 8320R, 8320RT, 8320T, 8330, 8330T, 8345R, 8345RT, 8420, 8420T, 8430, 8430T, 8520, 8520T, 8530, 9120, 9220, 9230, 9320, 9320T, 9330, 9420, 9420T, 9430, 9430T, 9520, 9520T, 9530 Features: Inner Roof, Outer Grill, HI-LO Additional Models: 9530T, 9620, 9620T, 9630, 9630T Sprayer: 4730, 4830, 4920, 4930	\$89.00

**Order No: WN-ABC3032**



Description	Retail
Light Bezel Applications: CTS, CTS II, 6620, 6622, 7720, 7721, 8820, 9400, 9410, 9500, 9501, 9510, 9600, 9610, 300, 300B, 301, 301A, 302, 302A, 310, 310A, 310B, 400, 401, 401B, 401C, 401D, 410, 350, 350B, 350C, 350D, 355D, 450, 450B, 450C, 450D, 450E, 455D, 455E, 380, 480A, 480B, 480, 480C, 444C, 544A, 544, 570 Features: Use ABC3032 440, 7445, 1010, 1020, 1030, 1040, 1120, 1130, 1140, 1520, 1530, 1630, 1640, 1641, 1641F, 1750, 1830, 1840, 1850, 1950, 1950N, 2010, 2020, 2030, 2040, 2040S, 2120, 2130, 2140, 2141, 2150, 2155, 2240, 2250, 2251, 2255, 2350, 2351, 2355, 2440, 2450, 2510, 2520, 2541, 2550, 2555, 2630, 2640, 2650, 2651, 2750, 2755, 2840, 2850, 2940, 2941, 2950, 2951, 2955, 3010, 3020, 3030, 3040, 3050, 3055, 3130, 3140, 3141, 3150, 3155, 3255, 3350, 3351, 3641, 3651, 4000, 4010, 4020, 4030, 4050, 4230, 4250, 4430, 4450, 4630, 4650, 4040, 4240, 4320, 4440, 4455, 4520, 4620, 4640, 4840, 5010, 5020, 6030, 7020, 7520, 820, 830, 8430, 8630, 920, 930, 940, 9900, 9910, 9920, 9930, 9940, 9950, 484, 7440, 6000, 500, 500A, 500B, 500C, 510, 600, 700A, 646, 646B, 646C, 550, 550A, 550B, 555, 555A, 555B, 655, 750, 755, 755A, 850, 850B, 855, 690C, 690D, 743, 743A, 444, 544B, 544C, 644A, 644B, 644C, 844, 570A, 670, 670A, 672A, 770, 770A, 772A, 760, 760A, 340D, 440A, 440B, 440C, 440D, 448D, 540, 540A, 540B, 540D, 640, 640D, 648D, 740, 740A, 2020	\$20.50

**Order No: WN-AH159332**



Description	Retail
LED Roof Light Applications: 9400, 9500, 9600, CTS, 9410, 9510, 9510SH, 9610, CTSII, 9450, 9550, 9550SH, 9650, 9650CTS, 9650STS, 9670STS, 9560, 9560SH, 9660, 9660CTS, 9570STS, 9870STS, 9670STS, 9770STS, 9860STS, 9660STS, 9760STS, 9560STS, 9570STS, 9870STS, 9670STS, 9770STS, S550, S660, S670, S680, S690 Features: Roof, Side Finder, Cleaning Shoe, 3900 Lumens Additional Models: S670HM, S680HM, S690HM Cotton Picker: 2155, 2555, 320, 420, 625, CPX420, CPX610, CPX620	\$90.00

**Order No: WN-AH212522**



Description	Retail
LED Cab Roof Light Applications: 7460, 9996, 7760, 7660, CP690, 7200, 7300, 7400, 7700, 7800, 7950, 7250, 7350, 7450, 7550, 7750, 7850, 7180, 7280, 7380, 7480, 7580, 7780, 7980, 9860STS, 9560, 9560SH, 9660, 9660STS, 9760STS, 9560STS, 9570STS, 9870STS, 9670STS, 9770STS, 7200, 7300, 7400, 7500, 7700, 7800, 7950 Features: Oval LED, 4000 Lumens Additional Models: Forage Harvesters: 7250, 7350, 7450, 7550, 7750, 7850, 7180, 7280, 7380, 7480, 7580,	\$94.00

**Cotton Picker: Electrical**

**Lights: Headlamps & Work lights**

Order No: WN-AH212522

7780, 7980

Order No: WN-L408-12V

**Description**

**Retail**

Lights, Fender or Cab  
Applications: 40, 50, 60, 70, 420, 430, 520, 53, 0620, 630, 720, 730, 3300, 4400, 4420, 6600, 6620, 7700, 7720, 9900, 9910, 9930, 9940, 9950, 9960, 9965  
Features: 12 Volt, 4 1/2" Diameter

\$36.50

**Lights: Warning Lamps**

Order No: WN-AR78825



**Description**

**Retail**

LED Cab Tail Light  
Applications: 3020, 4020, 2510, 5020, 4520, 4000, 4320, 4620, 7020, 6030, 7520, 4030, 4230, 4430, 4630, 8430, 8630, 2940, 8850, 8450, 8650, 4040, 4240, 4440, 4640, 4840, 4050, 4450, 4650, 4850, 8440, 8640, 2140, 3040, 3140, 2350, 2550, 2750, 2950, 9900, 484, 9910, 9940, 9920, 9950, 7445, 930, 9960  
Features: Red, 3 Watt Lights, 10-30 Volt Systems  
Additional Models:  
Cotton Picker: 9965, 9970  
Sprayer: 6000, 6100, 6500, 6600,  
Forage Harvester: 5440, 5460, 5720, 5820,  
Industrial: 500B

\$45.00

**Starter: Assembly**

Order No: WN-228000-6530



**Description**

**Retail**

Starter  
Applications: 7610, 7710, 7720, 7810, 7820, 7920, 8100, 8110, 8120, 8200, 8210, 8220, 8300, 8310, 8320, 8400, 8410, 8420, 8520, 9100, 9120, 9200, 9220, 9300, 9320, 9400, 9420, 9520, 9620, 1450, 1550, 9400, 9410, 9450, 9510, 9510SH, 9550, 9550SH, 9560, 9560SH, 9560STS, 9560CTS, 9610, 9640, 9660  
Features: 12V, Nippondenso, Gear Reduction, 11 Teeth, CW Additional Models: 9660CTS, 9660STS, 7610 SN -089999

\$295.00

Order No: WN-RE239087



**Description**

**Retail**

Starter  
Applications: 1020, 1030, 1130, 1520, 1530, 1550, 1630, 1750, 1830, 1850, 1850N, 2020, 2030, 2040, 2130, 2240, 2440, 2640, 2630, 2510, 2520, 2940, 2150, 2255, 2350, 2550, 2750, 2840, 2950, 3150, 5200, 5300, 5400, 5400N, 5500, 5500N, 6200, 6300, 6200L, 6300L, 6400L, 6500L, 820, 830, 930, 4400, 4425  
Features: Delco, 12V, CW, 10 Teeth Additional Models: Combine: 4425, 4435, 6600, 95, Cotton Picker: 499, 699, 7445, 484, 9910, 9900, Industrial: 210C, 300, 300B, 300D, 301, 301A, 302, 302A, 310, 310A, 310B, 310C, 310D, 315C, 315D, 350, 350B, 380, 400, 400G, 401, 401B, 401C, 410, 410A, 450B, 450E, 455E, 480, 480A, 480B, 480C, 482C, 510C, 540A, 610C,  
Sprayer: 600, 6000, 700, 734,  
Windrower: 2420, 3430, 3830, 880

\$149.00

Order No: WN-RE515843



**Description**

**Retail**

Starter  
Applications: 98660STS, 7760, 670, 6850, 730, 7350, 7400, 7450, 7500, 7550, 7700, 7750, 644B, 646, 744H, 824K, 844K, 5010, 5020, 6030, 750, 8450, 8630, 8650, 8760, 8770, 8870, 9200, 9220, 9300, 9300T, 9320, 9320T, 9400, 9400T, 9420, 9420T, 9430, 9430T, 9520, 9520T, 9530, 9530T, 9620, 9620T

\$342.00

Features: 12V, CW, Delco

Order No: WN-RE62916



**Description**

**Retail**

Starter  
Applications: 3300, 4400, 4420, 6600, 9900, 9930, 355D, 2270, 2280, 2360, 2420, 3420, 3830, 1020, 1520, 1530, 2020, 2030, 2240, 2440, 2630, 2640, 400, 5200, 5300, 5400, 5500, 5500N, 329  
Features: Delco, CW, 10 Teeth, 12V, Gear Reduction 7400 S/N 1001-, 1530 S/N -152929, 2240 S/N -349999, 2640 S/N -340999, 5200 S/N -281563, 5300 S/N -239491, 5400 S/N -281563

\$128.00

**Starter: Drive**

Order No: WN-AR54923

**Description**

**Retail**

Starter, Drive  
Applications: 3300, 4420, 6600, 1020, 1520, 1530, 2020, 2030, 2040, 2440, 2510, 2520, 2630, 2640, 8300, 9900, 9910, 4400  
Features: 10 Teeth

\$33.97

**Starter: Solenoid**

Order No: WN-RE13732



**Description**

**Retail**

Starter Solenoid  
Applications: 3020, 4000, 4020, 4030, 4040, 4050, 4230, 4240, 4250, 4320, 4430, 4440, 4620, 4630, 4755, 4840, 7020, 8430, 8440, 8450, 8560, 8760, 8960, CTS, 1085, 2056, 2058, 2064, 2066, 6600, 6602, 6620, 6622, 7700, 7720, 7722, 8820, 9400, 9500, 9600, 9650, 5200, 5400, 5420, 5440, 5720, 5730, 5830  
Features: Nippondenso 12 Volt, 3 Terminal Solenoid for Direct Drive Fits John Deere Engine(s) 6059, 6068, 6076, 6466A, 6466D, 6466T  
Additional Models: Fits John Deere Harvester(s) 5200, 5400, 5420, 5440, 5720, 5730, 5830, 9930, 9940, 9950, 9960, 9965 Fits John Deere Industrial 340D, 344E, 410B, 410C, 410D, 415B, 440D, 444, 444C, 444D, 444E, 444G, 448D, 500A, 500B, 500C, 510, 510B, 510C, 510D, 515B, 544, 544D, 544E, 544G, 550, 550A, 550B, 555, 555A, 555B, 555G, 570, 570A, 610B, 610C, 624G, 640, 640E, 643, 643D, 644, 644A, 644C, 644D, 646, 646C, 650G, 690, 690A, 690B, 693, 693B, 710B, 710C, 710D, 740, 740A, 743, 743A, Replaces Denso Mfg. nos 053400-1560, 046500-0010, 053400-1720, 053400-2740, 053400-2870, 053400-3490, 053400-3570, 053400-4530, 053400-6030, LA046500-0010 Replaces Denso Starter nos 028000-3290, 028000-3291, 028000-3292, 128000-0770, 128000-0771, 128000-0772, 028000-3970, 028000-3971, 028000-4930

\$30.50

Order No: WN-RE42777



**Description**

**Retail**

Starter Solenoid  
Applications: 4055, 4255, 4455, 4555, 4560, 4755, 4760, 4655, 4755, 4955, 4960, 7200, 7210, 7300, 7400, 7410, 7500, 7510, 7600, 7700, 7800, 8100, 8200, 8300, 8400, 8560, 8760, 8960, 9100, 9120, 9200, 9220, 9300, 9320, 9400, 9420, 9500, 9520, 9600, 9620, CTS, 9400, 9500, 9600  
Features: Denso Style, 12 Volt, 4 Terminal  
Additional Models Fits John Deere Harvester(s) 5730, 5830, 6610, 6650, 6710, 6750, 6810, 6850, 6910, 6950, 7200, 7300, 7400, 7445, 7450, 7500, 9930, 9960, 9965 Fits John Deere Sprayer(s) 4700  
Replaces Denso Mfg. nos 053400-9890, 053400-9891 Replaces Denso Starter nos 128000-5970, 128000-5971, 128000-5972, 128000-5973, 128000-7230, 128000-7231, 128000-7250, 128000-7251, 128000-7252, 228000-0520, 228000-2360, 228000-2370,

\$52.00

John Deere®

**Cotton Picker: Electrical**

**Starter: Solenoid**

Order No: WN-RE42777

228000-2380, 228000-2381, 228000-4600, 228000-4601, 228000-4630, 228000-4631, 228000-4690, 228000-4700, 228000-5360

Order No: WN-SDR6058



Description	Retail
Starter, Solenoid Applications: 3300, 4400, 4420, 6600, 9900, 9910, 9920, 7440, 1010, 1020, 1520, 1530, 2010, 2020, 2030, 2040, 2240, 2420, 2440, 2510, 2520, 2630, 2640, 401B Features: Use With Delco Starters	\$14.00

**Cotton Picker: Engines & Related Parts**

**Air Cleaners: Assemblies**

Order No: WN-1-046-000

Description	Retail
Air Cleaner, Precleaner, Turbo II Applications: 3255, 4010 with Turbo, 4020 with Turbo, 4050, 4250, 4255, 4320, 4430, 4440, 4450, 4455, 4520, 4555, 4560, 4620, 4630, 4640, 4650, 4755 Features: Model 46, 350-700 CFM, 4"-4 1/2" Intake Additional Applications: 4760, 4840, 4850, 4955, 4960, 5010 with Turbo, 5020 with Turbo, 6620, 7020, 7200, 7400, 7600, 7700, 7700 Turbo, 7720, 7800, 8450, 8630, 8640, 8650, 8760, 8820, 9940	\$465.00

**Blocks & Components: Camshafts & Related**

Order No: WN-AR100385

Description	Retail
Camshaft, 6 Cylinder, Diesel Applications: 4240, 4250, 4320, 4430, 4440, 4450, 4455, 4520, 4620, 4630, 4640, 4650, 4840, 4850, 6600, 6602, 6620, 6622, 7020, 7700, 7720, 8820, 9940, 9950 Features: For 404T, 404A, 466T & 466A Engines, Without Cam Followers Additional Applications: 8430, 8440, 8450	\$381.71

Order No: WN-HAR-100385

Description	Retail
Camshaft, 6 Cylinder, Diesel, Kit Applications: 4240, 4250, 4320, 4430, 4440, 4450, 4455, 4520, 4620, 4630, 4640, 4650, 4840, 4850, 6600, 6602, 6620, 6622, 7020, 7700, 7720, 8820, 9940, 9950 Features: Includes: Camshaft & Lifters, For 404A, 404T, 466A & 466T Engine	\$431.00

Order No: WN-NT-20034

Description	Retail
Camshaft, Idler Gear, Bushing Applications: 820, 830, 840, 930, 940, 1020, 1030, 1040, 1120, 1130, 1140, 1350, 1520, 1530, 1550, 1630, 1640, 1750, 1830, 1840, 1850, 1950, 2020, 2030, 2040, 2120, 2130, 2140, 2150, 2155, 2240, 2255, 2350, 2355, 2355N, 2440, 2450, 2510, 2520, 2550, 2555, 2630, 2640, 2650, 2750, 2755, 2840, 2850, 2855 Features: Upper Additional Models: 2940, 2950, 2955, 3030, 3040, 3050, 3055, 3120, 3130, 3140, 3150, 3155, 3255, 3640, 3650, 4030, 4050 S/N 6593-, 4400, 4420, 4425, 5000, 5300, 9900, 9910, 9920, 9930	\$8.00

Order No: WN-NT-26321

Description	Retail
Camshaft, Idler Gear, Bushing Applications: 820, 830, 840, 930, 940, 1020, 1030, 1040, 1120, 1130, 1140, 1350, 1520, 1530, 1550, 1630, 1640, 1750, 1830, 1840, 1850, 1950, 2020, 2030, 2040, 2120, 2130, 2140, 2150, 2155, 2240, 2255, 2350, 2355, 2355N, 2440, 2450, 2510, 2520, 2550, 2555, 2630, 2640, 2650, 2750, 2755, 2840, 2850, 2855	\$7.00

Features: Lower 2940, 2950, 2955, 3030, 3040, 3050, 3055, 3120, 3130, 3140, 3150, 3155, 3255, 3640, 3650, 4030, 4050 S/N 6593-, 4400, 4420, 4425, 5000, 5300, 9900, 9910, 9920, 9930

Order No: WN-R46903



Description	Retail
Camshaft, Bushing Applications: 3010, 3020, 4000, 4010, 4020, 4040, 4050, 4230, 4240, 4250, 4320, 4430, 4440, 4450, 4520, 4620, 4630, 4640, 4650, 4840, 4850, 6600 Features: Diesel 6600 S/N 156502	\$4.75

Order No: WN-R82007



Description	Retail
Camshaft, Plug Applications: 4055, 4255, 4455, 4555, 4560, 4755, 4760, 4955, 4960, 644E, 644ER, 740G, 770B, 7700, 7800, 8100, 8200, 8300, 8560, 8570, 9500, 9600, 9960, 9965 Features: Diesel	\$6.00

Order No: WN-R87561



Description	Retail
Camshaft, Bushing Applications: 4055, 4255, 4455, 4555, 4560, 4755, 4760, 4955, 4960, 7700, 7800, 8100, 8200, 8300, 8560, 8570, 8630, 8640, 8650, 8760, 9500, 9600, 9960, 9965 Features: Diesel	\$7.00

Order No: WN-R97454

Description	Retail
Timing Cover, Gasket Applications: 820, 830, 840, 930, 940, 1020, 1030, 1040, 1120, 1130, 1140, 1350, 1520, 1530, 1550, 1630, 1640, 1750, 1830, 1840, 1850, 1950, 2020, 2030, 2040	\$7.50

Order No: WN-RE57054



Description	Retail
Camshaft, 6 Cylinder, Diesel Applications: 9500, 9510, 9550, 9560STS, 9600, 9610, 9650, 9650CTS, 9660, 9660STS, 9750STS, 7710, 8110, 8400, 9120 Features: With Tappets, Marked R120872 9500 ES/N 500000-, 9600 ES/N 500000-	\$544.00

Order No: WN-T20034



Description	Retail
Gear, Timing, Bushing Applications: 820, 830, 840, 930, 940, 1020, 1030, 1040, 1120, 1130, 1140, 1350, 1520, 1530, 1550, 1630, 1640, 1750, 1830, 1840, 1850, 1950, 2020, 2030, 2040 Features: Upper	\$5.75

Order No: WN-T20273

Description	Retail
Timing Cover, Gasket Applications: 820, 830, 840, 930, 940, 1020, 1030, 1040, 1120, 1130, 1140, 1350, 1520, 1530, 1550, 1630, 1640, 1750, 1830, 1840, 1850, 1950, 2020, 2030, 2040	\$3.50

Order No: WN-T26321



Description	Retail
Camshaft, Idler Gear, Bushing Applications: 820, 830, 840, 930, 940, 1020, 1030, 1040, 1120, 1130, 1140, 1350, 1520, 1530, 1550, 1630, 1640, 1750, 1830, 1840, 1850, 1950, 2020, 2030, 2040 Features: Lower	\$8.00

**Blocks & Components: Connecting Rods & Related**

Order No: WN-AR73277



Description	Retail
Bearing, Connecting Rod Applications: 4250, 4255, 4440, 4450, 4455, 4555, 4560, 4640, 4650, 4755, 4760, 4840, 4850, 6620,	\$11.75




**Cotton Picker: Engines & Related Parts**

**Blocks & Components: Connecting Rods & Related**


**Order No: WN-AR73277**

7700, 7720, 7800, 8100, 8200, 8300, 8430, 8440, 8450, 8560  
Features: Diesel, Standard, For 1 Rod


**Order No: WN-AR73279**

 Description	Retail
Bearing, Connecting Rod Applications: 4250, 4255, 4440, 4450, 4455, 4555, 4560, 4640, 4650, 4755, 4760, 4840, 4850, 6620, 7700, 7720, 7800, 8100, 8200, 8300, 8430, 8440, 8450, 8560 Features: Diesel, .010 Oversized, For 1 Rod	\$11.75


**Order No: WN-AR73280**

 Description	Retail
Bearing, Connecting Rod Applications: 4250, 4255, 4440, 4450, 4455, 4555, 4560, 4640, 4650, 4755, 4760, 4840, 4850, 6620, 7700, 7720, 7800, 8100, 8200, 8300, 8430, 8440, 8450, 8560 Features: Diesel, .020 Oversized, For 1 Rod	\$11.75

**Order No: WN-AR73281**

 Description	Retail
Bearing, Connecting Rod Applications: 4250, 4255, 4440, 4450, 4455, 4555, 4560, 4640, 4650, 4755, 4760, 4840, 4850, 6620, 7700, 7720, 7800, 8100, 8200, 8300, 8430, 8440, 8450, 8560 Features: Diesel, .030 Oversized, For 1 Rod	\$11.75


**Order No: WN-R55647**

 Description	Retail
Connecting Rod, Bushing Applications: 1040, 1120, 1130, 1140, 1350, 1520, 1530, 1550, 1630, 1640, 1750, 1840, 1850, 1950, 2030, 2040, 2120, 2130, 2140, 2150, 2155, 830, 840, 930, 940 Features: Diesel, Honable	\$6.25

**Order No: WN-R55647S**

Description	Retail
Piston Pin Bushing Applications: 1040, 1120, 1130, 1140, 1350, 1520, 1530, 1550, 1630, 1640, 1750, 1840, 1850, 1950, 2030, 2040, 2120, 2130, 2140, 2150, 2155, 830, 840, 930, 940 Features: Diesel, Boreable	\$6.25


**Order No: WN-R57451**

 Description	Retail
Connecting Rod, Bushing Applications: 1052, 1155, 1950, 2140, 2250, 2450, 2555, 2650, 2750, 2755, 2850, 2855, 2855N, 3430, 3650, 4050, 5700, 6100, 6200, 9400, 9920, 9930 Features: Diesel, Honable 4050 S/N 6593-	\$6.50

**Order No: WN-R57451S**

Description	Retail
Piston Pin Bushing Applications: 1052, 1155, 1950, 2140, 2250, 2450, 2555, 2650, 2750, 2755, 2850, 2855, 2855N, 3430, 3650, 4050, 5700, 6100, 6200, 9400, 9920, 9930 Features: Diesel, Boreable	\$6.50


**Order No: WN-R60724**

 Description	Retail
Connecting Rod, Bushing Applications: 4250, 4440, 4640, 4840, 5720, 646D, 646A, 6602, 6620, 6622, 740A, 762A, 7720, 8430, 8440, 8450, 8820, 9940, 9950 Features: Diesel, Honable, Used With Rods Marked R57303 and R67320	\$11.00

**Order No: WN-R60724S**

Description	Retail
Piston Pin Bushing Applications: 4250, 4440, 4640, 4840, 5720, 646D, 646A, 6602, 6620, 6622, 740A, 762A, 7720, 8430, 8440, 8450, 8820, 9940, 9950 Features: Diesel, Boreable, Used With Rods Marked R57303 and R67320	\$11.25


**Order No: WN-R74008**

 Description	Retail
Connecting Rod, Bushing Applications: 4055, 4250, 4255, 4450, 4455, 4555, 4560, 4640, 4650, 4755, 4760, 4840, 4850, 4955, 4960, 7700, 7800, 8100, 8200, 8300, 8450, 8560, 8570, 9500 Features: Diesel, Honable	\$10.00

**Order No: WN-R74008S**

Description	Retail
Piston Pin Bushing Applications: 4055, 4250, 4255, 4450, 4455, 4555, 4560, 4640, 4650, 4755, 4760, 4840, 4850, 4955, 4960, 7700, 7800, 8100, 8200, 8300, 8450, 8560, 8570, 9500 Features: Diesel, Boreable	\$10.00


**Order No: WN-R80033**

 Description	Retail
Connecting Rod, Cap Screw Applications: 1020, 1030, 1040, 1120, 1130, 1140, 1350, 1520, 1430, 1550, 1630, 1640, 1750, 1830, 1840, 1850, 1950, 2020, 2030, 2040, 820, 830, 840, 930, 940 Features: Diesel, Priced Each, 2 Per Package	\$2.25


**Order No: WN-R80034**

Description	Retail
Connecting Rod Applications: 940, 1030, 1040, 1130, 1110, 1640, 1830, 1840, 2030, 2040, 2130, 2150, 2250, 2350, 2355, 2450, 2550, 4420, 4425, 4435 Features: Diesel	\$51.00

**Order No: WN-RE27348**

 Description	Retail
Connecting Rod Bearing Applications: 820, 830, 840, 930, 940, 1020, 1030, 1040, 1120, 1130, 1140, 1350, 1520, 1530, 1550, 1630, 1640, 1750, 1830, 1840, 1850, 1950, 2020, 2030, 2040, 2150, 2155, 2250, 2255, 2350, 2355, 2440, 2510, 2520, 2550, 2555, 2750, 2755, 2855, 2940, 2950, 2955, 3050, 3055, 3100, 3150, 3155, 3255, 4030, Features: STD, For 1 Rod, Diesel Engines 152, 202 Additional Tractor Models: 4050, 4955, 5105, 5205, 5210, 5220, 5300, 5310, 5400, 5500, 6030, 6200, 6300 Additional Industrial Models: 210C, 240, 250, 260, 290D, 300, 300A, 300B, 300D, 301, 301A, 302, 302A, 310, 310A, 310B, 310C, 310D, 315C, 315D, 350, 350A, 350B, 350C, 350D, 355D, 380, 400, 400G, 401, 401A, 401B, 401C, 401D, 410, 410B, 415B, 440, 440A, 440B, 444, 444C, 444D, 450, 450A, 450B, 450C, 450D, 455D, 480, 480A, 480B, 480C, 482C, 490, 540, 540A, 540E, 544, 544A, 544E, 544G, 548E, 570, 570A, 570B, 710B, 710C, 710D Additional Harvester Models: 5200, 5400, 7200	\$7.25

**Order No: WN-RE27349**

 Description	Retail
Bearing, Connecting Rod Applications: 820, 830, 840, 930, 940, 1020, 1030, 1040, 1120, 1130, 1140, 1350, 1520, 1530, 1550, 1630, 1640, 1750, 1830, 1840, 1850, 1950, 2020, 2030, 2040 Features: .010" Oversized, For 1 Rod, Diesel	\$7.25


**Order No: WN-RE27364**

John Deere®


**Cotton Picker: Engines & Related Parts**

**Blocks & Components: Connecting Rods & Related**


Order No: WN-RE27364

Description	Retail
 Bearing, Connecting Rod Applications: 820, 830, 840, 930, 940, 1020, 1030, 1040, 1120, 1130, 1140, 1350, 1520, 1530, 1550, 1630, 1640, 1750, 1830, 1840, 1850, 1950, 2020, 2030, 2040 Features: .030" Oversized, For 1 Rod, Diesel	\$7.25

Order No: WN-RE529319

Description	Retail
 Bearing, Main Applications: CTS II, 7710, 9510, 9510SH, 9550, 9550SHI, 9560STS, 9610, 9640, 9650, 9650CTS, 9650STS, 9660, 9660CTS, 9660STS, 9680, 9750STS, 9750STS Features: STD, 6081 - 8.1L Engine	\$23.00


Order No: WN-RE534181

Description	Retail
 Bearing, Main Applications: CTS, CTS II, 9510, 9510SH, 9550, 9550SHI, 9560STS, 9610, 9640, 9650, 9650CTS, 9650STS, 9660, 9660CTS, 9660STS, 9680, 9750STS, 9750STS Features: .292mm Oversized (.011"), 8.1L Engine	\$23.00

Order No: WN-RE534182


Description	Retail
Bearing, Main Applications: CTS II, 7710, 9510, 9510SH, 9550, 9550SHI, 9560STS, 9610, 9640, 9650, 9650CTS, 9650STS, 9660, 9660CTS, 9660STS, 9680, 9750STS, 9750STS Features: .022", 6081 - 8.1L Engine	\$23.00

Order No: WN-RE534185


Description	Retail
 Bearing, Connecting Rod Applications: CTS, CTS II, 7710, 7810, 8100, 8100T, 8110, 9510, 9510SH, 9550, 9550SH, 610, 9650, 9650CTS, 9650STS, 9750STS, 9780CTS, 9970, 9976, 9986 Features: .292mm Oversized (.011"), 6081 - 8.1L Engine	\$15.75

**Blocks & Components: Crankshafts & Related**


Order No: WN-AR49025

Description	Retail
 Crankshaft, Seal, Front Applications: 3010, 3020, 4000, 4010, 4020, 4040, 4050, 4055, 4230, 4240, 4250, 4255, 4320, 4430, 4440, 4450, 4455, 4520, 4550, 4560, 4620, 4630, 4640, 4650 Features: Diesel, With Wear Sleeve	\$11.00


Order No: WN-AR74814

Description	Retail
 Bearing, Main Applications: 3010, 3020, 4000, 4010, 4020, 4040, 4050, 4055, 4230, 4240, 4250, 4255, 4320, 4430, 4440, 4450, 4455, 4520, 4550, 4555, 4560, 4620, 4630, 4640, 4840 Features: Diesel, Standard, For 1 Journal	\$11.25


Order No: WN-AR74816

Description	Retail
 Bearing, Main Applications: 3010, 3020, 4000, 4010, 4020, 4040, 4050, 4055, 4230, 4240, 4250, 4255, 4320, 4430, 4440, 4450, 4455, 4520, 4550, 4555, 4560, 4620, 4630, 4640 Features: Diesel, .010 Oversized, For 1 Journal	\$11.25


Order No: WN-AR74817

Description	Retail
 Bearing, Main Applications: 3010, 3020, 4000, 4010, 4020, 4040, 4050, 4055, 4230, 4240, 4250, 4255, 4320, 4430, 4440, 4450, 4455, 4520, 4550, 4555, 4560, 4620, 4630, 4640 Features: Diesel, .020 Oversized, For 1 Journal	\$11.25


Order No: WN-AR74818

Description	Retail
 Bearing, Main Applications: 3010, 3020, 4000, 4010, 4020, 4040, 4050, 4055, 4230, 4240, 4250, 4255, 4320, 4430, 4440, 4450, 4455, 4520, 4550, 4555, 4560, 4620, 4630, 4640 Features: Diesel, .030 Oversized, For 1 Journal	\$11.25


Order No: WN-AR77747

Description	Retail
 Thrust Washer Set Applications: 3010, 3020, 4000, 4010, 4020, 4040, 4050, 4055, 4230, 4240, 4250, 4255, 4320, 4430, 4440, 4450, 4455, 4520, 4550, 4555, 4560, 4620, 4630, 4640 Features: Diesel, Standard, For 1 Journal, Set of 3	\$17.25


Order No: WN-AR77748

Description	Retail
 Bearing, Main, Thrust Applications: 3010, 3020, 4000, 4010, 4020, 4040, 4050, 4055, 4230, 4240, 4250, 4255, 4320, 4430, 4440, 4450, 4455, 4520, 4550, 4555, 4560, 4620, 4630, 4640, 4840 Features: Diesel, Standard, Flangeless	\$13.50


Order No: WN-AR77750

Description	Retail
 Bearing, Main, Thrust Applications: 3010, 3020, 4000, 4010, 4020, 4040, 4050, 4055, 4230, 4240, 4250, 4255, 4320, 4430, 4440, 4450, 4455, 4520, 4550, 4555, 4560, 4620, 4630, 4640 Features: Diesel, .010 Oversized, Flangeless	\$13.50

Order No: WN-AR77751

Description	Retail
 Bearing, Main, Thrust Applications: 3010, 3020, 4000, 4010, 4020, 4040, 4050, 4055, 4230, 4240, 4250, 4255, 4320, 4430, 4440, 4450, 4455, 4520, 4550, 4555, 4560, 4620, 4630, 4640 Features: Diesel, .020 Oversized, Flangeless	\$13.50


Order No: WN-AR77752

Description	Retail
 Bearing, Main, Thrust Applications: 3010, 3020, 4000, 4010, 4020, 4040, 4050, 4055, 4230, 4240, 4250, 4255, 4320, 4430, 4440, 4450, 4455, 4520, 4550, 4555, 4560, 4620, 4630, 4640 Features: Diesel, .030 Oversized, Flangeless	\$13.50

Order No: WN-AR96189

Description	Retail
Crankshaft, 6 Cylinder, Diesel Applications: 4020, 4055, 4240, 4250, 4255, 4320, 4430, 4440, 4450, 4520, 4640, 4650, 4850, 5200, 5400, 5440, 5730, 6600, 6620, 7700, 7720, 8820, 9500, 9600 Features: Without Oil Pump Gear, 6-404 Late, 6-466 Early	\$1,667.00

Order No: WN-AR96189WG

Description	Retail
 Crankshaft, 6 Cylinder, Diesel Applications: 4000, 4010, 4020, 4040, 4230, 4240, 4430, 4240, 4430, 4440, 4450, 4630, 4640, 4650, 4830, 4840, 4850, 4960, 8430, 8440, 8450, 7700, 7720, 8820, 466, 600, 644, 644A, 644C, 646C,	\$2,042.00

John Deere®

**Cotton Picker: Engines & Related Parts**

**Blocks & Components: Crankshafts & Related**

**Order No: WN-AR96189WG**

690, 690A, 693C, 740, 740A, 743, 743A, 762A, 762B, 770A, 770B, 772A, 772B, 790, 790D, 792, 793D, 850B, 892D  
 Features: With Oil Pump Gear, Short Nose, 2-3/4" Shoulder To Snout 6076, 9950, 5460, 5720, 5730

**Order No: WN-AT18030**

Description	Retail
Crankshaft, 4 Cylinder, Diesel	\$639.00
Applications: 1052, 1155, 1840, 2020, 2030, 2120, 2130, 2140, 2250, 2320, 2350, 2355, 2355CS, 2440, 2450, 2510, 2520, 2530, 2535, 2550, 2555, 2555CS	
Features: 300 Series, 4.202D, 4.219D, 4.239D, 4.239DT, Does Not Incr. Bearing , 2555TSS, 2650, 2730, 2735, 2750, 2755, 2850, 2855, 2855N, 3300, 3330, 3430, 940, 3300, 6602, 499,	

**Order No: WN-AT21132**

Description	Retail
Bearing, Main, Thrust	\$20.50
Applications: 820, 830, 840, 930, 940, 1020, 1030, 1040, 1120, 1130, 1140, 1350, 1520, 1530, 1550, 1630, 1640, 1750, 1830, 1840, 1850, 1950, 2020, 2030, 2040	
Features: Diesel, .010 Oversized	

**Order No: WN-AT21134**

Description	Retail
Bearing, Main, Thrust	\$20.50
Applications: 820, 830, 840, 930, 940, 1020, 1030, 1040, 1120, 1130, 1140, 1350, 1520, 1530, 1550, 1630, 1640, 1750, 1830, 1840, 1850, 1950, 2020, 2030, 2040	
Features: Diesel, .020 Oversized	

**Order No: WN-AT21136**

Description	Retail
Bearing, Main, Thrust	\$20.50
Applications: 820, 830, 840, 930, 940, 1020, 1030, 1040, 1120, 1130, 1140, 1350, 1520, 1530, 1550, 1630, 1640, 1750, 1830, 1840, 1850, 1950, 2020, 2030, 2040	
Features: Diesel, .030 Oversized	

**Order No: WN-AT21139**

Description	Retail
Bearing, Main, Thrust	\$20.50
Applications: 820, 830, 840, 930, 940, 1020, 1030, 1040, 1120, 1130, 1140, 1350, 1520, 1530, 1550, 1630, 1640, 1750, 1830, 1840, 1850, 1950, 2020, 2030, 2040	
Features: Diesel, Standard	

**Order No: WN-NR-91708**

Description	Retail
Engine, Balancer, Bushing	\$17.25
Applications: 1640, 1830, 1840, 1950, 2020, 2030, 2120, 2130, 2140, 2350, 2355, 2440, 2450, 2510, 2520, 2550, 2555, 2630, 2640, 2650, 2750, 2755, 2850, 2855	
Features: Oversized Outer Diameter 5500N, 5510, 6100, 6200, 6210, 6300, 6310, 6400, 6410, 6500, 6510	

**Order No: WN-R525767**

Description	Retail
Connecting Rod, Bearing	\$15.75
Applications: 7710, 7810, 8100, 8100T, 8110, 8110T, 8120, 8120T, 8200, 8200T, 8210, 8210T, 8220, 8220T, 8300, 8300T, 8310, 8310T, 8320, 8320T, 8400, 8400T	

**Order No: WN-R78598**



Description	Retail
Thrust Washer, Single	\$7.25
Applications: 820, 830, 840, 930, 940, 1020, 1030, 1040, 1120, 1130, 1140, 1350, 1520, 1430, 1550, 1630, 1640, 1750, 1830, 1840, 1850, 1950, 2020, 2030, 2040	
Features: Diesel, Standard	

**Order No: WN-RE15018**

Description	Retail
Dampener Pulley	\$195.00
Applications: 4050, 4055, 4250, 4255, 4450, 4455, 4555, 4560, 4650, 4755, 4760, 4850, 4955, 4960, 8450, 9950, 9960, 9965, 9970, 664D, 770A, 770AH, 770B, 770BH, 772A, 772AH, 772B, 772BH	
Features: 4650 S/N 259893-, 8450 S/N 259893-	

**Order No: WN-RE22764**

Description	Retail
Crankshaft, Seal, Rear	\$30.00
Applications: 3010, 3020, 4000, 4010, 4020, 4040, 4050, 4230, 4240, 4250, 4320, 4430, 4440, 4450, 4455, 4520, 4555, 4560, 4620, 4630, 4640, 4650	
Features: Diesel 4050 S/N -6592	

**Order No: WN-RE27352**

Description	Retail
Bearing, Main	\$9.75
Applications: 820, 830, 840, 930, 940, 1020, 1030, 1040, 1520, 1530, 1550, 1630, 1640, 1830, 1840, 1850, 1950, 2020, 2030, 2040, 3030, 3120, 3130, 4030, 4400	
Features: STD, For 1 Journal, Diesel	

**Order No: WN-RE27353**

Description	Retail
Bearing, Main	\$9.75
Applications: 820, 830, 840, 930, 940, 1020, 1030, 1040, 1520, 1530, 1550, 1630, 1640, 1830, 1840, 1850, 1950, 2020, 2030, 2040, 3030, 3120, 3130, 4030, 4400, 5105, 5200, 5205, 5210, 5220, 5300, 5310, 5400, 240, 8875	
Features: Diesel, For 1 Journal, .010" Oversized	

**Order No: WN-RE27360**

Description	Retail
Bearing, Main	\$9.75
Applications: 820, 830, 840, 930, 940, 1020, 1030, 1040, 1120, 1130, 1140, 1350, 1520, 1530, 1550, 1630, 1640, 1750, 1830, 1840, 1850, 1950, 2020, 2030, 2040	
Features: Diesel, For 1 Journal, .020" Oversized	

**Order No: WN-RE27368**

Description	Retail
Bearing, Main	\$9.75
Applications: 820, 830, 840, 930, 940, 1020, 1030, 1040, 1120, 1130, 1140, 1350, 1520, 1530, 1550, 1630, 1640, 1750, 1830, 1840, 1850, 1950, 2020, 2030, 2040	
Features: Diesel, For 1 Journal, .030" Oversized	

**Order No: WN-RE44574**

Description	Retail
Rear Seal Crankshaft	\$26.25
Applications: 1020, 2520, 4050, 2240, 7600, 5200, 5300, 5400, 7200, 7400, 7200, 7210, 7410, 7510, 7610, 7710, 7810, 5210, 5310, 5310N, 5105, 5205, 5320N, 5420N, 5520N, 3030, 3130, 1830, 2030, 2130, 2040, 2240, 1030, 1130, 1630, 2150, 2255, 1640, 2040, 2040S, 2140, 3040, 3140, 2350, 2550, 2750, 2950	
Features: Additional	
Cotton Picker: 7445, 9930, 7450, 9935, 7455, 7460	

**Order No: WN-RE500934**

Description	Retail
Crankshaft Torsional Dampner	\$317.90

John Deere®



**Cotton Picker: Engines & Related Parts**


**Blocks & Components: Crankshafts & Related**

Order No: WN-RE500934

Applications: CTS II, 9510, 9510SH, 9550, 9550SH, 9610, 9650, 9650CTS, 9660, 9660CTS, 9680IWT, 9680WTS, 9970, 9976, 9986, 9996, 6610

Features: CTS II (Eng. S/N 039522-), 9510 (Eng. S/N 039522-), 9510SH (Eng. S/N 039522-), 9550 (S/N -156457), 9550SH (S/N -156457), 9610 (Eng. S/N 039522-)


Order No: WN-RE504199

Description	Retail
 Thrust Bearing Applications: CTS II, 9510, 9510SH, 9550, 9550 Sidehill, 9560STS, 9610, 9640, 9650, 9650CTS, 9650STS, 9660, 9660CTS, 9660STS, 9680, 9750STS, 9750STS, 7710, 7810, 7820, 7920, 8100, 8100T, 8110, 8110T, 8120, 8120T, 8200, 8200T, 8210, 8210T, 8220, 8220T, 8300, 8300T, 8310, 8310T, 8320, 8320T Features: .292mm Oversized (.011"), 6081 - 8.1L Engine Additional Applications: 8400T, 8410, 8410T, 8420, 8420T, 8520, 8520T, 9100, 9120, 9970, 9978, 9986, 9996, 6610, 6650, 7200	\$52.50

Order No: WN-RE515785

Description	Retail
Crankshaft Applications: 6505, 6510, 6515, 6520, 6605, 6715, 7410, 7210, 7220, 7320, 7410, 7420, 7425, 7510, 7515, 7520, 7525, 7610, 7810, TC54H, TC62H, TC62H, 230LC, 230LCR, 230LCRD, 270CLC, 270LC, 330B, 335, 335C, 430B, 435, 435C437C, 544H, 544HLL, 624H, 624HLL, 643H, 653E Features: 6068T, Straight Nose 6603, 6610, 6620, 6810, 6820, 6910, 6910S, 6920, 6920S, 4990, 4995, SE6510, SE6610, SE6620, 6110B, 653G, 670CH, 672CH, 690ELC, 700H, 710, 710G, 710J, 740, 750C, 750CII, 840, 843H, 850C, 460DG, 540G, 540G-III, 548GIII, 640G, 640G-III, 4700, 4710	\$1,545.54


Order No: WN-RE520036

Description	Retail
 Crankshaft, Seal, Rear Applications: 3020, 4000, 4010, 4020, 4320, 4520, 6620, 7020, 7610, 7710, 7810, 7820, 7920, 8100, 8100T, 8110, 8110T, 8120, 8200, 8200T, 8210, 8210T, 8220, 8220T, 8300, 8310, 8310T, 8320, 8320RT, 8400, 8400T, 8420, 8420T, 8520, 9500, 9510, 9550, 9560STS, 9650CTS, 9600, 9660, 9660STS, 9750STS	\$32.00


Order No: WN-RE53201

Description	Retail
Crankshaft, 6 Cylinder, Diesel Applications: 7600, 7700, 7800, 8100, 8200, 8300, 8400, 8560, 8570, 8760, 8770, 8870, 8960, 8970, 9500, 9500 SH, 9600, 9965, 9970, CTS, 644G, 6610, 6740, 6810, 6910 Features: 6076 W/ Gear, Long Nose, 3.4" From Shoulder to End of Snout	\$1,875.00

Order No: WN-RE534183


Description	Retail
 Thrust Bearing Applications: CTS II, 7710, 9510, 9510SH, 9550, 9550SHI, 9560STS, 9610, 9640, 9650, 9650CTS, 9650STS, 9660, 9660CTS, 9660STS, 9680, 9750STS, 9750STS Features: .011", Flanged	\$48.25

Order No: WN-RE534184


Description	Retail
 Thrust Bearing Applications: CTS II, 7710, 9510, 9510SH, 9550, 9550SHI, 9560STS, 9610, 9640, 9650, 9650CTS, 9650STS, 9660, 9660CTS, 9660STS, 9680, 9750STS, 9750STS	\$48.25

Features: .022", Flanged


Order No: WN-RE53422

Description	Retail
 Crankshaft, 6 Cylinder, Diesel Applications: 4020, 4055, 4240, 4250, 4255, 4320, 4430, 4440, 4450, 4520, 4640, 4650, 4850, 5200, 5400, 5440, 5730, 6600, 6620, 7700, 7720, 8820, 9500, 9600 Features: 6076 w/ Helical Gear, Short Nose, 3" Shoulder to Snout Can be used in early style blocks with Cam driven oil pump if key # R116311 is used.	\$1,894.00


Order No: WN-RE57603

Description	Retail
 Damper Pulley Applications: 8100, 8120, 8120T, 8200, 8220, 8220T, 8300, 8320, 8320T, 8400, 8410, 8420, 8420T, 9100, 6610, 6650, 9976, 9510, 9510SH, 9610, CTSII	\$195.00


Order No: WN-RE61253

Description	Retail
 Thrust Washer Set Applications: CTS II, 9510, 9510SH, 9550, 9550 Sidehill, 9560STS, 9610, 9640, 9650, 9650CTS, 9650STS, 9660, 9660CTS, 9660STS, 9680, 9750STS, 9750STS Features: STD, 8.1L Engine, Set of 3	\$38.00


Order No: WN-RE65911

Description	Retail
 Bearing, Main Applications: 5210, 5310, 5410, 5415, 5420, 5425, 5510, 5520, 5525, 6110, 6210, 6310, 6320, 6410, 6420, 6520, 7210, 7220, 7320, 7410, 7420, 7510, 7520, 7610 Features: .254mm Oversized	\$11.75

Order No: WN-RG23551

Description	Retail
 Crankshaft, 6 Cylinder, Diesel Applications: 4055, 4255, 4455, 4555, 4560, 4755, 4760, 7700, 7800, 8100, 8200, 8300, 8560, 8570, 9500, 9500SH, CTS, 9600, 644E, 644ER, 644G, 740G, 770B, 770BH, 772B, 772BH, 792D, 792DLC, 792LC, 850C, 892E, 892ELC, 892LC, 9960, 9965, 9970, 6610 Features: 6076 w/ Straight Gear, Short Nose, 3" Shoulder to Snout Tractor Models all w/ S/N 5000000-: 4055, 4255, 4455, 4555, 4560, 4755, 4760, 7700, 7800, 8100, 8200, 8300, 8560, 8570	\$1,550.00

Order No: WN-RP251225

Description	Retail
 Main Bearing Set Applications: 4320, 4520, 7020, 4620, 4760, 4055, 4255, 4455, 4555, 4560, 4755, 4050, 4240, 4430, 4630, 4040, 4230, 4650, 4050E, 4250, 4450, 4020, 4010, 8450, 4850, 8100, 7700, 7800, 8200, 8570, 8300, 8560, 4955, 4960, 4440, 8430, 4640, 8440, 4840, 4000, 9500, 9600, 6620, 6602, 7700, 6600SH, 6600 Features: .020", with Thrust Washers Additional Models: 7720, 6622, 105, 7722, 8820, CTS, 9960, 9950, 9970, 9965, 5440, 5720, 5730, 6610	\$187.00

**Blocks & Components: Cylinder Kits & Components**

Order No: WN-AR55759


Description	Retail
Piston, Ring Set Applications: 499, 699, 1072, 1420, 1520, 1530, 2030, 2040, 2320, 2330, 2520, 2840, 3120, 3130, 3530, 4020, 4030, 4400, 4420, 4425 Features: Diesel, For 1 Piston 219 & 329 CID PW Units	\$27.75

Order No: WN-AR71593

**Cotton Picker: Engines & Related Parts**

**Blocks & Components: Cylinder Kits & Components**

**Order No: WN-AR71593**

Description	Retail
 Piston, Cylinder Kit Applications: JD440A, 1420, 1520, 1530, 2030, 2270, 2320, 2420, 2520, 3120, 6600, 401, 401A, 4020, 4030, 440, 440B, 4420, 450A, 450B, 480A, 499, 540A, 570A Features: 3-164D Early, 4-219D Early, 6-329D Early, O-Rings in Sleeve	\$122.25

**Order No: WN-NAR-71618**

Description	Retail
Piston, Sleeve, O-Ring Kit Applications: 830, 840, 930, 1120, 1130, 1520, 1530, 1830, 2030, 2040, 2120, 2130, 2440, 2520, 2840, 3030, 3130, 3300, 4400 6600, 9900 Features: Diesel 2040 S/N -349000, 6600 S/N 156501-	\$6.00

**Order No: WN-NR-123969**

Description	Retail
Piston, Sleeve Applications: 4050, 4240, 4250, 4440, 4450, 4640, 4650, 4840, 4850, 6620, 7720, 8430, 8440, 8450, 8820, 9940, 9950 Features: Diesel 9-11/8" LONG, 4.56" BORE, 466CID, 7.6L 4050 S/N -6592	\$99.50


**Order No: WN-NR-57771**

Description	Retail
Piston, Pin Applications: 4250, 4440, 4450, 4640, 4650, 4840, 4850, 6620, 7720, 8430, 8440, 8450, 8820, 9940, 9950 Features: Diesel	\$16.00


**Order No: WN-NRE-48380**

Description	Retail
Piston, Ring Set Applications: 4250, 4440, 4450, 4640, 4650, 4840, 4850, 6620, 7720, 8430, 8440, 8450, 9940, 9950 Features: Diesel, For 1 Piston	\$39.75


**Order No: WN-RE23160**

Description	Retail
 Piston, Cylinder Kit Applications: 600, 699, 4040, 4230, 6600, 7700 Features: Diesel, For 1 Piston (4040, 4230, 6600, 7700, All S/N 335845-)	\$144.50


**Order No: WN-RE30250**

Description	Retail
 Piston, Cylinder Kit Applications: 940, 1040, 1140, 1350, 1550, 1630, 1640, 1750, 1840, 1850, 2040, 2150, 2155, 220, 2255, 2350, 2355, 2355N, 2450, 2550, 2555, 2650 Features: 3-179D, 4-239D, 6-359D, High Ring 2040 S/N 350000-	\$129.00

**Order No: WN-RE33115**


Description	Retail
 Piston, Cylinder Kit Applications: 1052, 1155, 1950, 2140, 2250, 2450, 2555, 2555TSS, 2650, 2750, 2755, 2850, 2855, 2855N, 3430, 3650, 4040, 5500N, 7445, 7450, 9400, 9920, 9930, 310C, 310D, 315C, 315D, 444D, 540E, 544E, 544G, 570B, 710D, 7445, 3830, 6500, 6600 Features: Diesel, High Ring, For Turbo Tractors 4040 S/N 6593-	\$129.00

**Order No: WN-RE48818**


Description	Retail
 Piston, Ring, Set Applications: 4420, 4425, 840, 940, 1040, 1140, 1350, 1550, 1630, 1640, 1750, 1830, 1840, 1850, 1950, 2140, 2150, 2155, 2240, 2255, 2350, 2355,	\$20.00

2355N, 2450, 2550, 2555, 2630, 2640, 2650, 2750, 2755, 2850, 2940, 2950, 2955, 3040, 3050, 3055, 3140, 3150, 3155, 3255, 3350, 3640, 3650, 4050, 4420, 4425  
Features: Diesel, For 1 Piston, 3 Ring Set  
Additional Models: 5000, 5200, 5210, 5300, 5310, 5400, 5500, 5500N, 6200, 6210, 6300, 6310, 6400, 6500, 6600, 7200, 9910, 9920, 9930, 2040 S/N 350000-

**Order No: WN-RE507920**

Description	Retail
 Piston, Cylinder Kit Applications: 3400, 5210, 5310, 5310N, 5320, 5325, 5410, 5415, 5420, 5425, 5425N, 5510, 5510N, 5520, 5520N, 5525, 5525N, 5615, 5715, 5725, 6700, 7455, 9935 Features: 4045T & 6068T Powertech with R123959 Connecting Rod	\$156.75


**Order No: WN-RE53321**

Description	Retail
 Piston, Cylinder Kit Applications: 1072, 1530, 2040, 2330, 2840, 301A, 302, 302A, 310, 310B, 3130, 3300, 350B, 350C, 350D, 3530, 4030, 401B, 401C, 401D, 410, 410B, 4400, 4425, 499 Features: 3-164D Late, 4-219D Late, 6-329D Late, O-Rings in Block	\$122.25

**Order No: WN-RE57517**

Description	Retail
Piston, Ring Set Applications: 4055, 4255, 4455, 4555, 4560, 4755, 4760, 4955, 4960, 7700, 7800, 8100, 8200, 8300, 9500, 9600, 9960 Features: Diesel, For 1 Piston	\$52.50


**Order No: WN-RE60294**

Description	Retail
 Cylinder Kit Applications: CTS, 644E, 644EH, 644ER, 644EZ, 644G, 792DLC, 850C, 892ELC, 4055, 4255, 4455, 4555, 4560, 4755, 4760, 6610, 7700, 7800, 8100, 8200, 8300, 8570, 9500, 9600, 9960, 9965, 9970 Features: Diesel, High Ring Piston Marked RE57512	\$193.50

**Order No: WN-RP1288**

Description	Retail
Cylinder Kit Applications: CTS, 644E, 644EH, 644ER, 644EZ, 644G, 792DLC, 850C, 892ELC, 4055, 4255, 4455, 4555, 4560, 4755, 4760, 6610, 7700, 7800, 8100, 8200, 8300, 8570, 9500, 9600, 9960, 9965, 9970 Features: Hyperperformance, 6076T/A/H, High Ring Piston	\$294.50

**Order No: WN-RP288**

Description	Retail
 Piston, Cylinder Kit Applications: 820, 830, 930, 1120, 1130, 1520, 1530, 1830, 2030, 2040, 2120, 2130, 2520, 3120, 3130, 4030, 4400 Features: Diesel, For 1 Piston, O-Ring on Liner, 1.19" Dia. Piston Pin 2040 S/N -349000, 2520 S/N -157575	\$177.50

**Order No: WN-RP764**

Description	Retail
Piston, Cylinder Kit Applications: 6620 Early, 7720, 8820, 9940 Early, 5720 Early, 4440, 4640, 4840, 8430, 8440, 8450 Early, Features: 6466T Early, 6466A Early, Hypereutectic Pistons	\$278.00

**Blocks & Components: Gaskets**


**Order No: WN-AR98845**

John Deere®


**Cotton Picker: Engines & Related Parts**

**Blocks & Components: Gaskets**


Order No: WN-AR98845

Description	Retail
 Gasket, Overhaul Set Applications: 4250, 4440, 4450, 4640, 4650, 4840, 4850, 5460, 5720, 5730, 644C, 644D, 646A, 6602, 6620, 6622, 7720, 8820, 8430, 8440, 8450, 9940, 9950 Features: Diesel	\$195.75


Order No: WN-NR-43751

Description	Retail
 Gasket, Turbo Applications: 4250, 4320, 4430, 4440, 4450, 4520, 4620, 4630, 4640, 4650, 4840, 4850, 6600, 6620, 7700, 7720, 8430, 8440, 8450, 8820, 9940, 995 Features: Diesel 6600 S/N 156502-	\$3.35


Order No: WN-NR-50397

Description	Retail
 Intake Manifold Gasket Applications: 4000, 4020, 4040, 4050, 4230, 4240, 4250, 4320, 4430, 4440, 4450, 4520, 4620, 4630, 4640, 4650, 4840, 4850, 6600, 6620, 7020, 8430, 8440, 8450, 5200, 5400, 5440, 5460, 5720, 5730, 5820, 5830, 9940, 9950 Features: Diesel, Package of 2, Sold Individually Additional Applications: 7700, 7720, 8430, 8440, 8450, 8820, 9540, 9950 6600 S/N 156501-	\$4.00


Order No: WN-R521228

Description	Retail
 Oil Pan Gasket Applications: CTS, CTS II, 7700, 7710, 7800, 7810, 7820, 7920, 8560, 8570, 9100, 9120, 9500, 9510, 9550, 9550SH, 9560STS, 9570STS, 9600, 9610, 9640, 9650, 9650CTS, 9650STS, 9660, 9660CTS, 9660STS, 9680, 9750STS, 9760STS, 9960, 9965, 9970, 9976, 9986, 9996 Features: Diesel, 6076 & 6081 Only Additional Applications: 330CLC, 330LC, 330LCR, 370, 370C, 644G, 644H, 644J, 724J, 792DLC, 850J, 892ELC, 4920	\$42.75


Order No: WN-R97342

Description	Retail
 Gasket, Oil Pan Applications: 1640, 1830, 1840, 2020, 2030, 2040, 2120, 2130, 2140, 2350, 2355, 2440, 2450, 2510, 2520, 2550, 2555, 2630, 2640, 2650, 2750, 2755, 2850, 2855 Features: Diesel	\$17.97

Order No: WN-RE38851


Description	Retail
 Head Gasket Set Applications: 499, 1640, 1830, 1840, 2030, 2040, 2040S, 2120, 2130, 2140, 2270, 2280, 2350, 2355, 2360, 2420, 2440, 2520, 2550, 2555CS, 2555TSS, 2630, 2640, 2650, 2650N, 2750, 2755, 2850, 2855N, 3300, 3430, 3830, 4400, 6000, 6100, 6500, 6600 Features: Diesel Additional Applications: 70, 70D, 190E, 210C, 290D, 300D, 310A, 310B, 310C, 310D, 315C, 315D, 344E, 344G, 400G, 401B, 401C, 401D, 410, 410B, 410C, 410D, 415B, 444E, 444G, JD450B, 450C, 450D, 450E, 450G, 455D, 455E, 455G, 490, 490D, 490E, 495D, 510B, 510C, 510D, 515B, JD550, 550A, 550B, 550G, JD555, 555A, 555B, 555G, 590D, 595, 595D, 610B, 650G	\$49.00

Order No: WN-RE38852


Description	Retail
 Head Gasket Set Applications: 499, 655, 655B, 690D, 690DR, 690ELC, 699, 710B, 710C, 710D, JD750, 750B,	\$73.75

750C, JD755, 755A, 755B, 755BH, 790ELC, 2840, 2940, 2950, 2955, 3030, 3040, 3055, 3130, 3140, 3150, 3155, 3255, 4030, 4050, 4400, 4420, 4425, 4435, 6600, 7200, 7400, 7500, 7600, 9400, 9900, 9910, 9920, 9930  
 Features: Diesel, Upper Fits John Deere Engine(s) 359 (Diesel), 6059T (Diesel), 6068T (Diesel);  
 Additional Applications: JD444, 444C, 444CH, 444D, JD544A, JD544B, 544C, 544D, 544DH, 544E, 544EH, 544G, 544GH, 624E, 624EH, 624G, 624GH


Order No: WN-RE501581

Description	Retail
 Gasket, Overhaul Set Applications: 329 Features: Diesel 329 CID Engines	\$160.25


Order No: WN-RE527551

Description	Retail
 Gasket, Overhaul Set Applications: 7710, 7810, 7820, 7920, 8120, 8120T, 8220, 8220T, 8320, 8320T, 8420, 8420T, 8520, 8520T, 9120, 9640, 9560STS, 9570STS, 9640, 850J, 330CLC, 370C, 644H, 644J, 724J, 9996, 7200, 4920 Features: Diesel, Major, Less Crankshaft Seals	\$654.50


Order No: WN-RE527552

Description	Retail
 Head Gasket Set Applications: 330CLC, 370C, 644H, 644J, 724J, 850J, 4920, 7200, 7710, 7810, 7820, 7920, 8120, 8120T, 8220, 8220T, 8320, 8320T, 8420, 8420T, 8520, 8520T, 9120, 9560STS, 9570STS, 9640, 9650, 9650CTS, 9650STS, 9660, 9660CTS, 9660STS, 9680, 9760STS, 9996 Features: Diesel, Less Intercooler Gaskets	\$443.50


Order No: WN-RE57186

Description	Retail
 Head Gasket Set Applications: CTS II, 330LC, 330LCR, 370, 644H, 644G, 850C, 850C-II, 6610, 6650, 7710, 7810, 8100, 8100T, 8110, 8110T, 8200, 8200T, 8210, 8210T, 8300, 8300T, 8310, 8310T, 8400, 8400T, 8410, 8410T, 9100, 9510, 9550, 9550SH, 9610, 9650, 9650CTS, 9650STS, 9750STS, 9970, 9976, 9986 Features: Diesel, Less Intercooler Gaskets	\$147.25


Order No: WN-RE66085

Description	Retail
 Inframe Gasket Set Applications: 544H, 544J, 624H, 690ELC, 700H, 700J, 710D, 710G, 750C, 750C-II, 750J, 1165, 1170, 1175, 1175H, 1450CWS, 1450WTS, 1550CWS, 1550WTS, 6250, 6520, 6603, 6605, 6620, 6615, 6715, 7210, 7220, 7320, 7405, 7410, 7420, 7500, 7510, 7520, 7610, 7815, 9400, 9410, 9450, 9540WTS, 9935 Features: Diesel, In-Chassis, 6.8L Powertech Additional Applications: TC54H, TC62H, 200CLC, 200LC, 230CLC, 230LC, 230LCR, 230LCRD, 270CLC, 270LC, 4700, 4710, 4990, 4995	\$103.00

Order No: WN-RG27878

Description	Retail
 Gasket, Overhaul Set Applications: 5730, 5830, 8560, 8760, 8960, 9500, 9600, 9960 Features: Out of Frame, 6076 Diesel Early	\$233.50

Order No: WN-RG27883

Description	Retail
 Head Gasket Set Applications: 644C, 644D, 690C, 690CR, 790, 790D, 792, 850B, 892DLC, 4050E, 4250, 4440, 4450, 4455, 4640, 4650, 4840, 4850, 5720, 5730, 6602, 6620, 6622, 7720, 7722, 8430, 8440, 8450,	\$236.50



**Cotton Picker: Engines & Related Parts**

**Blocks & Components: Gaskets**

**Order No: WN-RG27883**

8820, 9940, 9950  
Features: Premium Gasket Set, With Intercooler Gaskets

**Order No: WN-RG27884**



Description	Retail
Head Gasket Set Applications: 644E, 644EH, 644ER, 644EZ, 644G, 792DLC, 850C, 892ELC, 4055, 4255, 4455, 4455, 4560, 4755, 4760, 4955, 4960, 6610, 7700, 7800, 8100, 8200, 8300, 8560, 8570, 9500, 9600, 9960, 9965, 9970, CTS Features: Diesel, 6.076H Engine, With Intercooler Gaskets	\$120.75

**Order No: WN-RP342**

Description	Retail
Oil Pan Gasket Set Applications: 55, 95, 95H, JD444, 444C, 444CH, 444D, 499, JD544, JD544A, 699, 710B, 2840, 3030, 3120, 3130, 4400, 4420, 6600, 9900 Features: Diesel	\$23.25

**Order No: WN-RP343**

Description	Retail
Oil Pan Gasket Set Applications: 624E, 624EH, 624G, 624GH, 655, 655B, 690D, 690DR, 690ELC, 710B, 710C, 710D, JD750, 750B, 750C, JD755, 755A, 755B, 755BH, 790ELC, 2940, 2950, 2955, 3040, 3055, 3140, 3150, 3155, 3255, 4050, 4420, 4425, 4435, 7200, 7400, 7500, 7600, 9400, 9910, 9920, 9930 Features: Diesel; 6539, 6414, 6059, 6068 Engines Additional Applications: 444D, JD544B, 544C, 544D, 544DH, 544E, 544EH, 544G, 544GH	\$23.25

**Order No: WN-RP621**



Description	Retail
Oil Pan Gasket Set Applications: CTS, 644E, 644EH, 644ER, 644EZ, 644G, 792DLC, 850C, 892ELC, 4055, 4255, 4455, 4455, 4560, 4755, 4760, 4955, 4960, 6610, 7700, 7800, 8560, 8570, 9500, 9600, 9960, 9965, 9970 Features: Diesel	\$65.00

**Order No: WN-RP771**

Description	Retail
Split Gasket Set Applications: 4040, 4050, 4050E, 4055, 4230, 4240, 4250, 4255, 4430, 4440, 4450, 4455, 4555, 4560, 4630, 4640, 4650, 4755, 4760, 4840, 4850, 4955, 4960, 5200, 5440, 5720, 5730, 6600, 6600SH, 6602, 6620, 6622, 7020, 7700, 7720, 7722, 8430, 8440, 8450, 8560, 8820, 9500, 9600, 9940, 9950, 9960 Features: Includes 2 Split Gaskets: R89441 & R90249 Tractors with SRT or QRT; Additional Applications: 644C, 644D, 644E, 644EH, 644ER, 644EZ, 690B, 690C, 690CR, 790, 790D, 792, 850B, 892DLC	\$15.75

**Blocks & Components: Manifolds**

**Order No: WN-R46472**



Description	Retail
Manifold, 6 Cylinder, Diesel, Exhaust, Rear Section Applications: 4050, 4050E, 4055, 4240S, 4250, 4255, 4320, 4350, 4430, 4440, 4450, 4455, 4630, 4640, 4650, 4840, 4850, 4755, 4955, 6600, 6602, 6620, 6622, 7700, 7720, 8820, 9940, 9950, 9960, 9965, 9976, 9970, 9986, 9996, 7020, 8430, 8440, 8450, 8560, 8570, 9100, 9120, 9220, 9320, 9420, 9520, 9620 Features: 4050 ES/N 284598-306869, 4555 ES/N -165526, 4755 ES/N -165526, 7020 Engine S/N 335846-, 8430 Model Year 1974-1981; Industrial: 644C, 644D, 646C, 690B, 690C, 690CR, 692C	\$145.00

644C, 644D, 646C, 690B, 690C, 690CR, 693C, 740, 740A, 770A, 770B, 772A, 772B, 850B; Forage Harvesters: 5200, 5400, 5440, 5720, 5730, 7200, 6650, 6610, 5440

**Order No: WN-R86029**



Description	Retail
Exhaust Manifold Applications: 4055, 4255, 4455, 4555, 4755, 4955, 8560, 8570, 9100, 9120, 9220, 9320, 9420, 9520, 9620, 6610, 6650, 7200, 9960, 9965, 9970, 9976, 9986, 9996, 540, 548E, 560D, 640, 644, 648, 660D, 740, 748, 848G Features: Front	\$270.68

**Blocks & Components: Turbos**

**Order No: WN-RE29308**



Description	Retail
Turbo Charger Applications: CTS, 4055, 4255, 4455, 4555, 4560, 4755, 4760, 4955, 4960, 6076, 640E, 644E, 644EZ, 644G, 740G, 9960 Features: 644E Eng S/N -196127, 644EZ Eng S/N -196127	\$510.00

**Order No: WN-RE29883**



Description	Retail
Turbo Charger Applications: 9400, 9930, 7445, 7450, 6059T, 6359T, 6414D, 6414T, 640E, 648E, 690ELC, 750C, 790ELC Features: Includes Oil Inlet Adapter and Mounting Gaskets	\$870.61

**Order No: WN-RE531288**

Description	Retail
Turbocharger Applications: 8225R, 8245R, 8270R, 8295R, 8320R, 8345R, 8295RT, 8320RT, 8345RT, 8235R, 8260R, 8285R, 8310R, 8335R, 8360R, 8310RT, 8335R, 8360R, 8310RT, 8335RT, 8360RT, 8130, 8230, 8330, 8430, 8530, 8230T, 8330T, 8430T, 9670STS, 9770STS, S650, S660, S670, S670HM Features: Industrial: 724K, 744K, 350GLC, E330LC, E360, Forage Harvester: 7250, 7180, 8100, 8200, Sprayer: 4930, 4940, R4038, Cotton Picker: 7660	\$875.17

**Cylinder Heads: Bolts**

**Order No: WN-NR42462**

Description	Retail
Cylinder Head, Bolt Applications: 3010, 3020, 4000, 4010, 4020, 4040, 4050, 4055, 4230, 4240, 4250, 4255, 4320, 4430, 4440, 4450, 4455, 4520, 4550, 4555, 4560, 4620, 4630, 4640 Features: 6-404D, S/N 214, 999-, 3"	\$18.50

**Order No: WN-NR42463**

Description	Retail
Cylinder Head, Bolt Applications: 3010, 3020, 4000, 4010, 4020, 4040, 4050, 4055, 4230, 4240, 4250, 4255, 4320, 4430, 4440, 4450, 4455, 4520, 4550, 4555, 4560, 4620, 4630, 4640 Features: 6-404D, S/N 214, 999-, 4.9"	\$12.50

**Order No: WN-NR42464**

Description	Retail
Cylinder Head, Bolt Applications: 3010, 3020, 4000, 4010, 4020, 4040, 4050, 4055, 4230, 4240, 4250, 4255, 4320, 4430, 4440, 4450, 4455, 4520, 4550, 4555, 4560, 4620, 4630, 4640 Features: 6-404D, S/N 214, 999-, 6"	\$11.00

**Order No: WN-NR-88042**

Description	Retail
Cylinder Head, Bolt	\$3.55

**Cotton Picker: Engines & Related Parts**

**Cylinder Heads: Bolts**

**Order No: WN-NR-88042**

Applications: 3010, 3020, 4000, 4010, 4020, 4040, 4050, 4055, 4230, 4240, 4250, 4255, 4320, 4430, 4440, 4450, 4455, 4520, 4550, 4555, 4560, 4620, 4630, 4640, 4755, 4760, 4840, 4850, 4955, 4960, 6600, 6020, 7020, 7700, 7720, 7800, 8100, 8200, 8300, 8430, 8440, 8450, 8820, 9500, 9600, 9940, 9950, 9960  
Features: Diesel, 9/16" X 3-1/4" 6600 S/N 156502-

**Order No: WN-NR-88043**

Description	Retail
Cylinder Head, Bolt	\$4.95
Applications: 3010, 3020, 4000, 4010, 4020, 4040, 4050, 4055, 4230, 4240, 4250, 4255, 4320, 4430, 4440, 4450, 4455, 4520, 4550, 4555, 4560, 4620, 4630, 4640	
Features: Diesel, 9/16" X 5-1/4" 4755, 4760, 4840, 4850, 4955, 4960, 6600 S/N 156502-, 6020, 7020, 7700, 7720, 7800, 8100, 8200, 8300, 8430, 8440, 8450, 8820, 9500, 9600, 9940, 9950, 9960	

**Order No: WN-NR-88044**

Description	Retail
Cylinder Head, Bolt	\$6.70
Applications: 3010, 3020, 4000, 4010, 4020, 4040, 4050, 4055, 4230, 4240, 4250, 4255, 4320, 4430, 4440, 4450, 4455, 4520, 4550, 4555, 4560, 4620, 4630, 4640	
Features: Diesel, 9/16" X 6-1/4" 4755, 4760, 4840, 4850, 4955, 4960, 6600 S/N 156502-, 6020, 7020, 7700, 7720, 7800, 8100, 8200, 8300, 8430, 8440, 8450, 8820, 9500, 9600, 9940, 9950, 9960	

**Order No: WN-NR-88045**

Description	Retail
Cylinder Head, Bolt	\$7.05
Applications: 3010, 3020, 4000, 4010, 4020, 4040, 4050, 4055, 4230, 4240, 4250, 4255, 4320, 4430, 4440, 4450, 4455, 4520, 4550, 4555, 4560, 4620, 4630, 4640	
Features: Diesel, 9/16" X 7-1/4" 4755, 4760, 4840, 4850, 4955, 4960, 6600 S/N 156502-, 6020, 7020, 7700, 7720, 7800, 8100, 8200, 8300, 8430, 8440, 8450, 8820, 9500, 9600, 9940, 9950, 9960	

**Order No: WN-RP-365**



Description	Retail
Cylinder Head, Bolt, Set	\$154.00
Applications: 4000, 4020, 4040, 4050, 4230, 4240, 4250, 4430, 4440, 4630, 4640, 4840, 6600, 6620, 7700, 7720, 8820, 8430, 8440, 9940	
Features: Diesel, 26 Bolts, 6=3 1/4", 5= 5 1/4", 8=6 1/4", 7= 7 1/4" 6600 S/N 156502-	

**Order No: WN-RP-366**



Description	Retail
Cylinder Head, Bolt, Set	\$87.50
Applications: 4055, 4250, 4255, 4450, 4455, 4650, 4755, 4555, 4760, 4850, 7800, 8100, 8200, 8300, 8450, 8560, 8570, 9500, 9600, 9950, 9960	
Features: Diesel, 26 Bolts, 11= 5 1/4", 8= 6 1/4", 7= 7 1/4"	

**Cylinder Heads: Gaskets**

**Order No: WN-NAR-98851**

Description	Retail
Gasket, Cylinder Head	\$121.00
Applications: 4250, 4440, 4450, 4640, 4650, 4840, 4850, 6620, 7720, 8430, 8440, 8450, 9940, 9950	
Features: Diesel	

**Order No: WN-NR-49866**

Description	Retail
Gasket, Rocker Arm Cover	\$8.05
Applications: 4000, 4010, 4020, 4040, 4050, 4055, 4230, 4240, 4250, 4255, 4320, 4430, 4440, 4450,	

4455, 4520, 4550, 4555, 4620, 4630, 4640, 4650, 4755, 4760, 4840, 4850, 4955, 4960, 6600, 6620, 7020, 7700, 7720, 7800, 8100, 8200, 8300, 8430, 8440, 8450, 8560, 8570, 8820, 9500, 9600, 370, 644A, 644C  
Features: Diesel 6600 S/N 156502-, Additional Models Cotton Pickers: 5200, 5400, 5440, 5730, 6610, 6650, 7200, 9940, 9950, 9960, 9965, 9970, 9976

**Order No: WN-NR-97356**

Description	Retail
Gasket, Cylinder Head	\$16.50
Applications: 820, 830, 840, 930, 940, 1020, 1030, 1040, 1120, 1130, 1140, 1350, 1520, 1530, 1550, 1630, 1750, 1850, 1950, 2040, 2150, 2155, 2240, 2255, 2355N	
Features: Diesel 5000, 5200, 5300, 5310, 5400, 5400N, 5500	

**Order No: WN-NRG-22247**

Description	Retail
Gasket, Cylinder Head, Set, Premium	\$180.00
Applications: 4250, 4440, 4450, 4640, 4650, 4840, 4850, 6620, 6622, 7720, 7722, 8430, 8440, 8450, 8820, 9940, 9950	
Features: Diesel	

**Order No: WN-R75728**

Description	Retail
Gasket, Valve Cover	\$20.92
Applications: 2840, 2940, 2950, 2955, 3030, 3040, 3140, 3055, 3255, 3120, 3150, 3155, 4030, 4400, 4425, 7600, 7700, 7800, 9900, 9910, 9920, 9400	
Features: 6 Cylinder	

**Cylinder Heads: Valves & Related**

**Order No: WN-451198**

Description	Retail
Cylinder Head, Valve, Cap	\$3.50
Applications: 9500, 9600, CTS, 7700, 7800, 8100, 8200, 8300, 8570, 9965, 9970, 6610	
Features: Diesel 9600 S/N 5000000-, 8300 S/N -9999, 8570 S/N 568444-9960 Late, 9965, 9970 Early, 6610 Early	

**Order No: WN-NR-50357**

Description	Retail
Cylinder Head, Valve, Exhaust	\$18.75
Applications: 4230, 4320, 4430, 4520, 4620, 4630, 6600, 7020, 7700	
Features: Diesel 6600 S/N 156502-	

**Order No: WN-NR-50358**

Description	Retail
Cylinder Head, Valve, Intake	\$12.75
Applications: 4250, 4320, 4430, 4440, 4450, 4520, 4620, 4630, 4640, 4650, 4840, 4850, 6600, 6620, 7020, 7700, 7720, 8430, 8440, 8450, 8820, 9940, 9950	
Features: Diesel 6600 S/N 156502-	

**Order No: WN-NR-51734**

Description	Retail
Cylinder Head, Valve, Exhaust, Seat	\$17.50
Applications: 820, 830, 840, 930, 940, 1020, 1030, 1040, 1120, 1130, 1140, 1350, 1520, 1530, 1550, 1630, 1640, 1750, 1830, 1840, 1850, 1950, 2020, 2030, 2040, 2120, 2130, 2140, 2150, 2155, 2240, 2255, 2350, 2355, 2355N, 2440, 2450, 2510, 2520, 2550, 2555, 2630, 2640, 2650, 2750, 2755, 2840, 2850, 2855	
Features: Diesel, 2 Per Package Additional Applications: 2940, 2950, 2955, 3030, 3040, 3050, 3055, 3120, 3130, 3140, 3150, 3155, 3255, 3640, 3650, 4030, 4050 S/N 6593-, 4400, 4420, 4425, 5000, 5300, 9900, 9910, 9920, 9930	

**Order No: WN-NR-79623**

**Cotton Picker: Engines & Related Parts**

**Cylinder Heads: Valves & Related**

**Order No: WN-NR-79623**

Description	Retail
Cylinder Head, Valve, Intake Applications: 820, 830, 840, 930, 940, 1020, 1030, 1040, 1120, 1130, 1140, 1350, 1520, 1530, 1550, 1630, 1640, 1750, 1830, 1840, 1850, 2020, 2030, 2040, 2120, 2130, 2150, 2155, 2240, 2255, 2350, 2355, 2355N, 2440, 2450, 2510, 2520, 2550, 2555, 2630, 2640, 2840, 2940, 2950, 2955, 3030, 3040, 3050, 3055 Features: Diesel, Standard 3120, 3130, 3140, 3150, 3155, 3255, 3300, 3350, 3640, 4030, 4050 S/N 6593-, 4400, 4420, 4425, 5000, 5300, 5400, 6600 S/N -156501, 9900, 9910	\$12.00

**Order No: WN-NR-79624**

Description	Retail
Cylinder Head, Valve, Exhaust Applications: 820, 830, 840, 930, 940, 1020, 1030, 1040, 1120, 1130, 1140, 1350, 1520, 1530, 1550, 1630, 1640, 1750, 1830, 1840, 1850, 2020, 2030, 2040, 2120, 2130, 2150, 2155, 2240, 2255, 2350, 2355, 2355N, 2440, 2450, 2510, 2520, 2550, 2555, 2630, 2640, 2840, 2940, 2950, 2955, 3030, 3040, 3050, 3055 Features: Diesel, Standard 3120, 3130, 3140, 3150, 3155, 3255, 3300, 3350, 3640, 4030, 4050 S/N 6593-, 4400, 4420, 4425, 5000, 5300, 5400, 6600 S/N -156501, 9900, 9910	\$13.25

**Order No: WN-NR-83071**

Description	Retail
Cylinder Head, Valve, Intake Applications: 1950, 2140, 2650, 2750, 2755, 2850, 3650, 4050, 9400, 9920, 9930 Features: Diesel 4050 S/N 6593-	\$18.25

**Order No: WN-NR-84618**

Description	Retail
Cylinder Head, Valve, Intake Applications: 4255, 4455, 4555, 4560, 4755, 4760, 4955, 4960, 7700, 7800, 8100, 8200, 8300, 8400, 8560, 8570, 9500, 9600, 9960 Features: Diesel, 6081, 8.1L Engine	\$15.75

**Order No: WN-NR-84619**

Description	Retail
Cylinder Head, Valve, Exhaust Applications: 4255, 4455, 4555, 4560, 4755, 4760, 4955, 4960, 7700, 7800, 8100, 8200, 8300, 8400, 8560, 8570, 9500, 9600, 9960 Features: Diesel, 6081, 8.1L Engine	\$29.00

**Order No: WN-NR-87627**

Description	Retail
Cylinder Head, Valve, Seal Applications: 820, 830, 840, 930, 940, 1020, 1030, 1040, 1120, 1130, 1140, 1350, 1520, 1430, 1550, 1630, 1640, 1750, 1830, 1840, 1850, 1950, 2120, 2130, 2140, 215, 2155, 2020, 2030, 2040, 2240, 2255, 2350, 2355, 2355N, 2440, 2450, 2510, 2520, 2550, 2555, 2630, 2640, 2650, 2750, 2755, 2840, 2850, 2855 Features: 2940, 2950, 2955, 3030, 3040, 3050, 3055, 3120, 3130, 3140, 3150, 3155, 3255, 3640, 3650, 4030, 4050 s/n 6593-, 4400, 4420, 4425, 5000, 5200, 5300, 5310, 5400, 5400N, 5410, 5500, 5500N, 5510, 6100, 6200, 6210, 6300, 6310, 6400, 6410, 6500, 6510, 6600, 6800, 6900, 9900, 9910, 9920, 9930	\$0.50

**Order No: WN-NRE-11410**

Description	Retail
Cylinder Head, Valve, Intake, Rotator Applications: 4050 S/N -6592, 4055, 4240, 4250,	\$8.25

4255, 4320, 4430, 4440, 4450, 4455, 4520, 4555, 4560, 4620, 4630, 4640, 4650, 4755, 4760, 4840, 4850, 4955, 4960, 6600, 6620, 7020, 7700, 7720, 7800, 8100, 8200, 8300, 8430, 8440, 8450, 8560, 8570, 8760, 8770, 8820, 8870, 9500, 9600, 9940, 9950, 9960  
Features: Diesel 6600 S/N 156502-, 4050 S/N -6592

**Order No: WN-NT-20077**

Description	Retail
Cylinder Head, Valve, Spring, Lock Applications: 820, 830, 840, 930, 940, 1020, 1030, 1040, 1120, 1130, 1140, 1350, 1520, 1530, 1550, 1630, 1640, 1750, 1830, 1840, 1850, 1950, 2020, 2030, 2040, 2120, 2130, 2140, 2150, 2155, 2240, 2255, 2350, 2355, 2355N, 2440, 2450, 2510, 2520, 2550, 2555, 2630, 2640, 2650, 2750, 2755, 2840, 2850, 2855 Features: 2940, 2950, 2955, 3030, 3040, 3050, 3055, 3120, 3130, 3140, 3150, 3155, 3255, 3640, 3650, 4030, 4050 S/N 6593-, 4400, 4420, 4425, 5000, 5300, 9900, 9910, 9920, 9930	\$0.30

**Order No: WN-NT-20129**

Description	Retail
Cylinder Head, Valve, Cap Applications: 820, 830, 840, 930, 940, 1020, 1030, 1040, 1120, 1130, 1140, 1350, 1520, 1530, 1550, 1630, 1640, 1750, 1830, 1840, 1850, 1950, 2020, 2030, 2040, 2120, 2130, 2140, 2150, 2155, 2240, 2255, 2350, 2355, 2355N, 2440, 2450, 2510, 2520, 2550, 2555, 2630, 2640, 2650, 2750, 2755, 2840, 2850, 2855 Features: 2940, 2950, 2955, 3030, 3040, 3050, 3055, 3120, 3130, 3140, 3150, 3155, 3255, 3640, 3650, 4030, 4050 S/N 6593-, 4400, 4420, 4425, 5000, 5300, 9900, 9910, 9920, 9930	\$2.00

**Order No: WN-RP-223**

Description	Retail
Cylinder Head, Valve, Intake, Seat Applications: 820, 830, 840, 930, 1040, 1120, 1130, 1140, 1350, 1520, 1530, 1550, 1630, 1640, 1750, 1830, 1840, 1850, 1950, 2020, 2030, 2040, 2120, 2130, 2140, 2150, 2155, 2240, 2255, 2350, 2355, 2440, 2450, 2510, 2520, 2550, 2555, 2630, 2640, 2650, 2750, 2755, 2850, 2855, 2940, 2950, 2955, 3030, 3040 Features: 45 Degrees Additional Applications: 3050, 3120, 3130, 3140, 3150, 3155, 3255, 3300, 3350, 3640, 3650, 4030, 4050 S/N 6593-, 4400, 4420, 4425, 9900, 9910, 9920, 9930	\$9.50

**Order No: WN-RP959335**

Description	Retail
Valve Train Kit Applications: 4055, 4255, 4455, 4555, 4560, 4755, 4760, 4955, 4960, 7700, 7800, 8100, 8200, 8300, 8560, 8570, 9500, CTS, 9970, 9965, 644E, 644E, Z, 644ER, 644EH, 644G Features: Incl. Intake And Exhaust Valves, Springs And Keepers	\$268.00

**Order No: WN-VTK17892**

Description	Retail
Cylinder Head, Valve Train, Kit Applications: 6600, 6602, 6620, 6622, 7700, 7720, 8820, 9940, 9950, 5440, 5460, 5720, 5730, 644C, 644D, 646A, 690B, 690C, 693C, 740, 740A, 762A, 762B, 770A, 770B, 790D, 850B, 892D, 4320, 4430, 4440, 4450, 4630, 4640, 4650, 4840, 4850, 8430, 8440, 8450 Features: STD, Int & Exhaust Valves, Inserts, Keepers, Springs, O-Rings, Caps 6600 S/N 335845-, 6602 w/ 6.466T S/N 253373- & 6.466A S/N 317859-, 6620 S/N -233592 & 317859- w/ 6.466A 6 Cyl Eng, 6622 S/N -233592 & 317859- w/ 6.466A 6 Cyl Eng, 7700 S/N 335845-, 6.404T/A, 6 CYL Eng, 7720 S/N -233592 & 317859- w/ 6.466A	\$447.75

John Deere®



**Cotton Picker: Engines & Related Parts**


**Cylinder Heads: Valves & Related**

Order No: WN-VTK17892

6 Cyl Eng, 8820 w/ 6.466T S/N -253372 & w/ 6.466A S/N -317858, 9940 S/N 233593- w/ 6.466A 6 Cyl Eng, 9950 w/ 6.466T S/N 253373- & 6.466A S/N 233593-, 5440 S/N 335845-, 6.404T/A, 6 CYL Eng, 5460 w/ 6.466T S/N 253373- & 6.466A S/N 317859-, 5730 w/ 6.466T S/N 253373- & 6.466A S/N 233593-, 644C w/ 6.466T S/N 253373- & 6.466A S/N 23359, 690B S/N 335845-, 6.404T/A, 6 CYL Eng, 690C w/ 6.466T S/N 253373- & 6.466A S/N 23359, 693C S/N 335845-, 6.404T/A, 6 CYL Eng, 693C S/N 335845-, 6.404T/A, 6 CYL Eng, 740A S/N 233593-317858 w/ 6.466A 6 Cyl Eng, 762A w/ 6.466T S/N 253373- & 6.466A S/N 23359, 762B w/ 6.466T S/N 253373 & 6.466A S/N 23359, 770A w/ 6.466T S/N 253373- & 6.466A S/N 23359, 770B w/ 6.466T S/N 253373- & 6.466A S/N 23359, 790D w/ 6.466T S/N 253373- & 6.466A S/N 23359, 850B w/ 6.466T S/N 253373- & 6.466A S/N 23359, 892D w/ 6.466T S/N 253373- & 6.466A S/N 23359, 4320 S/N 335845-, 6.404T/A, 6 CYL Eng, 4430 S/N 335845-, 6.404T/A, 6 CYL Eng), 4440 All 6.466T & S/N -233592 & S/N 317859- w/ 6.466A, 4450 w/ 6.466T S/N 253373- & 6.466A S/N 317859-, 4630 S/N 335845-, 6.404T/A, 6 CYL Eng, 4640 All 6.466T & S/N -233592 & S/N 317859- w/ 6.466A, 4650 w/ 6.466T S/N 253373- & 6.466A S/N 317859-, 4840 w/ 6.466T S/N -253372 & w/ 6.466A S/N -317858, 4850 S/N 233593-317858, 6.466A, 6 CYL Eng), 8430 Model Year 1974-1981 w/ 6.466T S/N -253372 & w/ 6.466A, 8440 w/ 6.466T S/N -253372 & w/ 6.466A S/N -317858, 8450 w/ 6.466T S/N -253372 & w/ 6.466A S/N -317858

**Flywheels & Ring Gears: Ring Gears**


Order No: WN-R28811

Description	Retail
 Flywheel, Ring Gear Applications: 3010, 3020, 3255, 4000, 4010, 4020, 4030, 4040, 4050, 4055, 4230, 4240, 4250, 4255, 4320, 4350, 4430, 4440, 4450, 4455, 4520, 4555, 4620, 4630, 4640, 4650, 4755, 4760, 4840, 4850, 4955, 4960, 6100D, 6110D, 6115D, 6125D, 6130D, 6140D, 6230, 6330, 6403, 6405, 6430, 6500, 6510, 6603, 6605 Features: 16.353" O.D., 15.171" I.D., .562" Wide, 129 Tooth, Diesel Additional Models: 6610, 6800, 6900, 7020, 7130, 7200, 7210, 7220, 7230, 7320, 7330, 7405, 7410, 7420, 7430, 7500, 7505, 7510, 7520, 7530, 7600, 7610, 7630, 7700, 7710, 7720, 7730, 7800, 7810, 7830, 7930, 8100, 8100T, 8110, 8110T, 8120, 8120T, 8130, 8200, 8200T, 8210, 8210T, 8220, 8220T, 8225R, 8230, 8230T, 8245R, 8270R, 8295R, 8295RT, 8300, 8300T, 8310, 8310T, 8320, 8320R, 8320RT, 8320T, 8330, 8330T, 8345R, 8345RT, 8400, 8400T, 8410, 8410T, 8420, 8420T, 8430, 8430T, 8440, 8450, 8520, 8520T, 8530, 8560, 8570, 9100, 9120, 9230, 9400, CTS, CTS II, C670, T550, T560, T660, W540, W550, W650, W660, 1085, 1085H4, 1170, 1177, 1188, 1188H4, 6600, 6602, 6620, 7700, 7720, 8820, 9400, 9410, 9450, 9500, 9500SH, 9510, 9510SH, 9550, 9550SH, 9560, 9560SH, 9560STS, 9570STS, 9600, 9610, 9650, 9650CTS, 9650STS, 9660, 9660CTS, 9660STS, 9670STS, 9680I WTS, 9680WTS, 9750STS, 9760STS, 9770STS, 985, 985HY4, TC444H, TC544H, TC624H, 120, 120D, 200CLC, 200DLC, 200LC, 210LE, 210LJ, 230LC, 240DLC, 270LC, 310E, 310J, 310SE, 310SJ, 315SE, 315SJ, 325SJ, 330CLC, 344E, 344G, 344H, 344J, 370C, 410J, 444D, 444E, 444G, 444H, 444HCL, 444J, 444JR, 444K, 450G, 450H, 450J, 455G, 485E, 486E, 488E, 490D, 490E, 493D, 495D, 500, 500A, 500B, 500C, 510, 524K, 544B, 544C, 544D, 544E,	\$68.50

544EH, 544G, 544H, 544HLL, 544J, 544K, 550G, 550H, 550J, 555G, 570B, 590D, 595D, 600, 624E, 624EH, 624H, 624HLL, 624J, 624K, 643D, 643G, 644A, 644C, 644D, 644E, 644ER, 644J, 644K, 646, 646B, 650G, 650H, 650J, 655, 655B, 670, 670A, 670B, 670C, 670CH, 670D, 670G, 672A, 672B, 672CH, 672D, 672G, 690, 690A, 690B, 690C, 690D, 690E, 693C, 693D, 700J, 710J, 724K, 740, 740A, 740G, 744K, 750, 750B, 750J, 755, 755A, 755B, 755BMIL, 762A, 762B, 764, 770A, 770B, 770BH, 770D, 770G, 772B, 772BH, 772D, 772G, 790D, 790E, 792DLC, 843G, 850B, 850C, 850J, 850JR, 870D, 870G, 872D, 892DLC, 892ELC, 9935, 9940, 9950, 9960, 9965, 9970, 9976, 9986, 9996, 5200, 5400, 5440, 5460, 5720, 5730, 7200, 7250, 7400, 7500

**Ignition: Distributor & Related**

Order No: WN-21A552

Description	Retail
 Ignition Coil Applications: 105, 45, 55, 6602, 7700, 95, 499, 500, 500A, 500B, 600, 700, B, M, MC, MT, 1010, 1020, 2010, 2020, 3010, 3020, 320, 330, 40, 4000, 4010, 4020, 420, 4230, 430, 440, 50, 520, 530, 60, 620, 630, 70, 720, 730 Features: 6 Volt W/O External Resistor Or 12 Volt W/External Resistor 50 S/N 5021480-, 45 w/ 115 OR 145 ENGINE, 6602 S/N 28001- w/ 362 ENGINE, 7700 S/N 28001- w/ 362 ENGINE, 499 w/ 217, 248 OR 341 ENGINE, 600 HI-CYCLE, w/ 115 OR 145 ENGINE, 700 HI-CYCLE, w/ 115 OR 145 ENGINE	\$19.97


**Ignition: Magneto & Related**

Order No: WN-AR12013

Description	Retail
Distributor, Condenser Applications: 105, 95, 699, 45, 55, 1010, 1020, 210, 2020, 2510, 2520, 3020, 3300, 4030, 6600 Features: W/Co, Type X Magneto	\$17.75

**Lubrication System: Gaskets**

Order No: WN-R97344


Description	Retail
 Gasket, Oil Pan Applications: 2840, 2940, 2950, 2955, 3050, 3120, 3130, 3140, 3150, 3155, 3255, 3350, 3530, 3540, 3550, 4020, 4050, 4530, 4700, 6700, 7200, 7405, 7410 Features: Diesel	\$23.25

**Lubrication System: Oil Pumps**

Order No: WN-NAR-79464

Description	Retail
Pump, Oil Applications: 820, 830, 840, 930, 940, 1020, 1030, 1040, 1120, 1130, 1140, 1350, 1520, 1430, 1550, 1630, 1640, 1750, 1830, 1840, 1850, 1950, 2020, 2030, 2040, 2120, 2130, 2140, 2150, 2155, 2240, 2255, 2350, 2355, 2355N, 2440, 2450, 2510, 2520, 2550, 2555, 2630, 2640, 2650, 2750, 2755, 2840, 2850, 2855 Features: 2940, 2950, 2955, 3030, 3040, 3050, 3055, 3120, 3130, 3140, 3150, 3155, 3255, 3640, 3650, 4030, 4050 S/N 6593-, 4400, 4420, 4425, 5000, 5200, 5300, 5310, 5400, 5400N, 5410, 5500, 5500N, 5510, 6100, 6200, 6210, 6300, 6310, 6400, 6410, 6500, 6510, 6600, 6800, 6900, 9900, 9910, 9920, 9930	\$148.00

Order No: WN-RE504914

Description	Retail
 Oil Pump Applications: 5210, 5310, 5410, 5510, 5415, 5420, 5520, 5425, 5525, 6110, 6210, 6310, 6410, 6320, 6420, 6520, 7210, 7220, 7320, 7410, 7420, 7510, 7520, 7610	\$172.00

John Deere®

**Cotton Picker: Engines & Related Parts**

**Lubrication System: Oil Pumps**

Order No: WN-RE543187

Description	Retail
 Pump, Oil, Complete Applications: 8225R, 8245R, 8270R, 8295R, 8320R, 8345R, 8295RT, 8320RT, 8345RT, 8235R, 8260R, 8285R, 8310R, 8335R, 8360R, 8310RT, 8335RT8360RT, 9230, 8130, 8430, 8370R, 8370RT, 9670STS, 9770STS, S650, S660, S670, 4930, 4940, 7660 Features: Marked R518350	\$350.00

**Mufflers & Components: Mufflers**

Order No: WN-DR-203

Description	Retail
Muffler Applications: 699, 9900 Features: 22-3/4" Long, 3-1/8" Inlet ID, 2-3/4" Outlet OD	\$71.00

**Cotton Picker: Filters**

**Filters: Fuel**

Order No: WN-AR50041

Description	Retail
Fuel Filter Applications: Various Features: Diesel with Roosa-Master Fuel Injection	\$14.70

**Cotton Picker: Fuel System**


**Fuel Tank & Related: Fuel Pumps**

Order No: WN-NR-97350


Description	Retail
Gasket, Fuel Transfer Pump Applications: 820, 830, 840, 930, 940, 1020, 1030, 1040, 1120, 1130, 1140, 1350, 1520, 1430, 1550, 1630, 1640, 1750, 1830, 1840, 1850, 1950, 2020, 2030, 2040 Features: 2120, 2130, 2140, 2150, 2155, 2240, 2255, 2350, 2355, 2355N, 2440, 2450, 2510, 2520, 2550, 2555, 2630, 2640, 2650, 2750, 2755, 2840, 2850, 2855, 2940, 2950, 2955, 3030, 3040, 3050, 3055, 3120, 3130, 3140, 3150, 3155, 3255, 3640, 3650, 4030, 4050 s/n 6593-, 4400, 4420, 4425, 5000, 5200, 5300, 5310, 5400, 5400N, 5410, 5500, 5500N, 5510, 6100, 6200, 6210, 6300, 6310, 6400, 6410, 6500, 6510, 6600, 6800, 6900, 9900, 9910, 9920, 9930	\$0.80

**Injection Pumps & Related: Injectors**


Order No: WN-AR89564

Description	Retail
 Injector, Pencil Applications: 820, 830, 940, 1020, 1030, 1040, 1140, 1350, 1420, 1520, 1530, 1550, 1630, 1750, 1850, 2020, 2030, 2040, 2130, 2150, 2155, 2240, 2250, 2255, 2355, 2440, 2450, 2520, 2555, 2650, 2840, 2950, 2955, 4030, 4400, 4420, 435, 5200, 5400, 6600, 9900, 710, 610, 544, 540, 480, 450, 444H, 444E, 444D Features: Fits John Deere Industrial(s) 210, 300, 300B, 301, 301A, 302, 302A, 310, 315, 350, 380, 400, 401, 410, 444, , Fits John Deere Hay Equipment(s) 2270, 2280, 2420, 3430	\$42.00

Order No: WN-RE38087

Description	Retail
 Fuel Injector Applications: 6200, 6300, 6400, 7200, 7400, 7455, 7500, 9930, 300, 315, 344, 410B, 444, 444E, 450, 455, 510, 540, 544, 548, 550, 555, 570, 590, 595, 624, 640, 643, 650, 653, 655, 670, 690, 693, 710, 710D, 740, 750, 755, 790, 8875, 6500, 6600 Features: Pencil Type for 300 Series Motors Marked as 28485 9930 engine S/N 300000-, 9930 engine S/N 300000-	\$82.58

Order No: WN-RE48786

Description	Retail
 Injector, Pencil Applications: TC444H, 120, 210LE, 310E, 310SE, 315SE, 344H, 410E, 444H, 444HCL, 450G, 450H, 455G, 485E, 486E, 488E, 550H, 555G, 650G, 650H, 4890, 5210, 5310	\$63.90

**Injection Pumps & Related: Lines & Fittings**

Order No: WN-NAT-27622

Description	Retail
Injector, Fuel Line, Connector Kit Applications: 820, 830, 840, 930, 940, 1020, 1030, 1040, 1120, 1130, 1140, 1350, 1520, 1530, 1550, 1630, 1640, 1750, 1830, 1840, 1850, 1950, 2020, 2030, 2040 Features: Hose Barb Style, 3 Pieces Additional Applications: 2120, 2130, 2140, 2150, 2155, 2240, 2255, 2350, 2355, 2355N, 2440, 2450, 2510, 2520, 2550, 2555, 2630, 2640, 2650, 2750, 2755, 2840, 2850, 2855, 2940, 2950, 2955, 3030, 3040, 3050, 3055, 3120, 3130, 3140, 3150, 3155, 3255, 3640, 3650, 4030, 4050 s/n 6593-, 4400, 4420, 4425, 50005300, 9900, 9910, 9920, 9930	\$7.00

Order No: WN-R79606

Description	Retail
Injector, Line, Fitting Applications: 4040, 4050, 4055, 4240, 4250, 4255, 4440, 4450, 4455, 4555, 4560, 4640, 4650, 4755, 4760, 4840, 4850, 4955, 4960, 6620, 7700 Features: Tee, Nozzle Return	\$6.50

**Cotton Picker: Heads**


**Cabinet & Lift: Cabinet**

Order No: WN-N197044

Description	Retail
Header, Cabinet, Frame, Stiffener, Bottom Applications: 9960, 9965	\$25.00


**Cabinet & Lift: Grid Bars & Related**

Order No: WN-N197039

Description	Retail
 Header, Grid Bar, Rear Applications: 9960, 9965 Features: In-Line	\$4.95


**Cabinet & Lift: Panels**

Order No: WN-AN272628

Description	Retail
 Header, Cabinet, Door, Service Applications: 9935, 9960, 9965 Features: Pro 16 Rear	\$175.00

**Cabinet & Lift: Pressure Doors**

Order No: WN-AN193029

Description	Retail
 Header, Pressure Door, Front Applications: 9935, 9960, 9965 Features: In-Line Headers	\$175.00

Order No: WN-N190424

Description	Retail
Header, Pressure Door, Front, Scrapping Plate Applications: 9920, 9930, 9940, 9950, 9960, 9965 Features: Hi Drum, Conventional	\$9.75

**Cabinet & Lift: Stalk Lifter & Related**

Order No: WN-N196205

Description	Retail
Header, Stalk Lifter, Shield Applications: 9960 Features: Yellow Plastic	\$63.75

Order No: WN-N372928

Description	Retail
Header, Stalk Lifter, Shield, L.H.	\$64.75

John Deere®

**Cotton Picker: Heads**

**Cabinet & Lift: Stalk Lifter & Related**

Order No: WN-N372928

Applications: 9935, 9960, 9965, 9970, 9976, 9986, 9996  
Features: Yellow Plastic

Order No: WN-N372931

Description	Retail
Header, Stalk Lifter, Angle, L.H. Applications: 9935, 9965, 9970, 9976, 9986, 9996 Features: Pro Stalk	\$21.25

**Cabinet & Lift: Suction Doors**

Order No: WN-N118875

Description	Retail
Header, Suction Door, Clean Out Applications: 9900, 9910, 9920, 9930	\$19.70

**Doffer Stacks: Complete Doffer Stacks**

Order No: WN-8292


Description	Retail
Seat, Assembly Applications: 2140, 2350, 2355, 2550, 2555, 2750, 2755, 2855N, 2940, 2950, 2955, 3055, 3140, 3150, 3155, 3255, 4030, 4040, 4050, 4055, 4230, 4240, 4255, 4320, 4430, 4440, 4450, 4455, 4555, 4560, 4630, 4640, 4650, 4755, 4760, 4840, 4850, 4955, 4960, 6620, 7700, 7720, 8820, 9400, 9410, 9500, 9510, 9600 Features: Sound-Guard Buddy Seat, Dark Kayak Brown Fabric, Seat Belt Additional Applications: John Deere Combines with Sound-Guard cab:9610, John Deere Cotton Pickers with Sound-Guard cab: 9935, 9940, 9950	\$404.00

Order No: WN-AN272224-IL

Description	Retail
Header, Doffer Shaft, Assembly Applications: 9960, 9965 Features: For 18 Spindle Heads, White Doffers, 6-1/4", In-Line Only	\$346.00


**Doffer Stacks: Doffers**

Order No: WN-AN272152

Description	Retail
 Header, Doffer, Pad Applications: 9900, 9910, 9920, 9930, 9940, 9950, 9960, 9965, 9970 Features: Neoprene Clear, Poly, 6-1/4"	\$8.25


**Moisture Column: Moisture Column Related**

Order No: WN-AN32795

Description	Retail
 Header, Moisture Column, Pad, Arm Applications: 9900, 9910, 9920, 9930, 9940, 9950, 9960, 9965 Features: Conventional And In-Line	\$9.50

**Moisture Column: Moisture Pads**

Order No: WN-N275607

Description	Retail
 Header, Moisture Column, Pad Applications: 9900, 9910, 9920, 9930, 9940, 9950, 9960, 9965, 9970 Features: Poly, Clear	\$1.75

**Picker Bars: Spindles & Related**

Order No: WN-N112394

Description	Retail
Header, Picker Bar, Spindle, Bushing, Front Applications: 9900, 9910, 9920, 9930, 9940, 9950, 9960, 9965	\$0.25

Order No: WN-N277078

Description	Retail
Header, Picker Bar, Spindle, R.H. Applications: 9900, 9910, 9920, 9930, 9940, 9950,	\$7.50


9960, 9965, 9970, 9976

Features: Pro-XL, Packs of 100, Priced Individually

**Cotton Picker: Hydraulics**


**Cylinders: Basket**

Order No: WN-AH176383


Description	Retail
 Unloading Auger Swing Cylinder Applications: 7760, 9400, 9500, 9600, CTS, 9410, 9510, 9510SH, 9610, CTS II, 9450, 9550, 9550SH, 9650, 9650CTS Features: 9400 S/N 650101-, 9500 S/N 656569-, 9600 S/N 650301-, CTS S/N 650401-, 9650 S/N -695300, 9650CTS S/N -695400	\$435.00

**Pumps & Motors: Assemblies**


Order No: WN-AR103033

Description	Retail
 Hydraulic Pump Assembly Applications: 1020, 1030, 1120, 1130, 1350, 1520, 1530, 1550, 1630, 1640, 1750, 1830, 1850, 1950, 2020, 2030, 2040, 2120, 2130, 2140, 2150, 2155, 2240, 2250, 2255, 2350, 2355, 2440, 2450, 2550, 2555, 2630, 2640, 2650, 2750, 2755, 2855N, 301A, 3030, 3040, 3130, 3140, 300, 301, 302, 400, 401, 401B Features: 23 cm, Bearing Type With Keyed Shaft 301A S/N 352536-, 300 S/N 45200-, 301, 301A, 302 S/N 352536-, 400 S/N 45200-, 401, 401BS/N 352536-, 401D, Compact Tractor: 3120, Cotton Picker: 9920, 9930, 9940, 9950, Cotton Stripper: 7440, 7445	\$585.00


Order No: WN-AR90459

Description	Retail
 Pump, Hydraulic, Assembly Applications: JD300, JD500, JD600, 1640, 1830, 1840, 2030, 2040 2130, 2140, 2350, 2440, 2510, 2520, 2630, 2640, 2840, 2940, 3020, 3030, 3040, 3130, 4030, 5010, 9950, 9960, 9965, 9970, 300, 440, 440A, 440B, 500, 600 Features: 40 cm, 7/8" Discharge Port	\$950.00

Order No: WN-AR94660

Description	Retail
 Hydraulic Pump Assembly Applications: 1830, 1840, 1850, 1950, 2030, 2040, 2130, 2140, 2155, 2250, 2350, 2355, 2440, 2510, 2520, 2520, 2550, 2555, 2630, 2640, 2650, 3010, 3020, 4000, 4010, 4020, 4040, 4050, 4055, 4230, 4240, 4250, 4255, 4320, 4350, 4430, 4440, 4450, 4455, 4520, 4620, 4630, 4640, 4840, 5010, 300, 500, 600 Features: 50 cm, 1 1/16" Discharge Port, 1 1/16" Inlet Ports Additional Models: Fits John Deere Cotton Pickers 9950, 9960, 9965, 9970 Tractors: 1550, 1640, 1750, 2750, 2755, 2840, 2850, 2855, 2855N, 2940, 2950, 2955	\$965.00

Order No: WN-AR97872

Description	Retail
 Hydraulic Pump Assembly Applications: 300, 500, 600, 9950, 9960, 9965, 9970, 1550, 1640, 1750, 1830, 1840, 1850, 1950, 2030, 2040, 2130, 2140, 2155, 2250, 2350, 2355, 2440, 2450, 2510, 2520, 2550, 2555, 2630, 2640, 2650, 2750, 2755, 2840, 2850, 2855N, 2940, 2950, 2955, 3010, 3020, 3030, 3040, 3050, 3055, 3130, 3140, 3150 Features: 40 cm, 1 1/16" Discharge Port 600 s/n -118999, Additional Models 3155, 3255, 3350, 3640, 3650, 4010, 4030, 5010	\$950.00

To validate your warranty: A contaminated system should be completely flushed by an authorized dealer. Use new, clean fluid and filters

Order No: WN-AT176906


John Deere®



**Cotton Picker: Hydraulics**

**Pumps & Motors: Assemblies**


Order No: WN-AT176906

Description	Retail
 Steering Hand Pump Applications: 2350, 2355, 2550, 2555, 2750, 2755, 2940, 2950, 2955, 3040, 3140, 9920, 7440, 9920, JD760A, JD310, 410, 310A, 310B, 570B Features: For 2WD Tractors, Has SAE Threads If the hoses on your machine connect directly to this pump, you will need fittings WN-7315X08 (Straight) and/or WN-7515X08 (90 degree). If your hoses connect to valve stack AL34783 (AL34848), then no fittings are needed.	\$495.00

Order No: WR-AN272979


Description	Retail
Hydraulic Pump Applications: 9976, 9986, 9996	\$1,250.00

Order No: WR-AR103033


Description	Retail
 Hydraulic Pump Assembly Applications: 1020, 1030, 1120, 1130, 1350, 1520, 1530, 1550, 1630, 1640, 1750, 1830, 1850, 1950, 2020, 2030, 2040, 2120, 2130, 2140, 2150, 2155, 2240, 2250, 2255, 2350, 2355, 2440, 2450, 2550, 2555, 2630, 2640, 2650, 2750, 2755, 2855N, 301A, 3030, 3040, 3130, 3140, 300, 301, 302, 400, 401, 401B Features: 23 cm, Bearing Type With Keyed Shaft 301A s/n 352536-, 300 s/n 45200-, 301, 301A, 302 s/n 352536-, 400 s/n 45200-, 401, 401B s/n 352536-, 401D Compact Tractor: 3120 Cotton Picker: 9920, 9930, 9940, 9950 Cotton Stripper: 7440, 7445	\$625.00

**Pumps & Motors: Drives & Couplers**

Order No: WN-L34569

Description	Retail
 Hydraulic Pump Drive Coupler Applications: 1040, 1140, 1640, 1840, 2040, 2040S, 2140, 2150, 2155, 2240, 2255, 2350, 2355, 2355N, 2550, 2555, 2750, 2755, 2840, 2855N, 2940, 2950, 2955, 840, 940, 1040E, 1140E, 1350, 1550, 1640, 1750, 1840, 1850, 1950, 1950N, 2040, 2040E, 2040S, 2140, 2150, 2155, 2240, 2250, 2255, 2350, 2450, 2550 Features: Tractor Applications: 2555, 2650, 2650N, 2750, 2755, 2840, 2850, 2855N, 3040, 3050, 3055, 3140, 3150, 3255, 3350, 3640, 3640S, 3650, 4040E, 4040S, 4240E, 7240S, 4350, 4440E; Industrial Applications: 210C, 300B, 301A, 302A, 310A, 310B, 310C, 310D, 315D, 401B, 401C, 401D, 410, 410B, 410C, 410D, 415B, 444C, 444CH, 482C, 500C, 510, 540B, 510C, 510D, 515B, 544C, 610B, 610C, 644C, 646C, 710B, 710C, 710D	\$13.80

Order No: WN-R34360


Description	Retail
 Hydraulic Pump Drive Pin Applications: 5010, 3020, 4020, JD500, JD600, 2510, 1020, 2020, JD300, JD301, JD401, JD400, JD500, JD760, JD700, JD500A, 5020, 4520, 3020, 4000, 1520, 2520, 5020, 4320, 4520, 4620, 7020, 2030, 2630, 6030, 7520, 4030, 4230, 4430, 4630, 8430, 8630, 2440, 2640, 4040, 4240, 4440, 4640, 4840, 8440, 8640 Features: Pack of 2, Priced Individually Additional Models: 3120, 3030, 3130, 1530, 1830, 2030, 2130, 2040, 2240, 1020, 1120, 1030, 1130, 1630, 2840, 2120; Industrial: JD544, JD544A, JD644A, JD310, 410, 500C, 544B, 644B, 300B, 301A, 401B, 401C, 302, 302A, 444, 310A, 310B; Cotton Picker: 9940	\$4.25

Order No: WN-R72739


Description	Retail
Pump, Hydraulic, Coupler Applications: 9950, 9960, 9965, 9970, 770A, 770AH, 770B, 772A, 772AH, 772B, 4050, 4055, 4250, 4255, 4450, 4455, 4555, 4560, 4650, 4755, 4760, 4850, 4955, 4960, 8450, 8650, 8850 Features: Bolts To Drive Coupler	\$18.68

**Pumps & Motors: Repair Parts**

Order No: WN-R63022

Description	Retail
 Pump, Hydraulic, Piston Applications: 1020, 1030, 1120, 1520, 1530, 1830, 2020, 2030, 2040, 2130, 2240, 2440, 2630, 2640, 3030, 3120, 3130, 7440, 7445, 9920, 9930, 9940, 9950 Features: AR103033 Hydraulic Pump Piston, Pack of 8, Priced Individually	\$12.00

Order No: WN-R79150


Description	Retail
 Pump, Hydraulic, Shaft Applications: 1640, 2030, 2040, 2140, 2440, 2510, 2520, 2630, 2640, 2840, 2940, 2940, 3010, 3020, 3040, 3140, 4010, 4030, 5010, 6040, 9950, 9960, 9965, 9970 Features: Used in 40 cm Serialized Pumps	\$95.00

**Tanks, Lines & Hoses: Lines & Hoses**


Order No: WN-7315X08

Description	Retail
 Hose Fitting, Straight Applications: 2350, 2355, 2550, 2555, 2750, 2755, 2940, 2950, 2955, 3040, 3140, 9920, 7440, 9920, JD760A, JD310, 410, 310A, 310B, 570B Features: For WN-AT176906 & WN-AT61108 Steering Hand Pumps	\$13.75

Order No: WN-7515X08

Description	Retail
 Hose Fitting, 90 Degree Applications: 2350, 2355, 2550, 2555, 2750, 2755, 2940, 2950, 2955, 3040, 3140, 9920, 7440, 9920, JD760A, JD310, 410, 310A, 310B, 570B Features: For WN-AT176906 & WN-AT61108 Steering Hand Pumps	\$34.00


Order No: WN-H118400

Description	Retail
 Swing Cylinder Orifice Applications: 6620, 7720, 8820, 6622, 9650STS, 9750STS, 9860STS, 9660STS, 9760STS, 9560STS, 9570STS, 9870STS, 9670STS, 9770STS, 9930, 9960, 9965, 9976, 9935, 9970, 9986, 9996, 7760, 7260, 7660, 7760, CP20, CP690, 4710, 4920, 4720, 4930, 4830, 4630, 4730, 4940, R4023	\$8.00

**Cotton Picker: Operators Station / Cab**


**Air Conditioning / Heating: Auxiliary Heaters**

Order No: WN-AH24454

Description	Retail
 Cab, Auxiliary Heater Applications: Various Features: Single 2-Speed Fan, 24 Volt, 20, 000 BTU, Install Kit Incl.	\$207.00

**Air Conditioning / Heating: Blower Motors**

Order No: WN-3-335


Description	Retail
 Cab, Fan Motor Applications: 45, 55, 95, 299, 499, 699, 4400, 4420, 6600, 7700, 8820, 9600, 9900, 9940, 9950, 9960, 2755, 2840, 2855, 2970, 2950, 4050, 4055, 4250, 4450, 4555 Features: 12 Volt, 5/16" Double Shaft, 1 Speed	\$89.25

John Deere®


**Cotton Picker: Operators Station / Cab**

**Air Conditioning / Heating: Blower Motors**


Order No: WN-3-367

Description	Retail
 Cab, Fan Motor Applications: 99, 299, 499, 699, 2750, 2755, 2840, 2855, 2940, 2950, 2955, 3300, 4020, 4040, 4050, 4055, 4230, 4240, 4250, 4255, 4320, 4430, 4440, 9900, 9600 Features: 12 Volt, 5/16" Double Shaft, 3 Speed	\$62.75

Order No: WN-AH128926


Description	Retail
 Cab Blower Motor Applications: 9400, 9410, 9450, 9500, 9510, 9510SH, 9550, 9550SH, 9600, 9610, 9656, 9650, 9750, 9860, 7460, 9986, 9996 Features: Fits John Deere Windrower 4890, 4895, 4990, 4995	\$96.00

Order No: WN-RE10998


Description	Retail
 Blower Motor Applications: 4040, 4240, 4440, 1640, 2040, 2040S, 2140, 3040, 3140, 2350, 2550, 2750, 2950, 4030, 4230, 4430, 4630, 8430, 8630, 2940, 8850, 8450, 8650, 4640, 4840, 4050, 4250, 4450, 4650, 4850, 8440, 8640, 4055, 4255, 4455, 4555, 4755, 4955, 4560, 4760, 4960, 6620, 7720, 8820, 7440, 9910, 9940, 9920 Features: 12 Volt, 3/8" x 5" Shaft, CW Rotation Cotton Pickers: 9950, 7445, 9930, 9960, 9965, 7450, Sprayer: 6000, 6500, 6100, 6600, 6700, Forage Harvester: 5720, 5820, 5730, 5830,	\$75.00

**Air Conditioning / Heating: Compressors**

Order No: WN-AH169875


Description	Retail
 Air Conditioning Compressor Applications: 5085M, 5095M, 5105M, 5410, 5420, 5420N, 5510, 5520, 5520N, 6403, 6603, 7200, 7210, 7400, 7410, 7510, 7600, 7610, 7630, 7700, 7710, 7715, 7720, 7730, 7800, 7810, 7815, 7820, 7830, 7920, 7930, 8100, 8100T, 8110, 8110T, 8120, 8120T, 8130, 8200, 8200T, 8210, 8210T, 8220, 8220T, 8225R Features: Nippondenso, With Clutch Voltage 12 8230, 8230T, 8245R, 8270R, 8295R, 8295RT, 8300, 8300T, 8310, 8310T, 8320, 8320R, 8320RT, 8320T, 8330, 8330T, 8345R, 8345R, 8345RT, 8400, 8400T, 8410, 8410T, 8420, 8420T, 8430 Model Year 2006 2009, 8430T, 8520, 8520T, 8530, 8630, 9100, 9120, 9220, 9230, 9300T, 9320, 9320T, 9330, 9400T, 9420, 9420T, 9430, 9430T, 9520, 9520T, 9530, 9530T, 9620, 9620T, 9630, 9630T, 7760	\$250.00

Order No: WN-RE12513


Description	Retail
 Air Conditioner Compressor Applications: 300D, 310C, 310D, 315C, 315D, 344E, 410B, 410C, 410D, 444D, 444E, 510B, 510C, 510D, 540E, 544D, 544E, 544G, 548E, 610c, 624E, 624G, 640E, 643, 643D, 644D, 644E, 644G, 648E, 740E, 748E, 4435, 7722, 2250, 2355, 2450, 2555, 2650, 2755, 2850, 2855N, 2955, 3050, 3055, 3155, 3255, 3350, 3650, 4050, 4055, 4250, 4255, 4450, 4455, 4555, 4560, 4650, CTS, 4420, 4425, 4755, 4760, 4850, 4955, 4960, 5720, 6620, 6622, 7720, 8450, 8560, 8650, 8760, 8820, 8850, 8960, 9400, 9500, 9500SH, 9600 Features: Nippondenso, Ear Mounting, With New 5.75" Clutch 300D S/N -790702, 310D S/N -790702, 315D S/N -790702, 410D S/N -790702, 510D S/N -790702, 540E S/N -542089, 544G S/N -542069, 548E S/N -542089, 624G S/N -542069, 640E S/N -542089, 643, 643D S/N -792107, 644G	\$325.00

S/N -542069, 648E S/N 542089, 740E S/N -542089, 748E S/N -542089, CTS S/N -650401, 1055, 1065 S/N 41201-, 1075 S/N 44137-, 1085 S/N 44137-, 4420 S/N 610101-, 6620 S/N 600001-, 6622 S/N 615401-, 7720 S/N 600001-, 7722 S/N 600001-, 8820 S/N 615401-, 9400 S/N -650101, 9500 S/N - 650201, 9600 S/N -650301

Order No: WN-RE52508


Description	Retail
 Air Conditioner, Compressor, Clutch Applications: 9935, 9970, 9976, 9986, 9996, 210, 210LJ, 310, 310E, 310G, 310J, 310SE, 310SG, 310SJ, 315, 315SE, 315SG, 360D, 360DC, 360DG, 410, 410E, 410G, 410J, 450, 450H, 450J, 460, 460DC, 460DG, 540, 540G, 540H, 548, 548G, 548H, 550, 550H, 550J, 560D, 640, 640G, 640H, 643, 643G, 643H, 643J, 643K Features: 5.75", 8 Groove	\$130.00

Order No: WN-RE58348

Description	Retail
 Air Conditioner, Compressor, Clutch Applications: CTS, 300D, 310D, 315D, 410D, 4560, 4760, 4755, 4955, 4960, 510D, 710D, 750C, 850C, 8570, 8770, 8870, 8970, 9500, 9500SH, 9600, 9970, 9976, 9986 Features: Single Groove, Electric	\$126.00


**Air Conditioning / Heating: Condensers**

Order No: WN-AH163522


Description	Retail
 Air Conditioner Condenser Applications: 9550, 9550SH, 9650, 9650CTS, 9650STS, 9750STS, 9860STS, 9560, 9560SH, 9660, 9660CTS, 9660STS, 9760STS, 9560STS, 9570STS, 9870STS, 9670STS, 9770STS, S550, S660, S670, 9976, 9986, 9996	\$550.00

**Air Conditioning / Heating: Evaporators**

Order No: WN-AR88076

Description	Retail
 Air Conditioner, Evaporator Applications: 4030, 4040, 4050, 4055, 4230, 4240, 4250, 4255, 4430, 4440, 4450, 4455, 4555, 4560, 4630, 4640, 4755, 4760, 4840, 4955, 4960, 8430, 8440, 8630 Features: With Heater Core Additional Applications: 2320 Windrower, 2420 Windrower, 4425 S/N -013221, 5720 Forage Harvester, 5730 Forage Harvester, 5820 Forage Harvester, 5830 Forage Harvester, 6620, 6622, 7720, 7722, 7440 Cotton Stripper, 7445 Cotton Stripper, 7450 Cotton Stripper, 8450, 8640, 8650, 8850, 9920, 9930, 9931, 9940, 9950, 9960, 9965, 9970, 9976	\$200.71

Order No: WN-RE52265

Description	Retail
 Evaporator Air Conditioning Applications: 4030, 4230, 4430, 4630, 8430, 7630, 4040, 4240, 4440, 4640, 4840, 4050, 4250, 4450, 4650, 4850, 4055, 4255, 4455, 4555, 4755, 4955, 4560, 4760, 4960, 8440, 8640, 8850, 9910, 9940, 7440, 9920, 9950, 7445, 9930, 9960, 9965, 7450, 9976, 9935, 7455, 9970, 6620, 7720, 8820, 6000, 6100, 6500 Features: 4030 SG Body S/N 76141-, 4230 SG Body S/N 76059-, 4430 SG Body S/N 76041-, 4630 SG Body S/N 76110-, 8430 SG Body S/N 75971-, 8630 SG Body S/N 75978-; Additional Sprayer Models: 6000, 6100, 6500, 6600, 6700; Fits John Deere Harvester(s) 484, 5720, 5730, 5820, 5830, 7440, 7445, 7450, 7455, 9910, 9920, 9930, 9935, 9940, 9950, 9960, 9965, 9970, 9976; Fits John Deere Hay Equipment(s) 2320, 2420, 3430, 3830; Fits John Deere Sprayer(s) 6000, 6100, 6500, 6600, 6700	\$185.00


**Air Conditioning / Heating: Expansion Valves**

John Deere®

**Cotton Picker: Operators Station / Cab**


**Air Conditioning / Heating: Expansion Valves**

Order No: WN-904-617


Description	Retail
 Expansion Valve Block Style Applications: CTS, CTS II, 9400, 9410, 9450, 9500, 9500SH, 9510, 9510SH, 9550, 9550SH, 9560, 9560SH, 9560STS, 9600, 9610, 9650, 9650CTS, 9650STS, 9660, 310D, 315D, 410D, 510D, 540E, 540G, 544G, 548E, 548G, 624G, 640E, 640G, 644G, 648E, 648G, 710D, 740E, 740G, 748E, 748G Features: Block Valve, 5/8" x5/8" Fitting Fits John Deere Windrowers 4890, 4895, 4990, 4995	\$34.75

**Air Conditioning / Heating: Lines & Fittings**

Order No: WN-71428H


Description	Retail
 Air Conditioner, Refrigerant, Fitting Applications: 2040, 2240, 2440, 4040, 4050, 4055, 4230, 4240, 4250, 4255, 4430, 4440, 4450, 4455, 4520, 4555, 4560, 4620, 4630, 4640, 4650 Features: Duracool R134A High Side	\$7.75

Order No: WN-71428L

Description	Retail
 Air Conditioner, Refrigerant, Fitting Applications: 2040, 2240, 2440, 4040, 4050, 4055, 4230, 4240, 4250, 4255, 4430, 4440, 4450, 4455, 4520, 4555, 4560, 4620, 4630, 4640, 4650 Features: Duracool R134A Low Side	\$8.00


**Air Conditioning / Heating: Receiver/Driers**

Order No: WN-804-1890

Description	Retail
 Receiver Drier Air Conditioner Applications: CTS, CTS II, 4700, 4710, 6620, 7720, 8100, 8100T, 8200, 8210, 8300, 8310, 8400, 8410, 8410T, 7720, 8820, 9400, 9410, 9450, 9500, 9500, 9500SH, 9510, 9510SH, 9550, 9550SH, 9560, 9560SH, 9560STS, 9570STS, 9600, 9610, 9650, 9650CTS, 9650STS, 9660, 9660CTS, 9670STS, 9750STS, 9760STS Features: Additional Applications: 9600 S/N 650201-, 6620 S/N 600001-, 7720 S/N 600001-, 8820 S/N 615401-, 9400 S/N -650100, 9600 S/N 650201-, 9770STS, 9860STS, 9870STS; Fits John Deere Cotton Pickers 7760, 9940, 9950, 9960, 9965, 9976; Fits John Deere Forage Harvesters 5730, 5830, 6610, 6710, 6810, 6910; Fits John Deere Sprayers 4700, 4710; Fits John Deere Industrial 540G, 548G, 640G, 648G, 740G, 748G	\$39.75


**Air Conditioning / Heating: Switches/Electrical**

Order No: WN-A6ADP


Description	Retail
 Manifold Extension Applications: CTS, CTS II, 9400, 9410, 9450, 9500, 9500SH, 9510, 9510SH, 9550, 9550SH, 9560, 9560SH, 9560STS, 9600, 9610, 9650, 9650CTS, 9650STS, 9660, 9660CTS, 9660STS, 9670STS, 9870STS, 7760, 9935, 9950, 9970, 9976, 9986, 9996, 7440, 7450, 7455, 5730, 5830, 6610, 6710, 6810, 6910, 7250, 7350 Features: 1/2" Manifold, Pad Mount, 1/4" Male Ports Additional Models: 6620 S/N 600001-, 6622 S/N 600001-, 7720 S/N 600001-, 8820 S/N 600001-, 9860STS S/N -736336, 9920 S/N 281-, 9930 S/N 14001-, 9960 S/N -2000, 9965 S/N 2000, 7445 S/N 16001-, 5720 Year 1989-, 5820 Year 1989-, 7200 S/N 507479-, 7300 S/N 507479-508099, 7400 S/N 507100-, 7450, 7500 S/N 507479-, 7550, 7700 S/N 507479-, 7750, 7800 S/N 507479-, 7850, 7950, 6000, 6100, 6500, 6600, 6700, 3430 S/N 960001-, 3830 S/N 960001-, 4890, 4895, 4990, 4995, 3055 S/N -736336, 3255 S/N -736336, 4030, 4040, 4050, 4055, 4230, 4240,	\$48.17

4250, 4255, 4430, 4440, 4450, 4455, 4555, 4560, 4630, 4640, 4650, 4755, 4760, 4840, 4850, 4955, 4960, 7200, 7400, 7600, 7700, 7800, 8430 Model Years 1974-1981, 8440, 8450, 8630, 8640, 8650, 8850

Order No: WN-RE24307


Description	Retail
 Air Conditioner, High Pressure Switch Applications: CTS, CTS II, 6620, 6622, 7720, 8820, 9400, 9410, 9450, 9500, 9500SH, 9510, 9510SH, 9550, 9550SH, 9560, 9560SH, 9560STS, 9600, 9610, 9560, 9650CTS, 9650STS, 9660, 9660CTS, 9660STS, 9670STS, 9750STS, 9760STS, 9770STS, 9860STS, 9870STS, 7760, 9920, 9930, 9935, 9950, 9960, 9965 Features: In A/C Line By Condenser (6620, 6622, 7720, 8820 S/N 600001-), 9860STS S/N -736336, 9920 S/N 281-, 9930 S/N 14001-, 9960 S/N -2000, 9965 S/N 2000, 9976, 9986, 9996, 7440, 7445 S/N 16001-, 7450, 7455, Forage Harvester: 5720 1989-, 5730, 5820 1989-, 5830, 6610, 6710, 6810, 6910, 7200 S/N 507479-, 7250, 7300 S/N 507479-508099, 7350, 7400 S/N 507100-, 7450, 7500 S/N 507479-, 7550, 7700 S/N 507479-, 7700 S/N 507479-, 7750, 7800 S/N 507479-, 7850, 7950, Sprayer: 6000, 6100, 6500, 6600, 6700, Swather: (3430, 3830 All S/N 9600001-), 4890, 4895, 4990, 4995, Tractor: 3055 S/N -736336, 3255 S/N -736336, 4030, 4040, 4050, 4055, 4230, 4240, 4250, 4255, 4430, 4440, 4450, 4455, 4555, 4560, 4630, 4640, 4650, 4755, 4760, 4840, 4850, 4955, 4960, 7200, 7400, 7600, 7700, 7800, 8430 Model Year 1974-1981, 8440, 8450, 8630, 8640, 8650, 8850	\$29.00

Order No: WN-RE24308


Description	Retail
 Air Conditioner, Low Pressure Switch Applications: 4030, 4040, 4050, 4055, 4230, 4240, 4250, 4255, 4430, 4440, 4450, 4455, 4555, 4560, 4620, 4630, 4640, 4650, 4755, 4760, 4840, 4850, 4955, 4960, 7200, 7400, 7600, 7700, 7800, 8430, 8440, 8450, 8630, 8640, 8650, 8850, 7445, 9930, 9960, 9965, 7450, 9976, 9935, 7455, 9970, 6610, 6710, 6810 Features: 4050 s/n 006593-, 4250 s/n 011454-, 8430 Model Year 1974-1981, 8450 s/n 005535-, 8650 s/n 008068-, 8850 s/n 006536- Sprayer: 6000, 6500, 6100, 6600, 6700, Swather: (3430, 3830 All s/n 9600001-), 4890, 4895, 4990, 4995	\$24.00

**Cab: Foam Kits, Headliners, Floor Mats**


Order No: WN-AH118028

Description	Retail
 Panel, Bezel, Black Applications: 6620, 6622, 7720, 8820, 9910, 9920, 9930, 9940, 9950, 9960, 484, 7440, 7445, 5720, 5730, 5830, 2320, 2420, 3430, 3830, 4030, 4040, 4040S, 4230, 4240, 4240S, 4350, 4430, 4440, 4630, 4640, 4840, 8430, 8440, 8630, 8640 Features: W/Air Louvers	\$168.57

Order No: WN-BULKFOAM-4005

Description	Retail
 Cab, Bulk Foam, Red Applications: 45, 55, 95, 99, 105, 299, 499, 699, 2840, 2855, 2940, 2950, 2955, 3300, 4040, 4050, 4055, 4230, 4240, 4250, 4255, 4320, 4400, 4420, 4440, 4450 Features: 54" X 36", 1" Thick 4455, 4520, 4620, 4630, 4640, 4650, 6600, 6620, 7700, 7720, 8820, 9400, 9500, 9600, CTS	\$60.50

Order No: WN-BULKFOAM-4006

Description	Retail
 Bulk Foam, Cab, Berkshire Gray Applications: 45, 55, 95, 99, 105, 299, 499, 699,	\$60.50

John Deere®



**Cotton Picker: Operators Station / Cab**

**Cab: Foam Kits, Headliners, Floor Mats**

**Order No: WN-BULKFOAM-4006**

2840, 2855, 2940, 2950, 2955, 3300, 4040, 4050, 4055, 4230, 4240, 4250, 4255, 4320, 4400, 4420, 4440, 4450, 4455, 4520, 4620, 4630, 4640, 4650, 6600, 6620, 7700, 7720, 8820, 9400, 9500, 9600, CTS  
Features: 54" X 36", 1" Thick

**Order No: WN-BULKFOAM-4007**

Description	Retail
Cab, Bulk Foam, Black Applications: 45, 55, 95, 99, 105, 299, 499, 699, 2840, 2855, 2940, 2950, 2955, 3300, 4040, 4050, 4055, 4230, 4240, 4250, 4255, 4320, 4400, 4420, 4440, 4450 Features: 54" X 36", 1" Thick, 18 Holes Per Inch 4455, 4520, 4620, 4630, 4640, 4650, 6600, 6620, 7700, 7720, 8820, 9400, 9500, 9600, CTS	\$60.50

**Order No: WN-BULKFOAM-4008**

Description	Retail
Cab, Bulk Foam, Black Applications: 45, 55, 95, 99, 105, 299, 499, 699, 2840, 2855, 2940, 2950, 2955, 3300, 4040, 4050, 4055, 4230, 4240, 4250, 4255, 4320, 4400, 4420, 4440, 4450, 4455, 4520, 4620, 4630, 4640, 4650, 6600, 6620, 7700, 7720, 8820, 9400, 9500, 9600, CTS Features: 54" X 36", 1" Thick, 64 Holes Per Inch	\$60.50

**Order No: WN-BULKFOAM-4009**

Description	Retail
Cab, Bulk Foam, Basket Weave Black Applications: 45, 55, 95, 99, 105, 299, 499, 699, 2840, 2855, 2940, 2950, 2955, 3300, 4040, 4050, 4055, 4230, 4240, 4250, 4255, 4320, 4400, 4420, 4440, 4450 Features: 54" X 36", 1" Thick 4455, 4520, 4620, 4630, 4640, 4650, 6600, 6620, 7700, 7720, 8820, 9400, 9500, 9600, CTS	\$60.50

**Order No: WN-BULKFOAM-4010**

Description	Retail
Cab, Bulk Foam, Ginger Brown Applications: 45, 55, 95, 99, 105, 299, 499, 699, 2840, 2855, 2940, 2950, 2955, 3300, 4040, 4050, 4055, 4230, 4240, 4250, 4255, 4320, 4400, 4420, 4440, 4450 Features: 54" X 36", 1" Thick 4455, 4520, 4620, 4630, 4640, 4650, 6600, 6620, 7700, 7720, 8820, 9400, 9500, 9600, CTS	\$60.50

**Order No: WN-BULKFOAM-4012**

Description	Retail
Cab, Bulk Foam, Brindle Brown Applications: 45, 55, 95, 99, 105, 299, 499, 699, 2840, 2855, 2940, 2950, 2955, 3300, 4040, 4050, 4055, 4230, 4240, 4250, 4255, 4320, 4400, 4420, 4440, 4450 Features: 54" X 36", 1" Thick 4455, 4520, 4620, 4630, 4640, 4650, 6600, 6620, 7700, 7720, 8820, 9400, 9500, 9600, CTS	\$60.50

**Order No: WN-BULKFOAM-4013**

Description	Retail
Cab, Bulk Foam, Black Applications: 45, 55, 95, 99, 105, 299, 499, 699, 2840, 2855, 2940, 2950, 2955, 3300, 4040, 4050, 4055, 4230, 4240, 4250, 4255, 4320, 4400, 4420, 4440, 4450 Features: 54" X 36", 2" Thick, 64 Holes Per Inch 4455, 4520, 4620, 4630, 4640, 4650, 6600, 6620, 7700, 7720, 8820, 9400, 9500, 9600, CTS	\$97.50

**Order No: WN-BULKFOAM-4015**

Description	Retail
Cab, Bulk Foam, Berkshire Gray Applications: 45, 55, 95, 99, 105, 299, 499, 699, 2840, 2855, 2950, 2955, 3300, 4040, 4050, 4055, 4230, 4240, 4250, 4255, 4320, 4400, 4420, 4440, 4450, 4455 Features: 54" X 36", 1/2" Thick 4520, 4620, 4630, 4640, 4650, 6600, 6620, 7700, 7720, 8820, 9400, 9500, 9600, CTS	\$45.50

**Order No: WN-BULKFOAM-4016**

Description	Retail
Cab, Bulk Foam, Black Applications: 45, 55, 95, 99, 105, 299, 499, 699, 2840, 2855, 2950, 2955, 3300, 4040, 4050, 4055, 4240, 4250, 4255, 4320, 4400, 4420, 4440, 4450, 4520, 4620 Features: 54" X 36", 1/2" Thick, 18 Holes per Inch 4630, 4640, 4650, 6600, 6620, 7700, 7720, 8820, 9400, 9500, 9600, CTS	\$45.50

**Order No: WN-BULKFOAM-4017**

Description	Retail
Cab, Bulk Foam, Black Applications: 45, 55, 95, 99, 105, 299, 499, 699, 2840, 2855, 2940, 2950, 2955, 3300, 4040, 4050, 4055, 4230, 4240, 4250, 4255, 4320, 4400, 4420, 4440, 4450 Features: 54" X 36", 1/2" Thick, 64 Holes Per Inch 4455, 4520, 4620, 4630, 4640, 4650, 6600, 6620, 7700, 7720, 8820, 9400, 9500, 9600, CTS	\$45.50

**Order No: WN-BULKFOAM-4019**

Description	Retail
Cab, Bulk Foam, Brindle Brown Applications: 45, 55, 95, 99, 105, 299, 499, 699, 2840, 2855, 2940, 2950, 2955, 3300, 4040, 4050, 4055, 4230, 4240, 4250, 4255, 4320, 4400, 4420, 4440, 4450 Features: 54" X 36", 1/2" Thick 4455, 4520, 4620, 4630, 4640, 4650, 6600, 6620, 7700, 7720, 8820, 9400, 9500, 9600, CTS	\$45.50

**Order No: WN-BULKFOAM-4084**

Description	Retail
Cab, Bulk Foam, Sand Cloth Tan Applications: 45, 55, 95, 99, 105, 299, 499, 699, 2840, 2855, 2940, 2950, 2955, 3300, 4040, 4050, 4055, 4230, 4240, 4250, 4255, 4320, 4400, 4420, 4440, 4450, 4455, 4520, 4620, 4630, 4640, 4650, 6600, 6620, 7700, 7720, 8820, 9400, 9500, 9600, CTS Features: 54" X 36", 1/2" Thick, 64 Holes Per Inch	\$45.50

**Order No: WN-BULKFOAM-4104**

Description	Retail
Cab, Bulk Foam, Red Applications: 45, 55, 95, 99, 105, 299, 499, 699, 2840, 2855, 2940, 2950, 2955, 3300, 4040, 4050, 4055, 4230, 4240, 4250, 4255, 4320, 4400, 4420, 4440, 4450 Features: 54" X 84", 1-1/2" Thick 4455, 4520, 4620, 4630, 4640, 4650, 6600, 6620, 7700, 7720, 8820, 9400, 9500, 9600, CTS	\$82.50

**Order No: WN-BULKFOAM-4118**

Description	Retail
Cab, Bulk Foam, Silver Foil Applications: 45, 55, 95, 99, 105, 299, 499, 699, 2840, 2855, 2940, 2950, 2955, 3300, 4040, 4050, 4055, 4230, 4240, 4250, 4255, 4320, 4400, 4420, 4440, 4450 Features: 54" X 36", 1" Thick 4455, 4520, 4620, 4630, 4640, 4650, 6600, 6620, 7700, 7720, 8820, 9400, 9500, 9600, CTS	\$60.50


**Order No: WN-KMGLUE**

John Deere®

**Cotton Picker: Operators Station / Cab**

**Cab: Foam Kits, Headliners, Floor Mats**

Order No: WN-KMGLUE


Description	Retail
 Cab, Foam, Glue Applications: 45, 55, 95, 99, 105, 299, 499, 699, 2840, 2855, 2940, 2950, 2955, 3300, 4050, 4055, 4250, 4255, 4400, 4420, 4430, 4440, 4450, 4455, 4520, 4555 Features: 18 oz. Spray Adhesive	\$26.25

**Cab: Glass**


Order No: WN-AH166648

Description	Retail
Cab, Windshield Applications: 9400, 9410, 9450, 9500, 9510, 9550, 9560, 9560STS, 9600, 9610, 9650, 9650CTS, 9650STS, 9660, 9660CTS, 9660STS, 9750STS, 9760STS, 9860STS Features: 66" Top, 71-1/2" Bottom, 57" Sides	\$676.56

Order No: WN-AH168703


Description	Retail
 Glass, Door Applications: CTS, CTS II, 9400, 9410, 9450, 9500, 9500SH, 9510, 9510SH, 9550, 9550SH, 9600, 9610, 9650, 9650CTS Features: 41" Top, 17" Bottom, 57.37" Front, 58" Rear, Ships Truck Freight 9550 S/N -700200, 9550SH S/N -700700, 9650 S/N -700300	\$185.00

Order No: WN-H206852

Description	Retail
 Glass Door Applications: 9450, 9550, 9550SH, 9560, 9560SH, 9560STS, 9570STS, 9650, 9650CTS, 9650STS, 9660, 9660CTS Features: A=40-1/2", B=40", C=17", D=56-1/2", E=9-1/2", Ships Truck 9550 S/N 700201-, 9550SH S/N 700701-, 9650STS S/N 700501-	\$329.00


**Electronics: Cameras & Related**

Order No: WN-GS3C

Description	Retail
 Cab Cam, External Monitor System, Power Video Cable Applications: 8285R, 8295R, 8310R, 8310RT, 8320RT, 8335R, 8335RT, 8345R, 8345RT, 8360R, 8360RT, 8370R, 8370RT, 9360R, 9410R, 9460R, 9460RT, 9510R Features: 20', To Connect CabCam Camera to JD GS3 Command Center 9510RTR, 9560R, 9500RT, Cab Cam, External Monitor System, Power Video Cable Applications: S650, S660, S670, S680, S690, 7200R, 7210R, 7215R, 7230R, 7250R, 7260R, 7270R, 7280R, 8235R, 8245R, 8260R, 8270R Features: 20', To Connect CabCam Camera to JD GS3 Command Center	\$73.71


**Electronics: Radios & Speakers**

Order No: WN-RHBLJD

Description	Retail
 Radio, Housing, Bezel Applications: 2320, 2350, 2355, 2360, 2420, 2550, 2555, 2750, 2755, 2855N, 2940, 2950, 2955, 3150, 3155, 3255, 3430, 3830, 4050, 4230, 4250, 4450, 4640, 4650, 4840, 4850, 5720, 5730, 580, 5820, 6000, 8430, 8630, 8850, 9950 Features: Black	\$11.99

**Seats: Cushions**


Order No: WN-7896

Description	Retail
 Seat, Cushion, 4-Piece Set Applications: 2955, 3055, 3150, 3155, 3255, 4020, 4030, 4040, 4050, 4055, 4230, 4240, 4250, 4255, 4320, 4430, 4440, 4450, 4455, 4555, 4560, 4630,	\$352.00


4640, 4650

Features: Backrest, (2) Side/Arm Rests, Bottom Cushion, Steel Backing


Order No: WN-AR76515

Description	Retail
 Seat, Cushion, Bottom Applications: 4400, 4420, 6600, 6620, 7700, 7720, 8820, 9920, 9930, 9940, 9950, 9960, 5420, 5440, 5460, 5720, 5730, 5820, 5830, 2280, 3430, 3830, 4890, 4990, 4700, 4710, 6000, 6100, 6500, 6600, 6700, 2140, 2350, 2355, 2550, 2555, 2750, 2755, 2855N, 2940, 2950, 2955, 3040, 3150, 3155, 3255, 4060 Features: Steel Back, For Mechanical Suspension Seat, Economy 2140 S/N 43000-, 3040 S/N 43000-, 4040, 4040S, 4050, 4230, 4240, 4240S, 4250, 4350, 4430, 4440, 4450, 4560, 4630, 4640, 4650, 4760, 4840, 4850, 4960, 7200, 7210 w/cab, 7400, 7410 w/cab, 7510, 7600, 7610 w/cab, 7700, 7710 w/cab, 7800, 7810 w/cab, 8100, 8100T, 8200, 8200T, 8300, 8300T, 8400, 8400T, 8430, 8560, 8570, 8630, 8640, 8650, 8760, 8770, 8850, 8960, 8970, 9100, 9200, 9300, 9400	\$122.47

Order No: WN-SEATBRKT

Description	Retail
 Seat Piece Set Applications: JD600, 2010, 2510, 2520, 3010, 3020, 4000, 4010, 4020, 4030, 4230, 4240, 4320, 4430, 4520, 4620, 4630, 484, 5010, 5020, 5200, 5400, 6000, 6030, 6600, 7020, 7520, 7700, 820, 830, 9900, 9910, 45, 55, 95, 105, 3300, 6600, 6602, 6620, 7700, 99, 299, 484, 5200, 5400, 9900, 9910 Features: Bracket Set for JD 3 Piece Wrap Around Seat 1 Back Support Bracket, 1 Rear Armrest Support Bracket, 1 RH Seat Bracket, 1 LH Seat Bracket; Additional Models: Fits John Deere Hay Equipment(s) 400, 425; Fits John Deere Sprayer(s) 6000, 820 (3 Cylinder Utility), 830 (3 Cylinder Utility), 2010 S/N 42001-, 45 S/N 6901-, 55 S/N 55-57001-, 95 S/N 9001-, 105 S/N 3001-	\$28.00


Order No: WN-TY26545

Description	Retail
 Seat 3 Piece Set Applications: JD600, 2010, 2510, 2520, 3010, 3020, 4000, 4010, 4020, 4030, 4230, 4240, 4320, 4430, 4520, 4620, 4630, 484, 5010, 5020, 5200, 5400, 6000, 6030, 6600, 7020, 7520, 7700, 820, 830, 9900, 9910, 45, 55, 95, 105, 3300, 6600, 6602, 6620, 7700, 99, 299, 484, 5200, 5400, 9900, 9910 Features: Original Thicker Bottom 5.5" Cushion, Brackets Not Included Additional Models: Fits John Deere Hay Equipment(s) 400, 425, Fits John Deere Sprayer(s) 6000, 820 (3 Cylinder Utility), 830 (3 Cylinder Utility), 2010 S/N 42001-, 45 S/N 6901-, 55 S/N 55-57001-, 95 S/N 9001-, 105 S/N 3001-	\$120.00

**Cotton Picker: Rear Axle & Steering**


**Axle: Bolsters & Pivot Plates**

Order No: WN-AR69836

Description	Retail
 Pivot Bolster Applications: 2510, 2520, 3010, 3020, 4000, 4010, 4020, 4320, 9900 Features: With Caps and Bolts This is a Truck-Freight Item	\$603.42

**Hubs & Related: Bearings & Seals**

Order No: WN-AR27806

Description	Retail
 Seal, Front Hub Applications: 2355, 2555, 2750, 2755, 4520, 4555, 4560, 4620, 4630, 4640, 4650, 4755, 4760, 4840, 4850, 4955, 4960, 5020, 6030, 9940, 9950	\$6.58

John Deere®


**Cotton Picker: Rear Axle & Steering**

**Hubs & Related: Bearings & Seals**


Order No: WN-AR27806

Features: For GP Models w/Extra HD Fixed Axle or in R63556 Hub


Order No: WN-AT13161

Description	Retail
 Seal, Front Hub Applications: 1010, 34, 35, 3800, 3940, 3950, 3955, 3960, 3970, 3975, 5200, 5400, 5440, 5460, 5720, 5730, 5820, 5830, 6610, 6710, 6810, 6910, 9900, 9910 Features: Sold In Package of 2, Priced Individually	\$6.17


Order No: WN-JD9041

Description	Retail
 Bearing, Cone Applications: 4030, 40230, 4430, 4040, 4240, 4440, 4050, 4250, 4450, 4650, 4850, 4055, 4255, 4455, 4555, 4755, 4955, 7600, 7700, 7800, 4560, 4760, 4960, 7210 Features: additional Applications: 4030, 40230, 4430, 4040, 4240, 4440, 4050, 4250, 4450, 4650, 4850, 4055, 4255, 4455, 4555, 4755, 4955, 7600, 7700, 7800, 4560, 4760, 4960, 7210, 7410, 7510, 7610, 7710, 7810, 2955, 3055, 3255, 6200, 6300, 6400, 6500, 6110, 6210, 6310, 6410, 6120, 6220, 6320, 6420, 6215, 6415, 6615, 6715, 7330, 6230, 6330, 6430, 7130, 7230, 6230, 6330, 6430, 7330, 6105R, 6115R, 6125R, 6140R, 6105M, 6115M, 6125M, 6140M, 6150M, 6170M, 6110R, 6120R, 6130R, 6145R, 6155R, 2755, 7500, 7405, 6415,	\$8.50

Order No: WN-JD9170


Description	Retail
 Bearing Cup Applications: Various JD Equipment	\$5.95

Order No: WN-RE54815


Description	Retail
 Bearing, Wheel Kit Applications: 4030, 4230, 4040, 4240, 4440, 4050, 4250, 4450, 4055, 4255, 4455, 7600, 7700, 7800, 7610, 7710, 7810, 2955, 3055, 3255, 3200, 6300, 6400, 6500 Features: Bearings, Races, Seal, Wear Ring,	\$32.00

**Hubs & Related: Hubs**

Order No: WN-R49839

Description	Retail
 Wheel Hub Applications: 1020, 1520, 1640, 1840, 1950N, 2020, 2030, 2040, 2040S, 2140, 2150, 2155, 2250, 2350, 2355N, 2440, 2450, 2510, 2550, 2555, 2630, 2640, 2650, 2750, 2755, 2840, 2850, 2855N, 2940, 2950, 3040, 3130, 3140, 3150, 3350, 4000, 4020, 4030, 4040, 4230, 4240, 4430, 6403, 7405, 9900, 9910, 9920 Features: 6 Bolt, Press-On Style Cap 3130 S/N 186270-, 3150 (standard duty), 3350 (standard duty), 4000 S/N 201000-, 4020 S/N 201000-; Fits John Deere Industrial 210C, 300, 300B, 300D, 301, 301A, 302, 302A, 310, 380, 400, 401, 401B, 401C, 480, 480A, 480B; Fits John Deere Planter / Drill(s) 455, 730, 750, 1560, 1590, 1820, 1850, 1860, 9400; Fits John Deere Sprayer(s) 6000; Fits John Deere Tillage(s) 637, 650, 3710	\$56.00


Order No: WN-R49841

Description	Retail
 Front Hub 8 Bolt Applications: 2955, 3055, 3255, 3350, 4030, 4040, 4050, 4055, 4230, 4240, 4250, 4255, 4430, 4440, 4450, 4455, 6010, 6100, 6110, 6110L, 6120,	\$79.00

6120L, 6200

**Spindles & Knees: Bushings, Bearings & Thrust Washers**

Order No: WN-R49838


Description	Retail
 Spindle Thrust Washer Applications: 2955, 3055, 4030, 4040, 4050, 4055, 4230, 4240, 4250, 4255, 4430, 4440, 4450, 4455, 6010, 6100, 6120, 6200, 6210, 6300, 6310, 6320, 6400, 6410, 6420, 6510, 6520, 6605, 7200, 7210, 7400, 7410, 7600, 7610, 7700, 7710, 7800, 7810, 6620, 6610, 7200, 7210, 7400, 7410, 7800 Features: 1.75" ID, 3" OD, 2 per Spindle 7210 S/N -010920, 7410 S/N -011540	\$2.50

**Spindles & Knees: Spindles**

Order No: WN-AH87542


Description	Retail
Spindle, Left Hand Applications: 6600, 6620, 7700, 7720, 484, 7440, 7440, 5720, 5730, 5820, 5830 Features: A=5.687", B=2.250", C=1.874", D=1.499" 6600 S/N 254051-, 7720 S/N -507350, 484 S/N 777-	\$362.11

Order No: WN-AR55180

Description	Retail
 Spindle, Splined Applications: 2510, 2520, 3010, 3020, 4000, 4010, 4020, 4320, 802, 9900 Features: A=15.125", B=1.500", C=1.687", D=1.312" (2510, 2520 s/n 022001-, 3010, 3020, 4000, 4010, 4020, 4320, All Row Crop Front Axle), 802, 9900	\$155.00

**Steering: Steering Arms**


Order No: WN-R27808

Description	Retail
 Steering Arm Center Applications: 499, 699, 2510, 2520, 3010, 3020, 4000, 4010, 4020, 4320, 9900	\$135.86

Order No: WN-R51121


Description	Retail
Steering Arm, Center Applications: 4555, 4560, 4630, 4640, 4650, 4755, 4760, 9940, 9950 Features: 6 Splines, W/O MFWD	\$195.49

Order No: WN-R61157

Description	Retail
 Steering Arm, Left Hand Applications: 4030, 4040, 4230, 9910, 9920 Features: 1.750" Diameter, 9.120" Total Length, 6 Tooth Spline 4030 (Narrow/Wide Front), 4040, 4230 (both Regular, Narrow, Wide or Hi-Crop Front)	\$144.26


**Steering: Steering Cylinders**

Order No: WN-AH75396

Description	Retail
 Power Steering, Cylinder, End Applications: 1050, 3300, 4400, 4420, 484, 6600, 6602, 6620, 7700, 7720, 7440, 7445, 5200, 5400, 5420, 5440, 5460, 5720, 850, 950 Features: A= 2.25", B= 0.6875", 18 RH Thread 1050 S/N -0110000, 7445 S/N -4000	\$25.75

**Steering: Tie Rods & Related**

Order No: WN-AH94057

Description	Retail
 Power Steering Cylinder End Applications: 6602, 6620, 6620, 7720, 8820, 9930, 9960, 9965, 9970, 7445 Features: 16 Right Hand Thread 6602 S/N 353601-, 7445 S/N 4001- W/Wide Axle	\$59.47

Order No: WN-AR51584


John Deere®




**Cotton Picker: Rear Axle & Steering**

**Steering: Tie Rods & Related**


Order No: WN-AR51584

Description	Retail
 Tie Rod, Outer Applications: 2510, 2520, 3030, 3020, 4000, 4010, 4020, 4230, 4320, 9900 Features: A= 12.75", B= 1", C= 11 - 0.375" Holes	\$25.00


Order No: WN-AR63588

Description	Retail
 Tie Rod, Inner Applications: 4030, 4040, 4050, 4055, 4230, 4240, 4250, 4255, 4430, 4440, 4450, 4455, 6500, 6600, 6700, 7445, 9910, 9920, 9930 Features: 3.812" Length, 0.875" Diameter, Right Hand Threads (6500, 6600, 6700 All Self Propelled)	\$20.00


Order No: WN-AR63592

Description	Retail
 Tie Rod, Outer Applications: 4030, 4040, 4050, 4055, 4230, 4240, 4250, 4255, 4430, 4440, 4450, 4455, 9910, 9920 Features: A= 16", B= 1", 8 Holes 4030 w/ Reg Wide Front Axles	\$35.00


Order No: WN-AR63593

Description	Retail
 Tie Rod End Outer Applications: 4030, 4040, 4050, 4055, 4230, 4240, 4250, 4255, 4430, 4440, 4450, 7445, 9920, 9930 Features: A= 18.75", B= 0.99" (4030, 4040, 4050, 4055, 4230, 4240, 4250, 4255, 4430, 4440, 4450, 4455, All w/Extra Wide Row Front Axles),	\$40.00


Order No: WN-AR63833

Description	Retail
 Tie Rod, Outer Applications: 4555, 4560, 4630, 4640, 4650, 4755, 4760, 9940, 9950 Features: A= 16.25", B= 1.116", 8 Holes (4555, 4560, 4630, 4640, 4650, 4755, 4760 All w/ Reg Wide Front Axle)	\$45.00


Order No: WN-M2301T

Description	Retail
 Tie Rod, Clamp Applications: 5010, JD500, JD600, 5020, 6030, 4230, 4430, 4630, 4040, 4240, 4440, 4640, 4650, 4555, 4755, 7600, 7700, 7800, 4560, 4760, 7200, 7400, 7210, 7410, 7510, 7610, 7710, 7810, 2750, 2755, 2355, 2555, 7330, 7130, 7230, 6140R, 6150R, 6150RH, 6150M, 6170M, 6145R, 6155R, 6155RH, 7220, 7320 Features: 7420, 7520, 6145M, 6155M, 6145R, 6155R, 6155RH, 6620, 7720 All w/ Adjustable Rear Axle, 8820, 9600, CTS, 9660, 9560, 9560SH, 310, 310A, 310B, 401D, 610, 480C, 500, 500A, 500B, 500C, 510, 600, 700A, 760, 760A, 9940, 9950, 9965, 9960	\$6.00

Order No: WN-R28021


Description	Retail
 Tie Rod, Tube, Large Outer Applications: 2510, 2520, 3010, 3020, 4000, 4010, 4020, 4230, 4320, 9900 Features: A= 12.375" Long, B= 7/8 x 18 RH Thread, C= 1.375" ID	\$32.00

Order No: WN-R28024


Description	Retail
 Tie Rod, Clamp, Wedge Block Applications: 2510, 2520, 3010, 3020, 3300, 4000, 4020, 4230, 4240, 4320, 4400, 4420, 4430, 4440, 4555, 4560, 4630, 4755, 4760, 4955, 6600, 6620, 7700, 7720 Features: 4 Used, Comes as Pack of 2 Priced	\$2.15

each


Order No: WN-R54963

Description	Retail
 Tie Rod, Tube Applications: 4030, 4040, 4050, 4055, 4230, 4240, 4250, 4255, 4430, 4440, 4450, 4455, 9920 Features: 17.5" Long 4030, 4040, 4050, 4055, 4230, 4240, 4250, 4255, 4430, 4440, 4450, 4455, All w/Regular Adjustable Axle	\$20.00

Order No: WN-R54965

Description	Retail
 Tie Rod, Tube Applications: 4030, 4040, 4050, 4055, 4230, 4240, 4250, 4255, 4430, 4440, 4450, 4455, 9920 Features: 20-1/2" Long, For Wide Adjustable Axle (4030, 4040, 4050, 4055, 4230, 4240, 4250, 4255, 4430, 4440, 4450, 4455, All w/ Extra Wide Row Front Axles)	\$55.00


Order No: WN-R55075

Description	Retail
 Tie Rod Tube Applications: 4040, 4230, 4240, 4250, 4430, 4440, 4555, 4560, 4630, 9940, 9950 Features: 17.375" Long (4040, 4230, 4240, 4250, 4430, 4440, All Power Front Axles), (4555, 4560, All Reg Wide Front Axle), 4630 Power Front Wheel	\$23.00

**Cotton Picker: Rims, Tires & Tracks**

**Front: Rims**

Order No: WN-AH145348

Description	Retail
 Rim, 18 x 42, Dual Applications: 9560STS, 9600, 9610, 9650, 9650CTS, 9650STS, 9660, 9660CTS, 9660STS, 9750STS, 9760STS, 9860STS, CTS II, 9986, 9996 Features: Inner, 10 Bolt, For 20.8 x 42 Tire, 11" Pilot	\$1,792.00

Order No: WN-AH150346

Description	Retail
Rim, 18" x 42", Dual Applications: 9560STS, 9600, 9610, 9650, 9650CTS, 9650STS, 9660, 9660CTS, 9660STS, 9750STS, 9760STS, 9860STS, CTS II, 9986, 9996 Features: Outer, 10 Bolt, For 20.8 x 42 Tire, 11" Pilot	\$1,792.00

**Front: Spacers**

Order No: WN-13021SPACER

Description	Retail
Spacer, 21" Applications: 9600, 9960, 9965 Features: Spaces Standard 10 Hole Tractor Dual Rims to 9960 JD Picker	\$678.00

**Cultivator: Wheels & Rims**

**Wheels: Gauge, Tires, & Bearings**


Order No: WN-013-412SC

Description	Retail
Row Unit, Tire Applications: RM Features: 4X12 Smooth Cultivator Tire	\$20.25

**Disc: Frame & Hitch**

**Frame: Main**

Order No: WN-F4100

Description	Retail
 Bearing, Flange Half Applications: 9870STS, 9670STS, 9770STS, 9670STS, 310, 330, 340, 360, 350, 370, 331 Features: 4 Bolt Round, 100mm	\$4.50

**Disc: Gang**

**Gang: Axle**

Order No: WN-A20615

**Disc: Gang**

**Gang: Axle**

Order No: WN-A20615

Description	Retail
Disc, Gang Bolt Applications: 110, 111, 115, 210, 215, 230, 235, 621, 627, 630, 637 Features: 1 1/8" Square X 68 11/16" Long Disk Axle	\$68.25

Order No: WN-A20616

Description	Retail
Disc, Gang, Bolt Applications: 110, 111, 115, 210, 215, 220, 230, 235, 621, 627, 630 Features: 1-1/8" Square x 77-11/16" Long, 3-1/2" Thread Length	\$73.50

**Gang: Bearing**

Order No: WN-A20649



Description	Retail
Disc Bearing Applications: 210, 220, 230 Features: 1.781" Bore, 3.3465" OD, 1.438" Inner Ring Width	\$23.67

Order No: WN-AA28184



Description	Retail
Bearing, Ball Applications: 210, 215, 220, 230, 235, 621, 627, 630, 637, 714, 722, 704, 714, 722, 724, 726	\$23.00

Order No: WN-AA28186



Description	Retail
Bearing, Disc Harrow Applications: 310, 315, 330, 331, 335, 340, 350, 355, 360, 370, 635, 637, 640, 650, 670, 510, 512 Features: JD Disc Harrow	\$29.00

Order No: WN-AA30941



Description	Retail
Bearing Applications: 210, 215, 220, 230, 235, 621, 627, 630, 637, 712 Features: 1.750" Bore, Bearing-Flange Assembly	\$28.00

Order No: WN-AA30942



Description	Retail
Bearing Applications: 310, 315, 330, 331, 335, 340, 350, 355, 360, 370, 635, 637, 640, 650, 670, 510, 512 Features: 2.1875" Bore, Bearing-Flange Assembly	\$38.00

Order No: WN-F4Z85



Description	Retail
Bearing, Flange Half Applications: 210, 220, 230 Features: 4 Bolt Round, W/ Zerk, 85mm	\$4.00

Order No: WN-JD8565

Description	Retail
Bearing, Ball Applications: 930, 950, 4484, 4493, 4684, 4884, 5184, 5186	\$52.50

**Gang: Disc**

Order No: WN-A47239



Description	Retail
Disc, Blade Applications: 215, 235, 355, 512, 630, 635, 637, 640, 650, 670, 722, 724, 726, B2, BW, BWN.BWS, BWA, BWF Features: 18X7G SM 1-1/8"SQ-490	\$39.25

Order No: WN-A49254



Description	Retail
Disc, Blade Applications: 230	\$44.75

Features: 22X7 Gauge SM 1-1/8"X1-1/4"

Order No: WN-B31318



Description	Retail
Disc, Blade Applications: 230 Features: 20X7 Gauge, SM 1-1/8"X1-1/4", SQ-824872	\$37.00

Order No: WN-B32711



Description	Retail
Disk Blade Applications: 201, 215, 220, 230, 235, 310, 315, 330, 335, 340, 350, 360, 370, 375, 440, 455, 630 Features: 22" Deep Cone, 3/16" Thick, 1-1/8" Square Drive Shaft	\$58.50

Order No: WN-B35606



Description	Retail
Disc, Blade Applications: 215, 637 Features: 24X1/4 SM 1-1/4"SQ-2426	\$66.00

Order No: WN-N186718



Description	Retail
Disc, Blade Applications: 630, 635, 637, 722, 724 Features: 16X7G SM 1-1/8"SQ-480	\$31.00

**Gang: Scraper**

Order No: WN-N242551



Description	Retail
Blade, Scraper Applications: 215, 235, 512, 630, 635, 637, 722, 2310, 2620, 2623, 2625, 2623VT, 2720	\$8.00

**Forge Harvester Head: Cutter Bar**

**Cutter Bar: Knives**

Order No: WN-125-LK0021HF

Description	Retail
Knife, Flail Shredder Applications: 220 Features: Side Knife, Hard Faced	\$17.00

**Forge Harvester: Belts / Chains**

**Belts / Chains: Belts**

Order No: WN-B78K

Description	Retail
Belt, V Applications: 6610, 6710, 6810, 6910, 6650, 6750, 6850, 6950 Features: Kevlar Blue, 5/8" X 81"	\$24.68

Order No: WN-C105



Description	Retail
Belt, V Applications: 1214 Features: 7/8" x 109" 1214 Mower	\$25.95

Order No: WN-HCR73784



Description	Retail
Belt, Fan Applications: 3430, 3830, 940, 1040, 1140, 1640, 1840, 2040, 2140, 2150, 2155, 2240, 2255, 2350, 2550, 2750, 3120, 3130, 5105, 5200, 5205, 5210, 5220, 5300	\$21.08

**Forge Harvester: Chute**

**Chute: Power Feed Roller**

Order No: WN-AE42180



Description	Retail
Feed Roll, Bottom Applications: 5400, 5460 Features: Smooth With Hex Shaft 1-1/4"	\$384.00


XXX: XXX

Order No: WN-1987399C3


**Forage Harvester: Chute**

**XXX: XXX**

**Order No: WN-1987399C3**

Description	Retail
 Blower Motor Applications: 3300, 4030, 4040, 4230, 4240, 4430, 4440, 4630, 4640, 4840, 4420, 6600, 6620, 7700, 7720, 8820, 9400, 9500, 9600, CTS, 9570STS, 9870STS, 9670STS, 9770STS, 5200, 5400, 54440, 5460 Features: 12V, 3/8"x4-1/4" Double Shaft, Rev, 3 Speed, Vented, 4 Wire	\$85.00


**Order No: WN-RE24308**

Description	Retail
 Air Conditioner, Low Pressure Switch Applications: 4030, 4040, 4050, 4055, 4230, 4240, 4250, 4255, 4430, 4440, 4450, 4455, 4555, 4560, 4620, 4630, 4640, 4650, 4755, 4760, 4840, 4850, 4955, 4960, 7200, 7400, 7600, 7700, 7800, 8430, 8440, 8450, 8630, 8640, 8650, 8850, 7445, 9930, 9960, 9965, 7450, 9976, 9935, 7455, 9970, 6610, 6710, 6810 Features: 4050 s/n 006593-, 4250 s/n 011454-, 8430 Model Year 1974-1981, 8450 s/n 005535-, 8650 s/n 008068-, 8850 s/n 006536- Sprayer: 6000, 6500, 6100, 6600, 6700, Swather: (3430, 3830 All s/n 9600001-), 4890, 4895, 4990, 4995	\$24.00


**Forage Harvester: Cooling System**

**Oil Coolers: Engine Oil Coolers**

**Order No: WN-AR55394**


Description	Retail
 Cooler, Oil Applications: 600, 644, 644A, 646, 646B, 690, 690A, 693C, 740, 4000, 4010, 4020, 4040, 4050, 4230, 4240, 4320, 4430, 4520, 4620, 4630, 5440, 6600, 6620, 7700 Features: R520546 & RE524105, For "T" Engines	\$263.00

**Order No: WN-AT25038**

Description	Retail
 Cooler, Oil Applications: 6600, 6602, 6620, 6622, 7700, 7720, 8820, 9500, 9600, 9940, 9950, 9960, 9965, 5200, 5400, 5440, 5460, 5720, 5730, 4040, 4055, 4240, 4250, 4255 Features: 12 Plate	\$247.00


**Radiator: Hoses & Clamps**

**Order No: WN-R50402**

Description	Retail
 Oil Cooler Hose Applications: 8820, 9940, 9950, 5200, 5400, 5440, 5720, 5730, 644C, 646C, 740, 740A, 743, 743A, 762A, 762B, 770A, 770AH, 770B, 770BH, 772A, 772AH, 772B, 772BH, 790, 790D, 792, 793D, 850B, 892DLC, 4320, 4520, 4620, 4630, 4640, 4650, 4840, 4850, 7020, 8430, 8440, 8450 Features: Water Manifold/Lower Engine Oil Cooler, 5.3" Length, .867"ID 4520 Engine S/N 303519-, 8430 Years 1974-1981	\$10.10

**Thermostats: Gaskets**


**Order No: WN-R124607**

Description	Retail
 Thermostat Cover Gasket Applications: CTS, CTS II, 6600, 6620, 6622, 7720, 9500, 9510, 9510SH, 9550, 9550SH, 9560, 9560STS, 9600, 9610, 9640I WTS, 9640WTS, 9650, 9650CTS, 9650STS, 9660, 9660CTS, 9660I WTS, 9660STS, 9660WTS, 9680I WTS, 9680WTS, 9750STS, 9760STS, 9780CTS, 9940, 9950, 9960, 9965, 9970, 9976, 9986 Features: 9996, 5200, 5400, 5440, 5460, 6610, 6650, 6710, 6750, 6810, 6850, 6910, 6950	\$4.75

330LCR, 560D, 640E, 643J, 644C, 644D, 644E, 644G, 644H, 646C, 670C, 670CH, 670D, 672CH, 672D, 690B, 690C, 693C, 724J, 740A, 740G, 743, 743A, 750C, 750CII, 762B, 770B, 770C, 770CH, 770D, 772B, 772CH, 772D, 790, 790D, 792, 792DLC, 793D, 843J, 850B, 850C, 850C II, 870D, 872D, 892DLC, 892ELC, 4050, 4055, 4240, 4250, 4255, 4320, 4430, 4440, 4450, 4455, 4520, 4555, 4560, 4620, 4630, 4640, 4650, 4755, 4760, 4840, 4850, 4955, 4960, 6320, 6420, 6420S, 6520, 6620, 6820, 6920, 6920S, 7020, 7220, 7320, 7420, 7520, 7700, 7710, 7720, 7800, 7810, 7820, 8100, 8100T, 8110 S/N 094783, 8110T S/N -094783, 8120, 8120T, 8200, 8200T, 8210 S/N -094783, 8210T S/N -094783, 8220, 8220T, 8300, 8300T, 8310 S/N -094783, 8310T S/N -094783, 8320, 8320T, 8400, 8400T, 8410 S/N -094783, 8410T S/N -094783, 8420, 8420T, 8430 Years 1974-1981, 8440, 8450, 8520, 8520T, 8560, 8570, 8650, 9100, 9120


**Water Pump & Manifolds: Gaskets & Seals**

**Order No: WN-R50410**


Description	Retail
 Gasket, Water Pump Applications: 6600, 6602, 6620, 6622, 7700, 7720, 8820, 4040, 4230, 4430, 4630, 7020, 5200, 5400, 690B, 693B Features: 7020 S/N 335846-	\$4.07

**Water Pump & Manifolds: Pulleys**

**Order No: WN-RE249801**


Description	Retail
 Belt Tensioner Applications: 9200, 9300T, 9400T, 9220, 9320, 9420, 9520, 9620, 9320T, 9420T, 9520T, 9620T, 9860STS, 9870STS, 6650, 6750, 6850, 6950, 7350, 7450, 7550, 7750, 7380, 7480, 7580, 7780, 7760	\$195.00

**Order No: WN-RE57498**

Description	Retail
 Tensioner, Belt Applications: 8100, 8100T, 8110, 8110T, 8200, 8200T, 8210, 8210T, 8300, 8300T, 8310, 8310T, 8400, 8400T, 8410, 8410T, 644G, 750C, 850C, 6610, 6650, 7200	\$63.00

**Water Pump & Manifolds: Repair Kits**

**Order No: WN-RP136**


Description	Retail
 Water Pump Repair Kit Applications: 4320, 4430, 4520, 4620, 4630, 7020, 8430, 5200 Features: Gaskets, Bearing, Seal for Pumps Marked R46561, R50408, R58713 4520 S/N 303519-, 5200 Forage Harvester	\$41.25

**Water Pump & Manifolds: Water Pumps**

**Order No: WN-AR53547**

Description	Retail
Water Pump Applications: 5200, 5400, 6030, 7520 Features: Less Pulley, Casting #R48818	\$236.25


**Order No: WN-RE20024**

Description	Retail
 Water Pump Applications: 4320, 4520, 4620, 5200, 5400, 7020 Features: W/O Pulley 4520 Eng S/N 303579-, (5200, 5400, 7020, All Eng S/N -335845)	\$261.82

**Forage Harvester: Cutter head**

**Drive: Related Parts**

**Order No: WN-H162269**

Description	Retail
 Eye Bolt Applications: 9400, 9500, 9600, CTS, 9410, 9510,	\$19.00

John Deere®



**Forage Harvester: Cutter head**

**Drive: Related Parts**

Order No: WN-H162269

9510SH, 9610, CTSII, 7950, 7250, 7350, 7450, 7550, 7750, 7850, 7180, 7280, 7380, 7480, 7580, 7780, 7980


**Forage Harvester: Drive Train**

**Axle: Drive Shafts & Couplers**


Order No: WN-H106283

Description	Retail
Shaft, Axle Coupler Applications: 5440, 5460, 5720, 5820, 6600, 6620, 7700, 7720, 7722, 8820 Features: 4" Long, 23 Spline	\$27.85

Order No: WN-H133231


Description	Retail
 Coupler, Drive Applications: 6610, 6710, 6810, 6910, 9560STS, 9570STS, 9600, 9610, 9650STS, 9660, 9660CTS, 9660STS, 9670STS, 9750STS, 9760STS, 9770STS, 9860STS, 9870STS	\$40.00

Order No: WN-H165510

Description	Retail
 Final Drive Coupler Applications: 9400, 9410, 9450, 9500, 9510, 9550, 9560, 9560STS, 9600, 9610, 9650, 9650CTS, 9660, 9660CTS, 9660STS, 9750STS, 9760STS, CTS, CTS II, 6650, 6750, 6850, 6950, 7200, 7300, 7400, 7500, 7700, 7800 Features: 4" Long, 18 Spline	\$29.00


**Clutch: Clutch Discs**

Order No: WN-AE30020


Description	Retail
 Trans Disc Applications: 5200, 5400, 5420, 5440, 5460, 5720, 5730, 5820, 5830 Features: 31 Splines, 2.05" Spline Diameter	\$172.63

**Final Drive: Pinion**

Order No: WN-H114203


Description	Retail
 Final Drive, Pinion Applications: 6600, 7700, 6620, 7720, 8820, 5720, 5730, 5820 Features: 10 Teeth, 8.32" Length, 23 Spline (6600, 7700 All w/32" Tires), 6620 S/N 553001-, 7720 S/N 556301- w/32" Tires, 8820 S/N 564101- w/ Tracks only	\$186.54

Order No: WN-H167722

Description	Retail
 Final, Drive, Pinion Shaft Applications: 9450, 9550, 9550SH, 9560, 9560SH, 9560STS, 9570STS, 9650, 9650CTS, 9650STS, 9660, 9660CTS, 9660STS, 9670STS, 9750STS, 9760STS, 9770STS, 9860STS, 9870STS, S550, S660, S670, 9970, 9976, 9986, 7200, 7250, 7300, 7350, 7400, 7450, 7500, 7550, 7700, 7750, 7800, 7850, 7950, 7180 Features: 8.84" Long, 10 Teeth, 18 Spline Additional Models: 7280, 7380, 7480, 7580, 7780, 7980	\$220.00

**Final Drive: Spindle / Axle**

Order No: WN-H201792

Description	Retail
 Final Drive, Spindle Applications: 9400, 9410, 9450, 9500, 9510, 9510SH, 9550, 9550SH, 9560, 9560SH, 9560STS, 9600, 9610, 9650CTS, 9660, 9660STS, 7200, 7300, 7400, 7500, 7700, 7800 Features: With Nut 9660STS with Bull Gear Finals	\$650.00

Order No: WN-RE57642

Description	Retail
Spindle, Left or Right Hand Applications: 7200, 7210, 7400, 7410, 7510 Features: A=12.937", B=1.745", C=1.967", D=1.312" 7210 S/N -010920, 7410 S/N -011540, 7510 S/N -030000	\$281.90

**Hydrostat: Assemblies**

Order No: WR-AE29476

Description	Retail
Hydrostat Motor Applications: 5200, 5400, 5440, 5460	\$1,625.00

Order No: WR-AE29477

Description	Retail
Hydrostat Pump Applications: 5200, 5400, 5440, 5460	\$2,062.00

Order No: WR-MPI4631-041

Description	Retail
Hydrostat Motor Applications: 9400, 9410, 9450, 9500, 9510, 9550, 9560STS, 9600, 9610, 9650CTS, 9660CTS, 9660STS, 9760STS, CTS II, 9960, 9965, 9970, 6610 Features: Eaton, Bull Gear Style Warranty is valid ONLY when Hydrostat Pump and Motor are sold as a SET.	\$1,617.00


**Hydrostat: Related Parts**

Order No: WN-JD9133


Description	Retail
Bearing Cup Applications: 6620, 7720, 8820, 9400, 9500, 9600, 9410, 9510, 9610, CTSII, 9450, 9550, 9650, 9650CTS, 9650STS, 9750STS, 9860STS, 9560, 9660, 9660CTS, 9560STS, 9570STS, 9870STS, 9670STS, 9770STS, S550, S660, S670, S680, S690, S670HM, S680HM, S690HM, 7600, 7700, 7800, 7200, 7400, 7210, 7410 Features: Forage Harvester - 5730, 5830, 6610, 6710, 6810, 6910, 6650, 6750, 6850, 6950, 7200, 7300, 7400, 7500, 7700, 7800, 7250, 7350, 7450, 7550, 7750, 7850, 7180, 7280, 7380, 7480, 7580, 7780	\$4.50

**Hydrostat: Shafts**


Order No: WN-AZ56818

Description	Retail
 Hydro Motor Drive Shaft Applications: 9650, 9650CTS, 9650STS, 9750STS, 9860STS, 9660, 9660STS, 9760STS, 9560STS, 9570STS, 9870STS, 9670STS, 9770STS, S550, S660, S670, 6650, 6750, 6850, 6950, 7200, 7300, 7400, 7500, 7700, 7800, 7250, 7350, 7450, 7550, 7750, 7850, 7180, 7280, 7380, 7480, 7580, 7780, 8600, 8700, 8100 Features: 105cc Forage Harvester: 8200, 8300, 8400, 8500, 8800	\$375.00

Order No: WN-H81605

Description	Retail
 Hydrostat, Shaft, Output Applications: 5200, 5400, 5440, 5460, 6600, 6602, 7700 Features: 19 Splines, Sunstrand 6602 Early	\$276.36

Order No: WN-H98071

Description	Retail
 Hydrostat, Shaft, Output Applications: 6602, 6620, 7720, 8820, 5200, 5400, 5460, 5720, 5830 Features: 12" Long, 26 & 23 Splines, Sunstrand 6602 Late, 6620 Late	\$402.00

**Transmission: Shafts**

Order No: WN-AH109692

**Forage Harvester: Drive Train**

**Transmission: Shafts**

Order No: WN-AH109692

Description	Retail
Shaft, Input, Hydrostatic Transmissions Applications: 5200, 5400, 5440, 5460, 5720, 5730, 5820, 5830, 6602, 6620, 6622, 7700, 7720, 8820 Features: 23 Teeth, 13.66" Long	\$251.06


Order No: WN-H85871

Description	Retail
Differential, Drive Shaft Applications: 6600, 6620, 7700, 7720, 8820, 5200, 5400, 5460, 5490, 5720, 5730, 5820, 5830 Features: 12.964" Long 6600 S/N 105891-, 6620, 7700 S/N 111901-, 7720	\$171.76

**Forage Harvester: Electrical**


**Alternator: Voltage Regulator**

Order No: WN-AR78298

Description	Retail
 Voltage Regulator Applications: 5200, 5400, 210C, 310, 310A, 310B, 310C, 315C, 410, 410B, 410C, 482C, 500, 500A, 500C, 510, 510B, 510C, 600, 610B, 610C, 710B, 710C, 760A, 1020, 1520, 1530, 2010, 2020, 2030, 2440, 2510, 2520, 3020, 4000, 4020, 4320, 4520, 4620, 5010, 5020, 6030, 7020, 7520, 830, 315, 5200, 5400, 6000 Features: 12V 210C, 310C, 315C, 410C, 482C, 510C, 610C All S/N -736175, 500A S/N -123113, 830 (3 Cylinder)	\$50.71


**Lights: Bulbs**

Order No: WN-9703399LED

Description	Retail
 H3 LED Bulb Applications: 7600, 7700, 7800, 7200, 7400, 8100, 8200, 8300, 8400, 6200, 6300, 6400, 6200L, 6300L, 6400L, 6110, 6210, 6310, 6410, 6110L, 6210L, 6310L, 6410L, 6310S, 6410S, 6510S, 6105M, 6115M, 6125M, 6140M, 6150M, 6170M, 6405, 6605, 6120, 6220, 6320, 6420, 6120L, 6320L, 6420L, 6520L, 6215, 6415 Features: Pack of 2 Tractor Models: 6615, 6715, 720, 7320, 7420, 7520, 5220, 5320, 5420, 5520, 5083EN, 5093EN, 5101EN, 7430, 7330, 7530, 6230, 6330, 6430, 7130, 7500, 7405, 5415, 5615, 5715, 6105D, 6115D, 5076E, 5076EL, 5082E, 5090E, 5090EL, 5090EH, 7505, 6403, 6603, 6415, 7230, 506M, 5075M, 5085M, 5095M, 5095MH, 5105M, 5105ML, 5325N, 5425N, 5525N, 6125E, 6125J, 5225, 5425, 5525, 5625; Forage Harvesters: 7200, 7300, 7400, 7500, 7700, 7800, 7250, 7350, 7450, 7550, 7750, 7850, 7950, 7180, 7280, 7380, 7480, 7580, 7780, 7980; Skid Loader: 318D, 320D, 323D, 326D, 328D, 332D, 333D, 319D, 329D, 326E, 318E, 319E, 320E, 323E, 318E, 319E, 320E, 323E, 5055E, 5065E, 5075E	\$28.00


**Lights: Headlamps & Work Lights**

Order No: WN-AH212522

Description	Retail
 LED Cab Roof Light Applications: 7460, 9996, 7760, 7660, CP690, 7200, 7300, 7400, 7700, 7800, 7950, 7250, 7350, 7450, 7550, 7750, 7850, 7180, 7280, 7380, 7480, 7580, 7780, 7980, 9860STS, 9560, 9560SH, 9660, 9660STS, 9760STS, 9560STS, 9570STS, 9870STS, 9670STS, 9770STS, 7200, 7300, 7400, 7500, 7700, 7800, 7950 Features: Oval LED, 4000 Lumens Additional Models: Forage Harvesters: 7250, 7350, 7450, 7550, 7750, 7850, 7180, 7280, 7380, 7480, 7580, 7780, 7980	\$94.00

**Starter: Assembly**

Order No: WN-RE515843


Description	Retail
 Starter Applications: 98660STS, 7760, 670, 6850, 730, 7350, 7400, 7450, 7500, 7550, 7700, 7750, 644B, 646, 744H, 824K, 844K, 5010, 5020, 6030, 750, 8450, 8630, 8650, 8760, 8770, 8870, 9200, 9220, 9300, 9300T, 9320, 9320T, 9400, 9400T, 9420, 9420T, 9430, 9430T, 9520, 9520T, 9530, 9530T, 9620, 9620T	\$342.00

Features: 12V, CW, Delco

**Forage Harvester: Engines & Related Parts**


**Assemblies: Short Blocks**

Order No: WN-RE506352

Description	Retail
 Tensioner, Belt Applications: S680, 7350, 7380, 7450, 7480, 7550, 7580, 7700, 7780, 7800, 9860STS, 9870STS	\$102.00


**Blocks & Components: Camshafts & Related**

Order No: WN-RE57054


Description	Retail
 Camshaft, 6 Cylinder, Diesel Applications: 9500, 9510, 9550, 9560STS, 9600, 9610, 9650, 9650CTS, 9660, 9660STS, 9750STS, 7710, 8110, 8400, 9120 Features: With Tappets, Marked R120872 9500 ES/N 500000-, 9600 ES/N 500000-	\$544.00

**Blocks & Components: Connecting Rods & Related**

Order No: WN-RE529319

Description	Retail
 Bearing, Main Applications: CTS II, 7710, 9510, 9510SH, 9550, 9550SHI, 9560STS, 9610, 9640, 9650, 9650CTS, 9650STS, 9660, 9660CTS, 9660STS, 9680, 9750STS, 9750STS Features: STD, 6081 - 8.1L Engine	\$23.00


Order No: WN-RE534181

Description	Retail
 Bearing, Main Applications: CTS, CTS II, 9510, 9510SH, 9550, 9550SHI, 9560STS, 9610, 9640, 9650, 9650CTS, 9650STS, 9660, 9660CTS, 9660STS, 9680, 9750STS, 9750STS Features: .292mm Oversized (.011"), 8.1L Engine	\$23.00

Order No: WN-RE534182


Description	Retail
Bearing, Main Applications: CTS II, 7710, 9510, 9510SH, 9550, 9550SHI, 9560STS, 9610, 9640, 9650, 9650CTS, 9650STS, 9660, 9660CTS, 9660STS, 9680, 9750STS, 9750STS Features: .022", 6081 - 8.1L Engine	\$23.00

Order No: WN-RE534185

Description	Retail
 Bearing, Connecting Rod Applications: CTS, CTS II, 7710, 7810, 8100, 8100T, 8110, 9510, 9510SH, 9550, 9550SH, 610, 9650, 9650CTS, 9650STS, 9750STS, 9780CTS, 9970, 9976, 9986 Features: .292mm Oversized (.011"), 6081 - 8.1L Engine	\$15.75

**Blocks & Components: Crankshafts & Related**

Order No: WN-AR96189WG

Description	Retail
 Crankshaft, 6 Cylinder, Diesel Applications: 4000, 4010, 4020, 4040, 4230, 4240, 4430, 4240, 4430, 4440, 4450, 4630, 4640, 4650, 4830, 4840, 4850, 4960, 8430, 8440, 8450, 7700, 7720, 8820, 466, 600, 644, 644A, 644C, 646C,	\$2,042.00

John Deere®

**Forage Harvester: Engines & Related Parts**

**Blocks & Components: Crankshafts & Related**


Order No: WN-AR96189WG

690, 690A, 693C, 740, 740A, 743, 743A, 762A, 762B, 770A, 770B, 772A, 772B, 790, 790D, 792, 793D, 850B, 892D  
 Features: With Oil Pump Gear, Short Nose, 2-3/4" Shoulder To Snout 6076, 9950, 5460, 5720, 5730

Order No: WN-RE500934

Description	Retail
Crankshaft Torsional Dampner Applications: CTS II, 9510, 9510SH, 9550, 9550SH, 9610, 9650, 9650CTS, 9660, 9660CTS, 9680IWTS, 9680WTS, 9970, 9976, 9986, 9996, 6610 Features: CTS II (Eng. S/N 039522-), 9510 (Eng. S/N 039522-), 9510SH (Eng. S/N 039522-), 9550 (S/N -156457), 9550SH (S/N -156457), 9610 (Eng. S/N 039522-)	\$317.90


Order No: WN-RE504199

Description	Retail
 Thrust Bearing Applications: CTS II, 9510, 9510SH, 9550, 9550 Sidehill, 9560STS, 9610, 9640, 9650, 9650CTS, 9650STS, 9660, 9660CTS, 9660STS, 9680, 9750STS, 9750STS, 7710, 7810, 7820, 7920, 8100, 8100T, 8110, 8110T, 8120, 8120T, 8200, 8200T, 8210, 8210T, 8220, 8220T, 8300, 8300T, 8310, 8310T, 8320, 8320T Features: .292mm Oversized (.011"), 6081 - 8.1L Engine Additional Applications: 8400T, 8410, 8410T, 8420, 8420T, 8520, 8520T, 9100, 9120, 9970, 9978, 9986, 9996, 6610, 6650, 7200	\$52.50


Order No: WN-RE53201

Description	Retail
Crankshaft, 6 Cylinder, Diesel Applications: 7600, 7700, 7800, 8100, 8200, 8300, 8400, 8560, 8570, 8760, 8770, 8870, 8960, 8970, 9500, 9500 SH, 9600, 9965, 9970, CTS, 644G, 6610, 6740, 6810, 6910 Features: 6076 W/ Gear, Long Nose, 3.4" From Shoulder to End of Snout	\$1,875.00


Order No: WN-RE534183

Description	Retail
 Thrust Bearing Applications: CTS II, 7710, 9510, 9510SH, 9550, 9550SHI, 9560STS, 9610, 9640, 9650, 9650CTS, 9650STS, 9660, 9660CTS, 9660STS, 9680, 9750STS, 9750STS Features: .011", Flanged	\$48.25


Order No: WN-RE534184

Description	Retail
 Thrust Bearing Applications: CTS II, 7710, 9510, 9510SH, 9550, 9550SHI, 9560STS, 9610, 9640, 9650, 9650CTS, 9650STS, 9660, 9660CTS, 9660STS, 9680, 9750STS, 9750STS Features: .022", Flanged	\$48.25


Order No: WN-RE57603

Description	Retail
 Damper Pulley Applications: 8100, 8120, 8120T, 8200, 8220, 8220T, 8300, 8320, 8320T, 8400, 8410, 8420, 8420T, 9100, 6610, 6650, 9976, 9510, 9510SH, 9610, CTSII	\$195.00

Order No: WN-RE61253


Description	Retail
 Thrust Washer Set Applications: CTS II, 9510, 9510SH, 9550, 9550 Sidehill, 9560STS, 9610, 9640, 9650, 9650CTS, 9650STS, 9660, 9660CTS, 9660STS, 9680, 9750STS, 9750STS Features: STD, 8.1L Engine, Set of 3	\$38.00

Order No: WN-RG23551

Description	Retail
 Crankshaft, 6 Cylinder, Diesel Applications: 4055, 4255, 4455, 4555, 4560, 4755, 4760, 7700, 7800, 8100, 8200, 8300, 8560, 8570, 9500, 9500SH, CTS, 9600, 644E, 644ER, 644G, 740G, 770B, 770BH, 772B, 772BH, 792D, 792DLC, 792LC, 850C, 892E, 892ELC, 892LC, 9960, 9965, 9970, 6610 Features: 6076 w/ Straight Gear, Short Nose, 3" Shoulder to Snout Tractor Models all w/ S/N 500000-: 4055, 4255, 4455, 4555, 4560, 4755, 4760, 7700, 7800, 8100, 8200, 8300, 8560, 8570	\$1,550.00

**Blocks & Components: Cylinder Kits & Components**

Order No: WN-RE53215

Description	Retail
 Piston Cylinder Kit Applications: 6710, 862B, 8770, 8870, 744E Features: 6101AF010, 6101HF010, 6-619 6 Cylinder Diesel 6101A, 6101H Late Models After ESN 499999, 862B After ESN 499999, 744E After ESN 499999 Bore 5.125"	\$495.00

Order No: WN-RP1288

Description	Retail
Cylinder Kit Applications: CTS, 644E, 644EH, 644ER, 644EZ, 644G, 792DLC, 850C, 892ELC, 4055, 4255, 4455, 4555, 4560, 4755, 4760, 6610, 7700, 7800, 8100, 8200, 8300, 8570, 9500, 9600, 9960, 9965, 9970 Features: Hyperformance, 6076T/A/H, High Ring Piston	\$294.50

Order No: WN-RP727

Description	Retail
Piston, Cylinder Kit Applications: JD644, JD644A, JD690, JD690A, 4320, 4520, 4620, 5200, 7020 Features: Hyperformance; block marked R43310, R45980, R47020, R47110	\$300.25

Order No: WN-RP764


Description	Retail
Piston, Cylinder Kit Applications: 6620 Early, 7720, 8820, 9940 Early, 5720 Early, 4440, 4640, 4840, 8430, 8440, 8450 Early, Features: 6466T Early, 6466A Early, Hypereutectic Pistons	\$278.00

**Blocks & Components: Gaskets**

Order No: WN-NR-50397

Description	Retail
Intake Manifold Gasket Applications: 4000, 4020, 4040, 4050, 4230, 4240, 4250, 4320, 4430, 4440, 4450, 4520, 4620, 4630, 4640, 4650, 4840, 4850, 6600, 6620, 7020, 8430, 8440, 8450, 5200, 5400, 5440, 5460, 5720, 5730, 5820, 5830, 9940, 9950 Features: Diesel, Package of 2, Sold Individually Additional Applications: 7700, 7720, 8430, 8440, 8450, 8820, 9540, 9950 6600 S/N 156501-	\$4.00

Order No: WN-RE37417

Description	Retail
 Head Gasket Set Applications: 744E, 850, 855, 890, 890A, 992DLC, 5460, 5820, 5830, 8630, 8640, 8650, 8760 Features: Diesel, Less Aftercooler Housing Gaskets	\$141.75

Order No: WN-RE527551

Description	Retail
Gasket, Overhaul Set Applications: 7710, 7810, 7820, 7920, 8120, 8120T, 8220, 8220T, 8320, 8320T, 8420, 8420T, 8520, 8520T, 9120, 9640, 9560STS, 9570STS,	\$654.50




**Forage Harvester: Engines & Related Parts**

**Blocks & Components: Gaskets**


Order No: WN-RE527551

9640, 850J, 330CLC, 370C, 644H, 644J, 724J, 9996, 7200, 4920  
Features: Diesel, Major, Less Crankshaft Seals

Order No: WN-RE56491

Description	Retail
 Head Gasket Set Applications: 450LC, 744E, 992ELC, 6710, 8770, 8870 Features: For 10.1 Liter Engine, With Intercooler Gaskets	\$381.00


Order No: WN-RE57186

Description	Retail
 Head Gasket Set Applications: CTS II, 330LC, 330LCR, 370, 644H, 644G, 850C, 850C-II, 6610, 6650, 7710, 7810, 8100, 8100T, 8110, 8110T, 8200, 8200T, 8210, 8210T, 8300, 8300T, 8310, 8310T, 8400, 8400T, 8410, 8410T, 9100, 9510, 9550, 9550SH, 9610, 9650, 9650CTS, 9650STS, 9750STS, 9970, 9976, 9986 Features: Diesel, Less Intercooler Gaskets	\$147.25


Order No: WN-RG27876

Description	Retail
Head Gasket Set Applications: JD644, JD644A, JD690, JD690A, 690B, 4320, 4430, 4520, 4620, 4630, 5200, 5440, 6600SH, 6602, 7020, 7700 Features: Diesel, Less Intercooler Gaskets	\$91.50


Order No: WN-RG27878

Description	Retail
 Gasket, Overhaul Set Applications: 5730, 5830, 8560, 8760, 8960, 9500, 9600, 9960 Features: Out of Frame, 6076 Diesel Early	\$233.50

Order No: WN-RG27883

Description	Retail
 Head Gasket Set Applications: 644C, 644D, 690C, 690CR, 790, 790D, 792, 850B, 892DLC, 4050E, 4250, 4440, 4450, 4455, 4640, 4650, 4840, 4850, 5720, 5730, 6602, 6620, 6622, 7720, 7722, 8430, 8440, 8450, 8820, 9940, 9950 Features: Premium Gasket Set, With Intercooler Gaskets	\$236.50


Order No: WN-RG27884

Description	Retail
 Head Gasket Set Applications: 644E, 644EH, 644ER, 644EZ, 644G, 792DLC, 850C, 892ELC, 4055, 4255, 4455, 4455, 4560, 4755, 4760, 4955, 4960, 6610, 7700, 7800, 8100, 8200, 8300, 8560, 8570, 9500, 9600, 9960, 9965, 9970, CTS Features: Diesel, 6.076H Engine, With Intercooler Gaskets	\$120.75


Order No: WN-RP344

Description	Retail
Oil Pan Gasket Set Applications: 4040, 4050, 4050E, 4230, 4240, 4250, 4430, 4440, 4450, 4455, 4630, 4640, 4650, 4840, 4850, 5200, 5440, 7020, 8430, 8440, 8450 Features: Diesel, Used in Tractors & Forage Harvesters Only	\$46.75

Order No: WN-RP345

Description	Retail
 Oil Pan Gasket Set Applications: JD700, 5010, 5010-I, 5020, 5400, 5460, 5820, 5830, 6030, 7520, 8630, 8640, 8650 Features: Diesel	\$50.50

Order No: WN-RP621


Description	Retail
 Oil Pan Gasket Set Applications: CTS, 644E, 644EH, 644ER, 644EZ, 644G, 792DLC, 850C, 892ELC, 4055, 4255, 4455, 4455, 4560, 4755, 4760, 4955, 4960, 6610, 7700, 7800, 8560, 8570, 9500, 9600, 9960, 9965, 9970 Features: Diesel	\$65.00

Order No: WN-RP771


Description	Retail
Split Gasket Set Applications: 4040, 4050, 4050E, 4055, 4230, 4240, 4250, 4255, 4430, 4440, 4450, 4455, 4555, 4560, 4630, 4640, 4650, 4755, 4760, 4840, 4850, 4955, 4960, 5200, 5440, 5720, 5730, 6600, 6600SH, 6602, 6620, 6622, 7020, 7700, 7720, 7722, 8430, 8440, 8450, 8560, 8820, 9500, 9600, 9940, 9950, 9960 Features: Includes 2 Split Gaskets: R89441 & R90249 Tractors with SRT or QRT; Additional Applications: 644C, 644D, 644E, 644EH, 644ER, 644EZ, 690B, 690C, 690CR, 790, 790D, 792, 850B, 892DLC	\$15.75

**Blocks & Components: Turbo**

Order No: WN-AR97633

Description	Retail
 Turbo Charger Applications: 5460, 5820, 860, 862, 890, 992, 5820, 6619, 8630, 8640, 8650 Features: Model TV6102 8630 (with 6619AE engine S/N -048542), 5820 (with 6619AE-02 engine S/N -048542)	\$1,110.19

Order No: WN-RE44805

Description	Retail
 Turbo Charger Applications: 544H, 624E, 624G, 624GH, 640D, 640E, 4700, 4710, 4955, 6605, 6715, 7220, 7320, 7400, 7405, 7410, 7420, 7500, 9400, 9410, 9450, 9540WTS Features: 6068T Engine (Code 6503)	\$821.03

**Cylinder Heads: Valves & Related**

Order No: WN-451198

Description	Retail
Cylinder Head, Valve, Cap Applications: 9500, 9600, CTS, 7700, 7800, 8100, 8200, 8300, 8570, 9965, 9970, 6610 Features: Diesel 9600 S/N 500000-, 8300 S/N -9999, 8570 S/N 568444-9960 Late, 9965, 9970 Early, 6610 Early	\$3.50

Order No: WN-VTK17903

Description	Retail
Cylinder Head, Valve Train, Kit, Standard Applications: 6600, 6620, 7700, 4000, 4020, 4040, 4050, 4230, 4240, 4320, 4520, 4620, 5440, 600, 644, 644A, 646, 646B, 690, 690A Features: Int & Exhaust Valves, Inserts, Keepers, Springs, O-Rings, Caps	\$430.25

**Flywheels & Ring Gears: Ring Gears**

Order No: WN-AR103044

Description	Retail
Flywheel, Ring Gear Applications: 5010, 5020, 6030, 7520, 8440, 8450, 8630, 8640, 8650, 8760, 8770, 8870, 9200, 9300, 9300T, 9400, 9400T, 9860STS, 5200, 5400, 5440, 5460, 5720, 5730, 5820, 5830, 6710, 6750, 6850, 7400, 7500, 450CLC, 644B, 646, 646B, 700A, 744E, 744H, 760, 760A, 762, 770, 770A, 772A, 844, 850, 855, 860B Features: 147 Teeth, 17.406" ID, 18.595 OD	\$200.33


Order No: WN-R28811

John Deere®

**Forage Harvester: Engines & Related Parts**

**Flywheels & Ring Gears: Ring Gears**


Order No: WN-R28811

Description	Retail
 <p>Flywheel, Ring Gear                      Applications: 3010, 3020, 3255, 4000, 4010, 4020, 4030, 4040, 4050, 4055, 4230, 4240, 4250, 4255, 4320, 4350, 4430, 4440, 4450, 4455, 4520, 4555, 4620, 4630, 4640, 4650, 4755, 4760, 4840, 4850, 4955, 4960, 6100D, 6110D, 6115D, 6125D, 6130D, 6140D, 6230, 6330, 6403, 6405, 6430, 6500, 6510, 6603, 6605                      Features: 16.353" O.D., 15.171" I.D., .562" Wide, 129 Tooth, Diesel Additional Models: 6610, 6800, 6900, 7020, 7130, 7200, 7210, 7220, 7230, 7320, 7330, 7405, 7410, 7420, 7430, 7500, 7505, 7510, 7520, 7530, 7600, 7610, 7630, 7700, 7710, 7720, 7730, 7800, 7810, 7830, 7930, 8100, 8100T, 8110, 8110T, 8120, 8120T, 8130, 8200, 8200T, 8210, 8210T, 8220, 8220T, 8225R, 8230, 8230T, 8245R, 8270R, 8295R, 8295RT, 8300, 8300T, 8310, 8310T, 8320, 8320R, 8320RT, 8320T, 8330, 8330T, 8345R, 8345RT, 8400, 8400T, 8410, 8410T, 8420, 8420T, 8430, 8430T, 8440, 8450, 8520, 8520T, 8530, 8560, 8570, 9100, 9120, 9230, 9400, CTS, CTS II, C670, T550, T560, T660, W540, W550, W650, W660, 1085, 1085H4, 1170, 1177, 1188, 1188H4, 6600, 6602, 6620, 7700, 7720, 8820, 9400, 9410, 9450, 9500, 9500SH, 9510, 9510SH, 9550, 9550SH, 9560, 9560SH, 9560STS, 9570STS, 9600, 9610, 9650, 9650CTS, 9650STS, 9660, 9660CTS, 9660STS, 9670STS, 9680I WTS, 9680WTS, 9750STS, 9760STS, 9770STS, 985, 985HY4, TC444H, TC544H, TC624H, 120, 120D, 200CLC, 200DLC, 200LC, 210LE, 210LJ, 230LC, 240DLC, 270LC, 310E, 310J, 310SE, 310SJ, 315SE, 315SJ, 325SJ, 330CLC, 344E, 344G, 344H, 344J, 370C, 410J, 444D, 444E, 444G, 444H, 444HCL, 444J, 444JR, 444K, 450G, 450H, 450J, 455G, 485E, 486E, 488E, 490D, 490E, 493D, 495D, 500, 500A, 500B, 500C, 510, 524K, 544B, 544C, 544D, 544E, 544EH, 544G, 544H, 544HLL, 544J, 544K, 550G, 550H, 550J, 555G, 570B, 590D, 595D, 600, 624E, 624EH, 624H, 624HLL, 624J, 624K, 643D, 643G, 644A, 644C, 644D, 644E, 644ER, 644J, 644K, 646, 646B, 650G, 650H, 650J, 655, 655B, 670, 670A, 670B, 670C, 670CH, 670D, 670G, 672A, 672B, 672CH, 672D, 672G, 690, 690A, 690B, 690C, 690D, 690E, 693C, 693D, 700J, 710J, 724K, 740, 740A, 740G, 744K, 750, 750B, 750J, 755, 755A, 755B, 755BMIL, 762A, 762B, 764, 770A, 770B, 770BH, 770D, 770G, 772B, 772BH, 772D, 772G, 790D, 790E, 792DLC, 843G, 850B, 850C, 850J, 850JR, 870D, 870G, 872D, 892DLC, 892ELC, 9935, 9940, 9950, 9960, 9965, 9970, 9976, 9986, 9996, 5200, 5400, 5440, 5460, 5720, 5730, 7200, 7250, 7400, 7500</p>	\$68.50

**Forage Harvester: Fuel System**

**Injection Pumps & Related: Injectors**


Order No: WN-AR89564

Description	Retail
 <p>Injector, Pencil                      Applications: 820, 830, 940, 1020, 1030, 1040, 1140, 1350, 1420, 1520, 1530, 1550, 1630, 1750, 1850, 2020, 2030, 2040, 2130, 2150, 2155, 2240, 2250, 2255, 2355, 2440, 2450, 2520, 2555, 2650, 2840, 2950, 2955, 4030, 4400, 4420, 435, 5200, 5400, 6600, 9900, 710, 610, 544, 540, 480, 450, 444H, 444E, 444D                      Features: Fits John Deere Industrial(s) 210, 300, 300B, 301, 301A, 302, 302A, 310, 315, 350, 380, 400, 401, 410, 444, , Fits John Deere Hay Equipment(s) 2270, 2280, 2420, 3430</p>	\$42.00

**Forage Harvester: Operators Station / Cab**


**Air Conditioning / Heating: Blower Motors**

Order No: WN-RE10998


Description	Retail
 <p>Blower Motor                      Applications: 4040, 4240, 4440, 1640, 2040, 2040S, 2140, 3040, 3140, 2350, 2550, 2750, 2950, 4030, 4230, 4430, 4630, 8430, 8630, 2940, 8850, 8450, 8650, 4640, 4840, 4050, 4250, 4450, 4650, 4850, 8440, 8640, 4055, 4255, 4455, 4555, 4755, 4955, 4560, 4760, 4960, 6620, 7720, 8820, 7440, 9910, 9940, 9920                      Features: 12 Volt, 3/8" x 5" Shaft, CW Rotation                      Cotton Pickers: 9950, 7445, 9930, 9960, 9965, 7450,                      Sprayer: 6000, 6500, 6100, 6600, 6700,                      Forage Harvester: 5720, 5820, 5730, 5830,</p>	\$75.00

**Air Conditioning / Heating: Compressors**

Order No: WN-AZ44541


Description	Retail
 <p>Air Conditioner, Compressor                      Applications: 6610, 6650, 6710, 6750, 6810, 6850, 6910, 6950, 7200, 7300, 7400, 7500, 7700, 7800, 2054, 2056, 2058, 2064, 2066, 2254, 2256, 2258, 2264, 2266                      Features: 6610 S/N 500923-, 6710 S/N 500923-, 6810 S/N 500923-, 6910 S/N 500923-, (7200, 7300, 7400, 7500, 7700, 7800, All S/N -earlier)</p>	\$260.00

Order No: WN-RE52508

Description	Retail
 <p>Air Conditioner, Compressor, Clutch                      Applications: 9670, 9670STS, 9680, 9680STS, 9680WTS, 9750, 9750STS, 9760, 9760STS, 9770, 9770STS, 9780, 9780CTS, 9860, 9860STS, 9870, 9870STS, 9880, 9880 STS, 7180, 7200, 7250, 7300, 7350, 7380, 7400, 7450, 7455, 7460, 7480, 7500, 7550, 7580, 7660, 7700, 7750, 7760, 7780, 7800, 7850, 7950, 7980                      Features: 5.75", 8 Groove</p>	\$130.00


**Air Conditioning / Heating: Condensers**

Order No: WN-AH87966

Description	Retail
 <p>Air Conditioning Condenser                      Applications: 955, 956, 975, 985, 1065, 1068H, 1072, 1075, 1075H, 1085, 1085H, 1166, 1169, 1174, 1177, 1188, 1188H, 2250, 2270, 2280, 4425, 5440, 5460, 5720, 5730, 5820, 5830, 6600, 6620, 6622, 7700, 7720, 7722, 8820                      Features: 17-1/4" High x 28-3/4" Wide</p>	\$180.00

**Air Conditioning / Heating: Switches / Electrical**

Order No: WN-A6ADP

Description	Retail
 <p>Manifold Extension                      Applications: CTS, CTS II, 9400, 9410, 9450, 9500, 9500SH, 9510, 9510SH, 9550, 9550SH, 9560, 9560SH, 9560STS, 9600, 9610, 9650, 9650CTS, 9650STS, 9660, 9660CTS, 9660STS, 9670STS, 9870STS, 7760, 9935, 9950, 9970, 9976, 9986, 9996, 7440, 7450, 7455, 5730, 5830, 6610, 6710, 6810, 6910, 7250, 7350                      Features: 1/2" Manifold, Pad Mount, 1/4" Male Ports Additional Models: 6620 S/N 600001-, 6622 S/N 600001-, 7720 S/N 600001-, 8820 S/N 600001-, 9860STS S/N -736336, 9920 S/N 281-, 9930 S/N 14001-, 9960 S/N -2000, 9965 S/N 2000, 7445 S/N 16001-, 5720 Year 1989-, 5820 Year 1989-, 7200 S/N 507479-, 7300 S/N 507479-508099, 7400 S/N 507100-, 7450, 7500 S/N 507479-, 7550, 7700 S/N 507479-, 7750, 7800 S/N 507479-, 7850, 7950, 6000, 6100, 6500, 6600, 6700, 3430 S/N 960001-, 3830 S/N 960001-, 4890, 4895, 4990, 4995, 3055 S/N -736336, 3255 S/N -736336, 4030, 4040, 4050, 4055, 4230, 4240, 4250, 4255, 4430, 4440, 4450, 4455, 4555, 4560, 4630, 4640, 4650, 4755, 4760, 4840, 4850, 4955, 4960, 7200, 7400, 7600, 7700, 7800, 8430 Model</p>	\$48.17

John Deere®


**Forage Harvester: Operators Station / Cab**

**Air Conditioning / Heating: Switches / Electrical**

**Order No: WN-A6ADP**


Years 1974-1981, 8440, 8450, 8630, 8640, 8650, 8850

**Order No: WN-RE24307**

Description	Retail
 Air Conditioning, Hi-Press Switch Applications: 5720, 5730, 5820, 5830, 6610, 6710, 6810, 6910, 7200, 7250, 7300, 7350, 7400, 7450, 7500, 7550, 7700, 7750, 7800, 7850, 7950, 6000, 6100, 6500, 6600, 6700, 3055, 3255, 4030, 4040, 4050, 4055, 4230, 4240, 4250, 4255, 4430, 4440, 4450, 4455, 4555, 4560, 4630, 4640, 4650, 4755, 4760, 4840 Features: In A/C Line By Condenser 5720 (1989>), 5820 (1989>), 7200 (S/N 507479>), 7300 (S/N 507479- 508099), 7400 (S/N 507100>), 7500, 7700, And 7800 (S/N 507479>), 3430 (S/N 9600001>), 3830 (S/N 9600001>), 4890, 4895, 4990, 4995, 3055 (S/N <736336), 3255 (S/N <736336), 4050 (S/N 006593>), 4250 (S/N 011454>), 4450 (S/N 022782>), 4850, 4955, 4960, 7200, 7400, 7600, 7700, 7800, 8430, 8440, 8450, 8630, 8640, 8650, 8850	\$29.00


**Cab / Open Station: Glass**

**Order No: WN-R131163**

Description	Retail
 Cab Glass Left Door Applications: 7200, 7210, 7400, 7410, 7510, 7600, 7610, 7700, 7710, 7800, 7810 Features: Left Hand, 26-1/2" x 56-1/4", Ships Truck Freight	\$250.00


**Electronics: Radios & Speakers**

**Order No: WN-RHBLJD**


Description	Retail
 Radio, Housing, Bezel Applications: 2320, 2350, 2355, 2360, 2420, 2550, 2555, 2750, 2755, 2855N, 2940, 2950, 2955, 3150, 3155, 3255, 3430, 3830, 4050, 4230, 4250, 4450, 4640, 4650, 4840, 4850, 5720, 5730, 580, 5820, 6000, 8430, 8630, 8850, 9950 Features: Black	\$11.99

**Seats: Cushions**

**Order No: WN-AR76515**

Description	Retail
 Seat, Cushion, Bottom Applications: 4400, 4420, 6600, 6620, 7700, 7720, 8820, 9920, 9930, 9940, 9950, 9960, 5420, 5440, 5460, 5720, 5730, 5820, 5830, 2280, 3430, 3830, 4890, 4990, 4700, 4710, 6000, 6100, 6500, 6600, 6700, 2140, 2350, 2355, 2550, 2555, 2750, 2755, 2855N, 2940, 2950, 2955, 3040, 3150, 3155, 3255, 4060 Features: Steel Back, For Mechanical Suspension Seat, Economy 2140 S/N 43000-, 3040 S/N 43000-, 4040, 4040S, 4050, 4230, 4240, 4240S, 4250, 4350, 4430, 4440, 4450, 4560, 4630, 4640, 4650, 4760, 4840, 4850, 4960, 7200, 7210 w/cab, 7400, 7410 w/cab, 7510, 7600, 7610 w/cab, 7700, 7710 w/cab, 7800, 7810 w/cab, 8100, 8100T, 8200, 8200T, 8300, 8300T, 8400, 8400T, 8430, 8560, 8570, 8630, 8640, 8650, 8760, 8770, 8850, 8960, 8970, 9100, 9200, 9300, 9400	\$122.47


**Order No: WN-SEATBRKT**

Description	Retail
 Seat Piece Set Applications: JD600, 2010, 2510, 2520, 3010, 3020, 4000, 4010, 4020, 4030, 4230, 4240, 4320, 4430, 4520, 4620, 4630, 484, 5010, 5020, 5200, 5400, 6000, 6030, 6600, 7020, 7520, 7700, 820, 830, 9900, 9910, 45, 55, 95, 105, 3300, 6600, 6602, 6620, 7700, 99, 299, 484, 5200, 5400, 9900,	\$28.00

9910

Features: Bracket Set for JD 3 Piece Wrap Around Seat 1 Back Support Bracket, 1 Rear Armrest Support Bracket, 1 RH Seat Bracket, 1 LH Seat Bracket; Additional Models: Fits John Deere Hay Equipment(s) 400, 425; Fits John Deere Sprayer(s) 6000, 820 (3 Cylinder Utility), 830 (3 Cylinder Utility), 2010 S/N 42001-, 45 S/N 6901-, 55 S/N 55-57001-, 95 S/N 9001-, 105 S/N 3001-


**Order No: WN-TY26545**

Description	Retail
 Seat 3 Piece Set Applications: JD600, 2010, 2510, 2520, 3010, 3020, 4000, 4010, 4020, 4030, 4230, 4240, 4320, 4430, 4520, 4620, 4630, 484, 5010, 5020, 5200, 5400, 6000, 6030, 6600, 7020, 7520, 7700, 820, 830, 9900, 9910, 45, 55, 95, 105, 3300, 6600, 6602, 6620, 7700, 99, 299, 484, 5200, 5400, 9900, 9910 Features: Original Thicker Bottom 5.5" Cushion, Brackets Not Included Additional Models: Fits John Deere Hay Equipment(s) 400, 425, Fits John Deere Sprayer(s) 6000, 820 (3 Cylinder Utility), 830 (3 Cylinder Utility), 2010 S/N 42001-, 45 S/N 6901-, 55 S/N 55-57001-, 95 S/N 9001-, 105 S/N 3001-	\$120.00

**Forage Harvester: PTO**

**PTO: Shafts**


**Order No: WN-L173282**

Description	Retail
 PTO, Shaft, Output, Applications: 5603, 5101E, 5083E, 5085E, 5093E, 5100E, 5083EN, 6105D, 6110, 6110D, 6110L, 6115D, 6125D, 6130D, 6140D, 6210, 6210L, 6310, 6310L, 6310S, 6403, 6405, 6410, 6410L, 6410S, 6510L, 6510S, 6603, 6605, 7210, 7410, 7420, 7510, 7520, 7600, 7610, 7630, 7710, 7720, 7730, 7800, 7810, 7820 Features: 540 and 1000 RPM Additional Models: 5093EN, 5101EN, 5065M, 5075M, 5085M, 5095M, 5105M, 5325N, 5425N, 5525N, 5225, 5325, 5425, 5525, 5625, 5100M, 5100MH, 5115M, 5115ML, 5100ML, 5090R, 5100R, 5115R, 5125R, 6100D	\$95.00

**Forage Harvester: Rear Axle & Steering**

**Axle: Pivot Pins**

**Order No: WN-H129525**


Description	Retail
 Transmission, Shaft, Coupler Applications: 9500, 9400, 9600, CTS, 9410, 9510, CTS II, 9450, 9550, 9650, 9650CTS, 9650STS, 9750STS, 9860STS, 9560, 9660, 9660CTS, 9660STS, 9760STS, 9560STS, 9570STS, 9870STS, 9670STS, 9770STS, S550, S660, S670, S680, 6610, 6710, 6810, 6910, 6650, 6750, 6850, 6950, 7200, 7300	\$53.00

**Order No: WN-H136017**

Description	Retail
Planetary Final Drive Shaft Applications: 9600, 9610, 6610, 6710, 6810, 6910 Features: Length 15.315", Teeth/Splines 23/25/17	\$169.03

**Hubs & Related: Bearings & Seals**

**Order No: WN-AT13161**

Description	Retail
 Seal, Front Hub Applications: 1010, 34, 35, 3800, 3940, 3950, 3955, 3960, 3970, 3975, 5200, 5400, 5440, 5460, 5720, 5730, 5820, 5830, 6610, 6710, 6810, 6910, 9900, 9910 Features: Sold In Package of 2, Priced Individually	\$6.17

**Spindles & Knees: Spindles**

**Order No: WN-AH87542**

John Deere®



**Forage Harvester: Rear Axle & Steering**


**Spindles & Knees: Spindles**

Order No: WN-AH87542


Description	Retail
Spindle, Left Hand Applications: 6600, 6620, 7700, 7720, 484, 7440, 7440, 5720, 5730, 5820, 5830 Features: A=5.687", B=2.250", C=1.874", D=1.499" 6600 S/N 254051-, 7720 S/N -507350, 484 S/N 777-	\$362.11

**Steering: Tie Rods & Related**

Order No: WN-AH75397

Description	Retail
 Power Steering, Cylinder, End Applications: 3300, 4400, 4420, 6600, 6620, 7700, 7720, 5200, 5400, 5440, 5460, 5720, 5730, 5820, 5830 Features: 1 1/16", 18 Right Hand Threads Fits Sprayers: 6500, 6600, 6700, 2" Center of grease fitting to end of stem	\$47.04

Order No: WN-AL116740

Description	Retail
 Tie Rod End, Outer Left Hand Applications: 6010, 6110, 6110L, 6210, 6210L, 6300, 6310, 6320, 6120, 6120L, 6220, 6220L, 6400, 6403, 6410, 6420, 6510, 6520, 6603, 6605, 7220, 7320, 7410, 6610, 6500 Features: 10" Long, M24 x 1.5" RH Thread 6603 (with AS2035), 6605, 7220, 7320 (with MFWD), 7410 (with ZF Front Axle)	\$130.00


Order No: WN-AL116741

Description	Retail
 Tie Rod End, Outer Right Hand Applications: 6010, 6110, 6110L, 6210, 6210L, 6300, 6310, 6310L, 6400, 6405, 6410, 6410L, 6500, 6510L, 6610 Features: 10" Long, M24 x 1.5" RH Thread 603 (with AS2035), 7320 (with MFWD), 7410 (with ZF Front Axle)	\$130.00

**Forage Harvester: Unloading**


**Discharge Channel: Swivel**

Order No: WN-SDR6003


Description	Retail
 Solenoid, Switch Applications: 620, 630, 720, 730, 3020, 4000, 4020, 4030, 4040, 4230, 4240, 4320, 4430, 4440, 4520, 4620, 4630, 4640, 4840, 5010, 5020, 6030, 7020, 7520, 8430, 8440, 8450, 8560, 8570, 105, 2064, 2066, 2264, 2266, 6600, 6602, 7700, 5200, 5400, 444C, 500B, 500C, 510, 544E, 544G, 570, 570A, 600, 624G Features: Diesel, Used w/ Delco Starters 1113402 or 1113672 3020 S/N 123000-, 4000 S/N 201000-, 4020 S/N 201000-, 643D, 644, 644A, 644C, 644D, 646, 690, 690A, 690B, 693B	\$26.25

**XXX: XXX**

Order No: WN-AH159332

Description	Retail
 LED Roof Light Applications: 9400, 9500, 9600, CTS, 9410, 9510, 9510SH, 9610, CTSII, 9450, 9550, 9550SH, 9650, 9650CTS, 9650STS, 9670STS, 9560, 9560SH, 9660, 9660CTS, 9570STS, 9870STS, 9670STS, 9770STS, 9860STS, 9660STS, 9760STS, 9560STS, 9570STS, 9870STS, 9670STS, 9770STS, S550, S660, S670, S680, S690 Features: Roof, Side Finder, Cleaning Shoe, 3900 Lumens Additional Models: S670HM, S680HM, S690HM Cotton Picker: 2155, 2555, 320, 420, 625, CPX420, CPX610, CPX620	\$90.00

Order No: WN-RE573609

Description	Retail
 Body LED Light Applications: 6170R, 6190R, 6210R, 610R, 6115R, 6125R, 6140R, 6150R, 6150RH, 6175R, 6195R, 6215R, 6110R, 6120R, 6130R, 6145R, 6155R, 6155RH, 7210R, 7230R, 7250R, 7270R, 7290R, 8245R, 8270R, 8295R, 8320R, 8345R, 8370R, 8320RT, 8345RT, 8370RT, 8335R, 7310R, 9370R, 9420R, 9470R, 9520R, 9570R Features: 3300 Lumens Additional Tractor Models: 9620R, 9470RT, 9520RT, 9570RT, 5085M, 5100M, 5115M, 5085E, 5100E; Additional Sprayer Models: R4030, R4045, R4023, R4038	\$95.00

**Grain Head: Auger / Draper Belt**

**Cross Auger: Auger**

Order No: WN-204

Description	Retail
Grain Head, Auger, Repair Tube Applications: 200, 900, 3300, 4400, 4420, 6600, 6620, 7700, 7720, 8820 Features: 16" Diameter, 18 Finger Holes 200 Series Grain Heads, 900 Series Grain Heads	\$414.00

Order No: WN-207

Description	Retail
Grain Head, Auger, Repair Tube Applications: 900 Features: Oval Cover, 23 Fingers 900 Series Heads S/N 635101-	\$444.00


Order No: WN-AE36834

Description	Retail
Belt, Pickup Applications: 130, 135 Features: 42" X 256"	\$474.00


Order No: WN-AH159534

Description	Retail
 Belt, Draper, Side Applications: 930D Features: 36" X 304"	\$565.00

Order No: WN-AH159537


Description	Retail
 Draper Belt Applications: 925D, 930D, 936D Features: Short-Split windrow option	\$451.00

Order No: WN-AH159558

Description	Retail
 Draper, Flat Belt Applications: 925D, 930D, 936D	\$501.00


**Cross Auger: Bearings**

Order No: WN-JD7126

Description	Retail
 Ball Bearing Applications: 9400, 9500, CTS, 9410, 9510, 9510SH, CTS II, 9450, 9550, 9550SH, 9650, 9650CTS, 9650STS, 9750STS, 9860STS, 9560SH, 9560, 9660CTS, 9660STS, 9660STS, 9760STS, 9560, 9570STS, 9870STS, 9670STS, 9770STS, S550, S660, 600 Features: Cross Auger Bearing	\$12.10

**Cross Auger: Fingers, Guides, Clips, etc.**

Order No: WN-28316

Description	Retail
 Spring Clip Applications: 622X, 625X, 630X, 635X, 640X, 625D, 630D, 635D, 640D, 635FD, 640FD, 725D, 730D, 735D, 740D Features: Bags of 10, Priced per Piece	\$1.00

Order No: WN-41489

Description	Retail
Grain Head, Finger, Poly	\$14.75

John Deere®


**Grain Head: Auger / Draper Belt**

**Cross Auger: Fingers, Guides, Clips, etc.**


**Order No: WN-41489**

Applications: 600 Series


**Order No: WN-AH171602**

Description	Retail
 Cross Auger Finger Support Applications: 915, 918, 920, 922, 924, 925, 930, 622X, 625X, 630X, 635X, 640X, 615F, 615R, 618F, 618R, 620R, 620F, 622R, 622F, 625F, 625R, 630F, 630R, 635F, 635R, 625D, 630D, 635D, 640D, 630FD, 635FD, 640FD, 645FD, 725D, 730D, 735D, 740D Features: Package of 5, Price Per Piece (900 Series, 915, 918, 920, 922, 924, 925, 930, All SN 635101-)	\$5.00


**Order No: WN-AH171884**

Description	Retail
 Cross Auger Finger Support Applications: 453, 454, 554, 653, 654, 853, 213, 215, 216, 218, 220, 222, 224, 230, 218, 454A, 653A, 654A, 853A, 918D, 920D, 925D, 930D, 936D Features: Package of 5, Priced per Piece	\$5.00

**Order No: WN-AH214869**

Description	Retail
 Composite Auger Finger Applications: 615F, 618F, 620F, 622F, 625F, 630F, 635F, 615R, 618R, 620F, 622F, 625F, 630F, 635F, 600R Series, 600F Series, 615P Features: Pack of 10, Priced Each	\$4.95


**Order No: WN-FH12D**

Description	Retail
 Grain Head, Auger, Finger Guide, Plastic Applications: 200 Series Grain Heads Features: Includes: 2 Guides, 2 Hold Down Plates & 4 Self-Tapping Screws	\$8.25


**Order No: WN-H102724**

Description	Retail
 Auger Fingers Applications: 200, 213, 215, 216, 218, 220, 222, 224, 230, 300, 314, 316, 319, 918, 920 Features: Steel, 5/8" Dia. 10 1/4" Long, Pack of 25/Price Individually	\$4.00


**Order No: WN-H168206**

Description	Retail
 Auger Finger Guide Applications: 914P, 614R, 616R, 618R, 620R, 622R, 625R, 630R, 635R, 315R, 618, 620, 622, 625, 630, 635, 622X, 625X, 630X, 635X, 640X, 600, 615P, 913, 915, 918, 920, 922, 924, 925, 930 Features: Package of 10, Priced Individually 900 Series 614(Brasil), 615P, 616(Brasil), 618(Brasil), 620(Brasil), 622(Brasil), 625(Brasil), 630(Brasil), 600 R & F Series	\$2.95


**Order No: WN-H169913**

Description	Retail
 Spring Locking Pin Applications: 900 Series, 600 Series R&F, 625D, 630D, 635D, 640D, 635FD, 640FD, 630FD Features: Auger Finger Hold Down Clip, 20/bag, Priced Individually	\$0.95


**Order No: WN-H172459**

Description	Retail
 Auger Finger Retainer Applications: 900 Series, 918, 918, 920, 922, 925, 930, 600 Series, 622X, 625X, 630X, 635X, 640X, 625D, 630D, 635D, 640D, 635FD, 640FD, 630FD, 725D, 730D, 735D, 740D Features: Bags of 10, Priced Per Piece	\$1.95


**Order No: WN-H179000**

Description	Retail
 Cross Auger Finger Guide Applications: 453A, 454A, 653A, 654A, 655A, 853A, 854A, 913, 915, 918, 920, 922, 924, 925, 930, 914P, 1253A Features: For Use with Composite Fingers, Pack of 10 Priced each	\$2.75


**Order No: WN-H202409**

Description	Retail
 Guide Finger Cap Applications: 600F, 600R, 615P, 900, 914P Features: 21MM Diameter, Use With Steel Fingers 900 SERIES SN 705218-/Steel, 914P SN 705218-/Steel	\$4.86


**Order No: WN-H205318**

Description	Retail
 Composite Auger Finger Applications: 913, 915, 918, 920, 922, 925, 930, 453A, 454A, 653A, 654A, 853A, 1253A, 854A Features: 10.433" Long, Package of 10 Priced Each	\$5.95

**Order No: WN-H87044**

Description	Retail
 Grain Head, Auger, Finger Guide Applications: 54A, 213, 215, 216, 218, 220, 222, 224, 230, 453, 453A, 454, 454A, 554, 653, 653A, 654, 654A, 655A, 853, 853A, 854A, 913, 915, 918, 920, 922, 924, 925, 930, 253A Features: Package of 10, Priced Individually 200 SERIES, 900 SERIES	\$1.50

**Order No: WN-H87192**


Description	Retail
 Grain Head, Finger Guide, Hold Down Plate Applications: 54A, 213, 215, 216, 218, 220, 222, 224, 230, 453, 453A, 454, 454A, 554, 653, 653A, 654, 654A, 655A, 853, 853A, 854A, 913, 915, 918, 920, 922, 924, 925, 930, 1253A Features: Package of 10, Priced Individually	\$1.49

**Order No: WN-LAN214869**

Description	Retail
Grain Head, Auger, Finger Applications: 600 Features: Single Poly Finger 600 Series Augers	\$12.25

**Draper Belt: Belt**

**Order No: WN-1000863**

Description	Retail
 Belt, Flat Pick Up, Less Teeth Applications: 110, 132, 912, 914, 212, 214 Features: 22" X 66.53"	\$106.83


**Order No: WN-AH159535**

Description	Retail
 Belt, Draper, LH Applications: 936D, Features: 36" X 332"	\$650.00


**Order No: WN-AH159536**

Description	Retail
 Belt, Draper, RH Applications: 936D, Features: 36" X 420"	\$795.00

**Order No: WN-AH203047**

Description	Retail
 Belt, Draper, Center Applications: 925D, 930D, 936D Features: 60" x 63.56"	\$360.00

**Order No: WN-AXE12117**

Description	Retail
 Belt, Draper, Center Applications: 625D, 630D, 635D, 640D, 725D, 730D, 735D, 740D	\$350.00

John Deere®


**Grain Head: Auger / Draper Belt**

**Draper Belt: Belt**

Order No: WN-AXE12117

Features: 55.3" x 58.01"

Order No: WN-AXE12572

Description	Retail
 Belt, Draper, Center, Single V-Guide Applications: 635FD, 640FD Features: 58" X 51", All S/N -740834	\$375.00


Order No: WN-AXE14603

Description	Retail
 Belt, Draper, Applications: 635D Features: 39" X 357"	\$695.00


Order No: WN-AXE15007

Description	Retail
 Belt, Draper, Side Applications: 625D Features: 39" X 237"	\$520.00


Order No: WN-AXE15008

Description	Retail
 Belt, Draper, Applications: 630D Features: 39" X 297", LH and RH for 30'	\$575.00

Order No: WN-AXE16051

Description	Retail
 Side Draper Flat Belt Applications: 640D, 740D Features: 39.5" X 418"	\$895.00


Order No: WN-AXE17364

Description	Retail
 Belt, Draper, Center, Double V-Guide Applications: 630FD, 635FD, 640FD Features: 58" X 51", All S/N 740835-	\$595.00

Order No: WN-AXE35348

Description	Retail
 Belt, Draper Applications: 635FD, 640FD Features: 39" X 185", LH & RH Short Belt	\$1,195.00


Order No: WN-AXE35349

Description	Retail
 Belt, Draper, Applications: 640FD Features: 39" X 245", LH & RH Long Belt	\$1,395.00

Order No: WN-AXE36429

Description	Retail
 Belt, Draper, RH & LH Applications: 630FD Features: 39" X 305", Side Delivery Belt SN -784999	\$1,695.00

Order No: WN-AXE39582

Description	Retail
 Belt, Draper, Side Applications: 925D Features: 36" X 244"	\$465.00


Order No: WN-HXE49231

Description	Retail
 Draper Belt, Center Feed Applications: 630FD, 635FD, 640FD, 645FD Features: 69.80" x 51.85" 1 ply, Double V Guide,	\$570.00

**Grain Head: Cutter Bar**


**Guards: Guards**

Order No: WN-118344


Description	Retail
 Grain Head, Cutter Bar, Guard, Double Applications: 140, 160, 590 Features: 5 per Package, Priced Individually 140	\$11.25

Draper, 160 Draper

Order No: WN-49312

Description	Retail
 Grain Head, Cutter Bar, Guard, Double Applications: 1217, 1219, 1600, 710, 720, 820 Features: Stub End, 5 per Package, Priced Individually	\$9.25


Order No: WN-6586622

Description	Retail
 Grain Head, Cutter Bar, Guard, Double Applications: 1217, 1219, 1600, 710, 720, 820 Features: High Plate, Stub Guard, 5 per Package, Priced Individually	\$5.50


Order No: WN-H113571

Description	Retail
 Grain Head, Cutter Bar, Guard, Double Applications: 200, 218, 215, 216, 218, 220, 224, 230, 900, 913, 915, 918, 920, 922, 924, 925, 930 Features: 5 per Package, Priced Individually 200 SERIES, 900 SERIES	\$10.25


Order No: WN-H153855

Description	Retail
 Grain Head, Knife Guard Applications: 900D, 900F, 900P, 900R, 913, 915, 918, 920, 922, 924, 925, 930, 930F Features: Triple Guard	\$19.63


Order No: WN-H213508

Description	Retail
 Grain Head, Cutter Bar, Guard, Triple Applications: 618E, 620E, 622R, 625R, 630R, 925D, 930D, 936D Features: Short, Long, Short, Points, 5/Pkg, Price/Each	\$17.50


Order No: WN-H229537

Description	Retail
 Triple Cutter Bar Guard for Grain Head Applications: 615F, 618F, 620F, 622F, 625F, 630F, 635F, 635FD, 640FD Features: 5 Per Package, Priced Individually Long, Short, Long, Points	\$15.00


Order No: WN-H229538

Description	Retail
 Triple Cutter Bar Guard for Grain Head Applications: 615F, 618F, 620F, 622F, 625F, 630F, 635F Features: Short, Long, Short, Points, 5 per Package, Price/Each	\$15.00

Order No: WN-H229539

Description	Retail
 Grain Head, Cutter Bar, Guard, Triple Applications: 615R, 618R, 620R, 622R, 625D, 625R, 630D, 630R, 635D, 635R, 925D, 930D, 936D Features: Long, Short, Long, Points, 5 per Package, Price/Each	\$17.50

Order No: WN-K8420S

Description	Retail
 Grain Head, Cutter Bar, Guard, Double Applications: 580 Features: 5 per Package, Priced Individually 580 Pull Type	\$9.95

**Guards: Hold Downs**

Order No: WN-AH218547

Description	Retail
 Grain Head, Cutter Bar, Knife Clip Applications: 625D, 630, 630D, 635, 635D, 635FD, 640D, 640FD, 925D, 930D, 936D Features: Hold Down Clip, Package of 5 Priced Each	\$5.00


John Deere®



**Grain Head: Cutter Bar**


**Guards: Hold Downs**

Order No: WN-H127801

Description	Retail
 Grain Head, Cutter Bar, Knife hold Down Applications: 212, 213, 215, 215F, 215R, 216, 216F, 218, 218F, 220, 220F, 222, 222F, 224, 224F, 224R, 230, 230R, 620, 620F, 620R, 622F, 625, 625D, 625F, 625R, 630, 630D, 630F, 630FD, 630R, 635, 635D, 635F, 635FD, 640D, 640FD, 645FD, 900D, 900F, 900P, 900R, 913, 915, 918, 920, 922, 924, 925, 930, 930F Features: Package of 5, Priced Individually	\$2.65

**Guards: Wear Plates**

Order No: WN-H153157


Description	Retail
 Grain Head, Wear Plate Applications: 200, 213, 215, 216, 218, 220, 222, 224, 230, 635F, 635R, 913, 915, 918, 920, 922, 925, 930, 930F Features: Sold in Packs of 25, Price Individually	\$2.10

**Sickles: Hardware**


Order No: WN-82802

Description	Retail
Stabilizer Kit, Cutter Bar Assembly Applications: 922, 924, 925, 930 Features: For Heads With Easy Cut Cutter bar	\$417.00


Order No: WN-E52444

Description	Retail
 Grain Head, Knife Drive Arm Applications: 1207, 1209, 1214, 213, 215, 216, 220, 222, 224, 314, 316, 319, 918, 918D, 920D, 183, 120, 218, 78, 200, 200E, 230, 900 Features: Rigid or Flex (1207, 1209 S/N -285000), (200, 213, 215, 216, 218, 220, 222, 224, 230 S/N 530051-), 218 S/N 611151-, 900 Series S/N -638500, 314 Rigid, 316 Rigid, 319 Rigid	\$113.18


Order No: WN-H125890

Description	Retail
 Grain Head, Cutter Bar, Bolt Applications: 200, 213, 215, 216, 218, 220, 222, 224, 230, 600F, 600R, 900, 900F, 900R, 918, 920 Features: Bolts and Nuts, Pack of 50 200 SERIES, 900 SERIES	\$16.00

Order No: WN-H125891

Description	Retail
 Grain Head, Cutter Bar, Knife Section, Bolt Applications: 120, 1207, 1209, 1214, 1380, 1600, 1600A, 200, 213, 215, 216, 218, 220, 222, 224, 230, 300, 300A, 600F, 600R, 710, 720, 890, 895, 918, 920 Features: 50 Pack 200 SERIES	\$11.95

Order No: WN-H204074

Description	Retail
 Cutter bar Bracket Applications: 600F, 600R Features: Flex, Lock	\$27.19

Order No: WN-SC80529

Description	Retail
Grain Head, Cutter Bar, Roller Guide Kit Applications: 212, 213, 215, 216, 218, 220, 222, 224, 230, 900, 900D, 900F, 900P, 913, 915, 918, 920, 922, 924, 925, 930, 930F Features: 30', Flex Heads, Convert SCH Wear Plate to Roller Guide Sys	\$464.00

**Sickles: Knife Head**

Order No: WN-412-021

Description	Retail
Grain Head, Cutter Bar, Sickle, Knife Applications: 213, 215, 216, 218, 220, 222, 224,	\$1.72


230

Features: Chrome, 11 Gauge, Top Serrated.  
Priced Each, Sold in 10's


Order No: WN-725-003

Description	Retail
Grain Head, Sickle Head, Bearing Applications: 230, 240, 300, 300A, 350, 450 Features: For John Deere Auger Platforms	\$52.25

Order No: WN-AE48126

Description	Retail
 Sickle Head Applications: 300, 300A, 1600, 1600A Features: Right Hand	\$91.08


Order No: WN-AH121075

Description	Retail
 Grain Head, Sickle Head Applications: 212, 213, 215, 216, 218, 220, 222, 224, 230, 900D, 900F, 900P, 900R, 913, 915, 918, 920, 922, 924, 925, 930, 930F	\$79.00


Order No: WN-AH202442

Description	Retail
Knife back Repair Kit Applications: 900, 900F, 900R, 918, 920 Features: 3 Inches	\$25.17


Order No: WN-EKJD900HEAD

Description	Retail
 Grain Head, Sickle, Head Applications: 900D, 900F, 900P, 900R, 913, 915, 918, 920, 922, 924, 925, 930, 930F Features: Use w/ WN-EKJD900 Mounting Kit, For OEM Cutting System	\$140.00


Order No: WN-EKJD900HEAD-S

Description	Retail
 Grain Head, Sickle, Head Applications: 900D, 900F, 900P, 900R, 913, 915, 918, 920, 922, 924, 925, 930, 930F Features: Use w/ WN-EKJD900 Mounting Kit, For SCH Easy Cut System	\$140.00

Order No: WN-SC11207

Description	Retail
 Grain Head, Sickle Head Applications: 212, 213, 215, 216, 218, 220, 222, 224, 230, 900D, 900F, 900P, 900R, 913, 915, 918, 920, 922, 924, 925, 930, 930F Features: Schumacher, Use s/ SCH Easy Cut Sickle	\$145.00

Order No: WN-SC11339

Description	Retail
 Grain Head, Sickle Head Applications: 212, 213, 215, 216, 218, 220, 222, 224, 230, 900D, 900F, 900P, 900R, 913, 915, 918, 920, 922, 924, 925, 930, 930F Features: Schumacher, Use w/ Rotary Wobble Box & SCH EASY CUT Sickle	\$137.50

Order No: WN-SC15421

Description	Retail
Grain Head, Sickle Head Applications: 600, 615P, 620F, 622F, 622R, 625D, 625F, 625R, 630D, 630F, 630R, 635D, 635R Features: Schumacher, Use w/ SCH Easy Cut Sickle, For Hydroflex Heads	\$145.00

Order No: WN-SC81357


Description	Retail
Grain Head, Sickle Head Applications: 212, 213, 215, 216, 218, 220, 222, 224, 230, 900D, 900F, 900P, 900R, 913, 915, 918, 920, 922, 924, 925, 930, 930F Features: Schumacher, Use w/ Rotary Wobble Box & OEM Sickle	\$164.00

**Sickles: Knife Sections**


**Grain Head: Cutter Bar**

**Sickles: Knife Sections**


Order No: WN-174845

Description	Retail
 Knife Section Applications: 140A, 160A, 180A, 415D, 420D, 425D, 430D, 435D, 440D	\$1.50

Order No: WN-211-411

Description	Retail
 Grain Head, Cutter Bar, Knife Section Applications: 140, 160, 580, 590 Features: Black, 11ga, Top Serrated, 100 Pack	\$120.00

Order No: WN-432-391

Description	Retail
 Grain Head, Cutter Bar, Knife Section Applications: 213, 215, 216, 218, 220, 222, 224, 230, 900F, 900R, 913, 915, 918, 920, 922, 925, 930 Features: 3.25", Package of 100, Priced Individually	\$1.65


Order No: WN-AH220050

Description	Retail
 Grain Head, Cutter Bar, Knife Head Applications: 925D, 930D, 936D	\$130.00


Order No: WN-H153329

Description	Retail
 Grain Head, Cutter Bar, Knife Section Applications: 600 R&F, 635FD, 640FD Features: Fine Section, 14-tpi/Zink Plated, 25/Pkg, Priced Each	\$2.38


Order No: WN-H163131

Description	Retail
 Grain Head, Cutter Bar, Knife Section Applications: 600, 635FD, 640FD Features: Coarse Section 25/Pkg, Priced Each 600 R&F	\$2.25

Order No: WN-H215025

Description	Retail
 Grain Head, Cutter Bar, Knife Section Applications: 600F, 600R, 615R, 615F, 618F, 618R, 620F, 620R, 622F, 622R, 625F, 625R, 6030F, 630R, 635F, 635R Features: Fine Tooth Knife, 4", Pack Of 25, Priced Each	\$3.43

Order No: WN-H215064

Description	Retail
 Grain Head, Cutter Bar, Knife Section Applications: 600F, 600R, 630FD, 635FD, 640FD, 645FD Features: Coarse Section, Short-Long, 4", Pack Of 25, Priced Each	\$2.63

Order No: WN-SC10995.04

Description	Retail
Grain Head, Cutter Bar, Knife Section Applications: 900D, 900F, 900P, 900R, 913, 915, 918, 920, 922, 924, 925, 930, 930F Features: 7 Tooth Per Inch, Priced & Sold 25/Pkg, w/o Hardware	\$36.25

Order No: WN-SC11012.04

Description	Retail
Grain Head, Cutter Bar, Knife Section Applications: 900D, 900F, 900P, 900R, 913, 915, 918, 920, 922, 924, 925, 930, 930F Features: 11 Tooth Per Inch, Priced & Sold 25/Pkg, w/o Hardware	\$43.50

Order No: WN-SC81602

Description	Retail
Grain Head, Cutter Bar, Knife Segment	\$125.00

Applications: 630F  
Features: Head Piece, Attach's To Knife Head

**Sickles: Sickle Assemblies**


Order No: WN-126-265A

Description	Retail
Sickle Knife Tail End Applications: 215, 915 Features: For 188" Assembly	\$59.00


Order No: WN-458-030

Description	Retail
Sickle Splice Hardware Applications: 620, 620F, 625, 625F, 630, 630F, 635, 635F Features: Package of 25 Bolts and Nuts, M6x20	\$17.00

Order No: WN-458-077

Description	Retail
 Sickle Sections Hardware Applications: 620, 620F, 625, 625F, 630, 630F, 635, 635F, 925D, 930D, 936D, 625D, 630D, 635D, 640D, 630FD, 635FD, 640FD, 645FD, 725D, 730D, 735D, 740D, 600R, 600F, 615, 618, 620, 622, 625, 630, 635 Features: Package of 50 Bolts and Nuts, M6 X 16	\$26.00

Order No: WN-600-25S

Description	Retail
 Grain Head, Cutter Bar, Assembly Applications: 600, 625, 625F Features: 600 Series 25' Sectional Knife Assembly W/ Head 600 SERIES	\$695.00


Order No: WN-600-30L

Description	Retail
Cutter Bar Sickle Assembly, LH Applications: 630FD Features: LH Drive, Sectional Sickle Assembly, Coarse	\$595.00

Order No: WN-600-30R

Description	Retail
Cutter Bar Sickle Assembly, RH Applications: 630FD Features: RH Drive, Sectional Sickle Assembly, Coarse	\$595.00

Order No: WN-600-30S

Description	Retail
 Grain Head, Cutter Bar, Assembly Applications: 630, 630F Features: 600 Series 30' Sectional Knife Assembly, W/ Head	\$795.00


Order No: WN-600-35L

Description	Retail
Cutter Bar Sickle Assembly, LH Applications: 635FD Features: LH Drive, Sectional Sickle Assembly, Coarse	\$660.00

Order No: WN-600-35R

Description	Retail
Cutter Bar Sickle Assembly, RH Applications: 635FD Features: RH Drive, Sectional Sickle Assembly, Coarse	\$660.00

Order No: WN-600-35S

Description	Retail
 Grain Head, Cutter Bar, Assembly Applications: 635, 635F Features: 600 Series 35' Sectional Knife Assembly W/ Head	\$910.00


Order No: WN-600-40L

John Deere®


**Grain Head: Cutter Bar**

**Sickles: Sickle Assemblies**

Order No: WN-600-40L

Description	Retail
 Cutter Bar Sickle Assembly, LH Applications: 640FD Features: LH Drive Sectional Sickle Assembly, Coarse	\$695.00

Order No: WN-600-40R

Description	Retail
 Cutter Bar Sickle Assembly, RH Applications: 640FD Features: RH Drive Sectional Sickle Assembly, Coarse	\$675.00

Order No: WN-600-45L

Description	Retail
Cutter Bar Sickle Assembly, LH Applications: 645FD Features: LH Drive, Sectional Sickle Assembly, Coarse	\$895.00

Order No: WN-600-45R

Description	Retail
Cutter Bar Sickle Assembly, RH Applications: 645FD Features: RH Drive, Sectional Sickle Assembly, Coarse	\$895.00

Order No: WN-80246

Description	Retail
Grain Head, Cutter Bar, Knife Assembly Applications: 630F Features: 30 FT, Half Section, 7 TPI, Easy Cut System Not OEM This is a replacement knife for a Schumacher Easy Cut System.	\$548.00

Order No: WN-80474

Description	Retail
Sickle Assembly, Grain Head Applications: 930F Features: 30' Head, Full Section, 11 TPI	\$548.00


Order No: WN-86489.11

Description	Retail
Cutter Bar Assembly, Grain Head Applications: 640FD Features: Easy-Cut II, 40', With Roller Kit, Double Drive	\$3,437.00

Order No: WN-AH121076

Description	Retail
 Grain Head, Cutter Bar, Knife Assembly Applications: 200, 213, 215, 216, 218, 220, 222, 224, 230, 913 Features: 13', 11 Gauge, Top Serrated, W/ Head 913 S/N -638500	\$463.19


Order No: WN-AH121077

Description	Retail
 Grain Head, Cutter Bar, Assembly Applications: 215, 915 Features: 15' Headless Sectional Knife Assembly Extra Heavy, Plated, Large Serrations	\$238.00

Order No: WN-AH121079

Description	Retail
Grain Head, Cutter Bar, Assembly Applications: 218, 918 Features: 18' Headless Sectional Knife Assembly Extra Heavy, Plated, Large Serrations	\$290.00


Order No: WN-AH121081

Description	Retail
 Grain Head, Cutter Bar, Assembly Applications: 220, 920 Features: 20' Headless Sectional Knife Assembly Coarse, Plated, Large Serrations, 7 teeth per inch.	\$315.00


Order No: WN-AH121083

Description	Retail
Grain Head, Cutter Bar, Assembly Applications: 220, 920 Features: 22' Headless Sectional Knife Assembly Extra Heavy, Plated, Large Serrations	\$345.00


Order No: WN-AH121087

Description	Retail
 Grain Head, Cutter Bar, Assembly Applications: 230, 930 Features: 30' Headless Sectional Knife Assembly Extra Heavy, Plated, Large Serrations	\$435.00


Order No: WN-AH121221

Description	Retail
 Grain Head, Cutter Bar, Assembly Applications: 225, 925 Features: 200/900 Series 25' Head, Coarse Tooth For a Flex Head, Extra Heavy, Plated, Large Serrations	\$380.00

Order No: WN-AH125752

Description	Retail
 Grain Head, Cutter Bar, Assembly Applications: 216 Features: 16' Headless Sectional Knife Assembly Extra Heavy, Plated, Large Serrations	\$450.00

Order No: WN-AH205918

Description	Retail
 Grain Head, Cutter Bar, Splice Kit Applications: 620F, 625F, 630F, 635F Features: Includes, Bolts, Nuts, 2 Sickle Sections, Splice	\$21.75

Order No: WN-RJD625-25FK

Description	Retail
Grain Head, Cutter Bar, Assembly Applications: 625 Features: Easy-Cut, 25', With Roller Kit and Flex Head 625 w/ Flex Head	\$2,190.00

Order No: WN-RJD630-30FK

Description	Retail
Grain Head, Cutter Bar, Assembly Applications: 630 Features: Easy-Cut, 30', With Roller Kit 630 w/ Flex Head	\$2,489.00

Order No: WN-RJD635-35FK

Description	Retail
Grain Head, Cutter Bar, Assembly Applications: 620, 620F, 620R, 622F, 625, 625D, 625F, 625R, 630, 630D, 630F, 630FD, 630R, 635, 635D, 635F, 635FD, 640D, 640FD, 645FD Features: Easy-Cut, 35', With Roller Kit	\$2,772.00

Order No: WN-RJD900-15FK

Description	Retail
Grain Head, Cutter Bar, Assembly Applications: 215, 915 Features: Easy-Cut, 15', With Roller Kit, For Flex Heads	\$1,478.00

Order No: WN-RJD900-16FK

Description	Retail
Grain Head, Cutter Bar, Assembly Applications: 216, 916 Features: Easy-Cut, 16', With Roller Kit, For Flex Heads	\$1,558.00

Order No: WN-RJD900-18FK

Description	Retail
Grain Head, Cutter Bar, Assembly Applications: 218, 918 Features: Easy-Cut, 18', With Roller Kit, For Flex Heads	\$1,717.00

Order No: WN-RJD900-20FK

John Deere®



**Grain Head: Cutter Bar**

**Sickles: Sickle Assemblies**

Order No: WN-RJD900-20FK

**Description Retail**

Grain Head, Cutter Bar, Assembly \$1,868.00  
Applications: 220, 920  
Features: Easy-Cut, 20', With Roller Kit, For Flex Heads

Order No: WN-S35-2213

**Description Retail**

Grain Head, Sickle, Fine Tooth \$473.00  
Applications: 225, 925  
Features: Single Drive, Less Head, 3" System, 25 Foot

Order No: WN-S35-2214

**Description Retail**

Grain Head, Sickle, Fine Tooth \$498.00  
Applications: 230, 930  
Features: Single Drive, Less Head, 3" System, 30 Foot

Order No: WN-S35-2742

**Description Retail**

Sickle, Assembly, Spliced \$321.00  
Applications: 212, 213, 215, 216, 218, 220, 222, 224, 230, 900D, 900F, 900P, 900R, 913, 915, 918, 920, 922, 924, 925, 930, 930F  
Features: Coarse Cut Sections

Order No: WN-S35-2743

**Description Retail**

Sickle, Assembly \$352.00  
Applications: 930  
Features: 30' Long, 120 Sections

Order No: WN-S35-2892

**Description Retail**

Grain Head, Sickle, Spliced \$263.00  
Applications: 200, 900  
Features: 20 FT, Tiger Jaw Spliced Sickle 200 Series Grain Heads, 900 Series Grain Heads

Order No: WN-SC80229

**Description Retail**

Grain Head Cutter Bar Assembly \$322.00  
Applications: 80229, SC80229, Easy-Cut 80229  
Features: 18', Headless Sectional Knife Assembly, 7TPI Sections

**Grain Head: Drives**

**Drives: Belts**

Order No: WN-AE27079

**Description Retail**

Belt, Header \$192.00  
Applications: 50  
Features: Not for "A" Series 50 Series Row Crop Heads

**Drives: Shafts**

Order No: WN-1313570C92



**Description Retail**

Drive Shaft Header \$400.50  
Applications: 853A, 854A, 453A, 454A, 1253A, 653A, 654A, 655A,  
Features: 48" C to C, 1 1/8" Hex Slide Collar, 1 1/8" Clamp Yoke

Order No: WN-AH145821

**Description Retail**

Grain head, Cutter bar, Driveshaft, LH \$279.24  
Applications: 922  
Features: A=58.437", B=1.125" HEX

Order No: WN-AH220096



**Description Retail**

Header Drive Shaft Contour Master \$310.00  
Applications: 492, 493, 494, 592, 594, 692, 693, 694, 892, 893, 894, 1092, 1290, 1291, 1293, 900D, 900F, 900P, 900R, 913, 915, 918, 920, 922, 924, 925, 930, 930F  
Features: 1-3/8" - 21 Spline Slide Collar w/ 1-1/8" Hex, 610 mm C-to-C

Order No: WN-H87352

**Description Retail**

Shaft, Platform Drive \$298.71  
Applications: 220, 920  
Features: 73.43" Long 220 (Flex Platform), 920 (20 Ft Head, S/N -635, 100)

**Grain Head: Electrical**

**Electrical: Lights**

Order No: WN-AXE16947

**Description Retail**

Oval LED Light \$55.00  
Applications: 9860STS, 9560, 9560SH, 9660, 9660CTS, 9660STS, 9760STS, 9560STS, 9570STS, 9870STS, 9670STS, 9770STS, S550, S660, S670, S680, S690, 622X, 625X, 630X, 635X, 640X  
Features: Oval Bottom Mount LED Light, 1500 Lumens

**Grain Head: Non-Draper Belts**

**Non-Draper Belts: All Non-Draper Belts**

Order No: WN-H201794

**Description Retail**

Belt, Header Drive \$53.50  
Applications: 635  
Features: 635 Flex Head

Order No: WN-H202647

**Description Retail**

Belt, Sickle Drive \$59.12  
Applications: 918, 920, 922, 925  
Features: 131.5" Long ((900 Series 18", 22", 25", 30"), 918, 920, 922, 925, All Flex Head)

Order No: WN-H210001

**Description Retail**

Belt, Cutter bar Drive \$56.25  
Applications: 600F, 600R

Order No: WN-HC1150

**Description Retail**

Belt, V \$72.50  
Applications: 600F, 600R  
Features: 115" Long

**Grain Head: Reel**

**Reel: Complete Assemblies**

Order No: WN-031351

**Description Retail**

Flip Reel Kit \$2,144.23  
Applications: 640FD, 645FD  
Features: For Flex Draper, Double No Shields.

Order No: WN-031518

**Description Retail**

Flip Reel Conversion Kit \$2,110.00  
Applications: 600F, 620F, 622F, 625F, 630F, 635F, 900D, 920D, 922D, 925D, 930D, 935D  
Features: For both Flex And Draper Heads, Double Eccentric

**Reel: Cylinders**

Order No: WN-AH173229

**Description Retail**

Fore Aft Cylinder \$244.54  
Applications: 325, 900F, 900R, 915F, 918F, 918R, 920F, 920R, 922F, 925D, 925F, 925R, 930D, 930F, 930R, 936D  
Features: Left Hand 915F s/n 690412-, 918F s/n 690545-,

**Grain Head: Reel**


**Reel: Cylinders**

**Order No: WN-AH173229**


918R s/n 690560-, 920F s/n 690886-, 920R s/n 690704-, 922F s/n 690824-, 925F s/n 691555-, 925R s/n 690996-, 930F s/n 691857-, 930R s/n 691526-

**Reel: Reel Bushings**


**Order No: WN-243736**

Description	Retail
 Reel Bearing Applications: 606, 608C, 612C, 615, 616, 618, 620, 622, 625, 630, 635, 635F, 640, 642, 643, 644, 645, 653, 653A, 654, 654A, 655A, 666R, 683, 692, 693, 694, 912, 913, 914, 915, 918, 920, 922, 924, 925, 925D, 930, 930D, 936D, 944, 990, 994, 995 Features: Package of 10, Priced Individually 913 S/N 645300-, 915 S/N 645300-, 918 S/N 645300-, 920 S/N 645300-, 922 S/N 645300-, 924 S/N 645300-, 924 S/N 645300-, 930 S/N 645300-	\$1.95


**Order No: WN-AE24403**

Description	Retail
 Grain Head, Reel, Idler Applications: 200, 213, 215, 216, 218, 220, 222, 224, 230, 918, 920, 922, 925, 930, 918D, 920D Features: Package of 3 Priced Individually	\$19.00


**Order No: WN-AH166489**

Description	Retail
 Grain Head, Reel Teeth Applications: 600F, 600R, 615F, 615R, 618F, 618R, 620F, 620R, 622F, 622R, 625D, 625F, 625R, 630D, 630F, 630R, 635D, 635F, 635R, 900D, 900F, 900R, 913, 914 Features: Center, Long Double Wing, 6" Spacing, Pkg of 10	\$25.00


**Order No: WN-AXE28803**

Description	Retail
 Reel Bearing Applications: 622X, 625X, 625X, 630X, 635X, 640X, 625D, 630D, 635D, 640D, 635FD, 640FD, 630FD, 645FD Features: Price per set, 12 Sets per Bag	\$3.90


**Order No: WN-H136955**

Description	Retail
 Reel, Finger/Tine, Strap Applications: 900F, 900R, 913, 915, 918, 920, 922, 924, 925, 925D, 930, 930D, 930F, 936D Features: Packs of 10 Priced Each	\$5.50

**Order No: WN-H175603**


Description	Retail
 Grain Head, Reel, Bearing Clamp Applications: 600, 615, 618, 620 622, 625, 630, 900, 913, 915, 918, 920, 922, 924, 925, 930, 925D, 930D, 936D Features: Package of 10, Priced Individually 600 R & F Series, 900 SERIES	\$1.50

**Order No: WN-JD9861**


Description	Retail
 Wobble Box, Support, Bearing Applications: 200, 218, 220, 222, 224, 230, 900 Features: 200 Series, 900 Series	\$18.75

**Reel: Reel Teeth**


**Order No: WN-AH136689**

Description	Retail
 Grain Head, Reel, Finger Applications: 900, 918, 920, 922, 925 Features: ML Tine, Full Bat, With Screws, Package of 10 900 SERIES S/N 645301-, 900 SERIES S/N -658100, (918, 920, 922, 925, All S/N 645301-)	\$21.25


**Order No: WN-AH147909**

Description	Retail
 Belt, Pick Up Applications: 110, 132, 212, 214, 912, 918, 920, 922 Features: 22" x 66.53", w/ 60 Teeth (Not Installed)	\$200.00


**Order No: WN-AH86897**

Description	Retail
 Teeth, Pickup, Bolts Applications: 900, 914P, 615P Features: Elevator Bolts & Keep Nuts, 100/Pkg 900 Series, 914P, 615P, All Belt Pickups Platforms	\$24.00


**Order No: WN-GF1038CFPR**

Description	Retail
 Reel, Finger Applications: 200, 213, 215, 216, 218, 220, 222, 224, 230, 925, 935, 945 Features: Nylon, 10 Pack, Price Each, Fits CFC Reels Only	\$3.00


**Order No: WN-H86248**

Description	Retail
 Teeth, Pickup Applications: 900, 914P, 615P Features: Double Prong, 50/Pkg 900 Series, 914P, 615P, All Belt Pickups Platforms	\$59.00


**Order No: WN-KXE10423**

Description	Retail
 Reel Tine Applications: 625D, 630D, 640D, 635FD, 640FD, 630FD, 645FD, 725D, 730D, 735D, 740D, 622X, 625X, 630X, 635X, 640X Features: Package of 10, Price Per Piece	\$3.95


**Order No: WN-P142313**

Description	Retail
 Poly Reel Finger Applications: 900, 918, 920, 922, 925 Features: Pack Of 10, Priced Each, Hardware Not Included	\$3.60


**Order No: WN-P142314**

Description	Retail
 Poly Reel Finger, Wing Left Applications: 900, 918, 920, 922, 925 Features: 10 Pack, Priced Each, Hardware Not Included 900, 918, 920, 922, 925 All models s/n 645301-	\$3.60

**Order No: WN-P142315**

Description	Retail
 Reel, Finger/Tine, Poly Applications: 900D, 900F, 900P, 900R, 913, 915, 918, 920, 922, 924, 925, 930, 930F Features: Right Hand, w/ Hardware, Priced Individually, 6 per Package	\$4.07

**Order No: WN-T16-0767**


Description	Retail
 Reel, Finger Applications: 200, 900 Features: For Tear Drop Bat 200 & 900 Series Grain Heads	\$2.00

**Order No: WN-UH2100**

Description	Retail
 Tine, Reel Applications: 215, 216, 218, 220, 224, 230 Features: Goes With U2 222346 Reel Model	\$3.25

**Reel: Related Parts**

**Order No: WN-CF2181**

Description	Retail
 Cam Arm Bearing Applications: 200, 213, 215, 216, 218, 220, 222, 224, 230, 925, 935, 945 Features: 7/8" Diameter, Only Fits CFC Type	\$5.75

John Deere®

**Grain Head: Reel**

**Reel: Related Parts**


Order No: WN-CF2181

Reels


**Grain Head: Sheet Metal**

**Sheet Metal: Dividers**

Order No: WN-AH154697

Description	Retail
 Sieve, Frame, Bushing, Isolator Applications: CTS, 3300, 4400, 4420, 6600, 6601, 6602, 6620, 6622, 7700, 7701, 7720, 7721, 8820, 9400, 9500, 9500SH, 9501, 9600, 9610, 9976, 9986, 213, 215, 216, 220, 222, 224, 913, 915, 918, 920, 922, 925, 925F, 930, 930F, 218, 230, 600F, 600R, 635FD, 640FD Features: 0.6325" Bore, 2 per Package, Priced EACH, No Hardware	\$3.95


Order No: WN-DIV-JD-ST

Description	Retail
 Grain Head, Crop Dividers, Left AND Right Kit, Poly Applications: 900, 915, 918, 920, 925, 930, 935 Features: Short Style, Everything Needed to Replace Steel Dividers 900 Series	\$1,500.00

Order No: WN-DIV-TIP-ST-JD

Description	Retail
Poly Divider Tip Applications: 200, 215, 218, 220, 225, 230, 235, 900, 915, 918, 920, 925, 930, 935 Features: Stubby Tip, Green	\$113.00

Order No: WN-JD900POLYKIT


Description	Retail
 Grain Head, Crop Dividers, Left AND Right, Kit Applications: 900 Features: Poly, Everything Needed To Replace Original Steel Dividers Truck Freight Item, 900 Series Flex Head	\$1,875.00

**Sheet Metal: Floor**


Order No: WN-ACHJ644

Description	Retail
Grain Head, Auger Trough Liner Applications: 644, 694 Features: Yellow Kit	\$572.90

Order No: WN-GPJK635

Description	Retail
 Grain Head, Auger Pan Trough Liner Applications: 600, 635F Features: Poly Kit, 600 Series	\$1,129.00


Order No: WN-GPJK920

Description	Retail
 Auger Trough Liner Applications: 920F Features: Poly, Yellow, Need To Housing Width When Ordering 46" Or 58"	\$659.00

Order No: WN-GPJK925

Description	Retail
Grain Head, Auger Trough Liner Applications: 925, 925F Features: Throat opening size either 46" or 58"	\$834.00

Order No: WN-IH1027FSK

Description	Retail
 Floor Sheet Kit, Grain Head Applications: 1020 Features: 30' Head, 3 Piece Steel, W/ Clips And Hardware	\$981.00

**Grain Head: Skids**

**Skids: Poly**

Order No: WN-42132



Description	Retail
Skid Shoe, Corn Head, Poly Applications: 630FD, 635FD, 640FD, 645FD Features: Center, 5.9" X 9.75" Yellow, 1/4" Thick, Pre-Drilled Holes	\$15.50


Order No: WN-42196

Description	Retail
 Draper Skid Plate, Poly Applications: 630FD, 635FD, 640FD, 645FD Features: 31" X 63.5", Yellow, 1/4" Thick, Predrilled	\$255.00

Order No: WN-50101

Description	Retail
 Grain Head, Skid Shoe, Poly Left Hand Applications: 635F Features: Yellow, 12" X 33" - 3/8" Thick, Predrilled	\$81.00


Order No: WN-50103

Description	Retail
 Grain Head, Skid Shoe, Poly Applications: 620, 625, 630, 635 Features: 5.5"x9.75" - 3/8" Thick, Predrilled	\$18.50


Order No: WN-AH132974

Description	Retail
Grain Head, Skid Shoe, Poly Applications: 920, 924, 925, 930F Features: Left Hand, 1/4" Thick 900 Series, 200 Series	\$150.00

Order No: WN-APJ60344

Description	Retail
 Poly Skid Applications: 600R, 600F, 635FD, 640FD, 645FD Features: Center, w/ Mounting Hardware 600 R&F Series	\$14.00


Order No: WN-ASJ99250

Description	Retail
 Grain Head, Skid Kit Applications: 925 Features: Includes Shoes and Rivets, Yellow 925 Flex Head	\$983.00

Order No: WN-ASJE99160

Description	Retail
Grain Head, Skid Kit Applications: 216 Features: Poly, Green, With End Skids, Wobble Box Cover, Hardware 216 Flex Head	\$464.00

Order No: WN-ASJE99180-E

Description	Retail
 Grain Head, Poly Skid Kit Applications: 918 Features: End Skids, Wobble Box Cover, Hardware, Instructions, Need S/N 918 S/N -685000 Early; Must identify Serial Number when ordering from Vendor to make sure correct one is sent. This one is below Serial Number 685000. They use the same part number for both. The -E is for the early one.	\$520.00

Order No: WN-ASJE99200

Description	Retail
 Grain Head, Skid Plate, Poly Applications: 220, 920 Features: Green, 20', Flex Poly, With Hardware	\$593.00

Order No: WN-H150106

Description	Retail
Grain Head, Poly, Skid Plate Applications: 920, 925, 930, 930F Features: RH, Poly	\$149.00

Order No: WN-H205344




**Grain Head: Skids**

**Skids: Poly**

Order No: WN-H205344

Description	Retail
 Skid Plate Applications: 635FD, 640FD, 614R, 615R, 616R, 618R, 620R, 622R, 625R, 630R, 635R, 615F, 616F, 618F, 620F, 622F, 625F, 630F, 635F	\$8.75

Order No: WN-HXE10959

Description	Retail
 Poly Skid Pad Cover Applications: 635FD, 640FD, 630FD, 645FD	\$19.00

Order No: WN-HXE16408

Description	Retail
Skid Plate, Clean Out Door Applications: 630FD, 635FD, 640FD Features: 630FD (sn<784999)635FD(sn<784999)640FD(sn<784999)	\$211.69

Order No: WN-J03030503

Description	Retail
Grain Head, Skid Plate, Poly Applications: 212, 213, 215, 216, 218, 220, 222, 224, 230, 900D, 900F, 900P, 900R, 913, 915, 918, 920, 922, 924, 925, 930, 930F Features: Left End Shoe, L1 Shoe, For 200 & 900 Series Bean Platforms	\$42.50

Order No: WN-J03030504

Description	Retail
Grain Head, Skid Plate, Poly Applications: 212, 213, 215, 216, 218, 220, 222, 224, 230, 900D, 900F, 900P, 900R, 913, 915, 918, 920, 922, 924, 925, 930, 930F Features: Left End Shoe, L2 Shoe, For 200 & 900 Series Bean Platforms	\$43.00

Order No: WN-J03030506

Description	Retail
Grain Head, Skid Plate, Poly Applications: 924, 925, 930, 900 Series Features: RH, 23" Long	\$42.50

Order No: WN-J03030507

Description	Retail
Grain Head, Skid Plate, Poly Applications: 212, 213, 215, 216, 218, 220, 222, 224, 230, 900D, 900F, 900P, 900R, 913, 915, 918, 920, 922, 924, 925, 930, 930F Features: Right End Shoe, For 900 Series Heads S/N -684999	\$19.75

Order No: WN-J3030505

Description	Retail
Grain Head, Skid Plate, Poly Applications: 924, 925, 930, 900 Features: RH, 22.5" Long 900 Series	\$43.00


Order No: WN-KCS20JD9

Description	Retail
Grain Head, Poly Skid Plate Kit Applications: 920 Features: 1/4" Thick Yellow UHMW 920 Flex Head	\$652.00

Order No: WN-VHJD216

Description	Retail
Grain Head, Skid Plate, Poly Applications: 216 Features: UHMW, With Hardware, 15 & 16 Feet	\$345.00

Order No: WN-VHJD915

Description	Retail
 Grain Head, Skid Plate, Poly Applications: 215, 915 Features: UHMW, With Hardware, 15 Feet	\$365.00

Order No: WN-VHJD918

Description	Retail
Grain Head, Skid Plate, Poly Applications: 218, 918 Features: UHMW, With Hardware, 18 Feet	\$400.00

Order No: WN-VHJD920

Description	Retail
Grain Head, Skid Plate, Poly Applications: 220, 920 Features: UHMW, With Hardware, 20 Feet	\$450.00

Order No: WN-VHJD920-L

Description	Retail
Grain Head, Skid Plate, Poly Applications: 920 Features: UHMW, With Hardware, 20 Feet 920 S/N 685000-	\$450.00

Order No: WN-VHJD922

Description	Retail
 Grain Head, Skid Plate, Poly, Kit Applications: 222, 922 Features: UHMW, With Hardware, 22 Feet S/N -684999	\$659.00

Order No: WN-VHJD922L

Description	Retail
Poly Skid Plate Kit Applications: 922 Features: UHMW, 22 Feet S/N 685000-	\$500.00


Order No: WN-VHJD925

Description	Retail
Grain Head, Skid Plate, Poly, Kit Applications: 224, 924, 925 Features: UHMW, With Hardware, 24 & 25 Feet	\$550.00

Order No: WN-VHJD925-L

Description	Retail
Grain Head, Skid Plate, Poly, Kit Applications: 924, 925 Features: UHMW, With Hardware, 24 & 25 Feet 924 S/N 685000-, 925 S/N 685000-	\$550.00


Order No: WN-VHJD930-L

Description	Retail
 Grain Head, Skid Plate, Poly, Kit Applications: 930 Features: UHMW, With Hardware, 30 Feet, Black 930 S/N 658000-	\$600.00


**Grain Head: Wobble Box**

**Wobble Box: Arm**


Order No: WN-AH92518

Description	Retail
 Flex Arm Assembly Applications: 200, 213, 215, 216, 218, 220, 222, 224, 230, 900, 900F, 900R, 918, 920, 922, 925 Features: Left Hand Stop 900 Years 1988-1996 S/N 625301-685400, (900F, 900R both Years 2000-2002 S/N 685401-), 918 S/N -689000	\$130.68

Order No: WN-E81020

Description	Retail
 Knife Drive Arm Applications: 300, 330A Features: Right Hand 300 And 300A (For 31, 36, 61 & 66 Hay Conditioner)	\$123.82

Order No: WN-E81021

Description	Retail
 Knife Drive Arm - Left Applications: 1207, 1209, 1217, 1219, 130, 135, 1380, 1424, 2360, 300, 300A, 130, 135 Features: 1207 S/N 285001-, 1209 S/N 285001-	\$98.00

Order No: WN-H136758

**Grain Head: Wobble Box**

**Wobble Box: Arm**

Order No: WN-H136758



Description	Retail
Grain Head, Wobble Box Arm Applications: 913, 915, 918, 920, 922, 924, 925, 930 Features: 900 SERIES, 915F, 918F, 920F, 922F, 924F, 925F, 930F (All S/N 638501-)	\$115.00

Order No: WN-H86911



Description	Retail
Knife Drive Arm Applications: 200, 213, 215, 216, 218, 220, 222, 224, 230, 810, 812, 814, 816, 818, 820 Features: Grain Head Wobble Box (200, 213, 215, 216, 218, 220, 222, 224, 230, All S/N -530050)	\$89.00

Order No: WN-H98780



Description	Retail
Grain Head, Wobble Box, Clamp Applications: 1170, 200, 213, 215, 216, 218, 220, 222, 224, 230, 6622, 810, 812, 814, 816, 818, 820, 918, 920, 922, 925 Features: Replacement End for Sickle Drive Arm, Fits Std & HD Arms	\$22.00

**Wobble Box: Assembly**

Order No: WN-AE41481



Description	Retail
Grain Head, Wobble Box, Assembly Applications: 200E, 213, 215, 216, 218, 220, 222, 224, 230, 900F, 900R, 913, 915, 918, 920, 922, 924, 925, 930 Features: Less Support, Arm & Pulley 218 Platform Draper, 820 Mower, 1800 Mower, Tractor 900 Model and Combine 6622	\$944.00

Order No: WN-DE21086



Description	Retail
Wobble Box Applications: 625D, 630D, 635D, 640D, 635FD, 640FD, 630FD, 645FD, 725D, 730D, 735D, 740D	\$2,950.00

Order No: WN-TP-CA001



Description	Retail
Grain Head, Wobble Box, Knife Drive, Repair Kit Applications: 212, 213, 215, 216, 218, 220, 222, 224, 230, 900D, 900F, 900P, 900R, 913, 915, 918, 920, 922, 924, 925, 930, 930F Features: Includes Bearing, Trunnion, Bearing Cover, and Allen Screw	\$220.00

Order No: WN-TP-CA155



Description	Retail
Grain Head, Wobble Box, Knife Drive, Repair Kit Applications: 600, 614R, 615R, 616, 616R, 618, 618R, 620, 620R, 622, 622R, 625, 625R, 630, 630R, 635R Features: Includes Bearing, Trunnion, Bearing Cover, and Allen Screw	\$225.00

Order No: WN-TP-CA2000



Description	Retail
Grain Head, Wobble Box, Assembly Applications: 212, 213, 215, 216, 218, 220, 222, 224, 230, 900D, 900F, 900P, 900R, 913, 915, 918, 920, 922, 924, 925, 930, 930F Features: Schumacher Style	\$1,950.00

Order No: WN-TP-CA2009



Description	Retail
Wobble Box Applications: 600, 614R, 615R, 616, 616R, 618, 618R, 620, 620R, 622, 622R, 625, 625R, 630, 630R, 635R, 600R, 600F Features: Includes Actuator	\$1,900.00

**Wobble Box: Bracket**

Order No: WN-AH149354



Description	Retail
Grain Head, Wobble Box, Mounting Bracket Applications: 900D, 900F, 900P, 900R, 913, 915, 918, 920, 922, 924, 925, 930, 930F Features: Tower Bracket, For Rotary Wobble Box, Mounting Bracket Only	\$106.50

Order No: WN-AH155154



Description	Retail
Grain Head, Wobble Box, Tension Bracket Kit Applications: 900D, 900F, 900P, 900R, 913, 915, 918, 920, 922, 924, 925, 930, 930F Features: For Rotary Wobble Box, 5/8" Rod, Can Replace Early Assy.	\$95.00

Order No: WN-H154967



Description	Retail
Grain Head, Wobble Box, Mounting Bracket Applications: 900D, 900F, 900P, 900R, 913, 915, 918, 920, 922, 924, 925, 930, 930F Features: Cast Mounting Bracket, for Rotary Wobble Box	\$160.00

**Wobble Box: Gear Box Components**

Order No: WN-10099

Description	Retail
Rotary Head Bolt Applications: 920, 925, 930, 935	\$0.50

Order No: WN-15928

Description	Retail
Rotary Bearing Holder Applications: 920, 925, 930, 935 Features: 17mm, 1 hole crankshaft, For use on ProDrive 12509 and 14869	\$132.00

Order No: WN-AE35149



Description	Retail
Grain Head, Wobble Box, Housing Applications: 6602, 6622, 78, 120, 220, 230, 240, 1207, 1209, 1214, 1217, 1219, 1380, 1424 Features: Marked E59258 6622 S/N -507050	\$570.56

Order No: WN-AE35151



Description	Retail
Grain Head, Wobble Box, Housing Applications: 200E, 213, 215, 216, 218, 220, 222, 224, 230, 900F, 900R, 913, 915, 918, 920, 922, 924, 925, 930 Features: Housing, Does Not Include the Bearing or Seal 218 Platform Draper, 820 Mower, 1800 Mower	\$210.00

Order No: WN-AE38359



Description	Retail
Grain Head, Wobble Box, Bearing Applications: 120, 1207, 200, 213, 215, 216, 218, 220, 222, 224, 230, 2320, 2360, 2420, 30A, 3430, 3830, 4890, 4895, 4990, 4995, 900, 918, 920 Features: Housing Cover Bearing 200 SERIES, 900 SERIES	\$9.00

Order No: WN-AE38566



Description	Retail
Grain Head, Wobble Box, Housing, Cover Applications: 200E, 213, 215, 216, 218, 220, 222, 224, 230, 900F, 900R, 913, 915, 918, 920, 922, 924, 925, 930 Features: Cover, Does Not Include the Bearing or Seal 218 Platform Draper, 820 Mower, 1800 Mower	\$75.00

Order No: WN-AE53176



Description	Retail
Grain Head, Wobble Box, Seal Applications: 120, 1207, 1209, 1214, 1217, 1219, 1380, 1424, 1600, 1600A, 230, 240, 710, 720, 820, 900 SERIES	\$8.25

**Grain Head: Wobble Box**

**Wobble Box: Gear Box Components**

Order No: WN-AE53176

Features: Housing Cover Seal

Order No: WN-AE53177

Description	Retail
Grain Head, Wobble Box, Lower Seal Applications: 220, 230, 240, 300, 900	\$7.30

Order No: WN-AE57735

Description	Retail
Grain Head, Wobble Box, Repair Kit Applications: 200E, 213, 215, 216, 218, 220, 222, 224, 230, 900F, 900R, 913, 915, 918, 920, 922, 924, 925, 930 Features: 218 Platform Draper, 820 Mower, 1800 Mower	\$620.00

Order No: WN-JD9977

Description	Retail
Wobble Box Needle Bearing Applications: 120, 130, 135, 140, 160, 200, 213, 215, 216, 218, 220, 222, 224, 230, 240, 300, 314, 316, 319, 78, 890, 895, 896, 900, 913, 918, 920, 7210, 7410, 7510, 7610, 7710, 7810, 6602, 6622 Features: Housing Bearing 6602 S/N 1501-, John Deere Mower Conditioners 1207, 1209, 1214, 1217, 1219, 1380, 1424, 1600, 1600A Sickle Mower Conditioners 710, 720, 820	\$8.50

Order No: WN-TP-CA137

Description	Retail
Grain Head, Wobble Box, Bushing Applications: 925D, 90D, 93D, 616F, 618F, 622F, 625F, 630F, 635F, 625D, 630D, 635D, 640D, 635FD, 640FD, 630FD, 212, 213, 215, 216, 218, 220, 222, 224, 230, 900D, 900F, 900P, 900R, 913, 915, 918, 920, 922, 924, 925, 930, 930F	\$6.50

**Wobble Box: Mounting Kits & Parts**

Order No: WN-EKJD900HDWRKIT

Description	Retail
Grain Head, Wobble Box, Hardware Kit Applications: 900D, 900F, 900P, 900R, 913, 915, 918, 920, 922, 924, 925, 930, 930F Features: Rotary Wobble Box, Mounting Bracket Hardware Kit	\$42.00

Order No: WN-EKJD900KIT

Description	Retail
Grain Head, Wobble Box, Mounting Kit Applications: 900D, 900F, 900P, 900R, 913, 915, 918, 920, 922, 924, 925, 930, 930F Features: Kit for Rotary Wobble Box, Less Sickle Head	\$495.00

Order No: WN-TP-CA209

Description	Retail
Grain Head, Wobble Box, Mounting Kit Applications: 212, 213, 215, 216, 218, 220, 222, 224, 230, 900D, 900F, 900P, 900R, 913, 915, 918, 920, 922, 924, 925, 930, 930F Features: Rotary Wobble Box, Less Sickle Head If SCH Easy-Cut Cutting System, use WN-SC11339 Sickle Head	\$437.00

**Wobble Box: Pulleys**

Order No: WN-E78705

Description	Retail
Grain Head, Wobble Box, Pulley Applications: 200, 213, 215, 216, 218, 220, 222, 224, 230, 1214, 1380, 1424, 6622, 120, 130, 135, 140, 160, 183, 218, 220, 230, 240, 300, 300A, 710, 720, 820	\$193.39

Order No: WN-H101677

Description	Retail
Slip Clutch Jaw Feeder house Applications: CTS, CTS II, 6620, 6622, 7720, 8820, 9400, 9410, 9450, 9500SH, 9501, 9510, 9510SH, 9550, 9550SH, 9560STS, 9600, 9610, 9650, 9650CTS, 9660, 9660CTS, 592, 600, 606, 608, 612, 693, 694, 893, 894, 900, 1092, 1290, 1291, 1293	\$28.00

Order No: WN-H105590

Description	Retail
Slip Clutch Hub Feeder house Applications: CTS, CTS II, 6620, 7720, 8820, 9400, 9410, 9450, 9500, 9501, 9510, 9550, 9560, 9560STS, 9600, 9610, 9650, 9650CTS, 9660, 9660CTS	\$70.00

**Mower: Mower Parts**

**Mower Parts: All Mower Parts**

Order No: WN-56206600

Description	Retail
Disc Mower Safety Curtain Applications: 260 Features: 86.81" X 42.50"	\$409.03

Order No: WN-76N927

Description	Retail
Disc Mower Blade Bolt Kit Applications: 240, 260, 1320, 1326, 1327 Features: 10 Pack	\$19.38

Order No: WN-AE48822

Description	Retail
Knife Drive Arm Applications: 1600, 1600A, 710, 720, 820	\$147.40

Order No: WN-AE70632

Description	Retail
Mower Conditioner Disc Applications: 525, 530, 535, 625, 630, 635, 730, 735, 830, 835, 910, 915, 916, 920, 925, 926, 930, 935, 936, 945, 946, 955, 956	\$72.40

Order No: WN-B1JD1047

Description	Retail
Blade, Mower Applications: 850 Features: 24-15/16" Long, 2-1/2" Wide, .312 Thick, 29/32" CH	\$26.10

Order No: WN-BP247006251

Description	Retail
Friction Disc, Clutch Lining Applications: 1518, 2018 Features: 5.6" O.D., 3" I.D.	\$20.53

Order No: WN-BW15805

Description	Retail
Driveline, CV Applications: CX20, HX20 Features: 1000 RPM, 80 Degrees CV, Star Style Tubing CX20 s/n003526-, HX20 s/n 004520-	\$986.65

Order No: WN-E80206

Description	Retail
Blade, Disc Mower Applications: 265, 275, 1360, 1460, 525, 625, 630, 635, 730, 735, 830, 835, 910, 915, 916, 920, 925, 926, 930, 935, 936, 945 Features: LH, , 25 Pack, Priced Individually 265 S/N -150000, 275 S/N -152000	\$1.72

Order No: WN-E80208

Description	Retail
Blade, Disc Mower Applications: 265, 275, 1360, 1460, 525, 625, 630, 635, 730, 735, 830, 835, 910, 915, 916, 920, 925, 926, 930, 935, 936, 945 Features: RH, 25 Pack, Priced Individually 265 S/N	\$1.72

John Deere®




**Mower: Mower Parts**

**Mower Parts: All Mower Parts**


Order No: WN-E80208

-150000, 275 S/N -152000


Order No: WN-E80363

Description	Retail
 Gear, Jackshaft, Idler Applications: 910, 915, 916, 920, 925, 926, 930, 935, 936 Features: 61 Tooth	\$259.76

Order No: WN-E84810

Description	Retail
 Impeller Gear Applications: 910, 915, 916, 920, 925, 926, 930, 935, 936 Features: Splined, 64 Tooth	\$360.49

Order No: WN-E84814

Description	Retail
 Impeller Gear Applications: 910, 915, 916, 920, 925, 926, 930, 935, 936 Features: Splined, 54 Tooth	\$272.19

Order No: WN-M120381

Description	Retail
Belt, Mower Deck Drive Applications: 4525 w/ 60" Deck, 445, 455, F900 w/ 60" Deck, X700, X720, X724, X740, X744, X748, X749 Features: 5/8" x 124" (3149.6mm), Double Angle	\$58.58

Order No: WN-W43043

Description	Retail
Blade, Rotary Cutter, 2.5" Offset Applications: 727, 737, 1008, 1018, 1508, 1517, 1518, 2018 Features: 21-7/8" Long, 1-1/2" Hole, 4" Wide, 1/2" Thick, CW, Suction	\$62.33

Order No: WN-WC584823

Description	Retail
CV Shaft Applications: CX15, HX15 Features: Total Length 58", C TO C 48" Tractor End 1-3/8"-21 Spline	\$1,490.25

**Planter: Electrical**

**Monitors: Monitors**

Order No: WN-467751120S1

Description	Retail
Monitor, Seed Flow, Module Applications: 1700, 1710, 1720, 1750, 1760, 1770NT, 1780, 7000, 7100, 7200, 7300, DB44, DB58, DB60, DB66, DB80, DB88, DB90, DB120 Features: Seed Manager SE, 2 Hopper Module, 12 Row Compatible	\$285.00

Order No: WN-467751130S1

Description	Retail
Monitor, Seed Flow, Module Applications: 1700, 1710, 1720, 1750, 1760, 1770NT, 1780, 7000, 7100, 7200, 7300, DB44, DB58, DB60, DB66, DB80, DB88, DB90, DB120 Features: Seed Manager SE, 16 Row Module	\$284.82

Order No: WN-CR19510

Description	Retail
 Axle Pivot Seal Applications: 730, 735, 737, 1810, 1820, 1910, 1840, 1830, 1835, 730, 1890, 1910, 2410C, AW, AWR, AWRS, AWS, B2, BW, BWN, BWS, BF, BFT, BFA, BFW, BWA, 960, 726, 980, 680, 685, 2200, 2400, 2410, 2210, 2310, 2230FH, 2330, 2230LL	\$6.00


**Monitors: Mounts, Miscellaneous**

Order No: WN-467940080

Description	Retail
Monitor, Seed Flow, Mounting Bracket Applications: 1700, 1710, 1720, 1750, 1760, 1770NT, 1780, 7000, 7100, 7200, 7300, DB44, DB58, DB60, DB66, DB80, DB88, DB90, DB120 Features: For PM100 & PM100E	\$22.00

**Monitors: Radar**

Order No: WN-457901811

Description	Retail
 Wiring Harness, Extension Cable Applications: Various Features: 30' Harness Extension	\$51.00

**Sensors: Adapters, Couplers, etc.**

Order No: WN-210160009


Description	Retail
Sensor, Application Rate, Coupler Applications: 1700, 1710, 1720, 1750, 1760, 1770NT, 1780, 7000, 7100, 7200, 7300, DB44, DB58, DB60, DB66, DB80, DB88, DB90, DB120 Features: Reducer for 1" Shaft	\$43.51

Order No: WN-462050861

Description	Retail
Seed Sensor, Tube, Adaptor Applications: 1700, 1710, 1720, 1750, 1760, 1770NT, 1780, 7000, 7100, 7200, 7300, DB44, DB58, DB60, DB66, DB80, DB88, DB90, DB120 Features: Gray, Rubber, Adapt RECON Sensors to Seed Tubes	\$6.50

**Sensors: Sensors**


Order No: WN-452440881A

Description	Retail
 Seed Sensor, High Rate Applications: 1700, 1710, 1720, 1750, 1760, 1770NT, 1780, 7000, 7100, 7200, 7300, DB44, DB58, DB60, DB66, DB80, DB88, DB90, DB120 Features: With Chute, For Vacuum System	\$86.10


Order No: WN-457901570AS1

Description	Retail
Sensor, Flow Meter, Sensor Module Applications: Dickey John NH3 Flow Meter Features: Flowmeter Module 3-pin WP Connector	\$192.50


Order No: WN-464360170S1

Description	Retail
 Sensor, Application Rate Applications: 1700, 1710, 1720, 1750, 1760, 1770NT, 1780, 7000, 7100, 7200, 7300, DB44, DB58, DB60, DB66, DB80, DB88, DB90, DB120 Features: 10' Cable, 360 Pulses/Revolution, 1" to 1-1/4" Shaft Capable	\$224.70

Order No: WN-464360172S1

Description	Retail
 Sensor, Application Rate Applications: 1700, 1710, 1720, 1750, 1760, 1770NT, 1780, 7000, 7100, 7200, 7300, DB44, DB58, DB60, DB66, DB80, DB88, DB90, DB120 Features: 30' Cable, 360 Pulses/Revolution, 1" to 1-1/4" Shaft Capable	\$224.70

Order No: WN-464360178S1

Description	Retail
 Sensor, Application Rate Applications: 1700, 1710, 1720, 1750, 1760, 1770NT, 1780, 7000, 7100, 7200, 7300, DB44, DB58, DB60, DB66, DB80, DB88, DB90, DB120 Features: 1' Cable, 360 Pulses/Revolution, 1" to 1-1/4" Shaft Capable	\$250.00

Order No: WN-464361500S1

**Planter: Electrical**

**Sensors: Sensors**

Order No: WN-464361500S1



Description	Retail
Sensor, Application Rate Applications: 1700, 1710, 1720, 1750, 1760, 1770NT, 1780, 7000, 7100, 7200, 7300, DB44, DB58, DB60, DB66, DB80, DB88, DB90, DB120 Features: 18' Cable, 360 Pulses/Revolution, 1" to 1-1/4" Shaft Capable	\$236.25

Order No: WN-465260010S1

Description	Retail
Seed Sensor, Tube, Blockage Applications: 1700, 1710, 1720, 1750, 1760, 1770NT, 1780, 7000, 7100, 7200, 7300, DB44, DB58, DB60, DB66, DB80, DB88, DB90, DB120 Features: High-Rate Grain Drill, Population & Blockage, Small Seed	\$99.00

Order No: WN-466970014

Description	Retail
Sensor, Ground Speed Applications: Various Features: Hall Effect, Threaded	\$123.00

Order No: WN-467420010S1

Description	Retail
Seed Sensor, Tube, Blockage Applications: 1700, 1710, 1720, 1750, 1760, 1770NT, 1780, 7000, 7100, 7200, 7300, DB44, DB56, DB60, DB66, DB80, DB88, DB90, DB120 Features: RECON, External, Senses Blockage, Air Carts or Grain Drills	\$49.00

Order No: WN-467420701S1



Description	Retail
Seed Sensor, Tube, Blockage Applications: 1700, 1710, 1720, 1750, 1760, 1770NT, 1780, 7000, 7100, 7200, 7300, DB44, DB58, DB60, DB66, DB80, DB88, DB90, DB120 Features: VIGILENSE, 1" (25mm), Small Seed, Population & Blockage	\$72.00

Order No: WN-467420721S1



Description	Retail
Seed Sensor, Tube, Blockage Applications: 1700, 1710, 1720, 1750, 1760, 1770NT, 1780, 7000, 7100, 7200, 7300, DB44, DB58, DB60, DB66, DB80, DB88, DB90, DB120 Features: VIGILENSE, 1-3/4" (45mm), Small Seed, Stainless Steel Insert	\$104.00

Order No: WN-467760010S1

Description	Retail
Seed Sensor, High Rate Applications: 1700, 1710, 1720, 1750, 1760, 1770NT, 1780, 7000, 7100, 7200, 7300, DB44, DB58, DB60, DB66, DB80, DB88, DB90, DB120 Features: Sensor Only, Use With Existing Tube	\$101.00

Order No: WN-PM100



Description	Retail
Monitor, Seed Flow Applications: 1700, 1710, 1720, 1750, 1760, 1770NT, 1780, 7000, 7100, 7200, 7300, DB44, DB58, DB60, DB66, DB80, DB88, DB90, DB120 Features: Up to 16 Rows, Can Detect Seed Flow & Row Failure	\$653.10

Order No: WN-PM100E



Description	Retail
Monitor, Seed Flow Applications: 1700, 1710, 1720, 1750, 1760, 1770NT, 1780, 7000, 7100, 7200, 7300, DB44, DB58, DB60, DB66, DB80, DB88, DB90, DB120 Features: 8 Row, Can Detect Seed Flow & Row Failure	\$472.00

Order No: WN-PM200E



Description	Retail
Monitor, Seed Flow Applications: 1700, 1710, 1720, 1750, 1760, 1770NT, 1780, 7000, 7100, 7200, 7300, DB44, DB58, DB60, DB66, DB80, DB88, DB90, DB120 Features: Up To 12 Rows, Speed/Area Monitoring, Implement Pop. Avg.	\$900.00

Order No: WN-PM400



Description	Retail
Monitor, Seed Flow Applications: 1700, 1710, 1720, 1750, 1760, 1770NT, 1780, 7000, 7100, 7200, 7300, DB44, DB58, DB60, DB66, DB80, DB88, DB90, DB120 Features: 36 Row Capable, Area & Pop Count, Customizable Settings	\$1,368.00

**Sensors: Testers**

Order No: WN-450070066



Description	Retail
Sensor, Application Rate, Tester Applications: 1700, 1710, 1720, 1750, 1760, 1770NT, 1780, 7000, 7100, 7200, 7300, DB44, DB58, DB60, DB66, DB80, DB88, DB90, DB120 Features: For Testing Sensors Installed On Vehicle	\$105.00

**Wiring Harness: Complete Wiring Harnesses**

Order No: WN-458410530

Description	Retail
Wiring Harness, Seed Flow Monitor Applications: 1700, 1710, 1720, 1750, 1760, 1770NT, 1780, 7000, 7100, 7200, 7300, DB44, DB58, DB60, DB66, DB80, DB88, DB90, DB120 Features: 4 Row, For Use With Dickey-john Monitor & Seed Tubes With harness wrap and tie straps	\$167.00

Order No: WN-458410550

Description	Retail
Wiring Harness, Seed Flow Monitor Applications: 1700, 1710, 1720, 1750, 1760, 1770NT, 1780, 7000, 7100, 7200, 7300, DB44, DB58, DB60, DB66, DB80, DB88, DB90, DB120 Features: 6-Row, For Use With Dickey-john Monitor & Seed Tubes With harness wrap and ties	\$255.00

Order No: WN-458410570

Description	Retail
Wiring Harness, Seed Flow Monitor Applications: 1700, 1710, 1720, 1750, 1760, 1770NT, 1780, 7000, 7100, 7200, 7300, DB44, DB58, DB60, DB66, DB80, DB88, DB90, DB120 Features: 8-Row, For Use With Dickey-john Monitor & Seed Tubes With harness wrap and ties	\$328.25

Order No: WN-458410590

Description	Retail
Wiring Harness, Seed Flow Monitor Applications: 1700, 1710, 1720, 1750, 1760, 1770NT, 1780, 7000, 7100, 7200, 7300, DB44, DB58, DB60, DB66, DB80, DB88, DB90, DB120 Features: 12-Row, For Use With Dickey-john Monitor & Seed Tubes With harness wrap and ties	\$636.00

Order No: WN-458411080

Description	Retail
Wiring Harness, Seed Flow Monitor Applications: 1700, 1710, 1720, 1750, 1760, 1770NT, 1780, 7000, 7100, 7200, 7300, DB44, DB58, DB60, DB66, DB80, DB88, DB90, DB120 Features: 16 Row, For Use With Dickey-john Monitor & Seed Tubes	\$747.00

Order No: WN-459680921

Description	Retail
Wiring Harness, Seed Flow Monitor Applications: 1700, 1710, 1720, 1750, 1760,	\$29.00

John Deere®

**Planter: Electrical**

**Wiring Harness: Complete Wiring Harnesses**

**Order No: WN-459680921**

1770NT, 1780, 7000, 7100, 7200, 7300, DB44, DB58, DB60, DB66, DB80, DB88, DB90, DB120  
Features: 6 Foot Sensor Extension, 3 Pin

**Order No: WN-459680940S1**

Description	Retail
Wiring Harness, Seed Flow Monitor Applications: 1700, 1710, 1720, 1750, 1760, 1770NT, 1780, 7000, 7100, 7200, 7300, DB44, DB58, DB60, DB66, DB80, DB88, DB90, DB120 Features: Y-Harness, Adaptor, 24 Row	\$315.00

**Order No: WN-467940500**

Description	Retail
Wiring Harness, Seed Flow Monitor Applications: 1700, 1710, 1720, 1750, 1760, 1770NT, 1780, 7000, 7100, 7200, 7300, DB44, DB58, DB60, DB66, DB80, DB88, DB90, DB120 Features: 8-Row Harness, 37 Pin Connector	\$103.00

**Order No: WN-467940530**

Description	Retail
Wiring Harness, Seed Flow Monitor Applications: 1700, 1710, 1720, 1750, 1760, 1770NT, 1780, 7000, 7100, 7200, 7300, DB44, DB58, DB60, DB66, DB80, DB88, DB90, DB120 Features: Power Harness, For PM100 & PM100E, From Battery to Console	\$41.00

**Order No: WN-DJHARNESSADAPTER**

Description	Retail
Wiring Harness, Adapter, Seed Flow Monitor Applications: 1700, 1710, 1720, 1750, 1760, 1770NT, 1780, 7000, 7100, 7200, 7300, DB44, DB58, DB60, DB66, DB80, DB88, DB90, DB120 Features: For Connecting JD Harness To Dickey-John Console	\$211.00

**Wiring Harness: Connectors**

**Order No: WN-45960-0220S2**

Description	Retail
Sensor Adapter Applications: 7000 Features: Old Harness to New Harness	\$27.75


**Planter: Fertilizer**

**Liquid: Squeeze Pump**


**Order No: WN-457902500A**

Description	Retail
Fertilizer, Anhydrous, Thermo Cooler Tower Applications: 1830 Air Drill Features: IntelliAg Anhydrous (NH3), TTU	\$875.00

**Order No: WN-A22628**


Description	Retail
 Roller, Liquid Fertilizer Drive Applications: 1700, 1710, 1720, 1750, 1760, 1770, 1780, 7000, 7100, 7200, 7240, 7300, 7340 Features: 2-1/4" Diameter For Drive Wheel	\$2.00

**Order No: WN-CONTNH3KIT**

Description	Retail
 Fertilizer, Anhydrous, Pressure Equalizer Applications: 1700, 1710, 1720, 1750, 1760, 1770NT, 1780, 7000, 7100, 7200, 7300, DB44, DB58, DB60, DB66, DB80, DB88, DB90, DB120 Features: w/ Heat Exchanger, 1-1/4" Plumb, Flow Rate up to 9, 600 lb./hr	\$3,175.00

**Opener: Disc**

**Order No: WN-AA27458**


Description	Retail
 Row Unit, Disc, Fertilizer Opener Applications: 1750, 1760NT, 1770, 1780, 7000, 7200, 7240	\$40.00

Features: 13-1/2", HD Machined Housing

**Planter: Frame**

**Drive: Chain**

**Order No: WN-A22838**


Description	Retail
 Fertilizer, Drive Chain, Idler Applications: 515, 520, 1780, 7000, 7100, 7200, 7300, 9000, 9400	\$1.25

**Order No: WN-B30969**

Description	Retail
Idler, Fertilizer and Seed Drive Applications: 1760, 1780, 7000, 7100, 7200, 7300	\$2.00


**Drive: Shaft**

**Order No: WN-G2100-03**

Description	Retail
 Bearing, Spherical Applications: 1520, 1530, 1535, 1700, 1710, 1720, 1730, 1750, 1760, 1770, 1780, 1790, 1900, 1910, 1990, 7000, 7100, 7200, 7240, 7300, 7340, 431, 631 Features: 7/8" Hex Bore, Pre-Lubed	\$8.00

**Frame: Main**


**Order No: WN-AA28271**

Description	Retail
 Frame, Main, Bearing Applications: 1700, 1710, 1720, 1730, 1750, 1770, 1780, 1790, 7100, 7200, 7240 Features: 7/8" Hex Bore	\$10.00

**Planter: Row Cleaners**


**Coulter: Blade**

**Order No: WN-A72357WB**

Description	Retail
 Disc Open Assembly Applications: 1530, 1535, 1760, 1780, 7000, 7100, 7200, 7300 Features: 15" X 3mm, Complete with Bearing And Dust Cap	\$31.00

**Row Cleaner: Hub**


**Order No: WN-AA38601**

Description	Retail
 Bearing, Row Cleaner Applications: 1760, 1780, 7000, 7100, 7200, 7300	\$15.28


**Planter: Row Unit & Drum**

**Row Unit: Closing Wheel**


**Order No: WN-AA34132**

Description	Retail
 Row Unit, Closing Wheel, Bearing Applications: 455, 750, 886, 1535, 1760, 1780, 7000, 7100, 7200, 7300 Features: Use WN-AA34132 (7000, 7100 both MaxEmerge), (7200, 7300 both MaxEmerge 2)	\$3.28

**Order No: WN-AA39968**

Description	Retail
 Row Unit, Closing Wheel Applications: 1530, 1535, 7000, 7100, MaxEmerge Plus, MaxEmerge XP, Pro, Pro XP Features: 1 x 12, Nylon,	\$33.25

**Order No: WN-AA43898**

Description	Retail
 Row Unit, Closing Wheel Applications: 455, 886, 1760, 1780, 7000, 7100, 7200, 7300 Features: 1 x 12, Regular, 2 - 203 Bearings & Nylon Wheel Halves	\$41.75


**Order No: WN-AA43899**




**Planter: Row Unit & Drum**

**Row Unit: Closing Wheel**

Order No: WN-AA43899

Description	Retail
 Row Unit, Closing Wheel Applications: 515, 520, 7000, 7100 Features: 1 x 12, Uses Cross Hole Stem Bearing, Nylon Center Kinze - 1983	\$33.25

Order No: WN-AN213072

Description	Retail
 Closing Wheel, Seal Applications: 750, 1850	\$5.00

Order No: WN-CWA1850L

Description	Retail
Closing Wheel Arm Assembly, Left Hand Applications: 1850, 750 Features: Relocates Bearing (Included) From Wheel to Arm Assembly 1850 No-Till Drill, 750 s/n 3835-	\$72.50

Order No: WN-CWA1850R

Description	Retail
Closing Wheel Arm Assembly, Right Hand Applications: 1850, 750 Features: Relocates Bearing (Included) From Wheel to Arm Assembly 1850 No-Till Drill, 750 s/n 3835-	\$72.50

**Row Unit: Disc**


Order No: WN-14H821

Description	Retail
Row Unit, Disc, Seed Opener, Nut Applications: 7000, 7100 Features: Right Hand, 5/8 - 11	\$0.55


Order No: WN-14H944

Description	Retail
Row Unit, Disc, Seed Opener, Nut Applications: 7000, 7100 Features: Left Hand, 5/8 - 11	\$1.80


Order No: WN-404-121S

Description	Retail
 Disc Opener Assembly Applications: 1760, 1770, 1780 Features: 15" Disc, 5/8" Bearing Hole, 4MM Thick Blade	\$43.75


Order No: WN-A27002

Description	Retail
 Bearing, Ball, Hydraulic Applications: 450, 515, 520, 530, 885, 7000, 7100, 7200, 7240, 7300, 7340, 8000, 8500, 9000	\$6.00


Order No: WN-A52024

Description	Retail
 Row Unit, Disc, Seed Opener, Cap Applications: 1760, 1780, 7000, 7100, 7200, 7300, Kinze Features: Plastic Oval Dust Cap With Lip	\$1.00


Order No: WN-A62182

Description	Retail
 Planter, Scraper, Blade Applications: 1760, 1780, 7000, 7100, 7200, 7300 Features: Seed Blade Scraper	\$7.00


Order No: WN-AA26443

Description	Retail
 Scraper Applications: 7000, 7100 Features: Right Hand 7000 (MaxEmerge), 7100 (MaxEmerge)	\$3.75


Order No: WN-AA26444

Description	Retail
 Scraper Applications: 7000, 7100 Features: Left Hand 7000 (MaxEmerge), 7100 (MaxEmerge)	\$3.75


Order No: WN-AA53860

Description	Retail
 Disc Opener Assembly Applications: 1760, 1780, 7000, 7100, 7200, 7300 Features: 15" X 3.5mm, Complete with Bearing And Dust Cap	\$31.00

Order No: WN-AA65248

Description	Retail
 Row Unit, Disc, Seed Opener Applications: 1530 Tru-Vee, 1535 Tru-Vee, MaxEmerge XP, ProRow XP Features: Complete With Blade, Bearing, Bearing Cap, 15", 3.5mm Thick	\$37.00

Order No: WN-AN213060

Description	Retail
 Row Unit, Closing Wheel Applications: 750, 1850	\$73.50

Order No: WN-N283804


Description	Retail
 Disc Blade, Opener Applications: 750, 1560, 1565, 1590, 1690, 1850, 1860, 1890, 1895, 1990 Features: 18"OD, Single Disc, No Hub	\$28.00

**Row Unit: Drive**

Order No: WN-AA33060


Description	Retail
 Planter, Seed Meter Chain Applications: 7200, 7300, 1760, 1780 Features: 111 Links, W/ Connector	\$8.25

Order No: WN-AA36212

Description	Retail
 Sprocket, Drive Bearing Applications: 1760, 1770, 1780, 7000, 7100, 7200, 7240, 7300, 2000 Features: 19 Tooth, 2 1/8" Wide, 7/8" Hex Bore	\$19.00


**Row Unit: Frame**

Order No: WN-AN102010


Description	Retail
 Corn Head, Wedge Kit, Shaft, Bearing Applications: 243, 244, 343, 344, 443, 444, 543, 546, 642, 643, 644, 645, 842, 843, 844, 1243 Features: 1-1/8" Hex Bore, Pre-Lubed	\$15.00

**Row Unit: Gauge Wheel**


Order No: WN-A22884

Description	Retail
 Row Unit, Gauge Wheel, Tire Applications: 750, 803, 805, 1530, 1535, 1560, 1565, 1590, 1690, 1850, 1860, 1890, 1895, 1990, 7000, 7100, 7200, 9200 Features: For 4.5 x 16 Offset Planter Tire	\$34.50

Order No: WN-A25915

Description	Retail
 Row Unit, Gauge Wheel, Bushing Applications: 1760, 1780, 7000, 7100, 7200, 7300, Kinze Features: Use With AA35741 Bearing	\$2.21

Order No: WN-AA35741

Description	Retail
 Row Unit, Gauge Wheel, Bearing Applications: 515, 520, 1760, 1780, 7000, 7100, 7200, 7300 Features: Stem Bearing With Hole, Also Fits Rear Closing Wheel	\$5.75

**Planter: Row Unit & Drum**

**Row Unit: Gauge Wheel**

Order No: WN-AA35951



**Description** **Retail**  
Gauge Wheel, Rim, Bearing \$7.00  
Applications: 7000, 7100, 7200, 7300  
Features: 40mm OD

Order No: WN-AA37221



**Description** **Retail**  
Planter, Scraper Wheel \$6.50  
Applications: 1530, 1535, 1700, 1760, 1780, 7000, 7100, 7200, 7300, 7340  
Features: With Nylon Cover

Order No: WN-AA38106



**Description** **Retail**  
Bearing, Dual Gauge Wheel \$8.00  
Applications: 1760, 1780, 7200, 7300

Order No: WN-AA41968



**Description** **Retail**  
Gauge Wheel, Arm \$27.00  
Applications: 1760, 1780, 7000, 7100, 7200, 7300  
Features: Left or Right Hand

Order No: WN-AA54726



**Description** **Retail**  
Scraper, Kit \$18.81  
Applications: 1760, 1780, 7000, 7100, 7200, 7300  
Features: Plastic Rotary Scraper

Order No: WN-AN131668



**Description** **Retail**  
Row Unit, Gauge Wheel, Bearing \$5.75  
Applications: 1530 Tru-Vee, 1535 Tru-Vee, 1760, 1780, 7000, 7100, 7200, 7300  
Features: Short Stem, For Planter and Cultivator For MaxEmerge Plus and Pro Series Row Units

Order No: WN-AN212132



**Description** **Retail**  
Row Unit, Gauge Wheel, Bearing \$7.50  
Applications: 1520, 1530, 1535, 1560, 1565, 1590, 1690, 1700, 1710, 1720, 1730, 1750, 1760, 1760NT, 1770, 1770NT, 1780, 1790, 1850, 7000, 7100, 7200, 7300  
Features: 40mm OD x 5/8" ID, Double Row, Also Used On Closing Wheel

**Row Unit: Press Wheel**

Order No: WN-AN281357



**Description** **Retail**  
Bearing, Press Wheel \$3.25  
Applications: 1520, 1530, 1535, 1560, 1565, 1590, 1690, 1890, 1990

**Row Unit: Pressure Spring**

Order No: WN-AA40969



**Description** **Retail**  
Air Spring, Assembly \$139.00  
Applications: 1530, 1535, 1760, 1780, 7200, 7300  
Features: Pneumatic, For MaxEmerge 2 and MaxEmerge PLUS For Planters that require 2 pneumatic air springs per row.

**Row Unit: Seed Box**

Order No: WN-174-PT30P



**Description** **Retail**  
Planter, Talc \$51.75  
Applications: 1760, 1780, 7200, 7300, MaxEmerge Plus, MaxEmerge XP  
Features: 30 Pound Pail, 4 oz Scoop For Each Container

Order No: WN-JD9338



**Description** **Retail**  
Bearing \$12.85  
Applications: 3300, 4400, 6600, 7700, 750, 450, 455, 9400, 1520, 1530, 1560, 1565, 1590, 515, 520, BD1108, BD1110, BD1113  
Features: Additional Applications: 410, 510, 430, 530, 330, 335, 375, 435, 535, 385, 466, 566, 446, 546, 456, 556, 467, 567, 457, 557, 540, 545, 550, 572, 582, 592, 448, 447, 547, 458, 458S, 558, 458, 468, 468S, 568, 449, 459, 469, 559,

**Row Unit: Seed Tube**

Order No: WN-465140042



**Description** **Retail**  
Tube, Seed \$11.50  
Applications: 1700, 1710, 1720, 1750, 1760, 1770NT, 1780, 7000, 7100, 7200, 7300, DB44, DB58, DB60, DB66, DB80, DB88, DB90, DB120  
Features: 2 Piece, Small, Curved Tube, Does NOT Include Sensor

Order No: WN-467420711S1



**Description** **Retail**  
Seed Sensor, Tube, Blockage \$70.00  
Applications: 1700, 1710, 1720, 1750, 1760, 1770NT, 1780, 7000, 7100, 7200, 7300, DB44, DB58, DB60, DB66, DB80, DB88, DB90, DB120

Order No: WN-A26183



**Description** **Retail**  
Planter, Seed Tube \$3.90  
Applications: 7000, 7100

Order No: WN-A56784



**Description** **Retail**  
Row Unit, Seed Tube \$6.00  
Applications: 1530, 1535, 1760, 1780, 7200, 7300, 9200

Order No: WN-A57071



**Description** **Retail**  
Planter, Seed Tube \$4.25  
Applications: 7000, 7100

Order No: WN-AA27652



**Description** **Retail**  
Sensor, Seed Tube \$92.25  
Applications: 7000, 7100  
Features: L.E.D. with Three Lead Connector

Order No: WN-AA58293



**Description** **Retail**  
Seed Sensor, High Rate \$97.25  
Applications: 1700, 1710, 1720, 1750, 1760, 1770NT, 1780, 7000, 7100, 7200, 7300, DB44, DB58, DB60, DB66, DB80, DB88, DB90, DB120  
Features: Infrared, For 3/4" Hole, With Weather pack Connector

Order No: WN-N280446



**Description** **Retail**  
Planter, Seed Boot \$35.00  
Applications: 750, 1850  
Features: Right Hand, Heat Treated, Ductile Iron

Order No: WN-N280447



**Description** **Retail**  
Planter, Seed Boot \$35.00  
Applications: 750, 1850  
Features: Left Hand, Heat Treated, Ductile Iron

Order No: WN-N282433

**Description** **Retail**  
Seed Boot \$14.75  
Applications: 1560, 1565, 1860  
Features: Left Hand, Lower, HD, Chrome Alloy Steel

Order No: WN-N283432

John Deere®

**Planter: Row Unit & Drum**


**Row Unit: Seed Tube**

Order No: WN-N283432

Description	Retail
Seed Boot	\$14.75
Applications: 1560, 1565, 1860	
Features: Right Hand, Lower, HD, Chrome Alloy Steel	

**Row Unit: Shank**


Order No: WN-GB0104

Description	Retail
 Planter, Seed, Depth Stop	\$26.00
Applications: 7000, 7100	


**Planter: Wheels & Rims**

**Wheel: Hub**


Order No: WN-AR26480

Description	Retail
 Front Wheel Hub Seal	\$7.60
Applications: 820, 830, 940, 1020, 1030, 1040, 112, 1130, 1140, 1520, 1550, 1630, 1640, 1750, 1840, 1850, 1950, 2020, 2030, 2040, 2120, 2150, 2155, 2250, 2255, 3010, 3020, 3040, 3055, 3130, 3140, 3150, 3230, 3255, 3350, 4000, 4010, 4020, 4030, 4040, 4050, 4055, 4230, 4240, 4250, 4255, 4320, 4430, 4440	
Features: Additional Models: 2355, 2440, 2450, 2510, 2520, 2550, 2555, 2630, 2640, 2650, 2750, 2755, 2840, 2850, 2855, 2940, 2950, 2955, , 4450, 4455, 4555, 4560, 5010 (all with Heavy-Duty Axle); Fits John Deere Combine 2240; Fits John Deere Industrial 301	


Order No: WN-JD9041

Description	Retail
 Bearing, Cone	\$8.50
Applications: 4030, 40230, 4430, 4040, 4240, 4440, 4050, 4250, 4450, 4650, 4850, 4055, 4255, 4455, 4555, 4755, 4955, 7600, 7700, 7800, 4560, 4760, 4960, 7210	
Features: additional Applications: 4030, 40230, 4430, 4040, 4240, 4440, 4050, 4250, 4450, 4650, 4850, 4055, 4255, 4455, 4555, 4755, 4955, 7600, 7700, 7800, 4560, 4760, 4960, 7210, 7410, 7510, 7610, 7710, 7810, 2955, 3055, 3255, 6200, 6300, 6400, 6500, 6110, 6210, 6310, 6410, 6120, 6220, 6320, 6420, 6215, 6415, 6615, 6715, 7330, 6230, 6330, 6430, 7130, 7230, 6230, 6330, 6430, 7330, 6105R, 6115R, 6125R, 6140R, 6105M, 6115M, 6125M, 6140M, 6150M, 6170M, 6110R, 6120R, 6130R, 6145R, 6155R, 2755, 7500, 7405, 6415	

Order No: WN-JD9170

Description	Retail
 Bearing Cup	\$5.95
Applications: Various JD Equipment	


Order No: WN-RE54815

Description	Retail
 Bearing, Wheel Kit	\$32.00
Applications: 4030, 4230, 4040, 4240, 4440, 4050, 4250, 4450, 4055, 4255, 4455, 7600, 7700, 7800, 7610, 7710, 7810, 2955, 3055, 3255, 3200, 6300, 6400, 6500	
Features: Bearings, Races, Seal, Wear Ring,	

**Plow: Bottom**

**Bottom: Moldboards & Bolts**

Order No: WN-A32209

Description	Retail
 Plow, Moldboard	\$190.00
Applications: 3600	
Features: 18"	

**Skid Steer / Loader: Brakes**

**Brakes: Brake Related Parts**


Order No: WN-R38615

Description	Retail
Brake, Disc	\$91.10
Applications: 540B, 2510, 2520	
Features: 13-1/8" Diameter, 15 Tooth	

**Skid Steer / Loader: Cooling System**

**Intercooler: Assemblies**

Order No: WN-AT406231

Description	Retail
 Cooler, Air to Air	\$595.00
Applications: 318D, 320D, 323D, 326D, 328D, 332D, 333D, 319D, 329D	

**Oil Coolers: Engine Oil Coolers**

Order No: WN-KV26892

Description	Retail
 Cooler, Hydraulic	\$710.00
Applications: 325, 328, 332	
Features: 20-1/4" X 22" X 3"	

**Oil Coolers: Hydraulic Oil Coolers**

Order No: WN-AT400992

Description	Retail
 Cooler, Hydraulic	\$365.00
Applications: 328E, 329E, 332E, 326E	

Order No: WN-KV23228

Description	Retail
 Cooler, Hydraulic	\$475.00
Applications: 317, 320	

**Radiator: Hoses & Clamps**

Order No: WN-T22496


Description	Retail
Upper Radiator Hose	\$13.26
Applications: 300B, 301A, 302, 302A, 380, 400, 401, 401B, 401C, 480, 480A, 480B, 440, 440A, 440B, 1520, 2020, 2030	
Features: 1.5" Inside Diameter	

**Radiator: Radiators, Cores, & Tanks**


Order No: WN-AM130325

Description	Retail
Radiator	\$355.06
Applications: F912, F915, F925, F932, F935, 3375, 375	
Features: 16-3/8" High, 11-7/8" Wide	


Order No: WN-CR9833

Description	Retail
 Radiator	\$490.00
Applications: 4475, 5575, 6675, 7775	
Features: Core Size 18-5/16"H, 18"W, 3-1/4"D, 5 Rows, 7 Fins/Inch	

Order No: WN-KV20572


Description	Retail
 Radiator	\$1,081.00
Applications: 240, 250	
Features: 19-1/4" X 19-1/4" X 2" Core Size, Inlet 1-1/2", Outlet 1-3/4"	

Order No: WN-KV23226

Description	Retail
 Radiator	\$541.00
Applications: 325, 328, CT322	
Features: 22 5/8 x 20 3/4 x 2 1/4, Aluminum Construction	

**Radiator: Related Parts**

Order No: WN-AT173610

Description	Retail
 Radiator Cap	\$12.00
Applications: S560, S690, 9560, 9660, 9760, 9770, 9660STS, 9670STS, 9560STS, 9770, 110, 120, 160, 200, 210, 230, 240, 250, 260, 270, 280, 300, 310, 315, 330, 335, 350, 360D, 370, 400, 410, 430,	

John Deere®



**Skid Steer / Loader: Cooling System**

**Radiator: Related Parts**

**Order No: WN-AT173610**

430, 435, 437, 444, 444H, 450, 455, 460, 485, 486, 488, 530B, 318D, 320D, 323D, 326D, 328D, 332D, 333D, 319D, 329D

Features: Additional Industrial Models: 535, 540, 544, 548, 550, 555, 560D, 608, 624, 640, 643, 644, 648, 650, 653, 670, 672, 690, 700, 703, 710, 710D S/N 841759-, 724, 740, 744, 748, 750, 753, 759, 762, 770, 772, 824, 840, 843, 844, 848H, 850, 853, 862, 870, 872, 900, 903, 909, 950, 953, 959, 2054, 2554, 3554

**Thermostats: Thermostats**

**Order No: WN-AR77411**



Description	Retail
Thermostat Applications: 4400, 4420, 6600, 955, 9900, 484, 544, 544A, 570, 570A, 644, 644A, 540, 540A, 4030, 4520 Features: 195 Degrees 955 Eng. S/N -235169, (644, 644A both S/N -164553), 4520 S/N -303518	\$66.00

**Water Pump & Manifolds: Pulleys**

**Order No: WN-RE537940**



Description	Retail
Idler Pulley Applications: 317, 320, 325, 328, 332, CT322, CT332, CT315, 313, 315, 4120, 4320, 4520, 4720, 5065M, 6075M, 5225, 5325	\$19.00

**Order No: WN-RE548027**



Description	Retail
Fan Belt Tensioner Pulley Applications: 5410, 5510, 5510N, 5320N, 5420N, 5520N, 7500, 7405, 5415, 5415H, 5615, 5715, 5715HC, 5415, 5425N, 5725N, 6100D, 6110D, 6115D, 6125D, 6130D, 6140D, 5605, 5705, 6403, 6603, 5420, 5520, 5425, 5625, 5725, 5076E, 5076EL, 5076EF, 5082E, 5090E, 5090EL, 5090EH, 6110D, 6115D, 6130D, 200CLC, 230CLC, 120C, 270CLC, 160CLC, 444J, 544J, 344J, 310G, 310SG, 315SG, 750J, 350DLC, 710J, 755D, 624J, 315SJ, 700J, 750J, 444K, 524K, 544K, 624K, 644K, 310J, 310SJ, 410J, 325J, 315SJ, 450J, 550J, 650J, 755K, 850K, 250GLC, 290GLC, 350GLC, 850J, 550K, 650K, 700K, 750K, 210G Features: Skid Loader: 260, 270, 280	\$59.00

**Water Pump & Manifolds: Related Parts**

**Order No: WN-JD8643**



Description	Retail
Water Pump Shaft Bearing Applications: 1065, 1068H, 1072, 1075, 1075H4, 4425, 9400, 975, 975HY4, 985, 9910, 9920, 9930, 484, 7440, 7445, 300D, 310C, 310D, 315C, 315D, 340D, 344E, 444, 444E, 450G, 455G, 490E, 540A, 544, 544A, 544B, 550, 550A, 550B, 550G, 555, 555B, 555G, 640, 650G, 670, 670A, 670B, 672A, 672B, 690D, 690ELC Features: 1" Shaft, 1.875" OD, 2.750" Width, 7.130" Length Additional Models: 693D, 790E, 790ELC, 440C, 440D, 448D, 540, 540B, 540D, 548D, 2940, 6200, 6200L, 6300, 6300L, 6400, 6400L, 6500, 6500L, 7200, 7400, 7500, 7600	\$44.86

**Water Pump & Manifolds: Repair Kits**

**Order No: WN-AR101549**



Description	Retail
Pump, Water, Seal Kit Applications: 3300, 4400, 9400, 9930, 9940, 7445, 7450, 24, 440, 440A, 440B, 448D, 540, 540B, 540E, 540G, 548D, 548E, 548G, 640G, 648E, 648G, 740E, 748E, 1020, 1520, 1530, 2020, 2030, 2510, 2520, 2630, 2640, 3010, 3020, 4020, 4030, 4040, 4230, 4240, 4320, 4350, 4430, 4440, 4455,	\$9.35

4520, 4620, 4630, 4640

Features: For OEM Pumps Only. Additional Models: 4840, 5103, 5105, 5203, 5205, 5210, 5303, 5310, 5310N, 5320, 5320N, 5403, 5410, 5420N, 5510, 5510N, 5520, 5520N, 7020, 8430, 8440, 8640

**Order No: WN-RE62658**



Description	Retail
Water Pump Repair Kit Applications: 3300, 1020, 1520, 1530, 2020, 2030, 2040, 2140, 2240, 2440, 301A, 3210, 3300, 3400, 5105, 5200, 5205, 5210, 5220, 5300, 5300N, 5310, 5310N, 5320, 5320N, 5400, 5400N, 5410, 5410N, 820, 830, 400, 401, 440, 440A, 480, 4400, 8875 Features: Use With RE19944 Water Pump 2040 S/N -349999, 2240 S/N -349999	\$40.97

**Water Pump & Manifolds: Water Pumps**

**Order No: WN-244037A1**



Description	Retail
Water Pump Applications: 570	\$215.00

**Order No: WN-AR74110**



Description	Retail
Water Pump Applications: 9400, 340D, 440C, 440D, 448D, 540B, 540D, 548D, 640 Features: 9400 w/ 6068 Eng S/N 337246-701275	\$295.00

**Order No: WN-RE25043**



Description	Retail
Water Pump Applications: 2030, 2510, 520, 210C, 2510, 301B, 310A, 310B, 350, 350B, 350C, 401C, 410, 480C, 350, 400G, 401B, 401D, 410, 440, 440A, 440B, 450, 450B, 450C, 450D, 455D, 480A, 480B, 480C, 482C Features: (2030, 2520, All Gas), 210C, (2510, 301B, 350B, 350C, 401C, 410, 480C, All Diesel)	\$150.00

**Order No: WN-RE545573**



Description	Retail
Water Pump Applications: 5065M, 5075M, 5325N, 5225, 5325, 325, 328, 332, CT332, 326D, 328D, 332D, 333D, 329D, 324J, 4120, 4320, 4520, 4720, 313, 315, 318D, 320, 320D, CT315, CT322, 319D, 323D, 244J Features: With Gasket	\$175.00

**Skid Steer / Loader: Drive Axles / Differentials / Front & Rear End**

**Axle: Axle Shafts**

**Order No: WN-86546632**



Description	Retail
Drive Axle Shaft Applications: 8875	\$595.00

**Order No: WN-86546633**



Description	Retail
Drive Axle Shaft Applications: 6675, 7775	\$495.00

**Order No: WN-86562320**



Description	Retail
Drive Axle Shaft Applications: 4475, 5575	\$395.00

**Order No: WN-9841270**




Description	Retail
Drive Sprocket Applications: 4475 Features: 51 Tooth	\$175.00

**Axle: Housings**

**Skid Steer / Loader: Drive Axles / Differentials / Front & Rear End**

**Axle: Housings**

Order No: WN-86594881

Description	Retail
 Axle Housing Applications: 8875	\$375.00

Order No: WN-87025350


Description	Retail
 Axle Housing Applications: 4475, 5575	\$295.00

Order No: WN-87026231

Description	Retail
 Axle Housing Applications: 6675, 7775	\$375.00

**Axle: Related Parts**


Order No: WN-603916

Description	Retail
 Inner Axle Seal Applications: 6675, 7775	\$7.00

Order No: WN-87023704

Description	Retail
 Outer Wear Sleeve Applications: 4475, 5575, 6675, 7775, 8875	\$11.00


Order No: WN-9829877

Description	Retail
 Axle Outer Seal Applications: 4475, 5575, 6675, 7775, 8875	\$11.00

Order No: WN-9829881

Description	Retail
 Axle Outer Seal Applications: 8875	\$9.00


Order No: WN-9841265

Description	Retail
 Axle Outer Seal Applications: 4475, 5575	\$7.00

**Skid Steer / Loader: Electrical**


**Alternator: Assemblies**

Order No: WN-RE505895

Description	Retail
 Alternator Applications: ML1335, 270, 280, 6100B, 6110B, 6403, 6603 Features: 12V, 75 Amp, CW Rotation, Iskra, IR/EF ML1335 Engine S/N 140289-	\$132.00


**Alternator: Voltage Regulators**

Order No: WN-AR78298

Description	Retail
 Voltage Regulator Applications: 5200, 5400, 210C, 310, 310A, 310B, 310C, 315C, 410, 410B, 410C, 482C, 500, 500A, 500C, 510, 510B, 510C, 600, 610B, 610C, 710B, 710C, 760A, 1020, 1520, 1530, 2010, 2020, 2030, 2440, 2510, 2520, 3020, 4000, 4020, 4320, 4520, 4620, 5010, 5020, 6030, 7020, 7520, 830, 315, 5200, 5400, 6000 Features: 12V 210C, 310C, 315C, 410C, 482C, 510C, 610C All S/N -736175, 500A S/N -123113, 830 (3 Cylinder)	\$50.71

**Lights: Bulbs**

Order No: WN-AT352538


Description	Retail
 LED Work Light Applications: 318D, 320D, 326D, 328D, 332D, 328E, 332E, 326E, 318E, 319E, 320E, 323E,	\$65.00

318E, 319E, 320E, 323E, 326E, 324E, 330G, 332G, 330G, 332G, 320G, 324G, 325G, 323D, 333D, 319D, 329D, 329E, 333E, 331G, 333G, 331G, 333G

Features: 2900 Lumens, Flush Mount

**Lights: Headlamps & Work Lights**


Order No: WN-86533428

Description	Retail
 LED Front Roof Light Applications: 240, 250, 260, 270, 280, 313, 315, 317, 320, 325, 328, 332, CT315, CT322 Features: 2400 Lumens, LED	\$60.00


**Skid Steer / Loader: Engines & Related Parts**

**Blocks & Components: Connecting Rods & Related**

Order No: WN-R123960


Description	Retail
 Connecting Rod, Bushing Applications: 260, 270, 280, 5210, 5310, 5310N, 5320, 5410, 5420, 5425, 5510, 5520, 5525, 5605, 5615, 5705, 5715, 6010, 6110, 6110L, 6210, 6210L, 6310, 6310L Features: Honable, STD, For 1 Rod, 4.5L Powertech, 6.8L Powertech	\$10.00

Order No: WN-R123960S


Description	Retail
 Piston Pin Bushing Applications: 260, 270, 280, 5210, 5310, 5310N, 5320, 5410, 5420, 5425, 5510, 5520, 5525, 5605, 5615, 5705, 5715, 6010, 6110, 6110L, 6210, 6210L, 6310, 6310L Features: Boreable, STD, For 1 Rod, 4.5L Powertech, 6.8L Powertech	\$10.00

**Blocks & Components: Crankshafts & Related**


Order No: WN-R115299

Description	Retail
 Bushing, Balancer Shaft Applications: 260, 270, 280, 5210, 5310, 5310N, 5320, 5410, 5415, 5420, 5425, 5510, 5520, 5525, 6110, 6120, 6210, 6220, 6310, 6320, 6410, 6420, 6510, 6520 Features: 4.5L Powertech Diesel	\$7.00

Order No: WN-RE26283

Description	Retail
 Engine, Balancer Applications: 1640, 1830, 2020, 2030, 2130, 2140, 2250, 2320, 2350, 2355, 2440, 2510, 2520, 2550, 2555, 2650, 2650N, 2750, 2755, 2850, 2855N, 5500, 5500N, 3430, 210C, 290D, 300D, 310A, 310B, 310C, 315C, 315D, 400, 400G, 401B, 401D, 410, 410B, 415B, 450, 450C, 450D, 455D, 480, 480B, 480C, 482C, 70, 70D Features: Left Hand 450 s/n -158257, 6200, 6200L, 6300, 6300L, 4400, 6100, 6500, 6600	\$98.25


Order No: WN-RE50618

Description	Retail
 Crankshaft, 4 Cylinder, Diesel Applications: 5403, 5410, 5415, 5415H, 5420, 5420N, 5426, 5425N550G, 550G, 550H, 5510, 5510N, 5520, 5520N, 5525, 5525N, 555G, 5605, 5615, 5705, 5715, 5715HC, 6110, 6110L, 6120, 6120L, 6215, 6220, 6220L, 6310, 6310L, 6310S, 6320, 6320L, 6403, 6405, 6410L, 6410S, 6415, 6420, 6420L, 650G, 650H Features: 4.5 Powertech Engine, No Center Ring, Straight Snout 120, 210LE, 310E, 310G, 310SE, 310SG, 315SE, 315SG, 410E, 410G, 444H, 450G, 450H, 455G, 485E, 486E, 488, 6510L, 6510S, 6520L, 260, 270, 280, 6700 Flat Flange, No Centering Ring, Four Bolt Holes and One Dowel Hole/ Straight Snout, Four Bolt Holes, One Keyway Timing Gear Installed, 30 Helical Teeth.	\$1,313.00


**Skid Steer / Loader: Engines & Related Parts**

**Blocks & Components: Cylinder Kits & Components**


Order No: WN-RE505110

Description	Retail
 Piston, Cylinder Kit Applications: SE6510, SE6520, 260, 270, 280, 5210, 5310, 5320, 5320N, 5410, 5415, 5420, 5420N, 5510, 5520, 5520N, 5615, 5715, 6010, 6110, 6205, 6510, 6610 Features: 4.5L Powertech, 6.8L Powertech Diesel	\$153.25

Order No: WN-RE66968

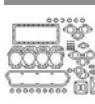
Description	Retail
 Piston, Cylinder Kit Applications: 240, 3100, 5105, 5200, 5205, 5210, 5220, 5300, 5310, 5310N Features: 3029D Powertech, Piston Marked RE61467	\$167.75

Order No: WN-RE67426

Description	Retail
 Piston, Cylinder Kit Applications: 5400, 5400N, 8875 Features: 3029T Powertech, Piston Marked RE61270 5400 ES/N 261, 581-, 5400N ES/N 261, 581-, Skid Steer 8875 ES/N 264, 813-	\$285.00

**Blocks & Components: Gaskets**

Order No: WN-RE38558

Description	Retail
 Gasket, Overhaul Set Applications: 2020, 2510, 400, 450, 480, 440 Features: Diesel, 4 Cylinder, W/O Seals 450 S/N -158257	\$143.36

Order No: WN-RE38850

Description	Retail
Head Gasket Set Applications: 300B, 301A, 302, 302A, JD310, JD350, JD350B, 350C, 350D, 355D, 830, 930, 940, 1020, 1030, 1040, 1120, 1130, 1140, 1520, 1530, 1550, 1630, 1750, 1850, 1850N, 2040, 2150, 2155, 2240, 2255, 2355N, 8875 Features: Diesel	\$29.00

**Blocks & Components: Turbos**

Order No: WN-RE70036

Description	Retail
 Turbocharger Applications: 5303, 4520, 4720, 250, 260	\$595.00


**Cylinder Heads: Gaskets**

Order No: WN-R116515

Description	Retail
Gasket, Cylinder Head Applications: 5210, 5310, 5320N, 5403, 5415, 5420, 5425, 5510, 5520N, 5525, 5605, 5705, 6110, 6120, 6210, 6220, 6310, 6410, 6320, 6415, 260, 270, 280 Features: 4045D PowerTech	\$28.25

**Ignition: Distributor & Related**

Order No: WN-21A241


Description	Retail
 Distributor, Condenser Applications: 3300, 1010, 1020, 1520, 2010, 2020, 2030, 2510, 2520, 4030, 440, 440A, 440B, 300, 301, 302, 310, 350, 380, 400, 401, 410, 450, 480 Features: Services Prestolite Distributor	\$5.17

Order No: WN-AT21062

Description	Retail
Distributor, Points Applications: 3300, 301A, 1010, 1020, 1520, 2010, 2020, 2030, 2510, 2520, 4030, 300, 301, 302, 310, 350, 380, 400, 401, 410, 450, 480, 24A, 440, 440A, 440B Features: For Prestolite Distributors	\$5.54

**Lubrication System: Gaskets**


Order No: WN-R97344

Description	Retail
 Gasket, Oil Pan Applications: 2840, 2940, 2950, 2955, 3050, 3120, 3130, 3140, 3150, 3155, 3255, 3350, 3530, 3540, 3550, 4020, 4050, 4530, 4700, 6700, 7200, 7405, 7410 Features: Diesel	\$23.25


**Skid Steer / Loader: Fuel System**

**Fuel Tank & Related: Fuel Pumps & Parts**

Order No: WN-RE38009


Description	Retail
 Fuel Lift Transfer Pump Applications: 70, 70D, 210, 290D, 300D, 310C, 310D, 315C, 315D, 344E, 400G, 440C, 482C, 515B, 240, 8875, 2155, 2355, 2555, 2755, 3100, 5105, 5200, 5205, 5210, 5220, 5300, 5310, 5400, 5500, 6100, 6200, 6210, 6300, 6310, 6500 Features: Mounting Holes 2 I For 2.9D, 2.9T, 4.239D, 4.239T, 4039D, 4039T, 4045D engines Mounting holes: 2 Inlet Position: 2 o'clock (with cam lever pointing at you) Outlet Position: 3 o'clock (with cam lever pointing at you) For Saran engines	\$52.00

Order No: WN-RE532211

Description	Retail
 Fuel Pump Applications: 4120, 4320, 4520, 4720, 313, 315, 317, 320, 325, 328, 332, CT315, CT322, CT332	\$60.00

**Fuel Tank & Related: Fuel Tanks & Parts**

Order No: WN-AT20911

Description	Retail
 Fuel Cap W/ Rubber Cover Applications: 1010, 1020, 1520, 1530, 2010, 2020, 2030, 2040, 2240, 2440, 2510, 2520, 2630, 2640, 2840, 3010, 3020, 320, 330, 4000, 4010, 4020, 4030, 4040, 4050, 4055, 420, 4230, 4240, 4250, 4255, 430, 4320, 435, 4350, 440, 4430, 4440, 4450, 4455, 4520, 4620, 4630, 50, 5010, 520, 530, 60, 620, 630, 770 Features: Red, 1.775" Tang To Tang Length, 1.455" ID 730, 830 3 Cylinder, Crawler: 440, Forklift: 2010, 5010, Industrial: 400, Loader Backhoe: 480, Tractor: 820 3 Cylinder, 4020 S/N -200999, 3020 S/N -122999, 50 S/N 5018450-	\$36.00

**Skid Steer / Loader: Hydraulics / Remotes**


**Hydraulics: Pump Assemblies**

Order No: WR-AR102245


Description	Retail
Pump, Hydraulic, Assembly Applications: 640, 670, 740, 770 Features: 100 cm, Double Bank, 3/3 Porting 640 Skidder, 670 Grader, 740 Skidder, 770 Grader	\$1,895.00

**Hydraulics: Related Parts**

Order No: WN-AT424407

Description	Retail
 Quick Tach Actuator Applications: 318D, 320D, 323D, 319D, 329D, 328E, 329E, 332E, 333E, 326E, 318E, 319E, 320E, 323E, 318E, 319E, 320E, 323E, 326E, 324E	\$695.00

Order No: WN-RE29107

Description	Retail
 Pump, Hydraulic, Seal Kit Applications: 2155, 2350, 2630, 2755, 2840, 2950, 3010, 3020, 3155, 4000, 4010, 4020, 4030, 4040, 4050, 4055, 4430, 4440, 4450, 4455, 4630, 4640, 4840, 5010 Features: 40 cm 3 (2.4 In. 3) or 50 cm 3 (3 In. 3)	\$58.00

**Skid Steer / Loader: Operators Station / Cab**


**Air Conditioning / Heating: Compressors**




**Skid Steer / Loader: Operators Station / Cab**

**Air Conditioning / Heating: Compressors**

Order No: WN-AL155836

Description	Retail
 Air Conditioner Compressor Applications: 3200, 3215, 3220, 3400, 3415, 3420, 3800, 318D, 319D, 320D, 323D, 326D, 328D, 329D, 332D, 333D, 5070M, 5080M, 5090M, 5100M, 5100R, 5620, 5720, 5820, 6010, 6110, 6120, 6130, 6200, 6210, 6220, 6300, 6310, 6320, 6400, 6410, 6420, 6500, 6820, 6920, 7220, 7230, 7330, 7420, 7430, 7505, 7520 Features: Serpentine Pulley W/ Clutch	\$395.00

Order No: WN-RE52508

Description	Retail
 Air Conditioner, Compressor, Clutch Applications: 8120, 8120T, 8130, 8200, 8200T, 8210, 8210T, 8220, 8220T, 8225R, 8230, 8230T, 8235R, 8245R, 8260R, 8270R, 8285R, 8295R, 8295RT, 8300, 8300T, 8310, 8310R, 8310RT, 8310T, 8320, 8320R, 8320RT, 8320T, 8330, 8330T, 8335R, 8335RT, CT322, CT332, 240, 250, 260, 270, 280, 317, 320, 325, 328 Features: 5.75", 8 Groove	\$130.00


**Cab / Open Station: Glass**

Order No: WN-T312628

Description	Retail
Windshield Front Applications: 319D, 323D, 329D, 329E, 333D, 333E, 318D, 318E, 319E, 320D, 320E, 323E, 326D, 326E, 328D, 328E, 332D, 332E Features: Standard Duty All with S/N -269401	\$258.26

**Console: Gauges**

Order No: WN-AR46271

Description	Retail
 Fuel Gauge Applications: 2510, 8020, 3020, 4020, 5010, 5020, 440, 440A, 440B, 500, 500A, 600, 1010, 2010 Features: 12V, Positive Ground, 0-30 Ohms, 1.205" Housing Depth 3020 S/N -122999, S/N 200999, 5010 S/N 8000-, 5020 S/N -24999, (500, 500A both S/N -123113), (440, 440A, 440B all S/N -49999), (1010, 2010 both S/N 42001-)	\$48.50

**Seats: Assemblies**

Order No: WN-TY15863

Description	Retail
Seat Applications: 130, 160, 165, 316, 318, 322, 330, 332, 402, 430, 375, 570, STX30, STX38 Features: High Back, Yellow, Lawn and Garden	\$71.43

**Skid Steer / Loader: Rims, Tires & Tracks**

**Rims: Closed Center Rims**


Order No: WN-8.25X16.5-8BOLT

Description	Retail
Rim, 8.25" x 16.5", 8 Bolt Applications: 240, 250, 317, 320 Features: 6" Offset, 6" Pilot, 8 Bolt	\$149.00


**Skid Steer / Loader: Transmission**

**Packs: Clutch Pack Parts**

Order No: WN-AT156740

Description	Retail
 Clutch Pressure Plate Applications: 440C, 440D, 440D Features: 12" 27 Spline, 1-3/4", 3 Lever 440D S/N 509491-, 448D S/N 509491-	\$511.07

Order No: WN-AT315821


Description	Retail
 Clutch Disc Applications: 340D, 440, 440A, 440B, 440C, 440D, 448D, 450	\$275.92

Features: 12" 10 Spline Hub, 1-1/4", 5 Pad 450 (w/ Constant Mesh Trans), 440C S/N 403235-

**Skid Steer / Loader: Wheel Drive Axle and Steering**

**Hubs & Related: Bearings & Seals**


Order No: WN-576539R1

Description	Retail
 Needle Bearing Applications: 243, 244, 343, 344, 443, 444, 493, 494, 543, 546, 594, 642, 643, 644, 645, 692, 693, 693SH, 694, 842, 843, 844, 892, 893, 894, 1092, 1243, 1290	\$8.00


**Sprayer: Axle & Steering**

**Steering: Tie Rods**

Order No: WN-AN209414

Description	Retail
 Power Steering, Cylinder, End Applications: 4700, 4710, 4920, 4720, 7930, 4830, 4630, R4023 Features: Rod End	\$80.00


Order No: WN-AN209415

Description	Retail
 Power Steering, Cylinder, End Applications: 4700, 4710, 4920, 4720, 4930, 4830, 4630, 4730, R4023 Features: Cylinder End	\$75.00

**Sprayer: Boom**


**Frame: Folding**

Order No: WN-RE234998

Description	Retail
 Cab Door Gas Strut Applications: 8120, 8220, 8320, 8420, 8520, 9320T, 9420T, 9520T, 9620T, 8220, 8320, 8420, 8520, 8560, 8570, 8760, 8770, 8870, 8960, 8970, 9320T, 9420T, 9520T, 4700, 4710, 4720	\$34.00

**Frame: Pivot**


Order No: WN-R232304

Description	Retail
 Glass Door Weather strip Applications: 7600, 7700, 7800, 7200, 7400, 8100, 8200, 8300, 8400, 9100, 9200, 9300, 9400, 8100T, 8200T, 8300T, 8400T, 7210, 7410, 7510, 7610, 7710, 7810, 9300T, 9400T, 8110, 8210, 8310, 8410, 8110T, 8210T, 8310T, 8410T, 7710, 7810, 8120, 8220, 8320, 8420, 8520, 8120T, 8220T, 8320T, 8420T, 8520T Features: 240" Long Additional Models: 9120, 9220, 9320, 9420, 9520, 9620, 7720, 7820, 7920, 9320T, 9420T, 98520T, 9620T, 7720, 7820, 7920, 9230, 9330, 9430, 9530, 9630, 9430T, 9530T, 9630T, 7630, 7730, 7830, 7930, 8130, 8230, 8330, 8430, 8530, 8230T, 8330T, 8430T, Sprayer: 4700, 4710, 4730, 4830, 4940	\$39.00

**Sprayer: Cooling System**


**Intercooler: Assemblies**

Order No: WN-RE226367

Description	Retail
 Cooler, Air to Air Applications: 7630, 7730, 7830, 7930, 4730, 4830	\$1,525.00

**Oil Coolers: Hydraulic Oil Coolers**

Order No: WN-AKK12180

Description	Retail
 Hydraulic Oil & Fuel Cooler Applications: 4940	\$1,210.40

Order No: WN-AN402266

Description	Retail
Hydraulic Oil Cooler Applications: R4030, R4045, R4038	\$1,175.00


Order No: WN-RE297789

John Deere®

**Sprayer: Cooling System**

**Oil Coolers: Hydraulic Oil Coolers**

Order No: WN-RE297789

Description	Retail
 Air To Air Cooler Applications: 8235R, 8285R, 8310R, 8335R, 8360R, 8310RT, 8335RT, 8360RT, 4940	\$1,145.00

Order No: WN-RE566108


Description	Retail
 Hydraulic Oil Cooler Applications: 4420, 7820, 7920, 4720, 7720	\$1,325.00

**Radiator: Radiators, Cores & Tanks**


Order No: WN-AN402264

Description	Retail
 Radiator Applications: R4030, R4045, R4038 Features: Ships Truck Freight	\$1,475.00


Order No: WN-RE226366

Description	Retail
 Radiator Applications: 7630, 7730, 7830, 7930, 4730, 4830 Features: Ships Truck Freight	\$895.00


Order No: WN-RE245228

Description	Retail
 Radiator Applications: 8120, 8220, 8320, 8120T, 8220T, 8320T, 8420, 8520, 8420T, 8520T, 4920	\$1,107.00

Order No: WN-RE245236

Description	Retail
 Radiator Applications: 7720, 7820, 7920, 4720	\$1,000.00

Order No: WN-RE297780


Description	Retail
 Radiator Applications: 8235R, 8285R, 8310R, 8335R, 8360R, 8310RT, 8335RT, 8360RT, 4940	\$975.00

Order No: WN-RE330645

Description	Retail
 Radiator Applications: 8235R, 8260R, 8285R, 8310R, 8335R, 8360R, 8310RT, 8335RT, 8360RT, 8285R, 8310R, 8335R, 4940 Features: Ships Truck Freight	\$1,295.00

**Thermostats: Gaskets**


Order No: WN-R54641

Description	Retail
 Thermostat Housing Gasket Applications: 1055, 1065, 1068H, 1072, 1075, 1157, 1158, 1166, 1174, 1177, 4400, 4420, 4425, 4435, 6600, 9400, 955, 965, 965H, 968H, 975, 985, 2030, 2440, 2520, 2630, 2640, 2840, 2940, 2950, 2955, 3030, 3040, 3055, 3120, 3130, 3140, 3150, 3155, 3255, 3640, 4060, 4050, 5200, 5300, 5400, 5400N, 5500 Features: Housing to Head, Pack of 2, Priced Each 9400 s/n -701275, 986 s/n -403755, 210C, 290D, 315C, 482C, 490E, 495D, 590D, 595D, AND , and 70D s/n 300000-, 544, and 544A s/n 188890-, 653E s/n -713455, 710D s/n -713822, 750C s/n -715497, 755B s/n -208367, 790ELC s/n -704568, 3030 and 3130 s/n - 235169, 5200, 5300, 5400, 5400N, 5500, and 5500N s/n -202231, 7500 s/n -1336, 9900, 9910, 9920, 9930, 190E, 210C, 290D, 300D, 310C, 310D, 315C, 315D, 344E, 410C, 410D, 444, 444C, 444CH, 444D, 444E, 444G, 450E, 455E, 482C, 490D, 490E, 493D, 495D, 510C, 510D, 544, 544A, 544B, 544C, 544D, 544E, 544G, 570, 570A, 570B, 590D, 595, 595D, 610C, 624E, 624G, 640, 643, 643D, 653E, 655,	\$1.15


655B, 670, 670A, 670B, 672B, 690D, 690DR, 690ELC, 70D, 710B, 710C, 710D, 750, 750B, 750C, 755, 755A, 755B, 790ELC, 6000, 6100, 6500, 6600, 5500N, 6200, 6200L, 6300, 6300L, 6400, 6400L, 6500, 6500L, 7200, 7400, 7500, 7600

**Water Pumps & Manifolds: Pulleys**


Order No: WN-AH155348

Description	Retail
 Feeder House, Belt Tensioner Applications: 8120, 8220, 8320, 8420, 8520, 8120T, 8220T, 8320T, 8420T, 8520T, 4920, 9400, 9500, 9600, CTS, 9410, 9510, 9610, CTSII, 9550, 9550SH, 9560, 9560SH, 9986 Features: (8120, 8220, 8320, 8420, 8520, All SN -23918, 8120T, 8220T, 8320T, 8420T, 8520T, All SN -903262), 4920 SN-150,	\$72.00

Order No: WN-AL156090

Description	Retail
 Belt Tensioner Applications: 6200, 6300, 6400, 6500, 6120, 6220, 6320, 6420, 6120L, 6220L, 6320L, 6420L, 6520L, 6215, 6415, 6615, 6715, 7430, 7330, 7530, 6230, 6330, 6430, 7130, 7230, 6140J, 6155J, 7220, 7320, 7420, 7520, 4630	\$95.00


Order No: WN-RE170084

Description	Retail
 Belt Tensioner Applications: 9300T, 9400T, 7710, 7810, 8120, 8220, 8320, 8420, 8520, 8120T, 8220T, 8320T, 8420T, 8520T, 9220, 9320, 9420, 9520, 9620, 7720, 7820, 7920, 9320T, 9420T, 9520T, 9620T, 7200, 7400, 7210, 7410, 7510, 7610, 744H, 450CLC, 744J, 824J, 9970 Features: Accessory Drive	\$95.00

Order No: WN-RE193648

Description	Retail
 Belt Tensioner Fan Drive Applications: 8120, 8220, 8320, 8420, 8520, 8120T, 8220T, 8320T, 8420T, 8520T, 4920 Features: Idler Pulley	\$85.00


Order No: WN-RE68715

Description	Retail
 Belt Tensioner Applications: 7600, 7700, 7800, 9100, 7710, 7810, 490E, 790ELC, 690ELC, 710D, 330LC, 330LCR, 9976, 9970, 9986, 4700, 4710, 9510, 9510SH, 9610, 9550, 9550SH, 9650, 9650CTS, 9660, 9660CTS	\$65.00

**Sprayer: Drive Train**


**Clutch: Bearings & Bushings**

Order No: WN-832065

Description	Retail
 Bearing, Throwout Applications: 40C, 500C, M, MT, 40, 420, 430, 435, 1010, 2510, 2520, 3020, 4000, 4010, 4020, 4320, 44, 3300, 4400, 4450, 6620, 600, 6000 Hi-Cycle, 600A, 700, 734 Features: ID=2.063", OD=3.566", Width= 0.810"	\$22.50

**Clutch: Clutch Discs**

Order No: WN-AH65439

Description	Retail
 Clutch Disc Applications: M, 40, 420, 45, 55, 95, 105, 3300, 4400, 6000 Features: 10" 1-3/8" Hub, 10 Splines, 4 Pad 4400 S/N -250500	\$139.01


**Clutch: Pressure Plates**

Order No: WN-AH65440

**Sprayer: Drive Train**


**Clutch: Pressure Plates**

Order No: WN-AH65440

Description	Retail
 Pressure Plate, Assembly Applications: 44, 55, 95, 105, 3300, 4400, 45, 55, 6000, 440 Features: 10" 3 Lever, Open Center 4400 SN -2505000, 45 Axle SN 35001-, 55 SN 39350-	\$135.74


**Drive Pump/Hydrostat: Assembly**

Order No: WR-MPIM46-4047R

Description	Retail
 Hydrostat, Motor Applications: 6500 Features: Rear Axle Drive, Sunstrand Warranty is valid ONLY when Hydrostat Pump and Motor are sold as a SET.	\$1,500.00


**Gearcase/Wheel: Bull Gear**

Order No: WN-E82384


Description	Retail
 Ring Gear, Power Wheel Drive Applications: 3430, 3830, 6100, 6500, 6600 Features: 3430 s/n 943001-, 3830 s/n 943001-	\$916.00

**Gearcase/Wheel: Planetary**


Order No: WN-AE45443

Description	Retail
 Planetary, Pinion Carrier, Secondary Applications: 3430, 3830, 6100, 6500, 6600 Features: 3430 s/n 943001-, 3830 s/n 943001-,	\$658.00

Order No: WN-AE45444

Description	Retail
 Planetary, Pinion Carrier, Primary Applications: 3430, 3830, 6500 Features: 34-1 Ratio, 33 Tooth 3430 s/n 943001-, 3830 s/n 943001-, 6500 s/n -6000	\$684.00

Order No: WN-AN202991

Description	Retail
 Planetary, Pinion Carrier, Primary Applications: 6100, 6500, 6600 Features: 39-1 Ratio, 31 Tooth 6500 s/n 6001-, 6600 s/n 6001-	\$596.00


Order No: WN-AN205693

Description	Retail
Primary Pinion Carrier Applications: 6700	\$600.00


Order No: WN-AN205694

Description	Retail
Pinion Carrier, Secondary Applications: 6700	\$637.00

Order No: WN-E82379

Description	Retail
 Shaft, Splined, Power Wheel Drive Applications: 3430, 3830, 6100, 6500, 6600 Features: 3430 s/n 943001-, 3830 s/n 943001-	\$139.00


Order No: WN-N204935

Description	Retail
 Planetary, Sun Gear Applications: 6100, 6500, 6600 Features: 18 Teeth, 12 Spline 6500 s/n 6001-	\$101.00

**Sprayer: Electrical**


**Alternator: Assembly**

Order No: WN-ABO0209

Description	Retail
 Alternator Applications: CTS, CTSII, 9400, 9410, 9450, 9500, 9500SH, 9510, 9510SH, 9510, 9550, 9550SH, 9560, 9560SH, 9560STS, 9600, 9610, 9650,	\$171.04


9650CTS, 9650STS, 9660, 9660CTS, 9660STS, 9750CTS, 9750STS, 9760STS, 9780CTS, 9860STS, 9930, 9960, 9965, 7445, 7450, 210C, 300D, 310C, 310D, 310E, 6100, 6600  
 Features: 12 Volt, 95 Amp, CW 310G, 310SE, 310SG (S/N <958549), 315G, 315D, 315SE, 315SG, 3215, 3220, 330B, 335, 335C, 3415, 3420, 3800, 410C, 410D, 410E, 410G (S/N <958703), 47C, 450G (S/N 788817- 821573), 450H, 450J (S/N <159986), 455G (S/N 788817- 821573), 510C, 510D, 544G, 550G (S/N 788817- 821573), 550H, 550J (S/N <159986), 555G (S/N 788817- 821573), 560D, 624G, 640E (S/N 538967>), 643, 643D (S/N 798351>), 643G, 643H, 643J, 644G, 650G (S/N 788817- 821573), 650H, 650J (S/N <159986), 710D, 710G (S/N <960384), 740, 740G, 840, 843G, 843H, 843J, 360DC, 360DG (S/N <604615), 460DC, 460DG, 540E (S/N 538967>), 540G, 540G-II, 540G-III (S/N 576603- 604613), 540H, 548E (S/N 538967>), 548G, 548GII (S/N 565685- 576602), 548GIII (S/N 576603- 604613), 640G, 640G-II (S/N 565685- 576602), 640G-III (S/N 576603- 604613), 640H, 648E (S/N 538967>), 648G, 648G-II, 648G-, III (S/N 576603- 604613), 648H, 740E (S/N 539019>), 748E (S/N 539019>), 748G, 6100, 6500, 6600, 9400 (S/N 650101>), 9500 (S/N 637628>), 9500SH (S/N 637628>), 9600 (S/N 636604>), 9750CTS (Canadian), 9780CTS (European S/N 071443- 072697), 9930 (S/N 12001>), 7445 (S/N 12001>), 210C (S/N 787475>), 310G (S/N <958549)

Order No: WN-AXE17691


Description	Retail
 Alternator Applications: 9860STS, 9870STS, 9660STS, 9760STS, 9560STS, 9570STS, 9670STS, 9770STS, S650, S660, S670, S680, S690, 7460, 9996, 7660, 7760, CS690, CP690, 8225R, 8245R, 8270R, 8295R, 8320R, 8345R, 8295R, 9320RT, 9345RT, 8235R, 8260R, 8285R, 8310R, 8335R, 8360R, 8310RT, 8335RT, 8360RT, 8295R Features: 8320R, 7200R, 7215R, 7230R, 7260R, 7280R, 9330, 9430, 9530, 9630, 9430T, 9530T, 9630T, 7630, 7730, 7830, 7930, 8130, 8230, 8330, 8430, 8530, 8230T, 8330T, 8430T, 4930, 4830, 4730, 4940, 7280, 7380, 7480, 7580, 7780	\$250.00

**Lights: Headlamps & Work lights**

Order No: WN-87106352

Description	Retail
 LED Roof, Hood Light Applications: 7630, 7730, 7830, 7930, 8120, 8120T, 8130, 8220, 8220T, 8225R, 8230, 8230T, 8245R, 8270R, 8295RT, 8320, 8320R, 8320RT, 8320T, 8330, 8330T, 8345R, 8345RT, 8420, 8420T, 8430, 8430T, 8520, 8520T, 8530, 9120, 9220, 9230, 9320, 9320T, 9330, 9420, 9420T, 9430, 9430T, 9520, 9520T, 9530 Features: Inner Roof, Outer Grill, HI-LO Additional Models: 9530T, 9620, 9620T, 9630, 9630T Sprayer: 4730, 4830, 4920, 4930	\$89.00

Order No: WN-RE180613

Description	Retail
 LED, Hood Light Applications: 8120, 8120T, 8130, 8220, 8220T, 8225R, 8230, 8230T, 8245R, 8270R, 8295R, 8295RT, 8320, 8320R, 8320RT, 8320T, 8330, 8330T, 8345R, 8345RT, 8420, 8420T, 8430, 8430T, 8520, 8520T, 8530, 9120, 9220, 9230, 9320, 9320T, 9330, 9420, 9420T, 9430, 9430T, 9520, 9520T, 9530, 9530T, 9620, 9620T Features: Inner Oval, Lumens 3120, Standard Or Deluxe Hood 9630, 9630T, 4920, 4930	\$131.00

**Starter: Assembly**


Order No: WN-RE239087




**Sprayer: Electrical**

**Starter: Assembly**

Order No: WN-RE239087

Description	Retail
 <p>Starter Applications: 1020, 1030, 1130, 1520, 1530, 1550, 1630, 1750, 1830, 1850, 1850N, 2020, 2030, 2040, 2130, 2240, 2440, 2640, 2630, 2510, 2520, 2940, 2150, 2255, 2350, 2550, 2750, 2840, 2950, 3150, 5200, 5300, 5400, 5400N, 5500, 5500N, 6200, 6300, 6200L, 6300L, 6400L, 6500L, 820, 830, 930, 4400, 4425 Features: Delco, 12V, CW, 10 Teeth Additional Models: Sprayer: 600, 6000, 700, 734</p>	\$149.00


Order No: WN-SMA0005

Description	Retail
 <p>Starter Applications: 6700 Features: 12V, CW Rotation, 10 Teeth</p>	\$158.00


**Sprayer: Engines & Related Parts**

**Blocks & Components: Crankshafts & Related**

Order No: WN-AR61351


Description	Retail
 <p>Engine, Balancer Applications: 2020, 2030, 2250, 2350, 2440, 2520, 2550, 3300, 6000 Features: Right Hand 6000 HI CYCLE</p>	\$145.00

Order No: WN-AR61352

Description	Retail
 <p>Engine, Balancer Applications: 2020, 2030, 2250, 2350, 2440, 2520, 2550, 3300, 6000 Features: Left Side 6000 HI CYCLE</p>	\$145.00


**Blocks & Components: Cylinder Kits & Components**

Order No: WN-RE33115

Description	Retail
 <p>Piston, Cylinder Kit Applications: 1052, 1155, 1950, 2140, 2250, 2450, 2555, 2555TSS, 2650, 2750, 2755, 2850, 2855, 2855N, 3430, 3650, 4040, 5500N, 7445, 7450, 9400, 9920, 9930, 310C, 310D, 315C, 315D, 444D, 540E, 544E, 544G, 570B, 710D, 7445, 3830, 6500, 6600 Features: Diesel, High Ring, For Turbo Tractors 4040 S/N 6593-</p>	\$129.00

**Blocks & Components: Gaskets**

Order No: WN-RE527552

Description	Retail
 <p>Head Gasket Set Applications: 330CLC, 370C, 644H, 644J, 724J, 850J, 4920, 7200, 7710, 7810, 7820, 7920, 8120, 8120T, 8220, 8220T, 8320, 8320T, 8420, 8420T, 8520, 8520T, 9120, 9560STS, 9570STS, 9640, 9650, 9650CTS, 9650STS, 9660, 9660CTS, 9660STS, 9680, 9760STS, 9996 Features: Diesel, Less Intercooler Gaskets</p>	\$443.50

**Blocks & Components: Turbos**


Order No: WN-RE531288

Description	Retail
<p>Turbocharger Applications: 8225R, 8245R, 8270R, 8295R, 8320R, 8345R, 8295RT, 8320RT, 8345RT, 8235R, 8260R, 8285R, 8310R, 8335R, 8360R, 8310RT, 8335R, 8360R, 8310RT, 8335RT, 8360RT, 8130, 8230, 8330, 8430, 8530, 8230T, 8330T, 8430T, 9670STS, 9770STS, S650, S660, S670, S670HM Features: Industrial: 724K, 744K, 350GLC, E330LC, E360, Forage Harvester: 7250, 7180, 8100, 8200, Sprayer: 4930, 4940, R4038,</p>	\$875.17

Cotton Picker: 7660

**Ignition: Distributor & Related**


Order No: WN-21A552

Description	Retail
 <p>Ignition Coil Applications: 105, 45, 55, 6602, 7700, 95, 499, 500, 500A, 500B, 600, 700, B, M, MC, MT, 1010, 1020, 2010, 2020, 3010, 3020, 320, 330, 40, 4000, 4010, 4020, 420, 4230, 430, 440, 50, 520, 530, 60, 620, 630, 70, 720, 730 Features: 6 Volt W/O External Resistor Or 12 Volt W/External Resistor 50 S/N 5021480-, 45 w/ 115 OR 145 ENGINE, 6602 S/N 28001- w/ 362 ENGINE, 7700 S/N 28001- w/ 362 ENGINE, 499 w/ 217, 248 OR 341 ENGINE, 600 HI-CYCLE, w/ 115 OR 145 ENGINE, 700 HI-CYCLE, w/ 115 OR 145 ENGINE</p>	\$19.97

**Sprayer: Hydraulics**


**Cylinders: Boom**

Order No: WN-H118400

Description	Retail
 <p>Swing Cylinder Orifice Applications: 6620, 7720, 8820, 6622, 9650STS, 9750STS, 9860STS, 9660STS, 9760STS, 9560STS, 9570STS, 9870STS, 9670STS, 9770STS, 9930, 9960, 9965, 9976, 9935, 9970, 9986, 9996, 7760, 7260, 7660, 7760, CP20, CP690, 4710, 4920, 4720, 4930, 4830, 4630, 4730, 4940, R4023</p>	\$8.00

**Pumps & Motors: Assemblies**

Order No: WN-AN152866

Description	Retail
 <p>Solution Pump Applications: 210, 220, 520, 535, 550, 320, 335, 6000, 250</p>	\$475.00

**Valves: Main Control**


Order No: WN-464360030A

Description	Retail
<p>Sprayer, Hydraulic Valve Driver Applications: 1700, 1710, 1720, 1750, 1760, 1770NT, 1780, 7000, 7100, 7200, 7300, DB44, DB58, DB60, DB66, DB80, DB88, DB90, DB120 Features: Drives 3/8" - 1" Liquid &amp; NH3 Control Valves</p>	\$389.00

**Sprayer: Operators Station/Cab**


**Air Conditioning / Heating: Blower Motors**

Order No: WN-RE67645

Description	Retail
 <p>Cab Blower Motor Applications: 8100, 8200, 8300, 8400, 9100, 9200, 9300, 9400, 8100T, 8200T, 8300T, 8400T, 9300T, 9400T, 8110, 8210, 8310, 8410, 8110T, 8210T, 8310T, 8410T, 4700 Features: Motor Only, No Impeller, Clip, Or Shield 9100, 9200, 9300, 940 All S/N -030093</p>	\$135.00

**Air Conditioning / Heating: Compressors**

Order No: WN-RE52508

Description	Retail
 <p>Air Conditioner, Compressor, Clutch Applications: 6110, 6110D, 6115D, 6125D, 6130D, 6140D, 6403, 6603, 7185J, 7200, 7200R, 7205J, 7210, 7225J, 7400, 7410, 7510, 7600, 7610, 7630, 7700, 7710, 7715, 7720, 7730, 7800, 7810, 7815, 7820, 7830, 7920, 7930, 8100, 8100T, 8110, 8110T, 4700, 4710, 4720, 4730, 4830, 4920, 4930, 4940, 6700 Features: 5.75", 8 Groove</p>	\$130.00


**Air Conditioning / Heating: Condensers**

Order No: WN-RE222984


**Sprayer: Operators Station/Cab**

**Air Conditioning / Heating: Condensers**

Order No: WN-RE222984


Description	Retail
 A/C Condenser, Oil Cooler Applications: 8120, 8220, 8320, 8420, 8520, 8120T, 8220T, 8320T, 8420T, 8520T, 4920 Features: Hydraulic Oil Cooler, Condenser, Fuel Cooler	\$1,200.00

Order No: WN-RE226365

Description	Retail
 Air Conditioner Condenser, Fuel Cooler Applications: 7630, 7730, 7830, 7930, 4830, 4730	\$425.00

**Air Conditioning / Heating: Evaporators**

Order No: WN-RE52265

Description	Retail
 Evaporator Air Conditioning Applications: 4030, 4230, 4430, 4630, 8430, 7630, 4040, 4240, 4440, 4640, 4840, 4050, 4250, 4450, 4650, 4850, 4055, 4255, 4455, 4555, 4755, 4955, 4560, 4760, 4960, 8440, 8640, 8850, 9910, 9940, 7440, 9920, 9950, 7445, 9930, 9960, 9965, 7450, 9976, 9935, 7455, 9970, 6620, 7720, 8820, 6000, 6100, 6500 Features: 4030 SG Body S/N 76141-, 4230 SG Body S/N 76059-, 4430 SG Body S/N 76041-, 4630 SG Body S/N 76110-, 8430 SG Body S/N 75971-, 8630 SG Body S/N 75978-; Additional Sprayer Models: 6000, 6100, 6500, 6600, 6700; Fits John Deere Harvester(s) 484, 5720, 5730, 5820, 5830, 7440, 7445, 7450, 7455, 9910, 9920, 9930, 9935, 9940, 9950, 9960, 9965, 9970, 9976; Fits John Deere Hay Equipment(s) 2320, 2420, 3430, 3830; Fits John Deere Sprayer(s) 6000, 6100, 6500, 6600, 6700	\$185.00

**Cab: Ladder**

Order No: WN-AN205163

Description	Retail
Actuator Applications: 4720 Features: Early Model, 14" Long	\$599.00


**Sprayer: Sheet Metal**

**Engine: Screens, Front & Side**

Order No: WN-AN153123

Description	Retail
 Side Screen Applications: 6000	\$92.00

Order No: WN-R26858

Description	Retail
 Side Screen Spring Applications: 510, 820, 830, 940, 1010, 1020, 1030, 1040, 1120, 1130, 1140, 1520, 1630, 1830, 2020, 2030, 2040, 2130, 2440, 2510, 2520, 2630, 2640, 2840, 2940, 3010, 3020, 3030, 3130, 4000, 4010, 4020, 5010, 5020, 6030, 7020, 8650, 8850, 300, 300B, 301, 301A, 302, 302A, 310, 310A, 310B, 400, 401, 401A Features: Right or Left Side, 11.87" Long 4000 (s/n 201000-later), 8650 (s/n 004598-later), 8850 (s/n 005182-earlier), Construction and Industrial Applications: 401B, 401C, 401D, 410, 500 (SERIES B), 500C, 600 Fits John Deere Sprayer(s) 6100, 6500, 6700	\$4.60

**Shield: Wheel**


Order No: WN-AN152123

Description	Retail
Front Fender Applications: 600, 6000 Features: Hi-Cycle	\$185.00

**Sprayer: Tank**

**Spray Tank: Related Parts**

Order No: WN-153498KIT


Description	Retail
 Tank Wrap, Kit Applications: 6500, 6700 Features: Includes Both LH And RH Hangers	\$1,334.00

Order No: WN-AN152400

Description	Retail
Wrapper Kit Applications: 6000 Features: Both Left and Right Side	\$950.00

**Spray Tank: Tank**

Order No: WN-AN152408

Description	Retail
 Tank, Polyethylene, Heavy Duty Applications: 6000 Features: 325 Gallon, 3/8" Thick, UV Protected - Won't Turn "Yellow"	\$1,175.00


**Tractor: 2 Wheel Drive Front Axle and Steering**

**Axle: Assemblies**


Order No: WN-24450

Description	Retail
Axle, Complete Wide Front Assembly Applications: 2510, 2520, 3010, 3020, 4000, 4010, 4020, 4320 Features: Schwartz Heavy Duty with Hubs	\$2,307.26

Order No: WN-AR44331H


Description	Retail
 Axle, Complete Wide Front Assembly Applications: 2510, 2520, 3010, 3020, 4000, 4010, 4020, 4320 Features: Heavy Duty	\$2,099.44

Order No: WN-RE52347


Description	Retail
 Cross & Bearing Assembly Applications: 7200, 7210, 7400, 7410, 7510, 7600, 7610, 7700, 7710, 7720, 7800, 7810, 7820, 7920 Features: Series 5C, Hole Size .430", Diameter, 4.530", Length .690" (7200, 7400 both Power Torque Trans Driveshaft), (7210, 7410, 7510, 7710, 7810 all Power Quad Trans Driveshaft), (7600, 7700, 7800 all PTO & Power Torque Driveshaft), 7610 S/N -089999 and Power Quad Trans Driveshaft, (7720, 7820, 7920 all PTO Driveshaft)	\$75.00

**Axle: Bolsters & Pivot Plates**

Order No: WN-4430-PIVOT-PLATE-KIT

Description	Retail
 Plate, Pivot Applications: 2510, 2520, 3010, 3020, 4000, 4010, 4020, 4320 Features: 1-1/2" Pin, Adapts 4430 Wide Front to 4020 Tractor	\$680.00

Order No: WN-4630-PIVOT-PLATE-KIT

Description	Retail
 Plate, Pivot Applications: 2510, 2520, 3010, 3020, 4000, 4010, 4020, 4320 Features: 2" Pins, Adapts 4630 Wide Front to 4020 Tractor	\$687.00

Order No: WN-4840-PIVOT-PLATE-KIT

Description	Retail
Plate, Pivot Applications: 2510, 2520, 3010, 3020, 4000, 4010, 4020, 4320 Features: 2" Pin, Adapts 4840 Wide Front to 4020 Tractor	\$687.00


Order No: WN-AR69836

John Deere®

**Tractor: 2 Wheel Drive Front Axle and Steering**

**Axle: Bolsters & Pivot Plates**


Order No: WN-AR69836

Description	Retail
 Pivot Bolster Applications: 2510, 2520, 3010, 3020, 4000, 4010, 4020, 4320, 9900 Features: With Caps and Bolts This is a Truck-Freight Item	\$603.42


Order No: WN-L62836

Description	Retail
Bushing, Pivot Applications: 1030, 1040, 1140, 1630, 1640, 1830, 1840 SN -429999, 2020, 2030, 2040, 2040S, 2140, 2150, 2155, 2255, 2350, 2355, 2355N, 2550, 2555, 2750, 2755, 2855N, 830, 840, 930, 940 Features: 1.765" OD, 1.575" ID, 1.5" Wide	\$13.86


Order No: WN-L62837

Description	Retail
 Pivot Bushing Applications: 2840, 2940, 3030, 3040, 3050, 3130, 3140, 3350 Features: Rear	\$15.25


Order No: WN-L63510

Description	Retail
 Pivot Bushing Applications: 2955, 3050, 3055, 3140, 3150, 3155, 3255, 3350, 3640, 3650 Features: Rear, 1.970" Long, 2" ID,	\$17.67


Order No: WN-R107719

Description	Retail
 Pivot Pin Applications: 8100, 8200, 8300, 8400, 8110, 8210, 8310, 8410, 8120, 8220, 8320, 8420, 8520, 8225R, 8245R, 8270R, 8295R, 8235R, 8260R, 8285R, 8130, 8230, 8330, 8430	\$89.00

Order No: WN-R109808

Description	Retail
 Bushing, Pivot Applications: 4050, 4055, 4250, 4255, 4450, 4455, 4555, 4560, 4630, 4640, 4650, 4755, 4760, 4840, 4850, 4955, 4960	\$8.15

Order No: WN-R27817

Description	Retail
 Pin, Pivot Applications: 2510, 2520, 3010, 3020, 4000, 4010, 4020, 4230, 4320 Features: A=4.375", B=1.500" 4230 Lo-Pro	\$41.88

Order No: WN-R49098

Description	Retail
Wedge, Mounting Plate Applications: 2510, 2520, 3010, 3020, 4000, 4010, 4020	\$7.15


Order No: WN-R51798

Description	Retail
Pin, Pivot, Rear Applications: 4030, 4040, 4050, 4055, 4230, 4240, 4250, 4255, 4430, 4440, 4450, 4455 Features: A=4.843" Long, B=1.495" Diameter	\$24.29


Order No: WN-R54195

Description	Retail
Pin, Pivot, Rear Applications: 820, 830, 1020, 1520, 1530, 2020, 2030, 2040, 2240, 2440, 2630, 2640 Features: A=4.100" Length, B=1.530" Diameter	\$43.93


Order No: WN-R65827

Description	Retail
 Bushing, Pivot Applications: 4030, 4040, 4050, 4055, 4230, 4240, 4250, 4255, 4430, 4440, 4450, 4455	\$11.72


Order No: WN-R73635

Description	Retail
 Pin, Pivot, Rear Applications: 4050, 4055, 4250, 4255, 4450, 4455, 4555, 4560, 4630, 4640, 4650, 4755, 4760, 4840, 4850, 4955, 4960, 8100, 8110, 8120, 8200, 8210, 8220, 8300 Features: A= 4.847", B= 2"	\$32.00

Order No: WN-R79996

Description	Retail
 Pin, Pivot, Front Applications: 4050, 4055, 4250, 4255, 4450, 4455, 4555, 4560, 4630, 4640, 4650, 4755, 4760, 4850, 4955, 4960 Features: A=4.290", B=2.000"	\$70.50

Order No: WN-T13405

Description	Retail
 Axle, Front, Rear Support Applications: 2010	\$246.32


Order No: WN-T21669

Description	Retail
Pin, Pivot, Front Applications: 1020, 1030, 1040, 1120, 1130, 1520, 1530, 1630, 1640, 1750, 1830, 1840, 1850, 1950, 1950N, 2020, 2030, 2040, 2040S, 2120, 2130, 2150, 2155, Features: A=3.521", B=1.250" 2240, 2250, 2255, 2350, 2355, 2440, 2450, 2550, 2555, 2630, 2640, 2650, 2650N, 2750, 2755, 2850, 2855, 301A, 3050, 3350, 820, 830, 840, 920, 930, 940	\$16.38

Order No: WN-T23170

Description	Retail
Bushing, Main, Front Casting Applications: 820, 1020, 1520, 2020, 2030, 2040, 2240, 2440 Features: With Standard Front Axle	\$9.46

Order No: WN-T29205

Description	Retail
 Front Axle Pivot Pin Applications: 1020, 1030, 1040, 1120, 1130, 1630, 1750, 1830, 1850, 1950, 1950N, 2020, 2030, 2040S, 2120, 2240, 2250, 2350, 2450, 2550, 2650, 2840, 2850, 2940, 2950, 2955, 4030, 4040, 4050, 4055, 4230, 4430 Features: A= 4.25", B= 1.5"	\$17.00

**Axle: Center Tubes & Housings**

Order No: WN-3036


Description	Retail
Axle Extension Tube, Std Duty Applications: 2510, 2520, 3010, 3020, 4000, 40, 10, 4020, 60, 620, 630, 70, 720, 730 Features: LH/RH, Schwartz	\$252.10

Order No: WN-AR50865

Description	Retail
Axle, Wide Front Center Casting Applications: 2510, 2520, 3010, 3020, 4000, 4010, 4020, 4230, 4320 Features: 4230 Low Profile	\$1,165.36

**Axle: Stay Rods**

Order No: WN-RE214055

Description	Retail
 Ball Joint Applications: 7210, 7330 Premium, 7410, 7420, 7510, 7610, 7630, 7710, 7715, 7720, 7730, 7810, 7815, 7820, 7830, 7920, 7930 Features: RH, 9.625" Length, 1.25-12 UNF RH Thread, 1.00-12 UNF RH Thread	\$172.38

Order No: WN-RE214056

Description	Retail
Ball Joint	\$172.38



**Tractor: 2 Wheel Drive Front Axle and Steering**

**Axle: Stay Rods**

**Order No: WN-RE214056**


Applications: 7210, 7330 Premium, 7410, 7420, 8510, 7610, 7630, 7710, 7715, 7720, 7730, 7810, 7815, 7820, 7830, 7920, 7930  
 Features: LH, 9.625" Length, 1.25-12 UNF LH Thread, 1.00-12 UNF RH Thread

**Hubs & Related: Bearings & Seals**


**Order No: WN-AL160516**

Description	Retail
Cross & Bearing Kit	\$81.88
Applications: 210C, 300D, 310C, 310D, 315C, 315CH, 315D, 410C, 410D, 482C, 510C, 510D, 610C, 2140, 2750, 2950, 2955, 3040, 3055, 3140, 3150, 3155, 3255, 3351, 3651, 6110, 6110L, 6120, 6120L, 6200, 6200L, 6210, 6210L, 6215, 6220, 6220L, 6230, 6300, 6300L, 6310, 6310L, 6310S, 6320, 6320L, 6330, 6400	
Features: 30mm x 83mm Additional Models: 6230 Premium, 6330 Premium, 6400L, 6405, 6410, 6410L, 6415, 6420, 6420L, 6430, 6430 Premium, 6500, 6500L, 6510L, 6510S, 6520L, 6605, 6615, 6715, 7130, 7130 Premium, 7210, 7220, 7230, 7230 Premium, 7320, 7410, 7420, 7505, 7510, 7515, 7520	

**Order No: WN-AR26480**

Description	Retail
 Front Wheel Hub Seal Applications: 820, 830, 940, 1020, 1030, 1040, 112, 1130, 1140, 1520, 1550, 1630, 1640, 1750, 1840, 1850, 1950, 2020, 2030, 2040, 2120, 2150, 2155, 2250, 2255, 3010, 3020, 3040, 3055, 3130, 3140, 3150, 3230, 3255, 3350, 4000, 4010, 4020, 4030, 4040, 4050, 4055, 4230, 4240, 4250, 4255, 4320, 4430, 4440 Features: Additional Models: 2355, 2440, 2450, 2510, 2520, 2550, 2555, 2630, 2640, 2650, 2750, 2755, 2840, 2850, 2855, 2940, 2950, 2955, , 4450, 4455, 4555, 4560, 5010 (all with Heavy-Duty Axle); Fits John Deere Combine 2240; Fits John Deere Industrial 301	\$7.60


**Order No: WN-AR27806**

Description	Retail
 Seal, Front Hub Applications: 2355, 2555, 2750, 2755, 4520, 4555, 4560, 4620, 4630, 4640, 4650, 4755, 4760, 4840, 4850, 4955, 4960, 5020, 6030, 9940, 9950 Features: For GP Models w/Extra HD Fixed Axle or in R63556 Hub	\$6.58


**Order No: WN-AT10344**

Description	Retail
Hub Seal Applications: 820, 830, 1020, 1030, 1040, 1520, 1530, 2010, 2020, 2030, 2040, 2240, 2440, 260, 2640 Features: 2440 S/N -340999	\$6.63


**Order No: WN-AT13161**

Description	Retail
 Seal, Front Hub Applications: 1010, 34, 35, 3800, 3940, 3950, 3955, 3960, 3970, 3975, 5200, 5400, 5440, 5460, 5720, 5730, 5820, 5830, 6610, 6710, 6810, 6910, 9900, 9910 Features: Sold In Package of 2, Priced Individually	\$6.17


**Order No: WN-D636R**

Description	Retail
 Hub, Seal Applications: A, B, G, 50, 60, 70, 520, 530, 620, 720, 730, 1010, 2010, 2510, 3010, 3020, 4010, 4020, 4030, 4230, 4040 Features: Felt, 3.156" OD, 2" ID, .375" Thick	\$7.00


**Order No: WN-JD7445**

Description	Retail
 Bearing, Cup Applications: 1020, 1520, 2030, 2440, 2510, 2520, 2630, 2640, 3010, 3020, 4000, 4010, 4020, 4030, 4040, 4320	\$9.50


**Order No: WN-JD8251**

Description	Retail
 Bearing, Cup Applications: 1020, 1520, 1640, 1840, 2020, 2030, 2040, 2140, 2150, 2155, 2250, 2350, 2355, 2440, 2450, 2510, 2520, 2550, 2555, 2630, 2640, 2650, 2750, 2755	\$4.00


**Order No: WN-JD8913**

Description	Retail
 Bearing, Cone Applications: 1020, 1520, 2030, 2440, 2510, 2520, 2630, 2640, 3010, 3020, 4000, 4010, 4020, 4030, 4040, 4320	\$8.00


**Order No: WN-JD8929**

Description	Retail
 Bearing, Cone Applications: 1020, 1520, 1640, 1840, 2020, 2030, 2040, 2140, 2150, 2155, 2250, 2350, 2355, 2440, 2450, 2510, 2520, 2550, 2555, 2630, 2640, 2650, 2750, 2755	\$9.00

**Order No: WN-JD9041**

Description	Retail
 Bearing, Cone Applications: 4030, 40230, 4430, 4040, 4240, 4440, 4050, 4250, 4450, 4650, 4850, 4055, 4255, 4455, 4555, 4755, 4955, 7600, 7700, 7800, 4560, 4760, 4960, 7210 Features: Additional Applications: 4030, 40230, 4430, 4040, 4240, 4440, 4050, 4250, 4450, 4650, 4850, 4055, 4255, 4455, 4555, 4755, 4955, 7600, 7700, 7800, 4560, 4760, 4960, 7210, 7410, 7510, 7610, 7710, 7810, 2955, 3055, 3255, 6200, 6300, 6400, 6500, 6110, 6210, 6310, 6410, 6120, 6220, 6320, 6420, 6215, 6415, 6615, 6715, 7330, 6230, 6330, 6430, 7130, 7230, 6230, 6330, 6430, 7330, 6105R, 6115R, 6125R, 6140R, 6105M, 6115M, 6125M, 6140M, 6150M, 6170M, 6110R, 6120R, 6130R, 6145R, 6155R, 2755, 7500, 7405, 6415	\$8.50


**Order No: WN-JD9170**

Description	Retail
 Bearing Cup Applications: Various JD Equipment	\$5.95


**Order No: WN-LM67048/10**

Description	Retail
Bearing, Cup & Cone Applications: 2440, 2640	\$6.25

**Order No: WN-R26632**

Description	Retail
 Hub Wear Sleeve Applications: 1020, 1520, 2030, 2150, 2155, 2350, 2355, 2440, 2550, 2510, 2520, 2555, 2630, 2640HD, 2750, 2755, 2840, 2855, 2940, 2950, 2955, 3010, 3020, 3030, 3040, 3055, 3130, 3140, 3150, 3230, 3255, 3350, 4000, 4010, 4020, 4030, 4040, 4050, 4055, 4230, 4240, 4250, 4255, 4320, 4430, 4440, 4450	\$6.00

**Order No: WN-R72090**

Description	Retail
 Bearing Cup Applications: 4050, 4250, 4450, 4650, 4850, 4055, 4255, 4455, 7600, 7700, 7800, 7200, 7400, 8100, 8200, 8300, 8400, 7210, 7410, 7510, 7610, 7710, 7810, 8110, Features: Additional Applications: 8210, 8310, 8410, 7710, 7810, 8120, 8220, 8320, 8420, 8520, 7720, 7820, 7920, 7330, 7420, 7520, 8225R,	\$7.80

John Deere®


**Tractor: 2 Wheel Drive Front Axle and Steering**

**Hubs & Related: Bearings & Seals**


**Order No: WN-R72090**

8245R, 8270R, 8295R, 7200R, 7215R, 7630, 7730, 7830, 7930, 8130, 8230, 8330, 8430


**Order No: WN-RE54815**

Description	Retail
 Bearing, Wheel Kit Applications: 4030, 4230, 4040, 4240, 4440, 4050, 4250, 4450, 4055, 4255, 4455, 7600, 7700, 7800, 7610, 7710, 7810, 2955, 3055, 3255, 3200, 6300, 6400, 6500 Features: Bearings, Races, Seal, Wear Ring,	\$32.00


**Order No: WN-RE54819**

Description	Retail
 Wheel Bearing Kit Applications: 1020, 1520, 1640, 1840, 2020, 2030, 2040, 2140, 2150, 2155, 2250, 2350, 2355, 2440, 2450, 2550, 2555, 2630, 2640, 2650, 2750, 2755, 2840, 2850, 2950, 301A, 3040, 3130, 3140, 3150, 3230, 3350, 4030, 4230, 4430, 300, 300B, 302A, 310, 310A, 310B, 400, 401, 480A, 480B Features: 2750, 2755, 2840, 2850, 2855, 2950, 301A, 3040, 3130 S/N 186270-, 3140, 3150, 3230, 3350, 4030, 4230, 4430,	\$45.00


**Order No: WN-WBKJD10**

Description	Retail
 Wheel Bearing Kit Applications: 2750, 2755, 4520, 4555, 4560, 4620, 4630, 4640, 4650, 4755, 4760, 4840, 4850, 4955, 4960, 5020, 6030, 8100, 8110, 8200, 8210, 8300, 8400	\$75.06


**Order No: WN-WBKJD2**

Description	Retail
 Wheel Bearing Kit Applications: 1020, 1030, 1040, 1120, 1130, 1140, 1550, 1630, 1750, 1850, 1950, 2020, 2040, 2120, 2150, 2155, 2240, 2250, 2255, 2350, 2355, 2555, 2755, 820 Features: Kit includes inner cone, inner cup, outer cone, outer cup, seal and sleeve	\$22.00


**Order No: WN-WBKJD3**

Description	Retail
 Wheel Bearing Kit Applications: 1020, 1520, 1530, 2010, 2020, 2030, 2040, 2240, 2440, 2630, 2640, 820, 830	\$20.00


**Order No: WN-WBKJD4**

Description	Retail
 Wheel Bearing Kit Applications: 2440, 2640 Features: Sleeves Are Not Included 2640 S/N 341000- Swept Back Axle	\$21.68


**Order No: WN-WBKJD6**

Description	Retail
 Wheel Bearing Kit Applications: 1020, 1520, 2030, 2440, 2510, 2520, 2630, 2640, 3010, 3020, 4000, 4010, 4020, 4030, 4040, 4320	\$39.00

**Order No: WN-WBKJD8**

Description	Retail
 Wheel Bearing Kit Applications: 4040, 4050, 4055, 4240, 4255, 4440, 4450, 4555, 4560	\$38.54


**Order No: WN-WBKJD9**

Description	Retail
 Wheel Bearing Kit Applications: 2150, 2155, 2350, 2355, 2355N, 2550, 2555, 2750, 2755, 2840, 2855N, 2940, 2950, 2955, 5010, 6110L, 6120L, 6200, 6200L, 6210L, 6220L, 6230, 6300, 6300L, 6310L, 6320L, 6330,	\$43.00

6330, 6400, 6410L, 6410S, 6420L, 6430, 6500, 6500L, 6510L, 6510S, 6520L  
 Features: All Models W/ Hub T21545


**Hubs & Related: Caps, Bolts, Clamps, Nuts**

**Order No: WN-HD1NCNUT**


Description	Retail
 Nut, Axle Hub Applications: 2510, 2520, 3010, 4010, 3020, 4020, 4320 Features: 1" - 8 HEX, Grade 5	\$2.83

**Hubs & Related: Hubs**


**Order No: WN-AN183318**

Description	Retail
 Hub, 6 Bolt Applications: 1050, 1060, 112, 1610, 1650, 1690, 1700, 1720, 1730, 1810, 1820, 1840, 1890, 1990, 2002100, 2200, 2210, 2400, 2410	\$97.17


**Order No: WN-R112915**

Description	Retail
 Hub, Front Applications: 7700, 4055, 4255, 4455, 7200, 7210, 7400, 7410, 7510, 7600, 7610, 7710, 7800, 7810 Features: 8-Bolt (4055, 4255, 4455 all late S/N)	\$108.99


**Order No: WN-R113716**

Description	Retail
 Hub, 8 Bolt Applications: 4555, 4560, 4650, 4755, 4850, 4955, 4960, 7630, 7720, 7730, 7820, 7830, 7930, 8100, 8110, 8120, 8130, 8200, 8210, 8220, 8300, 8400 Features: Front, 9.252" Bolt Circle, 5.998" Pilot, 6.660" Hub Length 4555, 4560, 4755, 4955, 4960 (all with M16 Bolt Holes)	\$268.39


**Order No: WN-R47076**

Description	Retail
 Hub, 6 Bolt, Front Applications: 820, 830, 1530, 2040, 2150, 2155, 2240, 2255, 2350, 2355, 2550, 2555, 2755 Features: Use 9/16" - 18 x 1.690" Wheel Bolt, Not Included (820, 830 Utility)	\$115.39


**Order No: WN-R48763**

Description	Retail
 6 Bolt Hub Heavy Duty Applications: 1520, 2510, 2520, 3010, 3020, 4000, 4010, 4020, 4030, 4040, 4230, 4320, 4430 Features: Front, Uses 9/16" Bolts	\$60.00


**Order No: WN-R49839**

Description	Retail
 Wheel Hub Applications: 1020, 1520, 1640, 1840, 1950N, 2020, 2030, 2040, 2040S, 2140, 2150, 2155, 2250, 2350, 2355N, 2440, 2450, 2510, 2550, 2555, 2630, 2640, 2650, 2750, 2755, 2840, 2850, 2855N, 2940, 2950, 3040, 3130, 3140, 3150, 3350, 4000, 4020, 4030, 4040, 4230, 4240, 4430, 6403, 7405, 9900, 9910, 9920 Features: 6 Bolt, Press-On Style Cap 3130 S/N 186270-, 3150 (standard duty), 3350 (standard duty), 4000 S/N 201000-, 4020 S/N 201000-	\$56.00

**Order No: WN-R49841**

Description	Retail
 Front Hub 8 Bolt Applications: 2955, 3055, 3255, 3350, 4030, 4040, 4050, 4055, 4230, 4240, 4250, 4255, 4430, 4440, 4450, 4455, 6010, 6100, 6110, 6110L, 6120, 6120L, 6200	\$79.00

**Order No: WN-R63556**

Description	Retail
 Hub, 8 Bolt, Front Applications: 2355, 2555, 2750, 2755, 2855, 4520, 4555, 4560, 4620, 4630, 4640, 4650, 4755, 4760, 4840, 4850, 4955, 4960, 5020, 6030, 9940, 9950,	\$137.72

**Tractor: 2 Wheel Drive Front Axle and Steering**

**Hubs & Related: Hubs**

Order No: WN-R63556

9960  
Features: 5/8" Bolt Holes

Order No: WN-T21543



**Description** **Retail**  
Wheel Hub 6 Bolt \$40.00  
Applications: 1020, 1520, 2020, 2030, 300  
Features: (1020, 1520, 2020, 2030, All Used w/ 5.50-16 / 6.00-16 Tires)

Order No: WN-T25809



**Description** **Retail**  
Front Wheel Hub, 6 Bolt \$55.00  
Applications: 300, 301, 302, 400, 401, 320, 820, 830, 920, 1020, 1120, 1520, 1530, 2010, 2020, 2030, 2040, 2120, 2240, 2440, 2630, 2640  
Features: Use Wheel Bearing Kit WN-WBKJD3 2440 S/N -340999

**Spindles & Knees: Bushings, Bearings & Thrust Washers**

Order No: WN-4020KR



**Description** **Retail**  
Knee, Dust Shield \$10.29  
Applications: 50, 60, 70, 520, 530, 620, 630, 720, 730, 2510, 2520, 3010, 3020, 4000, 4010, 4020, 4230, 4320, A, B, AR, AO, BN, G, GN, GW, GH,  
Features: Used with AR50962 and AR50963  
Knees 4230 Lo-Pro, 4320, A S/N 584000-, B S/N B201000-  
  
Fits John Deere Cotton Picker 9900

Order No: WN-60303



**Description** **Retail**  
Bushings, Spindle \$9.58  
Applications: 60, 70, 620, 630, 720, 730, 2510, 2520, 3010, 3020, 4000, 4010, 4020  
Features: Regular Duty

Order No: WN-60353

**Description** **Retail**  
Bearing, Thrust Washer \$28.88  
Applications: 60, 70, 620, 630, 720, 730, 2510, 2520, 3010, 3020, 4000, 4010, 4020  
Features: Heavy Duty

Order No: WN-7469

**Description** **Retail**  
Bushings, Spindle \$10.54  
Applications: 2510, 2520, 3010, 3020, 4000, 4010, 4020, 60, 620, 630, 70, 720, 730,  
Features: Heavy Duty, Use On All Schwartz Heavy Duty Wide Front Ends

Order No: WN-A877R



**Description** **Retail**  
Knee, Bushing \$9.50  
Applications: 3010, 4010, 3020, 4020, 2510, 3020, 4000, 2520, 4320, 4030, 4230, 5605, 5705, 50, 60, 70, 520, 530, 620, 630, 720, 730  
Features: Sold in 2's, Priced Individually 2520 S/N 22001-

Order No: WN-A890R



**Description** **Retail**  
Spindle Thrust Washer \$6.00  
Applications: A, AO, AR, B, GH, 50, 520, 530, 60, 620, 630, 70, 2510, 2520, 3010, 3020, 4000, 4010, 4020, 4030, 4230, 4320  
Features: 1.5" I.D., 2.75" O.D., 2 Per Side (A, AO, AR, B, GH, 50, 520, 530, 60, 620, 630, 70, All Factory Wide Fronts Only)

Order No: WN-BE22114

**Description** **Retail**  
Bushings, Spindle \$10.61  
Applications: 50, 60, 70, 520, 530, 620, 630, 720, 730, 2510, 2520, 3010, 3020, 4000, 4010, 4020  
Features: 1-3/4" Inner Diameter

Order No: WN-HD1NFSLNUT

**Description** **Retail**  
Spindle, Nut \$2.31  
Applications: 8100, 8200, 8300  
Features: 1" - 14 Slotted, Used With AR53880 For 8000 Series Tractors

Order No: WN-JD8407

**Description** **Retail**  
Bearing, Thrust \$8.13  
Applications: 200 330, 420, 430, 820, 830, 1010, 1020, 1520, 1530, 2010, 2020, 2030, 2040, 2150, 2155, 2240, 2350, 2355, 2440, 2555, 2630, 2640, 2755

Order No: WN-JD8412

**Description** **Retail**  
Bearing, Thrust \$11.06  
Applications: 2155, 2350, 2355, 2550, 2555, 2640, 2750, 2755, 2840, 2940

Order No: WN-M2282T

**Description** **Retail**  
Spindle, Thrust Washer \$4.21  
Applications: 40, 320, 330, 420, 430, 820, 830, 940, 1010, 1020, 1030, 1040, 1130, 1140, 1520, 1530, 1630, 2010, 2020, 2030, 2040, 2150, 5155, 2240, 2255, 2350  
Features: Felt, 2 3/8" OD, 1/4" Thick

Order No: WN-M2283T

**Description** **Retail**  
Spindle, Thrust Washer \$1.65  
Applications: 40, 320, 330, 420, 430, 820, 830, 940, 1010, 1020, 1030, 4010, 4130, 1140, 1520, 1530, 1630, 2010, 2020, 2030, 2040, 2150, 5155, 2240, 2255, 2350  
Features: Metal, 2 3/8" OD, 1/16" Thick

Order No: WN-R109452

**Description** **Retail**  
Spindle Bushing \$18.83  
Applications: 5103, 5105, 5200, 5203, 5205, 5210, 5220, 5300, 5303, 5310, 5310N, 5320, 5320N, 5325N, 5400, 5400N, 5410, 5415, 5420, 5420N, 5425N, 5500, 5500N, 5510, 5510N, 5520, 5520N, 5525N, 5615, 5715  
Features: Upper/Lower, 1.541" OD compressed, 1.380" ID compressed 5103 S/N -001433, 5203 S/N -001134, 5303 S/N -001080, 5415 Narrow, 5415 S/N -005672, 5420 S/N -443959, 5520 S/N -453300, 5615 S/N -004136, 5715 S/N 008654

Order No: WN-R30398

**Description** **Retail**  
Spindle, Thrust Washer \$10.94  
Applications: 2355, 2555, 2750, 2755, 4520, 4555, 4560, 4620, 4630, 4640, 4650, 4755, 4760, 4840, 4850, 4955, 4960, 5020, 6030

Order No: WN-R49835

**Description** **Retail**  
Bushings, Spindle \$7.74  
Applications: 310A, 310B, 2955, 3055, 3255, 4030, 4040, 4050, 4055, 4230, 4240, 4250, 4255, 4430, 4440, 4450, 4455  
Features: Upper or Lower 310A S/N 237998-

Order No: WN-R49838

**Description** **Retail**  
Spindle Thrust Washer \$2.50  
Applications: 2955, 3055, 4030, 4040, 4050, 4055,



**Tractor: 2 Wheel Drive Front Axle and Steering**

**Spindles & Knees: Bushings, Bearings & Thrust Washers**

**Order No: WN-R49838**

4230, 4240, 4250, 4255, 4430, 4440, 4450, 4455, 6010, 6100, 6120, 6200, 6210, 6300, 6310, 6320, 6400, 6410, 6420, 6510, 6520, 6605, 7200, 7210, 7400, 7410, 7600, 7610, 7700, 7710, 7800, 7810, 6620, 6610, 7200, 7210, 7400, 7410, 7800  
Features: 1.75" ID, 3" OD, 2 per Spindle 7210 S/N -010920, 7410 S/N -011540

**Order No: WN-R52188**

Description	Retail
Bushing, Spindle Applications: 2355, 2555, 2750, 2755 Features: Upper and Lower GP Models with Extra Heavy Duty Fixed Axle	\$13.24

**Order No: WN-T21539**



Description	Retail
Bushing, Spindle Applications: 820, 830, 940, 1020, 1030, 1040, 1120, 1130, 1140, 1520, 1530, 1550, 1630, 1750, 1850, 1950, 2020, 2030, 2040, 2120, 2150, 2155, 2250, 2255, 2350, 2355, 2440, 2555, 2630, 2640, 2755, 2240 Features: Upper and Lower 2030 S/N -187300, 255 (Swept Back), 2350 (Low profile), 2355 (Mid-Hi Axle), 2555 (Mid-Hi Axle), 2755 (Mid-Hi Axle)	\$10.24

**Order No: WN-T21553**

Description	Retail
Bushing, Spindle Applications: 1020, 1520, 2020, 2030, 2040, 2630, 2640 Features: Upper and Lower 1020HD, 2630 Hi-Knee, 2640 S/N -340999	\$10.25

**Order No: WN-T31749**

Description	Retail
Spindle, Thrust Washer Applications: 1640, 1840, 2040, 2040S, 2141, 2250, 2350, 2355, 2450, 2550, 2555, 2640, 2650, 2750, 2755, 2840, 2850, 2940, 2950, 301A, 3040 Features: 3130 S/N 186270-, 3140, 3150, 3230, 3350, 2640 S/N 341000-; HD Axles 2355, 2555, 2755	\$5.21

**Order No: WN-T34546**

Description	Retail
Bushing, Spindle Applications: 300, 300B, 301A, 302A, 380, 400, 401, 480A, 480B, 2350, 2550, 2355, 2555, 2640, 2750, 2755, 2840, 2940, 2950, 301A, 3040 Features: 2640 S/N 341000-, 2755 HD Axle	\$13.28

**Order No: WN-T34548**

Description	Retail
Spindle, Thrust Washer Applications: 1640, 1840, 2040, 2040S, 2140, 2250, 2350, 2355, 2450, 2550, 2555, 2640 S/N 341000-, 2650, 2750, 2755, 2840, 2850, 2940, 2950, 301A, 3040 Features: 3130 S/N 186270-, 3140, 3150, 3230, 3350; HD Axles 2355, 2555, 2755,	\$1.04

**Spindles & Knees: Knees**

**Order No: WN-7465-1**


Description	Retail
Knee, RH/LH Applications: 60, 70, 620, 720, 730, 2510, 2520, 3010, 3020, 4000, 4010, 4020 Features: Heavy Duty, Upright Length 11-5/8", Schwartz 730-(all 2pcs. Pedestal)	\$219.64

**Order No: WN-AR44333**


Description	Retail
Knee, Assembly Applications: 2510, 2520, 3010, 3020, 4000, 4010,	\$437.21

4020, 4320  
Features: Includes Spindle, Knee, Inner Brg Cone and Thrust Washers

**Order No: WN-AR44333KN**

Description	Retail
 Knee, Heavy Duty Applications: 2510, 2520, 3010, 3020, 4000, 4010, 4020, 4320 Features: A=3.250", B=18.000", C=12.750", Used on Heavy Duty Front Axle	\$374.17

**Order No: WN-AR50962**

Description	Retail
 Knee, Right or Left Hand Applications: 2510, 3010 4010, 3020, 4020, 4000, 2520, 4320, 9900 Features: A=3.250", B=18.000" C=12.750", Includes Bushings	\$185.00

**Order No: WN-AR50963**


Description	Retail
Knee, Long Applications: 2510, 2520, 3010, 3020, 4000, 4010, 4020, 4320 Features: A=3.250", B=24.000", C=12.750"	\$387.13

**Order No: WN-AR80192**

Description	Retail
Knee, Right Hand Applications: 4040, 4050, 4055, 4230, 4240, 4250, 4255, 4430, 4440, 4450, 4455 Features: Includes Bushings, For 52"-76" Regular Adj. Front Axle	\$598.42

**Spindles & Knees: Spindles**


**Order No: WN-3997**

Description	Retail
 Spindle, Splined Applications: 2510, 2520, 3010, 3020, 4000, 4010, 4020 Features: Right Hand or Left Hand	\$142.06


**Order No: WN-7456**

Description	Retail
Spindle, Splined Applications: 3010, 3020, 4010, 4020 Features: Left or Right Hand, Heavy Duty	\$181.79


**Order No: WN-AL19730**

Description	Retail
 Spindle, Right or Left Applications: 1120, 1130, 1630, 1830, 2020, 2030, 2120, 2130, 3030, 3120, 3130 Features: A=14.875", B=1.499", C=1.687", D=1.312" 1830 S/N -242099, 2020, 2030 S/N -242099, 2120, 2130 S/N -242099, 3030 S/N -186269, 3120, 3130 S/N -186269	\$181.19

**Order No: WN-AL28222**

Description	Retail
 Spindle Left or Right Applications: 1040, 1130, 1140, 1550, 1630, 1640, 1750, 1830, 1840, 1850, 1950, 2030, 2040, 2140, 2250, 2350, 2355, 2450, 2550, 2555, 2650, 2755, 2755, 2850 Features: A=14.875", B=1.500", C=1.795", D=1.312" 2250 (with 44.5mm king pin), 2755 Hi-Version	\$221.53

**Order No: WN-AL38381**

Description	Retail
 Spindle, Splined Applications: 1750, 1850, 1950, 2150, 2155, 2350, 2355, 2550, 2555, 2750, 2755, 6110L, 6200L, 6300, 6300L, 6310L, 6310S, 6320L, 6400, 6400L, 6420L, 6500 Features: LH or RH, A= 9.25", B= 1.5", C= 1.795", D= 1.312" 6410L, 6410S, All Low Profile	\$140.00

John Deere®

**Tractor: 2 Wheel Drive Front Axle and Steering**

**Spindles & Knees: Spindles**


**Order No: WN-AL57578**

Description	Retail
Spindle Applications: 2355, 2555, 2755, Features: Left Or Right Hand, W/Fender Mounting Bracket 2355 (MID-KNEE), 2555 (MID-KNEE), 2755 (12.19" PROFILE)	\$482.79


**Order No: WN-AL57855**

Description	Retail
Spindle, Splined Applications: 2955, 3055 Features: A=12.250", B=1.750", C=1.968", D=1.312"	\$525.79


**Order No: WN-AR103471**

Description	Retail
 Spindle Right or Left Hand Keyed Applications: 1020, 1520, 1530, 2020, 2030, 2240, 2440, 2630, 2640, 2755 Features: A=15.312", B=1.375", C=1.375", D=.842" 2440 S/N -340998, 2630 (Straight Axle), 2640 S/N -340998	\$200.63


**Order No: WN-AR103472**

Description	Retail
 Spindle Left or Ride Applications: 820, 830, 1020, 1520, 1530, 2020, 2030, 2040, 2240, 2440, 2630, 2640 Features: A=11.875", B=1.375", C=1.375", D=.42" 2020 (Swept Back Axle), 2440 S/N -340998, 2640 S/N -340998	\$159.88

**Order No: WN-AR103473**

Description	Retail
 Keyed Spindle Applications: 1020, 1520, 2020, 1530, 1641F, 2030, 2040, 2240, 2355, 2355N, 4020, 820, 830 Features: LH or RH, A=9.875", B=1.375", C=1.375", D=0.842" (1020, 1520, 2020, All Sweep Back), 2030 S/N -187300, 2040, 2240, 2355N w/ 44" Wheel Tread, (820, 830, All 3 Cyl)	\$140.00

**Order No: WN-AR44333SP**

Description	Retail
 Spindle, Splined Applications: 2510, 2520, 3010, 3020, 4000, 4010, 4020, 4320 Features: A=15.125", B=1.750", C=1.795", D=1.312"	\$256.47


**Order No: WN-AR50983**

Description	Retail
Spindle Applications: 3010, 3020, 4000, 4230 Features: Left Or Right Hand	\$236.32


**Order No: WN-AR53850**

Description	Retail
Spindle, Splined Applications: 4030 Features: A=14.750", B=1.500", C=1.795", D=1.312" 4030 with Regular Adjustable Front Axle	\$464.75


**Order No: WN-AR53880**

Description	Retail
 Spindle, Splined Applications: 4555, 4560, 4630, 4640, 4650, 4755, 4760, 4840, 4850, 4955, 4960, 8100, 8200, 8300, 9935, 9940, 9950 Features: LH or RH, A= 14.75", B= 2", C= 2.25", D= 1.437" 8100 S/N -020954, 8200 S/N -020801, 8300 S/N -021482	\$334.44

**Order No: WN-AR55179**

Description	Retail
 Spindle, Splined Applications: 3010, 3020, 4000, 4010, 4020, 4320 Features: A= 12.75", B= 1.5", C= 1.687", D= 1.312" 3010, 3020, 4000, 4010, 4020, 4320, All Standard Non-Adj Front Axle	\$135.00

**Order No: WN-AR55180**

Description	Retail
 Spindle, Splined Applications: 2510, 2520, 3010, 3020, 4000, 4010, 4020, 4320, 802, 9900 Features: A=15.125", B=1.500", C=1.687", D=1.312" (2510, 2520 s/n 022001-, 3010, 3020, 4000, 4010, 4020, 4320, All Row Crop Front Axle), 802, 9900	\$155.00


**Order No: WN-AR58606**

Description	Retail
Spindle, Keyed Applications: 820, 2150, 2255, 2155, 2355, 2555, 2755 Features: A=11.875", B=1.375", C=1.375", D=.842" 2150 and 2255 Swept Back, 2755 Mid-Hi Axle	\$169.00


**Order No: WN-AR58607**

Description	Retail
Spindle Applications: 940, 1020, 1030, 1040, 1120, 1130, 1140, 1550, 1630, 1750, 1850, 1950, 1950N, 2020, 2120, 2155, 2355N Features: RH/LH W/Fender Mounting Bracket 2155(HI-STRAIGHT AXLE)	\$176.56


**Order No: WN-AR67416**

Description	Retail
 Spindle, Splined Applications: 1520, 2020, 2030, 2440, 2630, 2640 Features: A=14.875", B=1.500", C=1.795", D=1.312" 2020 Hi-Knee, 2630 Hi-Knee, 2640 Hi-Knee S/N -331509	\$297.00

**Order No: WN-AR69323**

Description	Retail
 Spindle, Splined Applications: 4030, 4230, 4430 Features: A=14.687", B=1.750", C=1.795", D=1.312"	\$229.75

**Order No: WN-AR74606**

Description	Retail
 Spindle Splined Applications: 1640, 1840, 2040, 2040S, 2140, 2250, 2350, 2355, 2450, 2550, 2555, 2650, 2650N, 2750, 2755, 2840, 2850, 2855N, 2940, 2950, 3030, 3040, 3050, 3130, 3140, 3150, 3350 Features: LH or RH, A= 14.75", B= 1.75", C= 1.795", D= 1.312" 2355 (heavy-duty axles), 2555 (heavy-duty axles), 2755 (heavy-duty axles), 3130 (s/n after 186270), 3150 (standard duty), 3350 (standard duty)	\$195.00

**Order No: WN-AR76932**

Description	Retail
Spindle, Splined Applications: 2440, 2640 Med Knee Features: A=11.500", B=1.500", C=1.625", D=1.250"	\$289.72

**Order No: WN-AR76933**

Description	Retail
Spindle Applications: 2440, 2640 Features: RH/LH 2440 Hi-Knee, 2640 s/n 331510- Hi-Knee	\$298.03


**Order No: WN-AR81954**

John Deere®

**Tractor: 2 Wheel Drive Front Axle and Steering**

**Spindles & Knees: Spindles**

Order No: WN-AR81954

Description	Retail
 Spindle, Splined Applications: 4040, 4050, 4055, 4240, 4250, 4255, 4440, 4450, 4455 Features: A=14.687", B=1.750", C=1.968", D=1.321"	\$216.56

Order No: WN-AR91150

Description	Retail
Spindle, Keyed Applications: 2440, 2640 Features: A=15.312", B=1.375", C=1.625", D=1.25" 2640 S/N 341000- with Straight Axle	\$315.64

Order No: WN-AT33636

Description	Retail
Spindle, Splined Applications: 300, 300B, 302, 302A, 310, 400, 401, 401B, 401C, 480A, 480B, 2640, 301A	\$518.42


Order No: WN-AT76138

Description	Retail
Spindle, Splined Applications: 2355, 2555, 2750, 2755 Features: A=9.250", B=2.000", C=2.250", D=1.437" GP Models with Extra Heavy Duty Fixed Axle	\$501.13


Order No: WN-AT76758

Description	Retail
Spindle, Splined Applications: 310, 310A, 310B, 401D, 480C Features: A=9.313", B=1.747", C=1.795", D=1.312" 310 S/N 237998-, 310A S/N -700147, 310B S/N -700147, 401D S/N -700147, 480C S/N -700147	\$599.64

Order No: WN-RE208804

Description	Retail
 Spindle Keyed Left Hand Applications: 5103, 5200, 5203, 5210, 5220, 5300, 5303, 5310, 5320, 5400, 5403, 5410, 5415, 5420, 5500, 5510, 5520, 5615, 5715 Features: LH, Uses RE208806 Outer Bearing, 1.772" OD on Spindle 5220 (Early S/N Models), 5303 (Turkish Edition S/N 000013 and earlier), 5320 (Early S/N Model), 5403 (Turkish Edition S/N 000175 and earlier), 5415 (S/N 005672 and earlier), 5420 (Early S/N Models), Replaces Carraro Mfg. nos 148081	\$350.00

Order No: WN-RE208805

Description	Retail
 Spindle, Keyed Applications: 5103, 5200, 5203, 5210, 5220, 5300, 5303, 5310, 5320, 5400, 5403, 5410, 5415, 5420, 5500, 5510, 5520, 5615, 5715 Features: RH, Uses RE208806 Outer Bearing, 1.772" OD on Spindle 5220 (early S/N models), 5303 (Turkish S/N -000013), 5320 (early S/N models), 5403 (Turkish S/N -000175), 5415 (S/N -005672), 5420 (S/N -443959); Dimension A: 9.625"; Dimension B:1.377"; Dimension C: 1.772"; Dimension D: 1.181"	\$350.00

Order No: WN-RE57642

Description	Retail
Spindle, Left or Right Hand Applications: 7200, 7210, 7400, 7410, 7510 Features: A=12.937", B=1.745", C=1.967", D=1.312" 7210 S/N -010920, 7410 S/N -011540, 7510 S/N -030000	\$281.90

Order No: WN-RE71277

Description	Retail
Spindle Applications: 7210, 7410, 7510, 7610, 7710, 7810 Features: RH/LH 7210 s/n 010921-, 7410 s/n	\$300.15

011541-, 7510 s/n 030000-, 7610 s/n 010665-, 7710 s/n 011301-, 7810 s/n 013024-

Order No: WN-RE71278

Description	Retail
Spindle, Left or Right Hand Applications: 7210, 7220, 7320, 7410, 7420, 7510 Features: A = 12.937", B = 1.745", C = 1.967", D = 1.312" 7210 S/N -010921, 7410 S/N 011541-, 7420, 7510 S/N 030000-	\$312.15

Order No: WN-RE73022

Description	Retail
Spindle, Left or Right Hand Applications: 5105, 5205 Features: A=10", B=1.378", C=1.378", D=0.984"	\$360.40

Order No: WN-WF29180


Description	Retail
Spindle, Left, Keyed Applications: 50, 60, 70, 520, 530, 620, 630, 720, 730, 2510, 2520, 3010, 3020, 4000, 4010, 4020 Features: Speeco Standard Duty	\$201.06

**Steering Arms & Tie Rods: Steering Arms**

Order No: WN-2129

Description	Retail
 Arm, Steering, Right Hand Applications: 60, 70, 620, 630, 720, 730, 2510, 2520, 3010, 3020, 4000, 4010, 4020	\$71.93

Order No: WN-2130

Description	Retail
 Steering Arm Applications: 60, 620, 630, 70, 720, 730, 2510, 2520, 3010, 3020, 4000, 4010, 4020 Features: Left Hand	\$71.93

Order No: WN-2381

Description	Retail
Arm, Steering, Center Applications: 60, 70, 620, 630, 720, 730, 2510, 2520, 3010, 3020, 4000, 4010, 4020 Features: Schwartz Wide Front Ends, Center Steering Arm	\$92.96

Order No: WN-4430-4320-CONVERSION-ARM

Description	Retail
Arm, Center Steering Applications: 4320 Features: Used to Convert 4430 Wide Front To 4320 Use	\$130.00

Order No: WN-93358S

Description	Retail
 Pin, Center Steering Arm Applications: 820, 1520, 1530, 2020, 2030, 2040, 2240, 2440, 2630 Features: 5.230" Long, 1.249" Diameter	\$38.40

Order No: WN-AL19361

Description	Retail
Center Steering Arm Applications: 3120, 2840, 3030, 3130 Features: 3120 S/N 063362-, 2840 with Adjustable Front Axle	\$214.32

Order No: WN-AL55150

Description	Retail
Bell crank Applications: 1030, 1040, 1140, 1350, 1550, 1750, 1850, 1850N, 2040, 2155, 2255, 830, 840, 930	\$166.82

Order No: WN-AR91812

Description	Retail
Arm, Steering, Center, Bell crank Applications: 2440, 2640 Features: FOR 60"-88", 53"-76", Axles 60"-93" or 53"-79" 2440 S/N 308805- w/straight Adj replacement axle), 2640 S/N 308805- w/straight Adj replacement axle)	\$287.67



**Tractor: 2 Wheel Drive Front Axle and Steering**

**Steering Arms & Tie Rods: Steering Arms**

Order No: WN-AR93359

Description	Retail
Steering, Arm, Bell Crank Applications: 2440, 2640 Features: Straight Adjustable Front Axle 2440 S/N -340999, 2640 S/N -340999	\$282.46

Order No: WN-AT19793

Description	Retail
 Arm, Center, Steering, Bell Crank Applications: 301, 1020, 1520, 1530, 2020, 2030, 2440, 2630 Features: For Use With Straight Adjustable Front Axle 2440 S/N -308804	\$289.44

Order No: WN-AT52867

Description	Retail
Arm, Center, Bell crank Applications: 2640, 300B, 301A, 302, 302A, 401B, 401C Features: Non Adjustable Axle 2640 S/N 341000-	\$309.49

Order No: WN-AT52868

Description	Retail
Arm, Center, Bell crank Applications: 300, 380, 400, 480, 480A, 480B, 1520	\$322.22

Order No: WN-F3174R

Description	Retail
Arm, Steering, Right Hand Applications: 520, 530, 620, 630, 720, 730 Features: 1.500" Diameter, 6 Spline	\$167.04

Order No: WN-L34366

Description	Retail
Arm, Steering, RH Applications: 1550, 1640, 1750, 1850, 1950, 2040, 2040S, 2140, 2250, 2350, 2355, 2450, 2550, 2555, 2650, 2750, 2755, 2850, 2940, 2950, 3040, 3050, 3140, 3150 Features: 4 Teeth, Tapered Spline	\$169.17

Order No: WN-L35960

Description	Retail
Arm, Steering Applications: 2940 Features: Left Hand, 4 Teeth, Tapered Spline	\$144.44


Order No: WN-L36442

Description	Retail
Arm, Steering Applications: 1640, 2140, 2350, 2355, 2550, 2555, 2750, 2755, 2940, 2950 Features: Left Hand 1640 (2WD W/Dual Cylinders), 2140 (2WD W/Dual Cylinders), 2940, (2WD W/Dual Cylinders)	\$167.57


Order No: WN-L57015

Description	Retail
Arm, Steering, LH Applications: 2955, 3055, 6110, 6110L, 6120, 6120L, 6200, 6200L, 6210, 6210L, 6220, 6220L, 6300, 6300L, 6310, 6310L, 6310S, 6320, 6320L, 6400, 6400L, 6403, 6405, 6410, 6410L, 6410S, 6420, 6420L, 6500, 6500L, 6510S, 6520L, 6603, 6605, 7130, 7405, 7500 Features: 6 Spline 7130 s/n -647868	\$186.28


Order No: WN-L57016

Description	Retail
 Steering Arm Applications: 2955, 3055, 6110, 6110L, 6120, 3120L, 3200, 3200L, 6210, 6210L, 6220, 6220L, 6300, 6300L, 6310, 6310L, 6320, 6320L, 6400, 6400L, 6403, 6405, 6410, 6410L, 6410S, 6420, 6420L, 6500, 6500L, 6510S, 6520L, 6603, 6605, 7405 Features: RH Steering Arm 2955 s/n 765516-earlier, 2955 s/n 765516-earlier, 6603 s/n	\$189.49

001955-earlier,

Order No: WN-L75846	
Description	Retail
 Steering Arm, Right Hand Applications: 7700, 7200, 7210, 7400, 7410, 7510, 7600, 7610, 7710, 7800, 7810 Features: (7200, 7210, 7400, 7410, 7510 All Hi-Crop)	\$257.10

Order No: WN-L75847

Order No: WN-L75847	
Description	Retail
 Steering Arm, Left Hand Applications: 7700, 7200, 7210, 7400, 7410, 7510, 7600, 7610, 7710, 7800, 7810 Features: (7200, 7210, 7400, 7410, 7510 All Hi-Crop)	\$252.25

Order No: WN-R115658

Description	Retail
Steering Arm Right Applications: 7200, 7210, 7220, 7320, 7400, 7410, 7420, 7510	\$221.25

Order No: WN-R115659

Description	Retail
Steering Arm Left Applications: 7200, 7210, 7220, 7320, 7400, 7410, 7420, 7510	\$166.60


Order No: WN-R125163

Description	Retail
Arm, Steering, Right Hand Applications: 8100, 8110, 8120, 8200, 8210, 8220, 8300, 8310, 8410 Features: 6 Splines	\$265.47


Order No: WN-R125164

Description	Retail
Arm Steering, Left Applications: 8100, 8110, 8120, 8200, 8210, 8220, 8300, 8310, 8410	\$260.46


Order No: WN-R27808

Description	Retail
 Steering Arm Center Applications: 499, 699, 2510, 2520, 3010, 3020, 4000, 4010, 4020, 4320, 9900	\$135.86

Order No: WN-R47765

Description	Retail
 Arm, Steering, RH Applications: 2510, 2520, 3010, 3020, 4000, 4010, 4020, 4230, 4320, 9900 Features: 1.500" Diameter, 6 Spline 4230 Low Profile	\$50.00

Order No: WN-R47766

Description	Retail
 Steering Arm Left Applications: 2510, 2520, 3010, 3020, 4000, 4010, 4020, 4230, 4320 Features: 1.500" Diameter, 6 Spline 4230 Low Profile	\$50.00

Order No: WN-R49849

Description	Retail
 Steering Arm Right Side Applications: 4555, 4560, 4630, 4640, 4650, 4755, 4760, 4760 Features: 2" Diameter Tie Rod Hole, 6 Splines	\$185.13

Order No: WN-R49851

Description	Retail
Arm, Steering, Left Hand Applications: 4555, 4560, 4630, 4640, 4650, 4755, 4760, 9940, 9950 Features: 2" Diameter Tie Rod Hole, 6 Splines	\$185.13

Order No: WN-R51121

John Deere®

**Tractor: 2 Wheel Drive Front Axle and Steering**

**Steering Arms & Tie Rods: Steering Arms**


Order No: WN-R51121

**Description Retail**

Steering Arm, Center \$195.49  
Applications: 4555, 4560, 4630, 4640, 4650, 4755, 4760, 9940, 9950  
Features: 6 Splines, W/O MFWD


Order No: WN-R61152

**Description Retail**

 Arm, Steering, Right Hand \$69.24  
Applications: 4050, 4055, 4240, 4250, 4255, 4430, 4440, 4450, 4455  
Features: 1.750" Diameter, 6 Splines

Order No: WN-R61153

**Description Retail**

 Arm, Steering, Left Hand \$69.24  
Applications: 4050, 4055, 4240, 4250, 4255, 4430, 4440, 4450, 4455  
Features: 1.750" Diameter, 6 Splines

Order No: WN-R61156

**Description Retail**

Arm, Steering, Right Hand \$86.57  
Applications: 4030, 4040, 4230  
Features: 1.750" Diameter, 9.120" Total Length, 6 Tooth Spline 4030 with Narrow and Wide Front, 4040 with Regular, Narrow and Wide Adjustable Front Axle

Order No: WN-R61157

**Description Retail**

Steering Arm, Left Hand \$144.26  
Applications: 4030, 4040, 4230, 9910, 9920  
Features: 1.750" Diameter, 9.120" Total Length, 6 Tooth Spline 4030 (Narrow/Wide Front), 4040, 4230 (both Regular, Narrow, Wide or Hi-Crop Front)

Order No: WN-R66128

**Description Retail**

Steering Arm, Right Hand \$76.68  
Applications: 4840, 4850, 4955, 4960  
Features: 2.000" Diameter, 6 Splines


Order No: WN-R66129

**Description Retail**

Arm, Steering, Left Hand \$79.10  
Applications: 4840, 4850, 4955, 4960  
Features: 2.000" Diameter, 6 Splines


Order No: WN-R80736

**Description Retail**

 Arm, Steering, Center \$164.24  
Applications: 4050, 4055, 4250, 4255, 4450, 4455, 4555, 4560, 4650, 4755, 4840, 4850, 4955, 4960  
Features: 4250 S/N 013982-, 4450 S/N 026618-


Order No: WN-T21517

**Description Retail**

 Arm, Steering, Right Hand \$164.07  
Applications: 820, 830, 840, 920, 930, 1020, 1030, 1040, 1120, 1140, 1520, 1530, 1630, 2020, 2030, 2040, 2120, 2150, 2155, 2240, 2255, 2255N, 2440, 2630, 2640, 300, 301, 400, 401  
Features: For Swept Back Front Axle


Order No: WN-T21520

**Description Retail**

 Arm, Steering, RH \$217.51  
Applications: 300, 300B, 301A, 302, 302A, 310, 380, 400, 401, 401B, 401C, 480, 480A, 480B, 1020, 1520, 2030, 2640  
Features: 4 Teeth, Tapered Spline


Order No: WN-T21619

**Description Retail**

 Arm, Steering, Left \$164.07  
Applications: 301, 401, 1020, 1120, 1520, 2020, 2030, 2120, 2150, 2155, 2240, 2350, 2355, 2440, 2550, 2555, 2630, 2640, 2755


Order No: WN-T23118

**Description Retail**

 Bushing, Center Steering Arm \$10.03  
Applications: 1020, 1520, 1530, 2020, 2030, 2040, 2150, 2155, 2240, 2255, 2350, 2355, 2440, 2550, 2630, 2640, 2750  
Features: Use with A-93358S Pin., 5.230 " Long, 1.249 Diameter

Order No: WN-T28272

**Description Retail**

 Arm, Steering Shaft \$210.13  
Applications: 1020, 1030, 1040, 1120, 1130, 1140, 1350, 1520, 1530, 1550, 1630, 1750, 1850, 2020, 2030, 2120, 2150, 2155, 2240, 2255, 2440, 2630, 2640, 3120, 300, 300B, 301, 310, 400, 301, 820, 830, 840, 920, 930, 940


Order No: WN-T77482

**Description Retail**

Arm, Steering, Right Hand \$343.03  
Applications: 2355, 2555, 2750, 2755, 310B, 401D, 410D, 480C, 500C  
Features: 31 Spline 310B S/N 700148-, 401D S/N 700148-, 410D S/N 244041-, 480C S/N 700148-, 500C

Order No: WN-T77483

**Description Retail**

 Steering Arm \$373.85  
Applications: 310B, 401D, 410, 480C, 500C, 2355, 2555, 2750, 2755  
Features: Left Hand, 31 Spline (310B, 401D, 480C all S/N 700148-), 410 S/N 244041-, (2355, 2555, 2750, 2755 all with Fixed Front Axle)

Order No: WN-T77736

**Description Retail**

Arm, Steering, RH \$402.04  
Applications: 310, 310A, 310B

Order No: WN-T77737

**Description Retail**

Arm, Steering \$412.07  
Applications: 310, 310A, 310B

Order No: WN-WF29185

**Description Retail**

Spindle, Keyed, Left Or Right \$78.00  
Applications: 2510, 2520, 3010, 3020, 4010, 4000, 4020, 4320  
Features: Use With WF2917 Speeco Front Axle

Order No: WN-WF29196


**Description Retail**

Arm, Steering, Left or Right Hand \$70.22  
Applications: 50, 60, 70, 520, 530, 620, 630, 720, 730, 2510, 2520, 3010, 3020, 4000, 4010, 4020  
Features: Speeco Heavy Duty, Splined

**Steering Arms & Tie Rods: Tie Rods & Drag Links**


Order No: WN-11411









**Description Retail**

 Tie Rod, Complete Assembly \$122.90  
Applications: 60, 70, 620, 630, 720, 730, 2510, 2520, 3010, 3020, 4000, 4010, 4020  
Features: Schwartz

Order No: WN-11415

**Description Retail**

 Tie Rod, Complete \$102.35  
Applications: 60, 70, 620, 630, 720, 730, 2510, 2520, 3010, 3020, 4000, 4010, 4020

<b>Tractor: 2 Wheel Drive Front Axle and Steering</b>					
<b>Steering Arms &amp; Tie Rods: Tie Rods &amp; Drag Links</b>					
<b>Order No: WN-11415</b>					
Features: Schwartz New Style, 3 Pieces					
<b>Order No: WN-137048A1</b>					
	<table border="1"> <thead> <tr> <th>Description</th> <th>Retail</th> </tr> </thead> <tbody> <tr> <td>Tie Rod, Outer Applications: 5200, 5300, 5400, 5500, 5210, 5310, 5410, 5510, 5415, 5415H, 5615, 5715, 5715HC, 5103, 5203, 5303, 5403, 5220, 5320, 5420, 5520 Features: MFWD</td> <td>\$40.00</td> </tr> </tbody> </table>	Description	Retail	Tie Rod, Outer Applications: 5200, 5300, 5400, 5500, 5210, 5310, 5410, 5510, 5415, 5415H, 5615, 5715, 5715HC, 5103, 5203, 5303, 5403, 5220, 5320, 5420, 5520 Features: MFWD	\$40.00
Description	Retail				
Tie Rod, Outer Applications: 5200, 5300, 5400, 5500, 5210, 5310, 5410, 5510, 5415, 5415H, 5615, 5715, 5715HC, 5103, 5203, 5303, 5403, 5220, 5320, 5420, 5520 Features: MFWD	\$40.00				
<b>Order No: WN-22512</b>					
	<table border="1"> <thead> <tr> <th>Description</th> <th>Retail</th> </tr> </thead> <tbody> <tr> <td>Tie Rod, Inner Applications: 2510, 2520, 3010, 3020, 4000, 4010, 4020, 60, 620, 630, 70, 720, 730 Features: Schwartz, RH Thread, Includes Jam Nut, Seal, Stud Nut</td> <td>\$31.28</td> </tr> </tbody> </table>	Description	Retail	Tie Rod, Inner Applications: 2510, 2520, 3010, 3020, 4000, 4010, 4020, 60, 620, 630, 70, 720, 730 Features: Schwartz, RH Thread, Includes Jam Nut, Seal, Stud Nut	\$31.28
Description	Retail				
Tie Rod, Inner Applications: 2510, 2520, 3010, 3020, 4000, 4010, 4020, 60, 620, 630, 70, 720, 730 Features: Schwartz, RH Thread, Includes Jam Nut, Seal, Stud Nut	\$31.28				
<b>Order No: WN-22513</b>					
	<table border="1"> <thead> <tr> <th>Description</th> <th>Retail</th> </tr> </thead> <tbody> <tr> <td>Tie Rod, Outer Applications: 300, 350, 400, 450, 460, 504, 544, 560, 656, 706, 756, 806, 856, H, Super H, M, Super M, MTA, Super MTA Features: Schwartz, Notched, w/Seal &amp; Stud Nut</td> <td>\$63.07</td> </tr> </tbody> </table>	Description	Retail	Tie Rod, Outer Applications: 300, 350, 400, 450, 460, 504, 544, 560, 656, 706, 756, 806, 856, H, Super H, M, Super M, MTA, Super MTA Features: Schwartz, Notched, w/Seal & Stud Nut	\$63.07
Description	Retail				
Tie Rod, Outer Applications: 300, 350, 400, 450, 460, 504, 544, 560, 656, 706, 756, 806, 856, H, Super H, M, Super M, MTA, Super MTA Features: Schwartz, Notched, w/Seal & Stud Nut	\$63.07				
<b>Order No: WN-22812</b>					
	<table border="1"> <thead> <tr> <th>Description</th> <th>Retail</th> </tr> </thead> <tbody> <tr> <td>Tie Rod, Inner Applications: 60, 70, 620, 630, 720, 730, 2510, 2520, 3010, 3020, 4000, 4010, 4020 Features: Schwartz, Tube Kit</td> <td>\$60.96</td> </tr> </tbody> </table>	Description	Retail	Tie Rod, Inner Applications: 60, 70, 620, 630, 720, 730, 2510, 2520, 3010, 3020, 4000, 4010, 4020 Features: Schwartz, Tube Kit	\$60.96
Description	Retail				
Tie Rod, Inner Applications: 60, 70, 620, 630, 720, 730, 2510, 2520, 3010, 3020, 4000, 4010, 4020 Features: Schwartz, Tube Kit	\$60.96				
<b>Order No: WN-22813</b>					
	<table border="1"> <thead> <tr> <th>Description</th> <th>Retail</th> </tr> </thead> <tbody> <tr> <td>Tie Rod, Outer Applications: 60, 70, 620, 630, 720, 730, 2510, 2520, 3010, 3020, 4000, 4010, 4020 Features: Schwartz, Notched</td> <td>\$53.31</td> </tr> </tbody> </table>	Description	Retail	Tie Rod, Outer Applications: 60, 70, 620, 630, 720, 730, 2510, 2520, 3010, 3020, 4000, 4010, 4020 Features: Schwartz, Notched	\$53.31
Description	Retail				
Tie Rod, Outer Applications: 60, 70, 620, 630, 720, 730, 2510, 2520, 3010, 3020, 4000, 4010, 4020 Features: Schwartz, Notched	\$53.31				
<b>Order No: WN-303109321</b>					
	<table border="1"> <thead> <tr> <th>Description</th> <th>Retail</th> </tr> </thead> <tbody> <tr> <td>Tie Rod, Tube Applications: 955 Features: 19.5" Long, 1" - 16 Thread</td> <td>\$14.00</td> </tr> </tbody> </table>	Description	Retail	Tie Rod, Tube Applications: 955 Features: 19.5" Long, 1" - 16 Thread	\$14.00
Description	Retail				
Tie Rod, Tube Applications: 955 Features: 19.5" Long, 1" - 16 Thread	\$14.00				
<b>Order No: WN-340054</b>					
	<table border="1"> <thead> <tr> <th>Description</th> <th>Retail</th> </tr> </thead> <tbody> <tr> <td>Tie Rod, Inner, Ball Joint Applications: 1550, 1750, 1850, 1950, 2140, 2250, 2350, 2355, 2450, 2550, 2555, 2650, 2750, 2850, 1640, 2040, 2040S, 5200, 5300, 5400, 5500, 5210, 5310, 5410, 5510, 5105, 5205, 5415, 5115H, 5615, 5715, 5715HC, 5090E, 5090EH, 5103, 5203, 5303, 5403, 5220, 5320, 5420, 5520, 5603, 5225, 5325, 5425 Features: A= 7", B= M20 x 1.5 RH Thread, C= M18 x 1.5 RH Thread (1640, 2040, 2040S, All S/N 430000-); Additional Models: 5525, 5625</td> <td>\$60.00</td> </tr> </tbody> </table>	Description	Retail	Tie Rod, Inner, Ball Joint Applications: 1550, 1750, 1850, 1950, 2140, 2250, 2350, 2355, 2450, 2550, 2555, 2650, 2750, 2850, 1640, 2040, 2040S, 5200, 5300, 5400, 5500, 5210, 5310, 5410, 5510, 5105, 5205, 5415, 5115H, 5615, 5715, 5715HC, 5090E, 5090EH, 5103, 5203, 5303, 5403, 5220, 5320, 5420, 5520, 5603, 5225, 5325, 5425 Features: A= 7", B= M20 x 1.5 RH Thread, C= M18 x 1.5 RH Thread (1640, 2040, 2040S, All S/N 430000-); Additional Models: 5525, 5625	\$60.00
Description	Retail				
Tie Rod, Inner, Ball Joint Applications: 1550, 1750, 1850, 1950, 2140, 2250, 2350, 2355, 2450, 2550, 2555, 2650, 2750, 2850, 1640, 2040, 2040S, 5200, 5300, 5400, 5500, 5210, 5310, 5410, 5510, 5105, 5205, 5415, 5115H, 5615, 5715, 5715HC, 5090E, 5090EH, 5103, 5203, 5303, 5403, 5220, 5320, 5420, 5520, 5603, 5225, 5325, 5425 Features: A= 7", B= M20 x 1.5 RH Thread, C= M18 x 1.5 RH Thread (1640, 2040, 2040S, All S/N 430000-); Additional Models: 5525, 5625	\$60.00				
<b>Order No: WN-5109553</b>					
	<table border="1"> <thead> <tr> <th>Description</th> <th>Retail</th> </tr> </thead> <tbody> <tr> <td>Tie Rod, Inner Applications: 310, 480 2WD Features: M20 x 1 RH Threads, 3.152" Long</td> <td>\$28.00</td> </tr> </tbody> </table>	Description	Retail	Tie Rod, Inner Applications: 310, 480 2WD Features: M20 x 1 RH Threads, 3.152" Long	\$28.00
Description	Retail				
Tie Rod, Inner Applications: 310, 480 2WD Features: M20 x 1 RH Threads, 3.152" Long	\$28.00				
<b>Order No: WN-60381</b>					
	<table border="1"> <thead> <tr> <th>Description</th> <th>Retail</th> </tr> </thead> <tbody> <tr> <td>Tie Rod, Boot Applications: 60, 70, 620, 630, 720, 730, 2510, 2520, 3010, 3020, 4000, 4010, 4020 Features: Schwartz Dust Seal</td> <td>\$3.50</td> </tr> </tbody> </table>	Description	Retail	Tie Rod, Boot Applications: 60, 70, 620, 630, 720, 730, 2510, 2520, 3010, 3020, 4000, 4010, 4020 Features: Schwartz Dust Seal	\$3.50
Description	Retail				
Tie Rod, Boot Applications: 60, 70, 620, 630, 720, 730, 2510, 2520, 3010, 3020, 4000, 4010, 4020 Features: Schwartz Dust Seal	\$3.50				
<b>Order No: WN-A41561</b>					

	<table border="1"> <thead> <tr> <th>Description</th> <th>Retail</th> </tr> </thead> <tbody> <tr> <td>Tie Rod, Clamp Applications: 955 Features: 1.265" ID, .87" Wide</td> <td>\$1.65</td> </tr> </tbody> </table>	Description	Retail	Tie Rod, Clamp Applications: 955 Features: 1.265" ID, .87" Wide	\$1.65
Description	Retail				
Tie Rod, Clamp Applications: 955 Features: 1.265" ID, .87" Wide	\$1.65				
<b>Order No: WN-AH101186</b>					
	<table border="1"> <thead> <tr> <th>Description</th> <th>Retail</th> </tr> </thead> <tbody> <tr> <td>Tie Rod, Outer, Short Applications: 6620, 7720, 8820 Features: A= 4.875". B= 1", 16 LH Thread 6620 S/N -502550, 7720 S/N -507350, 8820 S/N -513850, All w/ Heavy Duty Rear Axle</td> <td>\$29.00</td> </tr> </tbody> </table>	Description	Retail	Tie Rod, Outer, Short Applications: 6620, 7720, 8820 Features: A= 4.875". B= 1", 16 LH Thread 6620 S/N -502550, 7720 S/N -507350, 8820 S/N -513850, All w/ Heavy Duty Rear Axle	\$29.00
Description	Retail				
Tie Rod, Outer, Short Applications: 6620, 7720, 8820 Features: A= 4.875". B= 1", 16 LH Thread 6620 S/N -502550, 7720 S/N -507350, 8820 S/N -513850, All w/ Heavy Duty Rear Axle	\$29.00				
<b>Order No: WN-AL110956</b>					
	<table border="1"> <thead> <tr> <th>Description</th> <th>Retail</th> </tr> </thead> <tbody> <tr> <td>Tie Rod End - Right Hand Applications: 6200, 6200L, 6300, 6300L, 6400, 6400L, 6500, 6500L, SE6100, SE6200, SE6300, SE6400, 6100, 6200, 6300, 6400 Features: A= 11.25", B= M20 x 1.5 RH Thread, (SE6100, SE6200, SE6300, SE6400, 6100, 6200, 6300, 6400, All European Model)</td> <td>\$75.00</td> </tr> </tbody> </table>	Description	Retail	Tie Rod End - Right Hand Applications: 6200, 6200L, 6300, 6300L, 6400, 6400L, 6500, 6500L, SE6100, SE6200, SE6300, SE6400, 6100, 6200, 6300, 6400 Features: A= 11.25", B= M20 x 1.5 RH Thread, (SE6100, SE6200, SE6300, SE6400, 6100, 6200, 6300, 6400, All European Model)	\$75.00
Description	Retail				
Tie Rod End - Right Hand Applications: 6200, 6200L, 6300, 6300L, 6400, 6400L, 6500, 6500L, SE6100, SE6200, SE6300, SE6400, 6100, 6200, 6300, 6400 Features: A= 11.25", B= M20 x 1.5 RH Thread, (SE6100, SE6200, SE6300, SE6400, 6100, 6200, 6300, 6400, All European Model)	\$75.00				
<b>Order No: WN-AL110957</b>					
	<table border="1"> <thead> <tr> <th>Description</th> <th>Retail</th> </tr> </thead> <tbody> <tr> <td>Tie Rod End - Left Hand Applications: 6200, 6200L, 6300, 6300L, 6400, 6400L, 6500, 6500L, SE6100, SE6200, SE6300, SE6400, 6100, 6200, 6300, 6400 Features: 11.25" Long, M22 x 1.5 RH Thread (SE6100, SE6200, SE6300, SE6400, 6100, 6200, 6300, 6400, All European Model)</td> <td>\$75.00</td> </tr> </tbody> </table>	Description	Retail	Tie Rod End - Left Hand Applications: 6200, 6200L, 6300, 6300L, 6400, 6400L, 6500, 6500L, SE6100, SE6200, SE6300, SE6400, 6100, 6200, 6300, 6400 Features: 11.25" Long, M22 x 1.5 RH Thread (SE6100, SE6200, SE6300, SE6400, 6100, 6200, 6300, 6400, All European Model)	\$75.00
Description	Retail				
Tie Rod End - Left Hand Applications: 6200, 6200L, 6300, 6300L, 6400, 6400L, 6500, 6500L, SE6100, SE6200, SE6300, SE6400, 6100, 6200, 6300, 6400 Features: 11.25" Long, M22 x 1.5 RH Thread (SE6100, SE6200, SE6300, SE6400, 6100, 6200, 6300, 6400, All European Model)	\$75.00				
<b>Order No: WN-AL116740</b>					
	<table border="1"> <thead> <tr> <th>Description</th> <th>Retail</th> </tr> </thead> <tbody> <tr> <td>Tie Rod End, Outer Left Hand Applications: 6010, 6110, 6110L, 6210, 6210L, 6300, 6310, 6320, 6120, 6120L, 6220, 6220L, 6400, 6403, 6410, 6420, 6510, 6520, 6603, 6605, 7220, 7320, 7410, 6610, 6500 Features: 10" Long, M24 x 1.5" RH Thread 6603 (with AS2035), 6605, 7220, 7320 (with MFWD), 7410 (with ZF Front Axle)</td> <td>\$130.00</td> </tr> </tbody> </table>	Description	Retail	Tie Rod End, Outer Left Hand Applications: 6010, 6110, 6110L, 6210, 6210L, 6300, 6310, 6320, 6120, 6120L, 6220, 6220L, 6400, 6403, 6410, 6420, 6510, 6520, 6603, 6605, 7220, 7320, 7410, 6610, 6500 Features: 10" Long, M24 x 1.5" RH Thread 6603 (with AS2035), 6605, 7220, 7320 (with MFWD), 7410 (with ZF Front Axle)	\$130.00
Description	Retail				
Tie Rod End, Outer Left Hand Applications: 6010, 6110, 6110L, 6210, 6210L, 6300, 6310, 6320, 6120, 6120L, 6220, 6220L, 6400, 6403, 6410, 6420, 6510, 6520, 6603, 6605, 7220, 7320, 7410, 6610, 6500 Features: 10" Long, M24 x 1.5" RH Thread 6603 (with AS2035), 6605, 7220, 7320 (with MFWD), 7410 (with ZF Front Axle)	\$130.00				
<b>Order No: WN-AL116741</b>					
	<table border="1"> <thead> <tr> <th>Description</th> <th>Retail</th> </tr> </thead> <tbody> <tr> <td>Tie Rod End, Outer Right Hand Applications: 6010, 6110, 6110L, 6210, 6210L, 6300, 6310, 6310L, 6400, 6405, 6410, 6410L, 6500, 6510L, 6610 Features: 10" Long, M24 x 1.5" RH Thread 603 (with AS2035), 7320 (with MFWD), 7410 (with ZF Front Axle)</td> <td>\$130.00</td> </tr> </tbody> </table>	Description	Retail	Tie Rod End, Outer Right Hand Applications: 6010, 6110, 6110L, 6210, 6210L, 6300, 6310, 6310L, 6400, 6405, 6410, 6410L, 6500, 6510L, 6610 Features: 10" Long, M24 x 1.5" RH Thread 603 (with AS2035), 7320 (with MFWD), 7410 (with ZF Front Axle)	\$130.00
Description	Retail				
Tie Rod End, Outer Right Hand Applications: 6010, 6110, 6110L, 6210, 6210L, 6300, 6310, 6310L, 6400, 6405, 6410, 6410L, 6500, 6510L, 6610 Features: 10" Long, M24 x 1.5" RH Thread 603 (with AS2035), 7320 (with MFWD), 7410 (with ZF Front Axle)	\$130.00				
<b>Order No: WN-AL119215</b>					
	<table border="1"> <thead> <tr> <th>Description</th> <th>Retail</th> </tr> </thead> <tbody> <tr> <td>Tie Rod, Complete Applications: 6900, 7405, 7500, 6910, 6910S, 6920, 6920S, 7420, 7520 Features: All With APL2060 Axles (6900, 7405, 7500, All APL2060), (6910, 6910S, All APL2060/AS2060), (6920, 6920S, All AS2060/Early Model), (7420, 7520, All AS2060)</td> <td>\$175.00</td> </tr> </tbody> </table>	Description	Retail	Tie Rod, Complete Applications: 6900, 7405, 7500, 6910, 6910S, 6920, 6920S, 7420, 7520 Features: All With APL2060 Axles (6900, 7405, 7500, All APL2060), (6910, 6910S, All APL2060/AS2060), (6920, 6920S, All AS2060/Early Model), (7420, 7520, All AS2060)	\$175.00
Description	Retail				
Tie Rod, Complete Applications: 6900, 7405, 7500, 6910, 6910S, 6920, 6920S, 7420, 7520 Features: All With APL2060 Axles (6900, 7405, 7500, All APL2060), (6910, 6910S, All APL2060/AS2060), (6920, 6920S, All AS2060/Early Model), (7420, 7520, All AS2060)	\$175.00				
<b>Order No: WN-AL119379</b>					
	<table border="1"> <thead> <tr> <th>Description</th> <th>Retail</th> </tr> </thead> <tbody> <tr> <td>Tie Rod, Outer Applications: 6900 APL2060, 6910, 6910S, 6920, 6920S, 7420 AS2060, 7505, 7520 AS2060 Features: 9.375", RH Thread (6910, 6910S, All APL2060/AS2060), (6920, 6920S, All AS2060/Early Model)</td> <td>\$55.00</td> </tr> </tbody> </table>	Description	Retail	Tie Rod, Outer Applications: 6900 APL2060, 6910, 6910S, 6920, 6920S, 7420 AS2060, 7505, 7520 AS2060 Features: 9.375", RH Thread (6910, 6910S, All APL2060/AS2060), (6920, 6920S, All AS2060/Early Model)	\$55.00
Description	Retail				
Tie Rod, Outer Applications: 6900 APL2060, 6910, 6910S, 6920, 6920S, 7420 AS2060, 7505, 7520 AS2060 Features: 9.375", RH Thread (6910, 6910S, All APL2060/AS2060), (6920, 6920S, All AS2060/Early Model)	\$55.00				
<b>Order No: WN-AL161338</b>					
	<table border="1"> <thead> <tr> <th>Description</th> <th>Retail</th> </tr> </thead> <tbody> <tr> <td>Inner Tie Rod Ball Joint Applications: 6120, 6220, 6320, 6120L, 6220L, 6320L, 6420L, 6520L, 6215, 6415, 6230, 6330, 6430, 6415, 6100D, 6110D, 6115D, 6125D,</td> <td>\$95.00</td> </tr> </tbody> </table>	Description	Retail	Inner Tie Rod Ball Joint Applications: 6120, 6220, 6320, 6120L, 6220L, 6320L, 6420L, 6520L, 6215, 6415, 6230, 6330, 6430, 6415, 6100D, 6110D, 6115D, 6125D,	\$95.00
Description	Retail				
Inner Tie Rod Ball Joint Applications: 6120, 6220, 6320, 6120L, 6220L, 6320L, 6420L, 6520L, 6215, 6415, 6230, 6330, 6430, 6415, 6100D, 6110D, 6115D, 6125D,	\$95.00				

John Deere®




**Tractor: 2 Wheel Drive Front Axle and Steering**

**Steering Arms & Tie Rods: Tie Rods & Drag Links**


**Order No: WN-AL161338**

6130D, 6140D, 6105D, 6115D, 6140D, 6403, 6603


**Order No: WN-AL161341**

Description	Retail
 Tie Rod Applications: 6120, 6220, 6320, 6120L, 6220L, 6320L, 6420L, 6520L, 6215, 6415, 6230, 6330, 6430, 6415, 6100D, 6110D, 6115D, 6125D, 6130D, 6140D, 6105D, 6115D, 6140D, 6403, 6603 Features: Check Thread Size, 8.50" Length, M26x1.5RH, M24x1.5RH 6230 Premium, 6330 Premium, 6430 Premium	\$95.00

**Order No: WN-AL168701**

Description	Retail
 Tie Rod End Left Hand Applications: 2955, 3050, 3055, 3150, 3155, 3255, 3350, 3640, 3650, 3040, 3140 Features: 10.75" Long, M28 x 1.5 RH Thread (2955, 3050, 3055, 3150, 3155, 3255, 3350, 3640, 3650, All w/ MFWD), (3040, 3140, All w/MFWD S/N 430000-)	\$59.00


**Order No: WN-AL168711**

Description	Retail
 Tie Rod Inner Ball Joint Applications: 6010, 6110, 6110L, 6210, 6210L, 6300, 6310, 6310L, 6400, 6405, 6410, 6410L, 6500, 6510L, 6520, 6600, 6603, 6605, 6610, 6615, 6715, 6800, 6810, 7210, 7220, 7320, 7410 Features: A= 8.2", B= M22 X 1.5 RH Thread C=M24 x 1.5 RH Thread 6010 (APL2025/AS2025), 6110 (APL2025/2035 & AS2025/2035), 6120 (AS2025), 6210 (APL2025/2035 & AS2025/2035), 6215 (AS2025/AS2035), 6220 (AS2025), 6300 (APL2025/2035 & AS2025/2035), 6310 (APL2025/2035 & AS2025/2035), 6320 (AS2035), 6400 (APL2025/2035), 6403 (AS2035), 6405 (APL2025/2035 & AS2025/2035), 6410 (APL2025/2035 & AS2025/2035), 6410L (APL2025/2035 & AS2025/2035), 6410S (MFWD), 6415 (AS2025/AS2035), 6420 (AS2035), 6500 (APL2025/2035 & AS2025/2035), 6506 (MFWD), 6510 (MFWD), 6520, 6600 (MFWD), 6603 (AS2035), 6605 (MFWD), 6610 (MFWD), 6615 (AS2045), 6715 (AS2045), 6800 (APL2045/AS2045), 6810 (APL2045/AS2045), 7210 (w/ ZF Front Axle), 7220 (MFWD), 7320 (MFWD), 7410 (w/ ZF Front Axle)	\$95.00


**Order No: WN-AL178284**

Description	Retail
Ball Joint Applications: 6215, 6230, 66330, 6415, 6430, 6615, 6715, 7130, 7230, 7330 Features: Right And Left Hand, 9.50" Overall Length 6230, 6330, 6430, 7130, 7230 All s/n 647869-	\$84.58

**Order No: WN-AL208866**

Description	Retail
 Tie Rod, Assembly Applications: 7130, 7230, 7220, 7320, 7430, 7330, 7530, 6170R, 6140R, 6150R, 6150RH, 6170R, 6150M, 6170M, 6175R, 6145R, 6155R, 6155RH, 6140J, 6155J, 7420, 7520 Features: Includes Inner and Outer, All w/ 745/750 Front Axles	\$235.00


**Order No: WN-AL209419**

Description	Retail
 Tie Rod, Inner Applications: 7130, 7230, 7220, 7320, 7430, 7330, 7530, 6170R, 6140R, 6150R, 6150RH, 6150M, 6170M, 6175R, 6145R, 6155R, 6155RH, 6615,	\$69.00


6715, 6140M

Features: Ball Joint, All w/ 745/750 Front Axles


**Order No: WN-AL209601**

Description	Retail
 Tie Rod, Outer Applications: 6615, 6715, 7430, 7330, 7530, 7130, 7230, 6170R, 6140R, 6150R, 6140M, 6150M, 6170M, 6175R, 6145R, 6155R, 6155RH, 6140J, 6155J, 7420, 7520 Features: All w/ 745/750 Front Axles	\$120.00


**Order No: WN-AL37193**

Description	Retail
 Tie Rod, End Applications: 1640, 2040, 2040S, 2140, 2350, 2355, 2550, 2555, 2750, 2755, 2940, 2950, 2955, 3040, 3055, 3140, 6110, 6110L, 6120, 6120L, 6200, 6200L, 6210	\$57.25


**Order No: WN-AL37204**

Description	Retail
 Tie Rod, Outer Applications: 6110L, 6120L, 6200, 6200L, 6210L, 6220L, 6300, 6300L, 6310L, 6320L, 6400, 6400L, 6410L, 6420L, 6500, 6500L, 6510L, 6520L, Features: A= 18-3/4", B= 1-1/4"	\$65.00

**Order No: WN-AL37505**

Description	Retail
 Tie Rod, Outer Applications: 1640, 1830, 1840, 2030, 2040, 2040S, 2130, 2140, 2250, 2350, 2450, 2550, 2650, 2850, 2940, 2955, 3055, 3255 Features: A= 12.62", B= 0.865", 6 Notches	\$45.00


**Order No: WN-AL37523**

Description	Retail
 Tie Rod, Inner Applications: 2140, 3040, 3140 Features: A= 4.625", B= M24 x 1.5 RH Thread (2140, 3040, 3140, All S/N -449999)	\$23.00


**Order No: WN-AL38097**

Description	Retail
Tie Rod Applications: 1550, 1640, 1641, 1750, 1850, 1950, 2040, 2140, 2141, 2251, 2350, 2355, 2550, 2555, 2941, 2951 Features: 1641 S/N 000064-	\$123.11


**Order No: WN-AL38645**

Description	Retail
 Tie Rod End Applications: 1850N, 1950N, 2150, 2155, 2840, 3030, 3120, 3130 Features: A= 4.06", B= 24 mm - 1.25" Thread	\$40.00


**Order No: WN-AL38646**

Description	Retail
 Tie Rod End Applications: 2840, 3030, 3120, 3130 Features: A= 13.62", B= 0.865"	\$29.00

**Order No: WN-AL39019**

Description	Retail
 Tie Rod End Applications: 1020, 1030, 1040, 1120, 1140, 1530, 1550, 1630, 1641F, 1750, 1850, 1850N, 2020, 2120, 2150, 2155, 2355, 2255, 920, 940 Features: A= 9.25", B= 0.781" (2155, 2355 w/ Swept Back Axle)	\$25.00

**Order No: WN-AL39020**


Description	Retail
 Tie Rod, Inner Applications: 820, 830, 840, 920, 930, 940, 1020, 1030, 1040, 1120, 1130, 1140, 1350, 1530, 1550, 1630, 1640, 1641F, 1750, 1950N, 2020, 2120, 2150, 2155, 2250, 2255, 2755, 2855N Features: 5" Long, 1.125" ID Thread 2155 Swept	\$50.00

**Tractor: 2 Wheel Drive Front Axle and Steering  
Steering Arms & Tie Rods: Tie Rods & Drag Links**


**Order No: WN-AL39020**

Back Axle, 2855N (with Swept Back Axle)


**Order No: WN-AL39024**

Description	Retail
 Tie Rod End Outer Applications: 840, 940, 1020, 1030, 1040, 1120, 1130, 1140, 1350, 1550, 1630, 1640, 1750, 1850, 1950, 2020, 2120, 2155, 2250, 2350, 2355, 2550, 2555, 2755 Features: A= 14.509", , B= 0.781", 13 Notches 2155 w/Straight Axle	\$26.00

**Order No: WN-AL39036**

Description	Retail
 Axle, Drag Link Applications: 840, 940, 1040, 1140, 1350, 1550, 1750, 1850, 2040, 2150, 2155, 2250 Features: A= 35.750", B=1.100" 2155 S/N -720980	\$134.86

**Order No: WN-AL39319**

Description	Retail
 Tie Rod End Applications: 1550, 1640, 2040, 1750, 1850, 1950, 2140, 2250, 2350, 2355, 2450, 2550, 2555, 2650, 2750, 2755, 2850 Features: 9.75" Long, M22 x 1.5 RH Thread (1640, 2040, 2040S, All S/N 430000-)	\$48.00

**Order No: WN-AL55433**

Description	Retail
Tie Rod Applications: 2955, 3040, 3050, 3055, 3150, 3155, 3255, 3350, 3640 Features: Right Hand	\$283.99


**Order No: WN-AL58013**

Description	Retail
Tie Rod End Applications: 2140, 2750, 2950, 3040, 3050, 3140, 3350 Features: LH, 11.750" Long (2140, 2750 s/n 024906-), (2950, 3040, 3140 s/n 026317-)	\$176.69


**Order No: WN-AL58014**

Description	Retail
Tie Rod End Applications: 2140, 2750, 2950, 3040, 3050, 3140, 3350 Features: LH, 11.750" Long (2140, 2750 s/n 024906-), (2950, 3040, 3140 s/n026317-)	\$178.68

**Order No: WN-AL60161**


Description	Retail
 Tie Rod, End Applications: 2140, 2750, 2950, 3040, 3050, 3140, 3350, 210C, 300D, 310C, 310D, 315C, 410C, 410D, 482C, 510C, 510D, 610C Features: 8-1/4" Long, M22 x 1.5 RH Threads & M24 x 1.5 RH Threads	\$65.00

**Order No: WN-AL68253**

Description	Retail
 Tie Rod End Applications: 2955, 3040, 3050, 3055, 3140, 3150, 3155, 3255, 3350, 3640, 3650, 6900, 7405, 7420, 7500, 7505, 7510, 7520, 6910, 6910S, 6920 Features: A= 9", B= M24 x 1.5 RH Thread, C= M28 x 1.5 RH Thread 6900 APL2060, 6910 APL2060/AS2060, 6910S APL2060/AS2060, 6920 AS2060/Early Model, 6920 AS2060/Early Model, 6920S AS2060/Early Model, 7405 APL2060, 7420 AS2060, 7500 APL2060, 7505, 7510 w/ ZF Front Axle / Tractor S/N 053665-, Except Hi-Crop, 7520 AS2060	\$100.00
Tie Rod End Applications: AC, JD	\$100.00

Features: A= 9", B= M24 x 1.5 RH Thread, C= M28 x 1.5 RH Thread (6900, 7405, & 7240 with APL2060), (6910 & 6910S with APL2060/AS2060), 7510 (s/n 053665-later)7510


**Order No: WN-AL68255**

Description	Retail
 Tie Rod End Right Hand Thread Applications: 2955, 3040, 3050, 3055, 3140, 3150, 3155, 3255, 3350, 3640, 3650 Features: A= 10.75", B= M28 x 1.5 RH Thread 2955, 3040, 3050, 3055, 3140, 3150, 3155, 3255, 3350, 3640, 3650 All w/ MFWD Not for use on heavy duty type axles	\$65.00


**Order No: WN-AL68724**

Description	Retail
Tie Rod Applications: 2950, 2955, 3040, 3050, 3140, 3150, 3350, 6010, 6020, 6100, 6110, 6120, 6130, 6200, 6210, 6220, 6230, 6300, 6310, 6320, 6330, 6400, 6403, 6405 Features: 26-1/4" Long, 1-1/4" Diameter	\$246.53


**Order No: WN-AL68726**

Description	Retail
 Tie Rod Applications: 2355, 2555, 2755, 2955 Features: Notched 2355, 2555, 2755, 2955, All With 60" - 88" Tread	\$303.76


**Order No: WN-AL69818**

Description	Retail
 Tie Rod Assembly Applications: 2955, 3040, 3050, 3055, 3140, 3150, 3155, 3255, 3350, 3640, 3640S, 3650 Features: LH, For use on HD Front Axles Only 3040, 3140 (both w/ APL350 Front Axle s/n 430000-), 3050, 3350 (both w/ APL350 Front Axle)	\$159.00


**Order No: WN-AL80541**

Description	Retail
 Tie Rod, Inner Applications: 6200, 6200L, 6300L, 6400L Features: (6200, 6200L, 6300L, 6400L, All w/ APL2025 Front Axle)	\$65.00


**Order No: WN-AL82826**

Description	Retail
 Tie Rod End Applications: 1640, 1830, 1840, 2030, 2040, 2040S, 2130, 2140, 2250, 2350, 2355, 2450, 2550, 2555, 2650, 2750, 2755, 2850, 2855N Features: 3.88" Long, 24 mm Diameter, 1.5 Thread	\$23.00

**Order No: WN-AM3951T**

Description	Retail
 Tie Rod End Applications: 320, 330, 40, 420, 430, 1010 Features: A= 11.125", B= 0.608" (320, 330, 40, 420, 430, All w/ Std Front Axle)	\$60.00

**Order No: WN-AM496T**

Description	Retail
 Tie Rod, Inner Applications: 320, 330, 40, 420, 430, M, 1010 Features: A= 3.12", B= 0.687", 18 RH Thread (320, 330, 40, 420, 430 All w/ Std Front Axle), M w/ Std & Adjustable Front Axle	\$20.00

**Order No: WN-AM878081**

Description	Retail
Outer Tie Rod End Applications: 1050, 3005, 655, 670, 755, 756, 770, 790, 850, 855, 856, 950, 955, 3225, F1145, 1420, 1435, 1445, 1545, 1550, 1565, 1570, 1575, 1580, 1585, 1600, 1620, 3325 Features: 3.12" Length, M17x1.5 RH Thread (1050, 3005, 655, 755, 756, 850, 855, 856, 950 all 2WD and MFWD), (670, 770, 790 all MFWD and 2WD w/ manual or Power	\$27.47

John Deere®

**Tractor: 2 Wheel Drive Front Axle and Steering**

**Steering Arms & Tie Rods: Tie Rods & Drag Links**

**Order No: WN-AM878081**

Steering), (955 MFWD), (3225 S/N 800001- 2WD), (F1145, 1435, 1445, 1545, 1565, 1575, 1580, 1585, 1600, 1600 TURBO, 1600 TURBO II, 1620 all Rear Axle 4WD), (1550, 1570 all Rear Axle RH on 4WD, RH/LH on 2WD), (3325 Rear Axle 2WD)


**Order No: WN-AM878082**

**Description** **Retail**

Tie Rod End  
 Applications: 1050, 3005, 650, 655, 670, 750, 755, 756, 770, 790, 850, 855, 856, 950, 955, F1145, 1420, 1435, 1445, 1545, 1550, 1565, 1570, 1575, 1580, 1585, 1600, 1620, 3325, 3365  
 Features: 3.12" Length, M17x1.5 LH Thread (1050, 655, 670, 755, 756, 770, 790, 850, 855, 856 all LH Side, MFWD or 2WD), (3005 2WD), (650, 750 all LH Side, MFWD Tie Rod, Power Steering Valve End), (950 LH Side, MFWD Tie Rod, MFWD Drag Link, 2WD Tie), (F1145, 1420, 1435, 1445, 1545, 1550, 1565, 1570, 1575, 1580, 1585, 1600, 1600 TURBO, 1600 TURBO II, 1620 all LH Side, MFWD), (3325 LH Side S/N 800001-), (3365 LH Side, 2WD)


**Order No: WN-AR21945**

**Description** **Retail**

 Tie Rod, Inner  
 Applications: 520, 530, 620, 630, 720, 730, 820, 830  
 Features: A= 3.35", B= 0.687" - 18 LH Thread 820 2 Cyl, 830 2 Cyl


**Order No: WN-AR27351**

**Description** **Retail**

 Tie Rod, Inner  
 Applications: 1020, 1520, 2030, 300, 300B, 301A, 302, 310, 400, 401, 2510, 2520, 3010, 3020, 4000, 4010, 4020, 4230, 4320  
 Features: A=3.875", B=.875" Right Hand Thread (1020, 1520, 2030, 300, 300B, 301A, 302, 310, 400, 401 All w/ Fixed Front Axles)


**Order No: WN-AR27430**

**Description** **Retail**

 Tie Rod, Outer  
 Applications: 300, 300B, 301, 302, 302A, 310, 380, 400, 401, 401B, 401C, 1020, 1520, 2030, 2510, 2520, 3010, 3020, 4000, 4010, 4020, 4230, 4320  
 Features: A= 3.844", B= .875 LH Thread (300, 300B, 301, 302, 302A, 310, 380, 400, 401, 401B, 401C All with Fixed Tread Standard Front Axles)(1020, 1520, 2030 With Fixed Front Axle), (2510, 2520, 3010, 3020, 4000, 4010, 4020, 4230, 4320 With Fixed Tread Standard Front Axle)


**Order No: WN-AR44332**

**Description** **Retail**

 Tie Rod Assembly  
 Applications: 2510, 2520, 3010, 3020, 4000, 4010, 4020, 4230, 4320  
 Features: Row Crop, Includes Inner & Outer Tie Rod Ends & Tubes Complete Tie Rod Assembly


**Order No: WN-AR44334**

**Description** **Retail**

 Tie Rod Assembly  
 Applications: 2510, 2520, 3010, 3020, 4000, 4010, 4020, 4230, 4320  
 Features: 4230 All w/ 88" Wide Tread


**Order No: WN-AR44335**

**Description** **Retail**

 Tie Rod, Complete Assembly  
 Applications: 4030, 4040, 4050, 4055, 4230, 4240, 4250, 4255, 4430, 4440, 4450, 4455  
 Features: All with Narrow Row Wide Front Axle


**Order No: WN-AR44336**

**Description** **Retail**

 Tie Rod, Assembly  
 Applications: 4030, 4040, 4050, 4055, 4230, 4240, 4250, 4255, 4430, 4440, 4450, 4455  
 Features: For Regular Adjustable Wide Front 4455 All w/ Reg Wide Front Axle


**Order No: WN-AR44337**

**Description** **Retail**

 Complete Tie Rod Assembly  
 Applications: 4030, 4040, 4050, 4055, 4230, 4240, 4250, 4255, 4430, 4440, 4450, 4455  
 Features: (4030, 4040, 4050, 4055, 4230, 4240, 4250, 4255, 4430, 4440, 4450, 4455), All with Extra Wide Row Front Axles


**Order No: WN-AR44340**

**Description** **Retail**

 Tie Rod Assembly Complete  
 Applications: 4555, 4560, 4630, 4640, 4650, 4760  
 Features: For Regular Adjustable Wide Front Axle Complete Tie Rod Assembly


**Order No: WN-AR44343**

**Description** **Retail**

 Tie Rod Assembly  
 Applications: 4840, 4850, 4955, 4960  
 Features: Complete Tie Rod Assembly (4840, 4850, 4955, 4960, All with Regular Wide Front Axle)


**Order No: WN-AR51584**

**Description** **Retail**

 Tie Rod, Outer  
 Applications: 2510, 2520, 3030, 3020, 4000, 4010, 4020, 4230, 4320, 9900  
 Features: A= 12.75", B= 1", C= 11 - 0.375" Holes


**Order No: WN-AR54637**

**Description** **Retail**

 Tie Rod Assembly  
 Applications: 301, 401, 1020, 1030, 1040, 1120, 1130, 1140, 1520, 1530, 1630, 1640, 2020, 2030, 2120, 2140, 2240, 2440, 2640  
 Features: 301 Straight Axle, 401 Straight Axle, 1020 Straight Axle 48"-80", 1520 Straight Axle 48"-80", 1530 Straight Axle with 38" Rear Tires, 2020 Straight Axle 48"-80", 2030 Straight Axle 48"-80", 2140 S/N -349999 Straight Axle, 2240 S/N -349999 Straight Axle with 38" Rear Tires, 2640 Straight Axle 53"-79"


**Order No: WN-AR63587**

**Description** **Retail**

 Tie Rod, Outer  
 Applications: 4040, 4230, 4240, 4430, 4440, 4630, 4640  
 Features: A= 22.5", B= 1.116", 9 Cross Holes 4040, 4230, 4240, 4430, 4440, 4630, 4640 S/N -2436, All w/ Power Front


**Order No: WN-AR63588**

**Description** **Retail**

 Tie Rod, Inner  
 Applications: 4030, 4040, 4050, 4055, 4230, 4240, 4250, 4255, 4430, 4440, 4450, 4455, 6500, 6600, 6700, 7445, 9910, 9920, 9930  
 Features: 3.812" Length, 0.875" Diameter, Right Hand Threads (6500, 6600, 6700 All Self Propelled)

**Order No: WN-AR63589**

**Description** **Retail**


 Tie Rod, Inner  
 Applications: 4555, 4560, 4630, 4640, 4650, 4755, 4760, 9940, 9950, 9960, 9965, 9970  
 Features: A=3.437", B=1.000" Right Hand Thread (4555, 4560, 4630, 4640, 4650, 4755, 4760 with Regular Wide Front Axle),




**Tractor: 2 Wheel Drive Front Axle and Steering**

**Steering Arms & Tie Rods: Tie Rods & Drag Links**


Order No: WN-AR63590

Description	Retail
 Tie Rod, Inner Applications: 4040, 4230, 4240, 4250, 4430, 4440, 4555, 4560, 4630, 4640, 4650, 4755, 4760, 7200, 7210, 7220, 7320, 7400, 7410, 7420, 7510, 7600, 7610, 7700, 7710, 7800, 7810 Features: A= 4.187", B= 1", 16 Thread	\$15.00


Order No: WN-AR63591

Description	Retail
 Tie Rod End Applications: 4030, 4040, 4050, 4055, 4230, 4240, 4250, 4255, 4430, 4440, 4450, 4455, 4455 Features: A= 14.25", B= 0.995", 7 Cross Holes 4455 w/ Narrow Row Wide Front Axle	\$45.00


Order No: WN-AR63592

Description	Retail
 Tie Rod, Outer Applications: 4030, 4040, 4050, 4055, 4230, 4240, 4250, 4255, 4430, 4440, 4450, 4455, 9910, 9920 Features: A= 16", B= 1", 8 Holes 4030 w/ Reg Wide Front Axles	\$35.00


Order No: WN-AR63593

Description	Retail
 Tie Rod End Outer Applications: 4030, 4040, 4050, 4055, 4230, 4240, 4250, 4255, 4430, 4440, 4450, 7445, 9920, 9930 Features: A= 18.75", B= 0.99" (4030, 4040, 4050, 4055, 4230, 4240, 4250, 4255, 4430, 4440, 4450, 4455, All w/Extra Wide Row Front Axles),	\$40.00


Order No: WN-AR63833

Description	Retail
 Tie Rod, Outer Applications: 4555, 4560, 4630, 4640, 4650, 4755, 4760, 9940, 9950 Features: A= 16.25", B= 1.116", 8 Holes (4555, 4560, 4630, 4640, 4650, 4755, 4760 All w/ Reg Wide Front Axle)	\$45.00


Order No: WN-AR68818

Description	Retail
 Tie Rod, Complete, Drag Link Applications: 1020, 1520, 1530, 2040, 2240, 300, 301, 310, 820, 830 Features: A= 35.781", B= 1", 820 3 Cyl, 830 3 Cyl	\$85.00


Order No: WN-AR74131

Description	Retail
 Tie Rod End Applications: 2355, 2555, 2750, 2755, 500, 5010, 5020, 6030 Features: 3.75" Long, 1" Diameter - 16 Right Hand (2355, 2555, 2750, 2755, All RH GP Tractors), (5010, 5020, 6030, All Std / Fixed Axles)	\$40.00


Order No: WN-AR74132

Description	Retail
 Tie Rod, Inner Applications: 2355, 2555, 2750, 2755, 500, 5020, 6030 Features: A= 3.75", B= 1" - 16 Left Hand (2355, 2555, 2750, 2755, All LH GP Tractors), (5020, 6030, All w/ Fixed Axle)	\$50.00


Order No: WN-AR85943

Description	Retail
 Tie Rod End Applications: 4040, 4240, 4440, 4640, 4840, 4850, 4955, 4960 Features: A= 4.871", B= 1.125" - 12 Thread, Wide Adjustable Axle 4640 s/n 2437- w/ PFWD, (4840, 4850, 4955, 4960, All w/ Extra Wide Front)	\$23.00


Order No: WN-AR85944

Description	Retail
 Tie Rod, Outer Applications: 4840, 4850, 4955, 4960 Features: A= 18.5", B= 1.186", 9 Cross Holes, Wide Adjustable 4840, 4850, 4955, 4960, All w/ Extra Wide Front	\$50.00


Order No: WN-AR85945

Description	Retail
 Tie Rod, Inner Applications: 4840, 4850, 4955, 4960 Features: Regular Adjustable 4840, 4850, 4955, 4960 All w/ Reg Wide Front Axles	\$29.00


Order No: WN-AR85946

Description	Retail
 Tie Rod, Outer Applications: 4840, 4850, 4955, 4960 Features: 8 Holes, A=15.875", B=1.178", Regular Adjustable (4840, 4850, 4955, 4960 All w/ Reg Wide Front Axles)	\$45.00


Order No: WN-AR85947

Description	Retail
 Tie Rod, Outer Applications: 4040, 4240, 4440, 4640 Features: A= 21", B= 1.18", 8 Cross Holes 4640 S/N 2437- w/ PFWD	\$45.00


Order No: WN-AR91711

Description	Retail
 Drag Link Assembly Applications: 2020, 2030, 2440, 2630, 2640, 401 Features: A= 40.75", B= 1.062" Ball Joint Ends Are Rotated 90 Degrees 2640 S/N -340999	\$65.00


Order No: WN-AT15931

Description	Retail
 Tie Rod, Inner Applications: 1010 Features: A=3.190", B=.687", 18 NF Thread 1010 S/N 31005-42000	\$43.21


Order No: WN-AT19823

Description	Retail
 Tie Rod Complete Applications: 1020, 1520, 2030, 300, 300B, 301A, 302, 302A, 310, 380, 400, 401, 401B, 401C, 480, 480A, 480B Features: For Fixed Front Axles (All w/ Fixed Front Axles: 1020, 1520, 2030, 300, 300B, 301A, 302, 302A, 310, 380, 400, 401, 401B, 401C, 480, 480A, 480B)	\$90.00


Order No: WN-AT20943

Description	Retail
 Tie Rod End Applications: 1020, 1520, 2020, 300, 400 Features: A=12.500", B=.750", 11 Notches 1020, 1520, 2020 All w/ Swept Back Adj Axle 48"-78"	\$35.00

Order No: WN-AT23583

Description	Retail
 Tie Rod, Outer Applications: 1020, 1520, 1530, 2020, 2030, 2240, 2440, 2630, 2640 Features: A=17.250", B=.750", 15 Grooves	\$35.00

Order No: WN-AT23885

Description	Retail
 Tie Rod, Outer Applications: 1020, 1040, 1120, 1140, 1530, 2020, 2030, 2040, 2150, 2240, 2255, 2440, 2630, 2640, 300, 301, 301a, 302, 400, 401, 401b, 830, 840, 930, 940 Features: A= 12.25", B= 0.781", 11 Notches 830 3Cyl	\$30.00


Order No: WN-AT23886

John Deere®


**Tractor: 2 Wheel Drive Front Axle and Steering**

**Steering Arms & Tie Rods: Tie Rods & Drag Links**


Order No: WN-AT23886

Description	Retail
 Tie Rod, Inner Applications: 1020, 1520, 1530, 2020, 2030, 2240, 2440, 2630, 2640, 300, 400 Features: 5", 1" ID Thread	\$28.00


Order No: WN-AT27130

Description	Retail
 Tie Rod, Inner Applications: 1020, 1030, 1040, 1120, 1130, 1140, 1520, 1530, 1630, 1640, 1641F, 1840, 2020, 2030, 2040, 2120, 2150, 2240, 2255, 2440, 2630, 2640, 301A, 820 Features: 5", 1.125" ID Thread	\$35.00

Order No: WN-AT27131

Description	Retail
 Tie Rod, Outer Applications: 1020, 1030, 1040, 1120, 1130, 1140, 1530, 1630, 1641F, 2020, 2030, 2040, 2120, 2150, 2240, 2255, 820, 830, 920, 940 Features: 9.25" Long, .781" Tube Diameter, 8 Notches 820 3 Cyl, 830 3 Cyl	\$45.00


Order No: WN-AT27134

Description	Retail
 Tie Rod End Applications: 301, 401, 840, 940, 1020, 1030, 1040, 1120, 1130, 1140, 1520, 1530, 1630, 1640, 2020, 2030, 2120, 2240, 2440, 2630, 2640 Features: 14.509" Long, 0.781" Diameter, 13 Notches	\$35.00

Order No: WN-FDS336

Description	Retail
Tie Rod, Boot Applications: Various Features: Base=1.2000", Height=0.475", Hole=0.500"	\$3.90

Order No: WN-L32311

Description	Retail
 Tie Rod, Tube Applications: 2840, 3030, 3120, 3130 Features: 15.69" Long, 0.888" ID, M24 x 1.5 RH Thread	\$15.00


Order No: WN-L64252

Description	Retail
Tie Rod, Tube Applications: 2350, 2355, 2550, 2555, 2750, 755, 2950, 2955 Features: 38.250" Long	\$121.76

Order No: WN-LVA10728

Description	Retail
 Tie Rod, End Applications: 3120, 3203, 3320, 3520, 3720, 4120, 4200, 4210, 4300, 4310, 4320, 4400, 4410, 4510, 4520, 4600, 4610, 4700, 4710, 4720 Features: MFWD, RH Threads (3120, 3320, 3520, 3720 Early s/n), (4120, 4320, 4520, 4720 s/n -470000 )	\$58.49

Order No: WN-M2301T


Description	Retail
 Tie Rod, Clamp Applications: 5010, JD500, JD600, 5020, 6030, 4230, 4430, 4630, 4040, 4240, 4440, 4640, 4650, 4555, 4755, 7600, 7700, 7800, 4560, 4760, 7200, 7400, 7210, 7410, 7510, 7610, 7710, 7810, 2750, 2755, 2355, 2555, 7330, 7130, 7230, 6140R, 6150R, 6150RH, 6150M, 6170M, 6145R, 6155R, 6155RH, 7220, 7320 Features: 7420, 7520, 6145M, 6155M, 6145R, 6155R, 6155RH, 6620, 7720 All w/ Adjustable	\$6.00

Rear Axle, 8820, 9600, CTS, 9660, 9560, 9560SH, 310, 310A, 310B, 401D, 610, 480C, 500, 500A, 500B, 500C, 510, 600, 700A, 760, 760A, 9940, 9950, 9965, 9960


Order No: WN-R206539

Description	Retail
Tie Rod End Applications: 5105, 5205 Features: LH, 2WD, 3.75" Length, M22 x 1.5OH Thread	\$89.24


Order No: WN-R28021

Description	Retail
 Tie Rod, Tube, Large Outer Applications: 2510, 2520, 3010, 3020, 4000, 4010, 4020, 4230, 4320, 9900 Features: A= 12.375" Long, B= 7/8 x 18 RH Thread, C= 1.375" ID	\$32.00


Order No: WN-R28022

Description	Retail
 Tie Rod, Tube, Small Inner Applications: 2510, 2520, 3010, 3020, 4000, 4010, 4020, 4230, 4320, 9900	\$20.00


Order No: WN-R28023

Description	Retail
 Tie Rod, Clamp Applications: 1020, 1520, 2030, 2510, 2520, 301A, 3010, 3020, 4000, 4010, 4020, 4030, 4040, 4020, 4030, 4040, 4050, 4055, 4230 Features: Fixed Tread and Adjustable Axle (1020, 1520, 2030 All w/Fixed Front Axles)	\$1.50


Order No: WN-R28024

Description	Retail
 Tie Rod, Clamp, Wedge Block Applications: 2510, 2520, 3010, 3020, 3300, 4000, 4020, 4230, 4240, 4320, 4400, 4420, 4430, 4440, 4555, 4560, 4630, 4755, 4760, 4955, 6600, 6620, 7700, 7720 Features: 4 Used, Comes as Pack of 2 Priced each	\$2.15


Order No: WN-R28115

Description	Retail
 Tie Rod, Tube, Left Hand Applications: 3010, 3020, 4000, 4010, 4020, 4230, 4320 Features: 19.375" Long (3010, 3020, 4000, 4010, 4020, 4230, 4320 All w/ Fixed Tread Standard Front Axle)	\$25.00


Order No: WN-R54963

Description	Retail
 Tie Rod, Tube Applications: 4030, 4040, 4050, 4055, 4230, 4240, 4250, 4255, 4430, 4440, 4450, 4455, 9920 Features: 17.5" Long 4030, 4040, 4050, 4055, 4230, 4240, 4250, 4255, 4430, 4440, 4450, 4455, All w/Regular Adjustable Axle	\$20.00

Order No: WN-R54964

Description	Retail
 Tie Rod Tube Applications: 4030, 4040, 4050, 4055, 4230, 4240, 4250, 4255, 4430, 4440, 4450, 4455 Features: 15.375" Long, For Narrow Adjustable Axle (4030, 4040, 4050, 4055, 4230, 4240, 4250, 4255, 4430, 4440, 4450, 4455 All w/ Narrow Row Wide Front Axle)	\$19.50

Order No: WN-R54965


Description	Retail
 Tie Rod, Tube Applications: 4030, 4040, 4050, 4055, 4230, 4240, 4250, 4255, 4430, 4440, 4450, 4455, 9920 Features: 20-1/2" Long, For Wide Adjustable Axle (4030, 4040, 4050, 4055, 4230, 4240, 4250, 4255,	\$55.00

**Tractor: 2 Wheel Drive Front Axle and Steering  
Steering Arms & Tie Rods: Tie Rods & Drag Links**

**Order No: WN-R54965**

4430, 4440, 4450, 4455, All w/ Extra Wide Row Front Axles)


**Order No: WN-R55075**

Description	Retail
 Tie Rod Tube Applications: 4040, 4230, 4240, 4250, 4430, 4440, 4555, 4560, 4630, 9940, 9950 Features: 17.375" Long (4040, 4230, 4240, 4250, 4430, 4440, All Power Front Axles), (4555, 4560, All Reg Wide Front Axle), 4630 Power Front Wheel	\$23.00


**Order No: WN-R66303**

Description	Retail
 Tie Rod, Tube Applications: 4040, 4240, 4440, 4640 Features: 19.75" Long 4640 S/N 2437- w/ PFWD	\$65.00


**Order No: WN-R66304**

Description	Retail
 Tie Rod, Tube Applications: 4840, 4850, 4955, 4960 Features: 20.75" Long, Wide Adjustable All with Extra Wide Front	\$39.00


**Order No: WN-R66305**

Description	Retail
 Tie Rod Tube Applications: 4840, 4850, 4955, 4960 Features: 17" Long, 1.125x12 Thread, 1.215" I.D., Reg. Wide Front Axles	\$113.38


**Order No: WN-R78024**

Description	Retail
 Tie Rod Tube Applications: 4050, 4055, 4250, 4255, 4450, 4455, 4650, 4655, 4755, 4760, 4850, 4955, 4960 Features: 19.5" Long 4050, 4055, 4250, 4255, 4450, 4455, 4650, 4655, 4755, 4760, 4850, 4955, 4960 All with MFWD	\$25.00


**Order No: WN-R78025**

Description	Retail
 Tie Rod Jam Nut Applications: 7200, 7210, 7400, 7410, 7510, 7600, 7610, 7700, 7710, 7800, 7810, CTS, 9400, 9410, 9450, 9500, 9510, 9510SH, 9540, 9550, 9580, 9600, 9610, 9640, 9650, 9660, 9680, 9780 CTS Features: Use WN-R78025 RH 12 Thread, 1.125"	\$8.14


**Order No: WN-RE12324**

Description	Retail
 Tie Rod Assembly Applications: 4050, 4055, 4250, 4255, 4450, 4455, 4555, 4560, 4650, 4755, 4760, 4850, 4955, 4950 Features: MFWD Only 4050, 4055, 4250, 4255, 4450, 4455, 4555, 4560, 4650, 4755, 4760, 4850, 4955, 4950 All w/ MFWD	\$99.00

**Order No: WN-RE12325**

Description	Retail
 Tie Rod, Inner Applications: 4050, 4055, 4250, 4255, 4450, 4455, 4555, 4560, 4650, 4755, 4760, 4850, 4955, 4960, 7600, 7700, 7800, 9400, 9500, 9510, 9550, 9600, 9660, 9650 Features: A=5.875", B=1.125" Right Hand Thread, For Tractors w/ MFWD 7600, 7800 (with S/N before 036466 with MFWD)	\$50.00


**Order No: WN-RE12326**

Description	Retail
 Tie Rod Outer Applications: 4050, 4055, 4250, 4255, 4450, 4455, 4555, 4560, 4650, 4755, 4760, 4850, 4955, 4960, 7600, 7700, 7800, 9450, 9500, 9510, 9550, 9560,	\$55.00


9650, 9660

Features: A= 5.875", B= 1.125" LH Thread (4050, 4055, 4250, 4255, 4450, 4455, 4555, 4560, 4650, 4755, 4760, 4850, 4955, 4960, 7600 S/N before 036466, 7700(S/N before 036466, 7800) All with MFWD


**Order No: WN-RE173540**

Description	Retail
 Outer Tie Rod, RH Applications: 8100, 8110, 8130, 8200, 8210, 8220, 8225R, 8230, 8245R, 8270R, 8295R, 8235R, 8230R, 8285R, 8295R, 8300, 8320, 8330, 8400, 8420, 8430, 8520	\$145.00


**Order No: WN-RE173541**

Description	Retail
 Inner Tie Rod, LH Applications: 8100, 8110, 8130, 8200, 8210, 8220, 8225R, 8230, 8245R, 8270R, 8295R, 8235R, 8230R, 8285R, 8295R, 8300, 8320, 8330, 8400, 8420, 8430, 8520	\$145.00


**Order No: WN-RE217817**

Description	Retail
 Tie Rod, Ball Joint Applications: 5200, 5300, 5400, 5500, 5210, 5310, 5410, 5510, 5415, 5415H, 5615, 5715, 5715HC, 5103, 5203, 5303, 5403, 5220, 5320, 5420, 5520 Features: 2wd Steering Cylinder End	\$60.00


**Order No: WN-RE46000**

Description	Retail
 Tie Rod, Outer Applications: 5200, 5300, 5400, 5500, 5210, 5310, 5410, 5510, 5415, 5415H, 5615, 5715, 5715HC, 5103, 5203, 5303, 5403, 5220, 5320, 5420, 5520 Features: 2wd	\$70.00

**Order No: WN-RE55066**

Description	Retail
 Tie Rod, Assembly Applications: 5105, 5205, 5200, 5300, 5400, 5500, 5210, 5310, 5410, 5510, 5220, 5320, 5420, 5520, 5615, 5715 Features: MFWD 5105 S/N -411494, 5205 S/N -421397, 5200 with Axle S/N 1466-, 5300 with Axle S/N 1466-, 5400 with Axle S/N 1466-, 5220 S/N -420010 with Collar shift Transmission, 5320 S/N -430008 with Collar shift Transmission, 5420 S/N -440014 with Collar shift Transmission, 5520 S/N -450004 with Collar shift Transmission, 5615 Turkish Edition, 5715 Turkish Edition	\$99.00

**Order No: WN-RE66620**

Description	Retail
 Tie Rod, Assembly Applications: 7700, 7200, 7210, 7400, 7410, 7510, 7600, 7610, 7710, 7800, 7810 Features: Includes Tube, Left & Right Hand Tie Rods, and Jam Nuts 7700 S/N 036467-, 7600 S/N 036467-, 7800 S/N 036467-, 7810, All With MFWD	\$275.44

**Order No: WN-RE66622**

Description	Retail
 Tie Rod, End Applications: 7200, 7210, 7400, 7410, 7510, 7600, 7610, 7700, 7710, 7800, 7810 Features: A=5.50", B=1-1/8", 12 UNF Right Hand Thread, MFWD 7600 s/n 036467, 7700 s/n 036467-, 7800 s/n 036467-	\$70.90

**Order No: WN-RE66623**

Description	Retail
 Tie Rod, End Applications: 7200, 7210, 7400, 7410, 7510, 7600, 7610, 7700, 7710, 7800, 7810 Features: A=5.50", B=1.125", 12 UNF Left Hand Thread, MFWD 7600 S/N 036467-, 7700 S/N 036467-, 7800 S/N 036467-	\$70.90


John Deere®



**Tractor: 2 Wheel Drive Front Axle and Steering**

**Steering Arms & Tie Rods: Tie Rods & Drag Links**


Order No: WN-T22945

Description	Retail
 Tie Rod Tube Applications: 300, 400, 1020, 1520, 2020 Features: A= 11.25" Long, B= 0.758" ID (300, 400, All w/ Swept Back Axle), (1020, 1520, 2020, All w/ Swept Back Adj Axle 48"-78")	\$62.57

Order No: WN-T22947

Description	Retail
Tie Rod, Tube Applications: 1020, 1520, 2020 Features: 12.690" Long, .760" I.D., 1.000, 16 Right Hand Thread All with Straight Adjustable Axle 40"-80" Thread	\$48.15


Order No: WN-T22948

Description	Retail
 Tie Rod Tube Applications: 1020, 1520, 2030, 300, 300B, 301A, 302, 302A, 310, 380, 400, 401, 401B, 401C, 480, 480A, 480B Features: 14.44" Long 1020, 1520, 2030, 300, 300B, 301A, 302, 302A, 310, 380, 400, 401, 401B, 401C, 480, 480A All w/ Fixed Front Axles	\$25.00

Order No: WN-T22952

Description	Retail
Tie Rod, Tube Applications: 1520, 1530, 2020, 2030, 2240, 2440, 2630, 2640 Features: 17.140" Long, .750" I.D., 1.000", 16 O.D. Thread	\$54.07


Order No: WN-T25901

Description	Retail
 Tie Rod, Tube Applications: 301A, 820, 830, 840, 920, 930, 1020, 1030, 1040, 1120, 1140, 1350, 1530, 1550, 1750, 12020, 2030, 2040, 2150, 2155, 2240, 2355N, 2440, 2630, Features: 11.156" Long, .812" I.D., 1-125", 12 O.D. Thread 2640, 2855N,	\$22.49


Order No: WN-T29106

Description	Retail
Tie Rod Tube Applications: 1020, 1030, 1040, 1120, 1140, 1530, 1630, 1641F, 1750, 2020, 2030, 2040, 2150, 2155, 2240, 2255, 2355N, 2630, 820, 830, 920 Features: 7.920" Long, .812" ID, 1.125" -12 OD Thread 820, 830 both 3 Cylinder	\$15.44

Order No: WN-WF29153


Description	Retail
 Tie Rod, Outer Applications: 60, 620, 630, 70, 720, 730, 2510, 2520, 3010, 3020 Features: Speeco Standard Duty	\$33.32

Order No: WN-ZP0501310060


Description	Retail
 Tie Rod, Inner, Ball Joint Applications: 6200, 6200L, 6300L, 6400L Features: A= 7.54", B= M20 x 1.5 RH Thread, C= M22 x 1.5 RH Thread	\$50.00

**Steering Pumps, Motors, Gear Boxes, etc.: Power Steering Cylinders & Related**


Order No: WN-AH75396

Description	Retail
 Power Steering, Cylinder, End Applications: 1050, 3300, 4400, 4420, 484, 6600, 6602, 6620, 7700, 7720, 7440, 7445, 5200, 5400, 5420, 5440, 5460, 5720, 850, 950 Features: A= 2.25", B= 0.6875", 18 RH Thread 1050 S/N -0110000, 7445 S/N -4000	\$25.75

Order No: WN-AL112919

Description	Retail
 Steering Cylinder Applications: 1641, 2140, 2141, 2350, 2355, 2541, 2550, 2555, 2750, 2755, 2940, 2941, 2950, 3140, 3141, 3110L, 6120L, 6200, 6200L, 6210L, 6220L, 6230, 6300, 6300L, 6310L, 6320L, 6330, 6400, 6400L, 6420L, 6430, 6500, 6500L, 6510L, 6520L Features: 16.75" C to C, 18.75" Length (2140, 3140 both S/N -449999), (6230, 6330, 6430 all S/N -647868), (6230 Premium, 6330 Premium, 6430 Premium S/N -64786) All 2WD with Single Acting Cyls, Low Axle	\$371.74


Order No: WN-AL150755

Description	Retail
 Steering Cylinder, Gas Applications: 5220, 5320, 5420, 5520, 5603, 6110, 6110L, 6120, 6120L, 6200, 6200L, 6210, 6210L, 6215, 6220, 6220L, 6230, 6300, 6300L, 6310, 6310L, 6310S	\$58.40


Order No: WN-AL209420

Description	Retail
Steering Cylinder Ball Joint Applications: 6140M, 6615, 6715, 7130, 7220, 7230, 7320 Features: RH/LH, 9.50" Length, M26x1.5 RH Thread, M28x1.5 RH Thread (6140M, 6615, 6715, 7130, 7230 all with Carraro 740 MFWD Axle), (7220, 7320 both with Carraro 740 MFWD Axle S/N 002762-)	\$142.29

Order No: WN-AL32866

Description	Retail
 Power Steering, Cylinder End Applications: 210C, 310C, 315C, 315CH, 410B, 140C, 145B, 482C, 510B, 510C, 515B, 515B, 610B, 610C, 1640E, 1641, 1840E, 2040E, 2040S Features: Hydrostatic Steering, M24 X 1.5 RH Thread	\$228.83

Order No: WN-D4NN3A540A

Description	Retail
 Power Steering Cylinder Applications: 301, 611, 621, 631, 641, 651, 661, 671, 681, 801, 811, 821, 841, 851, 861, 871, 881, 2000, 2110, 2310, 2600, 2610, 2810, 2910, 3000, 3600, 3610, 3900, 3910, 4000, 4000SU, 4100, 4110, 4600, 4600SU, 4610, 4610SU, 230A, 231, 234, 334, 335, 530A, 531, 532 Features: Cylinder with Base Ball Joint End Rod Diameter: 5/8"; Thread: 7/16"; Female inverted flare adapter; For use as left hand or right hand side; Do not mix rod sizes on tractor	\$235.00

Order No: WN-R116206

Description	Retail
Steering Cylinder Pin Applications: 7200, 7210, 7400, 7410, 7600, 7610, 7700, 7710, 7800, 7810, 8100, 8100T, 8200, 8200T, 8300, 8300T, 8400, 8400T Features: Base End	\$21.44

Order No: WN-R153160

Description	Retail
Steering Cylinder Pin Applications: 7600, 7610, 7700, 7710, 7800, 7810, 8100, 8100T, 8200, 8200T, 8300, 8300T, 8400, 8400T Features: Rod End 8100, 8100T, 8200, 8200T, 8300, 8300T, 8400, 8400T, All SN -77515	\$19.10

Order No: WN-R95118

Description	Retail
Power Steering, Cylinder, Bushing Applications: 7200, 7210, 7400, 7410, 7600, 7610, 7700, 7710, 7800, 7810, 8100, 8200, 8300, 8400 Features: Package of 2 Price Each	\$4.00


Order No: WN-R95250

**Tractor: 2 Wheel Drive Front Axle and Steering**  
**Steering Pumps, Motors, Gear Boxes, etc.: Power Steering**  
**Cylinders & Related**


Order No: WN-R95250

Description	Retail
Power Steering, Cylinder, Bushing Applications: 7200, 7210, 7400, 7410, 7510, 7600, 7610, 7700, 7710, 7800, 7810, 8100, 8200, 8300, 8400 Features: Package of 2, Priced Each	\$4.00


Order No: WN-RE287094

Description	Retail
 Power Steering Cylinder, Complete Applications: 8100, 8200, 8300, 8400, 8110, 8210, 8310, 8410, 8120, 8220, 8320, 8420, 8520, 8225R8245R, 8270R, 8295R, 9235R, 8260R, 8285R, 8310R, 8335R, 8295R, 7200R, 7215R, 7230R, 7260R, 7280R, 8130, 8230, 8330, 8430, 7210R, 7230R, 7250R, 8270R, 7290R, 8245R, 7270R, 8295R, 7310R Features: RH Side	\$350.00

Order No: WN-RE287095

Description	Retail
 Power Steering, Cylinder, Complete Applications: 8100, 8200, 8300, 8400, 8110, 8210, 8310, 8410, 8120, 8220, 8320, 8420, 8520, 8225R, 8245R, 8270R, 8295R, 9235R, 8260R, 8285R, 8310R, 8335R, 8295R, 7200R, 7215R, 7230R, 7260R, 7280R, 8130, 8230, 8330, 8430, 7210R, 7250R, 8270R, 7290R, 8245R, 7270R, 8295R, 7310R Features: LH Side	\$350.00

Order No: WN-RE61543


Description	Retail
 Hydraulic Steering Cylinder Kit Applications: 7200, 7210, 7400, 7410, 7600, 7610, 7700, 7710, 7800, 7810, 8100, 8200, 8300, 8400 Features: MFWD (7210, 7410, 7610, 7710, 7810 all Axle S/N 001001-75235), (8100, 8200, 8300, 8400 all Axle S/N -029259)	\$50.81

**Steering Pumps, Motors, Gear Boxes, etc.: Power Steering Parts**


Order No: WN-7315X08

Description	Retail
 Hose Fitting, Straight Applications: 2350, 2355, 2550, 2555, 2750, 2755, 2940, 2950, 2955, 3040, 3140, 9920, 7440, 9920, JD760A, JD310, 410, 310A, 310B, 570B Features: For WN-AT176906 & WN-AT61108 Steering Hand Pumps	\$13.75


Order No: WN-7515X08

Description	Retail
 Hose Fitting, 90 Degree Applications: 2350, 2355, 2550, 2555, 2750, 2755, 2940, 2950, 2955, 3040, 3140, 9920, 7440, 9920, JD760A, JD310, 410, 310A, 310B, 570B Features: For WN-AT176906 & WN-AT61108 Steering Hand Pumps	\$34.00

Order No: WN-AL69803

Description	Retail
 Steering Hand pump Applications: 1840, 2350, 2355, 2550, 2555, 2755, 2855, 3040, 3055, 3255 Features: For tractors with FWD	\$848.00


Order No: WN-AL69804

Description	Retail
 Power Steering, Valve Applications: 2750, 2755, 2940, 2955, 3040, 3140 Features: Char-Lynn # 262-1003-073, 262-1169-001, 262-1169-002	\$1,056.00


Order No: WN-AL69805

Description	Retail
Steering Hand Pump Applications: 2955, 3055, 3150, 3155, 3255 Features: For Tractors With FWD 2955 S/N 767516 -, Check Number On Pump	\$1,256.00


Order No: WN-JDS490

Description	Retail
 Power Steering, Button, Plug Applications: 50, 60, 70, 70D, 80D, 520, 530, 620, 630, 720, 730, 820, 830 Features: Metal	\$17.00

Order No: WN-L40317

Description	Retail
 Hub Cover Gasket Applications: 1550, 1750, 1850, 1950, 2250, 2450, 2650, 2850, 6100, 6200, 6300, 6400, 6506, 6600, 6800 Features: Sold in 2 Pack, Price Individually (1550, 1750, 1850, 1950 all w/ APL315), (1550, 1750, 1850, 1950, 2250, 2450, 2650 all w/ APL325), 2850 w/ APL735, (6100, 6200 all w/ APL2025), (6300, 6400 all w/ APL2035), (6506, 6600, 6800 all w/ APL2045)	\$6.39


Order No: WN-RE247520

Description	Retail
 Steering Valve Applications: 4030, 4230, 4430, 4630, 4040, 4240, 4440, 4640, 4840, 4050, 4250, 4450, 4650, 4850, 4055, 4255, 4455, 4555, 4755, 4955, 4560, 4760, 4960 Features: New, No Core	\$595.00


Order No: WN-RE247520-SPOOL

Description	Retail
Spool  Features: Oversized, For Repair of RE247520 Steering Valve FOR EXPORT SALES ONLY!	\$175.00


Order No: WN-SJ10177

Description	Retail
 Steering Column Cylinder Applications: 5055E, 5065E, 5065M, 5075E, 5075M, 5076E, 5080R, 5080RN, 5082E, 5083E, 5083EN, 5085E, 5085M, 5085ML, 5090E, 5090EH, 5090R, 5090RN, 5093E, 5093EN, 5095M, 5095MH, 5100M, 5100MH, 5100R, 5100RN, 5101E, 5101EN, 5105M, 5105ML, 5115M, 5115ML, 5225, 5325, 5325N, 5425, 5425N, 5525, 5620 Features: Additional Models: 5525N, 5625, 5720, 5725, 5820, 6090MC, 6090RC, 6100MC, 6100RC, 6110MC, 6110RC	\$136.86

Order No: WR-RE247520

Description	Retail
 Steering Valve Applications: 4030, 4230, 4430, 4630, 4040, 4240, 4440, 4640, 4840, 4050, 4250, 4450, 4650, 4850, 4055, 4255, 4455, 4555, 4755, 4955, 4560, 4760, 4960 Features: Rebuilt with New Oversized Spool	\$650.00

Order No: WR-RE247521

Description	Retail
 Steering Valve Applications: 4050, 4250, 4450, 4650, 4850, 4055, 4255, 4455, 4555, 4755, 4955, 4560, 4760, 4960 Features: For Tractors with MFWD, Rebuilt with New Oversized Spool	\$775.00

**Steering Pumps, Motors, Gear Boxes, etc.: Power Steering**  
**Pumps & Related**

Order No: WN-212-1004

John Deere®

**Tractor: 2 Wheel Drive Front Axle and Steering**

**Steering Pumps, Motors, Gear Boxes, etc.: Power Steering Pumps & Related**

**Order No: WN-212-1004**

Description	Retail
Power Steering, Hand Pump Applications: 2940, 2955 Features: MFWD With Dual Cylinders, Charlynn	\$780.00

**Order No: WN-AL31262**



Description	Retail
Power Steering, Valve, Metering Applications: 1040, 1140, 1550, 1640, 1750, 1850, 1950, 1950N, 2040, 2040S, 2150, 2155, 2240, 2255, 2350, 2355N, 2550, 940 Features: 1640 S/N 430000-, 2040S S/N 430000-	\$995.00

**Order No: WN-AT176906**



Description	Retail
Steering Hand Pump Applications: 2350, 2355, 2550, 2555, 2750, 2755, 2940, 2950, 2955, 3040, 3140, 9920, 7440, 9920, JD760A, JD310, 410, 310A, 310B, 570B Features: For 2WD Tractors, Has SAE Threads If the hoses on your machine connect directly to this pump, you will need fittings WN-7315X08 (Straight) and/or WN-7515X08 (90 degree). If your hoses connect to valve stack AL34783 (AL34848), then no fittings are needed.	\$495.00

**Order No: WN-AT61108**

Description	Retail
Steering Hand Pump Applications: 2350, 2355, 2550, 2555, 2750, 2755, 2940, 2950, 2955, 3040, 3140 Features: FWD, Standard Threads 3/4" -16 UNF O-Ring If the hoses on your machine connect directly to this pump, you will need fittings WN-7315X08 (Straight) and/or WN-7515X08 (90 degree). If your hoses connect to valve stack AL34783 (AL34848), then no fittings are needed.	\$641.00

**Order No: WN-CH17622**



Description	Retail
Hydraulic Steering Pump Applications: 1250, 1450, 1650,	\$675.00

**Order No: WR-AR77223**



Description	Retail
Power Steering Valve Applications: 8430, 8440, 8450, 8560, 8570, 8630, 8640, 8650, 8760, 8770, 8870, 8960, 8970	\$950.00

**Order No: WR-AR89199**



Description	Retail
Power Steering, Metering Pump Applications: 4030, 4040, 4050, 4230, 4240, 4250, 4430, 4440, 4450, 4630, 4640, 4650, 4840, 4850 Features: Metering Pump Only	\$575.00

**Order No: WR-RE60323**



Description	Retail
Pump, Steering & Charge Applications: 8100, 8200, 8300, 8400, 8110, 8210, 8310, 8410	\$695.00

**Steering Pumps, Motors, Gear Boxes, etc.: Steering Gear Boxes & Parts**

**Order No: WN-ABC558**



Description	Retail
Bearing, Steering Shaft, Race Applications: B, BN, BNH, BWH Features: 1.700" OD, 1.197" ID, .506" Wide BWH S/N 60000-	\$21.00


**Tractor: Belts**

**Belts: All Belts**

**Order No: WN-A4287R**

Description	Retail
Belt, Water Pump Applications: A	\$12.50


**Order No: WN-AR43219**

Description	Retail
 Belt, Fan Applications: 4320, 4520 Features: Set of 2, 1/2" X 60.25" 4320 (w/o AC), 4520 S/N -303518	\$35.35

**Order No: WN-AR57266**

Description	Retail
Belt, Fan Drive Applications: 4430, 4620, 4630, 5200, 5400, 5440, 5460, 7020, 8450, 8650 Features: Set of 2 4630 Without Cooling Kit	\$14.38


**Order No: WN-B1587R**

Description	Retail
 Belt, Alternator / Generator Applications: A, AN, AWH, B, BN, BWH, G Features: 1/2" x 26-3/4" (A, AN, AWH all S/N 477000 - 542717), (B, BN, BWH all S/N 6000 - 306599, G S/N 13000 - 25999	\$17.00


**Order No: WN-C108**

Description	Retail
 Belt, V Applications: 350, 450 Features: 7/8" x 112"	\$26.72


**Order No: WN-H94373**

Description	Retail
 Engine Fan Belt Applications: 4400, 4420, 2940 Features: 1/2" X 66.3" 4400 (cab w/ AC), 4400 (cab w/ AC, S/N 250501-), 4420 (cab w/ AC)	\$6.34


**Order No: WN-HCR73784**

Description	Retail
 Belt, Fan Applications: 3430, 3830, 940, 1040, 1140, 1640, 1840, 2040, 2140, 2150, 2155, 2240, 2255, 2350, 2550, 2750, 3120, 3130, 5105, 5200, 5205, 5210, 5220, 5300	\$21.08

**Order No: WN-R199163**

Description	Retail
 Belt, Fan Applications: 9120, 9220, 9320, 9420, 9520, 9620, 9320T, 9420T, 9520T, 9620T,	\$20.00


**Order No: WN-R41627**

Description	Retail
 Belt, Fan Applications: 3010, 3020, 4010, 4020 Features: 3010 Gas, 3010 LP, 3020 Diesel S/N -122999 with Gen., 3020 Gas, 3020 LP, 4010 Gas, 4010LP, 4020 Gas And LP S/N -200999 w/oAC	\$7.91

**Order No: WN-R41681**

Description	Retail
Belt, Fan Applications: 3010, 3020, 4000, 4010, 4020, 4230 Features: V-Belt 3010 (DSL), 3020 (DSL), 4000 (GAS), 4010 (DLS), 4020 (DSL), 4230 (GAS)	\$9.95

**Order No: WN-R71459**


Description	Retail
 Belt, Fan Applications: 3010, 3020, 4000, 4020, 4010 Features: 1/2" x 57.875" Poly, For Radiator Fan 3010 Diesel, 3020 Diesel S/N 123000-, (4000, 4020 Diesel w/o A/C S/N 201000-), 4010 Diesel	\$15.91



**Tractor: Belts**

**Belts: All Belts**

Order No: WN-R71602

Description	Retail
 Belt, Fan Applications: 4640, 4840, 6030, 8630, 8640	\$7.91

Order No: WN-R71603

Description	Retail
Belt, Air Compressor Drive Applications: 4000, 4020, 4040, 4230, 4240, 4320, 4430, 4440, 4520, 4620, 4630, 5200, 5400, 5440, 5460, 5720, 5820, 6600, 6620, 7020, 7520, 7700, 7720, 8430 Features: Also Used As An Alternator Drive Belt On 8450	\$6.42


Order No: WN-R87151

Description	Retail
 Fan Belt Applications: 2955, 3155	\$7.91


Order No: WN-R97758

Description	Retail
Wedge Belt Applications: 820, 830, 1020, 1520, 1530, 2020, 2030, 2040, 2270, 2280, 2420, 2440, 2250, 2270, 2320, 2420, 301A, 302, 302A, 401 Features: LP Length 49" OC Length 49.64" 820 S/N 75345-, 2030 Diesel, 2040 S/N -349999	\$17.48

Order No: WN-RE29018

Description	Retail
 Belt, Fan Applications: 4050, 4240, 4440, 4450, 4640, 4650, 4840, 4850, 8430, 8440 Features: Set of 2, 1/2" X 66.5" OC 4050 w/6359 Engine, S/N 6510-, w/6466 Engine, 8430 (Model Yrs. 1974-1981)	\$17.08

Order No: WN-T24473

Description	Retail
 Belt, Fan Applications: 2030, 2510, 2520, 2630, 2640 Features: .688 x 52.25	\$9.98


Order No: WN-T626T

Description	Retail
Belt, Fan Applications: 2010, 55, 55 Hillside, 95, 95 Hillside, 9935, 9976, 217, 232, 248 Features: 55 Hillside, 95 Hillside, 217 Power Unit, 232 Power Unit, 248 Power Unit	\$11.00

**Tractor: Body & Sheet Metal**

**Decals / Emblems: Decals & Warning Labels**


Order No: WN-AR52393

Description	Retail
 Decal, Set Applications: 2510, 2520, 3010, 3020, 4000, 4010, 4020, 4320, 4520, 4620, 5010, 5020, 6030 Features: For Synchro-Range & Power shift Models 3010 S/N -049999, 3020 Utility, 4000 S/N 201000-	\$37.69


Order No: WN-DEC039

Description	Retail
 Decal, Set Applications: 50	\$46.25

Order No: WN-DEC239

Description	Retail
 Decal, Set Applications: A Features: for Styled Hood, Year 1947-1952	\$46.25

Order No: WN-DEC413

Description	Retail
 Decal, Complete Set Applications: 4020 Features: Diesel, Vinyl Decal Set, Power Shift Decal NOT Included	\$32.50

Order No: WN-JD139

Description	Retail
Decal, Set Applications: 60 Features: 11 Pieces	\$44.25

Order No: WN-JD1530

Description	Retail
 Decal, Set Applications: 1530	\$80.08


Order No: WN-JD2010

Description	Retail
Hood Decal Applications: 2010	\$63.14

Order No: WN-JD2020

Description	Retail
 Decal, Hood Applications: 2020	\$46.47

Order No: WN-JD2030

Description	Retail
 Decal, Set, Hood Applications: 2030 Features: 2030 S/N 187301-	\$80.08


Order No: WN-JD2030E

Description	Retail
 Decal, Hood Only Applications: 2030 Features: Early Model 2030 S/N -187300	\$46.03

Order No: WN-JD2240E

Description	Retail
Decal, Hood Only Applications: 2240 Features: Early Model	\$80.08

Order No: WN-JD2440E

Description	Retail
 Decal, Hood Applications: 2440 Features: Hood Only, Early Model	\$80.08

Order No: WN-JD2550

Description	Retail
 Decal, Hood Applications: 2550	\$63.81

Order No: WN-JD2640E

Description	Retail
 Decal, Hood Only Applications: 2640 Features: Early Model	\$80.08


Order No: WN-JD2840

Description	Retail
 Decal, Set Applications: 2840 Features: Hood Only	\$63.81

Order No: WN-JD2955

Description	Retail
 Decal, Hood, Set Applications: 2955	\$63.81

Order No: WN-JD401

Description	Retail
 Decal, Set, Hood Applications: 1020 Features: 4 Piece Set	\$46.03

**Tractor: Body & Sheet Metal**

**Decals / Emblems: Decals & Warning Labels**

Order No: WN-JD403

Description	Retail
 Hood Decal Applications: 2120	\$46.03

Order No: WN-JD4030

Description	Retail
 Decal, Hood Applications: 4030	\$66.29

Order No: WN-JD4040TP

Description	Retail
 Hood Decal Set Applications: 4040	\$63.81

Order No: WN-JD411S

Description	Retail
 Decal, Set Applications: 3010	\$63.14

Order No: WN-JD412S

Description	Retail
 Decal, Set, Hood Applications: 3020	\$21.49

Order No: WN-JD416S

Description	Retail
 Decal, Set, Hood Applications: 4010	\$63.14

Order No: WN-JD417S

Description	Retail
 Decal, Set, Hood Applications: 4020	\$63.14


Order No: WN-JD419

Description	Retail
 Decal, Hood Set Applications: 4430 Features: Hood Only	\$40.90

Order No: WN-JD420

Description	Retail
Decal, Set Applications: 4630 Features: Hood Only	\$46.44

Order No: WN-JD4230

Description	Retail
 Decal, Set, Hood Applications: 4230	\$66.29

Order No: WN-JD4240

Description	Retail
 Decal, Hood Only Applications: 4240	\$63.81

Order No: WN-JD4440TP

Description	Retail
 Decal, Hood Set Applications: 4440 Features: 4 Pieces	\$63.81

Order No: WN-JD4450

Description	Retail
 Hood Decal Set Applications: 4450	\$63.81

Order No: WN-JD4640

Description	Retail
 Decal, Set Applications: 4640 Features: Hood Only	\$63.81


Order No: WN-JD4840

Description	Retail
 Decal, Hood Only Applications: 4840	\$63.81

Order No: WN-JD70DDECALKIT

Description	Retail
Decal, Set Applications: 70 Features: Gas	\$46.25

Order No: WN-JDS314

Description	Retail
 Decal Applications: 1010, 2010, 2510, 2520, 3010, 3020, 4000, 4010, 4020, 4320, 4520, 4620, 5010, 5020 Features: "Be Careful" Plate, 1961-72	\$17.00

Order No: WN-R0822V

Description	Retail
Decal Set, Complete Applications: MT Features: Vinyl	\$97.75

Order No: WN-R0828

Description	Retail
Decal Set Applications: 70 Features: Diesel	\$49.25

Order No: WN-R0845

Description	Retail
Decal, Set Applications: 530 Features: 20 Pieces, Gas	\$49.25

Order No: WN-R0849

Description	Retail
Decal, Set Applications: 620 Features: 13 Pieces	\$36.50

Order No: WN-R0879

Description	Retail
Decal, Set Applications: 630 Features: Mylar, 20 Pieces, Gasoline Tractor	\$49.25

Order No: WN-R0954

Description	Retail
 Decal Set, Complete Applications: 730 Features: Mylar, Diesel	\$54.00

Order No: WN-R0954V

Description	Retail
Decal Set, Complete Applications: 730 Features: Vinyl, Diesel	\$140.00

Order No: WN-R0960

Description	Retail
Decal Applications: Various Features: "JOHN DEERE", One Piece, 2" x 16-1/2"	\$8.00

Order No: WN-R1903

Description	Retail
Decal, Set Applications: B Features: 1946-1952 Model	\$44.25

Order No: WN-R1903V

Description	Retail
Decal, Set Applications: B Features: 1946-1952 Model, Vinyl Set	\$97.75

Order No: WN-R1906V

**Tractor: Body & Sheet Metal**

**Decals / Emblems: Decals & Warning Labels**


Order No: WN-R1906V

Description	Retail
Decal Set Applications: G Features: Vinyl, 1947-1953, Complete	\$105.00

Order No: WN-R3787

Description	Retail
Decal, Set Applications: 4320 Features: Complete, Model Numbers Are Vinyl Cut	\$39.00

Order No: WN-R4702


Description	Retail
 Decals, Set, Complete Applications: 2510 Features: Vinyl Cut	\$39.00

Order No: WN-R55757


Description	Retail
Hood, Decal, Set Applications: 2630 Features: Side Decals	\$34.00

**Decals / Emblems: Emblems, Badges, & Moldings**


Order No: WN-70234172

Description	Retail
 Hood, Emblem, Push Clip Applications: 40, 50, 60, 70, 80, 320, 330, 420, 430, 435, 520, 530, 620, 630, 720, 730, 820, 830, 1010, 2010, 2510, 2520, 3010, 3020, 4000, 4010 Features: Used To Hold Hood Emblem In Place 420 S/N -100000	\$0.80


Order No: WN-AR2112

Description	Retail
 Screen, Grille, Medallion Applications: 630, 730, 830 Features: 5 3/4" Wide, 4 1/8" High	\$50.50


Order No: WN-AR28047

Description	Retail
 Hood, Ornament Applications: 1010, 2010, 2510, 2520, 3010, 3020, 4010, 4020, 4320, 4520, 4620, 5010, 5020, 6030 Features: Chrome 2010 S/N 45001-	\$37.50

Order No: WN-AR28048

Description	Retail
 Hood, Side Molding Applications: 1010, 1020, 2510, 2520, 3010, 3020, 4000, 4010, 4020, 4320, 4520, 4620, 5010, 5020, 7020 Features: RH, Raised Letters	\$75.00


Order No: WN-AR28049

Description	Retail
 Hood, Side Molding Applications: 1010, 1020, 2510, 2520, 3010, 3020, 4000, 4010, 4020, 4320, 4520, 4620, 5010, 5020, 7020 Features: LH, Raised Letters	\$75.00

Order No: WN-JDS138

Description	Retail
Screen, Front Grille, Name Plate Applications: 40, 50, 60, 70, 80, 420, 820, 830 Features: 420 Early, 830 S/N -8199999	\$56.75

Order No: WN-JDS288

Description	Retail
 Grille, Medallion Applications: 320, 420, 520, 620, 720, 820 Features: 4 1/2" W X 3 1/4" H 820 S/N 8200000-8299999	\$140.00

**Frame: Side Frame Rails**

Order No: WN-AR65369

Description	Retail
Frame, Rail, Left Applications: 3010, 3020	\$371.01

Order No: WN-R34113

Description	Retail
Frame, Rail, Right Applications: 4000, 4010, 4020	\$367.25

Order No: WN-R34114

Description	Retail
Frame, Rail, Left Applications: 4000, 4010, 4020	\$367.25

Order No: WN-R60579


Description	Retail
Frame, Rail, Right Applications: 4240, 4430, 4440, 4630	\$292.65

Order No: WN-R60580


Description	Retail
Frame, Rail, Left Applications: 4240, 4430, 4440, 4630	\$286.61

**Sheet Metal: Battery Boxes**


Order No: WN-AA3954R

Description	Retail
 Battery Box, Complete Applications: A, G Features: Box With Tray, Upper Bushing, Lower Bushing A S/N 584000-, G S/N 26000-	\$184.00


Order No: WN-AA4941R

Description	Retail
 Battery Box Applications: A, G Features: Box Only A S/N 584000-, G S/N 26000-	\$127.00

Order No: WN-AA5290R

Description	Retail
 Battery Box Applications: 50, 60 Features: Powder Coated Green, With Stamped Center Line	\$167.00

Order No: WN-AA6731R

Description	Retail
 Battery Box Applications: 520, 530, 620, 630 Features: Stamped Center Line, 3 Square Holes, Original Style	\$167.00


Order No: WN-AA7337R

Description	Retail
 Battery Box Applications: 50, 60, 520, 530, 620, 630 Features: Universal Style	\$133.00


Order No: WN-AA7338R

Description	Retail
 Battery, Hold Down Applications: 50, 520, 530, 60, 60 STD, 620, 630 Features: 9 1/4" Inside Length X 7 1/8" Inside Width, W/ Hardware 60 S/N 6017061-, 60 STD S/N 6043000-	\$57.50

Order No: WN-AB4101R

Description	Retail
 Battery, Box Applications: B, R, 80 Features: For Models with Pony Motor, Stamped Center Line B S/N 201000-	\$171.00

Order No: WN-AF3005R

Description	Retail
 Battery Box Applications: 70, 720, 730 Features: Gas	\$161.00

John Deere®




**Tractor: Body & Sheet Metal**


**Sheet Metal: Battery Boxes**

Order No: WN-AF3005R


Order No: WN-AL58118

Description	Retail
 Battery Box Cover Applications: 1640, 2040, 2040S, 2140, 2350, 2355, 2550, 2555, 2750, 2755, 2855N Features: Right Hand 1640 S/N 430000-, 2040 S/N 430000-, 2040S S/N 430000-, 2140 S/N 430000-	\$128.57


Order No: WN-AL58119

Description	Retail
 Battery Box Cover Applications: 1640, 2040, 2040S, 2140, 2350, 2355, 2550, 2555, 2750, 2755, 2855N Features: Left Hand (1640, 2040, 2040S, 2140 all S/N 430000-)	\$128.74


Order No: WN-AR20196

Description	Retail
 Battery Box Applications: 720, 730, 830 Features: Electric Start with Float Ride Seat, Diesel 720 S/N 7222600-, 730 S/N 7222600-, 830 Diesels	\$188.00


Order No: WN-AR40207

Description	Retail
 Battery Box Applications: 500A, 2510, 2520, 3010, 3020, 4000, 4010, 4020, 4320, 4520, 4620 Features: RH, Universal Mounting Brackets 3020 S/N 123000-, 4020 S/N 201000-	\$60.00


Order No: WN-AR40208

Description	Retail
 Battery Box Applications: 2510, 2520, 3010, 3010, 3020, 4000, 4010, 4020, 4320, 4520, 4620, 500A, 500 Features: LH, Universal Mounting Brackets 3010 Row Crop S/N 001000-, 3010 Standard S/N 019800-, 3020, 4000 S/N 201000-	\$60.00


Order No: WN-AR85335

Description	Retail
 Battery Box Step Applications: 2940, 2950, 4030, 4040, 4050, 4055, 4230, 4240, 4250, 4255, 4430, 4440, 4450, 4455, 4555, 4630, 4640, 4650, 4755, 4840, 4850, 4955 Features: RH, Top Cover, Replaces Early 30 Series 4555 S/N -010000-, 4755 S/N -010000, 4955 S/N -010000 all with Sound-Gard Body or Roll-Gard body if so equipped	\$76.00


Order No: WN-AR85336

Description	Retail
 Battery Box, Top Applications: 2940, 4030, 4040, 4050, 4055, 4230, 4240, 4250, 4255, 4430, 4440, 4450, 4455, 4630, 4640, 4840 Features: LH Top Cover, Replaces Early 30 Series	\$76.00

Order No: WN-AT20026

Description	Retail
 Battery Box, Top Applications: 1020, 1030, 1120, 1130, 1530, 1630, 1830, 2020, 2030, 2040, 2120, 2130, 2240, 2440, 2630, 2640, 300, 8203, 8303 Features: Door Cover 2640 S/N -340999, 00Ind, 8203 Cyl, 8303 Cyl	\$39.00

Order No: WN-JDS114

Description	Retail
 Battery Box, Cover, Set Applications: B Features: Includes Top, RH Cover, And LH Cover B S/N 96000-200999	\$117.00


Order No: WN-R30805

Description	Retail
Battery Box, Clamp, Rod Applications: 2510, 2520, 3010, 3020, 4000, 4010, 4020, 4320, 4520, 4620 Features: RC, Standard, package of 2 , Priced Individually	\$6.89


Order No: WN-R40423

Description	Retail
Battery Box, Clamp Applications: 2510, 2520, 3020, 4000, 4020, 4520, 4620, 500A, 500B, 510 Features: Use w/ AR70207, AR40208, AR40209, AR40210, AR40673 & AR40674	\$11.21


Order No: WN-R57970

Description	Retail
 Battery Box Cover Right Applications: 2940, 2950, 2955, 3040, 3055, 3140, 3150, 3155, 3255, 4030, 4040, 4050, 4055, 4230, 4240, 4250, 4255, 4430, 4440, 4450, 4455, 4630, 4640, 4650, 4755, 4840, 4850, 4955 Features: RH Side Cover 2955 S/N -765516, 3040 S/N 430000-, 3140 S/N 430000-, 4555 S/N -010000, 4755 S/N -010000, 4955 S/N -010000	\$28.00

Order No: WN-R57971


Description	Retail
 Battery Box Cover Left Applications: 2940, 2950, 2955, 3040, 3055, 3140, 3150, 3155, 3255, 4030, 4040, 4050, 4055, 4230, 4240, 4250, 4255, 4430, 4440, 4450, 4455, 4630, 4640, 4650, 4755, 4840, 4850, 4955 Features: LH Side Cover 2955 S/N -765516, 3040 S/N 430000-, 3140 S/N 430000-, 4555 S/N -010000, 4755 S/N -010000, 4955 S/N -010000	\$28.00

Order No: WN-T22210


Description	Retail
 Battery Panel Applications: 2020, 2120, 1630, 1830, 2030, 2130, 2020, 2120, 2030, 2130, 2440, 300, 300B, 400, 301, 302, 401 Features: Left Hand, 4 Cylinder	\$64.50

**Sheet Metal: Covers & Shields**

Order No: WN-AA2297R

Description	Retail
 PTO, Shield Applications: A, B, G, LA, 50, 60, 70 Features: 50 Early, 60 with Non-Live PTO, 70 with Non-Live PTO	\$76.00


Order No: WN-AA5243R

Description	Retail
 PTO, Shield Applications: 50, 60, 70, 70D Features: 60 S/N -6025403, 70 w/ Non-Live PTO, 70D w/ Non-Live PTO	\$91.75

Order No: WN-AA5288R

Description	Retail
 PTO Flipper Shield Applications: 50	\$41.00

Order No: WN-AB3579R

Description	Retail
 Cover, Flywheel Applications: A, B, 50, 60, 70, 520, 530, 620, 630, 720, 730 Features: 7-1/4" Diameter, Includes springs	\$36.00


Order No: WN-AF1664R

Description	Retail
 PTO Shield Applications: 60, 70 Features: With Live PTO 60 S/N 6025404-	\$84.75


**Tractor: Body & Sheet Metal**

**Sheet Metal: Covers & Shields**

Order No: WN-AF2687R

Description	Retail
 PTO, Shield, Bracket Applications: 520, 530, 620, 630, 720, 730 Features: Includes Cast Bracket, Springs, Pins	\$109.00


Order No: WN-AR20482R

Description	Retail
 PTO, Shield Applications: 520, 530, 620, 630, 720, 730	\$76.00


Order No: WN-AR40817

Description	Retail
 Rockshaft Cover Left Hand Applications: 2520, 3020, 4000, 4020, 4320 Features: With Tool Box 3020 S/N 123000-, 4020 S/N 201000-	\$209.00


Order No: WN-AR41599

Description	Retail
 Cover, Rockshaft, Right Hand Applications: 2520, 3020, 4000, 4020, 4320 Features: 3020 s/n 123000-, 4020 s/n 201000-	\$142.00


Order No: WN-AT20761

Description	Retail
 PTO Shield Applications: 1020, 2020, JD300, JD400, 1520, JD301, JD401, 2030, 2630, 300B, 301A, 401B, 401C, 302, 302A, 2440, 2640, 820, 830, 1530, 300B, 301A, 401B, 401C, 302, 302A, JD301, JD401	\$48.00


Order No: WN-JDS387

Description	Retail
 PTO, Shield Applications: 520, 530, 620, 630, 720, 730 Features: With Casting	\$199.00


Order No: WN-R27543

Description	Retail
 Rockshaft, Cover Applications: 2510, 3010, 3020, 4010, 4020 Features: Right Hand 3020 S/N -122999, 4020 S/N -200999	\$200.00


Order No: WN-R27562

Description	Retail
 PTO, Shield Applications: 3010, 4010, 4520, 4620, 4630, 5010, 5020, 6030, 7020, 7520	\$43.00


Order No: WN-R33348

Description	Retail
 PTO Shield Applications: 2510, 2520, 3020, 4000, 4020, 4030, 4230, 4320, 4430, 4455	\$39.00

Order No: WN-R4020RCK-TB


Description	Retail
 Cover, Rockshaft, Set Applications: 3020, 4000, 4020, 4320 Features: 3 Piece Set, LH With Tool Box, RH, and Center Cover 3020 Late, 4020 Late	\$383.00

Order No: WN-R41231

Description	Retail
 Cover, Rockshaft, Center Applications: 2520, 3020, 4000, 4020, 4320 Features: 3020 S/N 123000-, 4020 S/N 201000-	\$58.50

**Sheet Metal: Fenders**


Order No: WN-3701FENDER

Description	Retail
 Fender, Front, Pivot, US Version Applications: 4050, 4055, 4250, 4255, 4450, 4455,	\$1,760.00


4555, 4560, 4650, 4755, 4760, 4850, 4855, 4955, 4960, 7200, 7210, 7220, 7320, 7400, 7410, 7420, 7520, 7600

Features: Pair, 19", MFWD, Verify Spindle Mount Pattern Before Order


Order No: WN-3707

Description	Retail
 Fender, Front, Kit Applications: 3010, 3020, 4010, 4020, 4030, 4040, 4050, 4055, 4230, 4240, 4250, 4255, 4320, 4430, 4440, 4450, 4455, 7200, 7210, 7220, 7320, 7400, 7410, 7420 Features: 13" Wide, For 9, 10, or 11" Tires, No Step, Turns with Tire	\$739.00

Order No: WN-3708

Description	Retail
 Fender, Front, Kit Applications: 3010, 3020, 4010, 4020, 4030, 4040, 4050, 4055, 4230, 4240, 4250, 4255, 4320, 4430, 4440, 4450, 4455, 7200, 7210, 7220, 7320, 7400, 7410, 7420, 8420 Features: 15" Wide, For 14" Tires, Turns with Tire, For Both Sides	\$814.00

Order No: WN-3709

Description	Retail
 Fender, Front, Kit Applications: 3010, 3020, 4010, 4020, 4030, 4040, 4050, 4055, 4230, 4240, 4250, 4255, 4320, 4430, 4440, 4450, 4455, 7200, 7210, 7220, 7320, 7400, 7410, 7420 Features: 13" Wide, For 9" - 11" Tires, w/ Step, Turns with Tire	\$1,079.00


Order No: WN-3861

Description	Retail
Fender, Front Applications: 3010, 3020, 4010, 4020, 4030, 4040, 4050, 4055, 4230, 4240, 4250, 4255, 4320, 4430, 4440, 4450, 4455, 7200, 7210, 7220, 7320, 7400, 7410, 7420 Features: RH, Skin Only	\$186.00


Order No: WN-3862

Description	Retail
Fender, Front Applications: 3010, 3020, 4010, 4020, 4030, 4040, 4050, 4055, 4230, 4240, 4250, 4255, 4320, 4430, 4440, 4450, 4455, 7200, 7210, 7220, 7320, 7400, 7410, 7420 Features: LH, Skin Only	\$186.00


Order No: WN-AA4655R

Description	Retail
 Fender, LH or RH Applications: A, B, G, 50, 520, 530, 60, 620, 630, 70, 720, 730 Features: Clam Shell Shaped	\$128.00

Order No: WN-AL28584

Description	Retail
 Fender Right Side Applications: 300, 301, 400, 401, 480, 820, 830, 920, 930, 940, 1020, 1030, 1130, 1630, 1830, 2030, 2130, 1040, 1140, 1520, 1530, 1550, 1640, 1750, 1840, 1850, 1950, 2020, 2040, 2140, 2150, 2155, 2240, 2255, 2350, 2355, 2355N, 2440, 2550, 2555, 2630, 2640, 2650, 2650N, 2750, 2755, 2850, 2855, 2855N Features: Less Bolts, Clam Shell Style (1030, 1130, 1630, 1830, 2030, 2130, All S/N 307101-)	\$124.00

Order No: WN-AL28585

Description	Retail
 Fender Left Side Applications: 300, 301, 400, 401, 480, 820, 830, 920, 930, 940, 1020, 1030, 1130, 1630, 1830, 2030, 2130, , 1040, 1140, 1520, 1530, 1550, 1640,	\$124.00

John Deere®

**Tractor: Body & Sheet Metal**

**Sheet Metal: Fenders**

**Order No: WN-AL28585**

1750, 1840, 1850, 1950, 2020, 2040, 2140, 2155, 2240, 2255, 2350, 2355, 2355N, 2440, 2550, 2555, 2630, 2640, 2650, 2650N, 2750, 2755, 2850, 2855, 2855N  
 Features: Less Bolts, Clam Shell Style (1030, 1130, 1630, 1830, 2030, 2130, All S/N 307101-)

**Order No: WN-AM1834T**



**Description** **Retail**  
 Fender, LH or RH \$128.00  
 Applications: 1010, 40, 420, 430  
 Features: Clamshell Type 1010 Row Crop Utility, Special Row Crop Utility & Row Crop, 40 Tricycle, (420, 430, All Special Utility, Tricycle & Row Crop Utility)

**Order No: WN-AR20869R**



**Description** **Retail**  
 Fender, Right Hand \$195.00  
 Applications: 530, 630, 730  
 Features: Flat Top, Without Hand Hole

**Order No: WN-AR20932R**



**Description** **Retail**  
 Fender, Rear, Wiring Cover \$20.00  
 Applications: 520, 530, 620, 630, 720, 730  
 Features: Used With Flat Top Fenders , (Cut To Fit 620, 630, 720, 730)

**Order No: WN-AR43967**



**Description** **Retail**  
 Fender, Right Hand \$375.00  
 Applications: 4320, 4520, 4620  
 Features: Primed

**Order No: WN-AR43968**



**Description** **Retail**  
 Fender, Left Hand \$375.00  
 Applications: 4320, 4520, 4620  
 Features: Primed

**Order No: WN-AT20777**



**Description** **Retail**  
 Fender, Right \$210.00  
 Applications: 300B, 820, 830, 1020, 1520, 1530, 2020, 2030, 2040, 2240, 2440, 2630, 2640, 2840

**Order No: WN-JDS244**



**Description** **Retail**  
 Fender, Bracket \$174.00  
 Applications: 520, 530, 620, 630, 720, 730  
 Features: Sold In Pairs, 3 Bolt Base

**Order No: WN-L101643**



**Description** **Retail**  
 Fender Extension \$96.94  
 Applications: 6100, 6110, 6110L, 6200, 6210, 6210L, 6300, 6310, 6310L, 6400, 6405, 6410, 6410L, 6605  
 Features: Long Version, Right Hand

**Order No: WN-L101649**



**Description** **Retail**  
 Fender Extension \$96.94  
 Applications: 6100, 6110, 6110L, 6200, 6210, 6210L, 6300, 6310, 6310L, 6400, 6405, 6410, 6410L, 6605  
 Features: Long Version, Left Hand

**Order No: WN-MD830562**

**Description** **Retail**  
 MFWD, Fender, Set, With Brackets \$1,494.00  
 Applications: 4050, 4250, 4450, 4650, 4850, 4055, 4255, 4455, 4755, 4955, 4560, 4760, 4960, 7200, 7400, 7210, 7410, 7600, 7610, 8100, 8300, 8400  
 Features: For JD "Waterloo" Style MFWD w/16.9

**Tires**

**Order No: WN-R20759**



**Description** **Retail**  
 Fender, Grommet \$5.25  
 Applications: 530, 630, 730, 820, 830, 920, 930, 1020, 2010, 2020, 2030, 2130, 2440, 2510, 2520, 2630, 2640, 2840, 2940, 3010, 3020, 4000, 4010, 4030, 4040, 4040S, 4050, 4055, 4230, 4240, 4430, 4440, 4555, 4630, 4640, 4650, 4755, 4840, 4850, 4955, 4960, 5010, 5020, 6030, 21206, 21256, 21456  
 Features: For Fenders With Hand Hold Fits John Deere Harvester(s) 484, 3940, 3950, 3955, 3960, 3970, 3975, 5200, 5400, 5440, 5460, 6650, 6750, 6850, 6950, 7440, 7445, 7450, 7460, 7700, 7800  
 Fits John Deere Sprayer(s) 6100, 6500, 6700

**Order No: WN-R26992**



**Description** **Retail**  
 Fender, Bracket, U-Bolt \$15.00  
 Applications: 2010, 2030, 2440, 2510, 2520, 2630, 2640, 2840, 2940, 3010, 3020, 4000, 4010, 4020, 4320, 7520, 8430, 8440, 8450, 8630, 8640  
 Features: Also 4WD Axle Stop, Green

**Order No: WN-R52561**



**Description** **Retail**  
 Fender, Panel, Rear \$32.00  
 Applications: 2250, 2350, 2355, 2450, 2550, 2555, 2650, 2750, 2755, 2850, 23940, 2950, 2955, 3040, 3050, 3055, 3140, 3150, 3155, 3255, 3350, 4030, 4040, 4050, 4055, 4230, 4240, 4250, 4255, 4350, 4430, 4440, 4450, 4455, 4555, 4630, 4640, 4650, 4755, 4840, 4850, 4955, 4960  
 Features: RH Tail Light Shield Length: 11-1/2", Width: 6-7/8", Depth: 1-5/8", Fits Right Hand Side

**Order No: WN-R52562**



**Description** **Retail**  
 Fender, Panel, Rear \$32.00  
 Applications: 4030, 4230, 4430, 4630, 2940, 4040, 4240, 4440, 4640, 4840, 4050, 4250, 4450, 4650, 4850, 4055, 4255, 4455, 4555, 4755, 4955, 4560, 4760, 4960,  
 Features: LH Tail Light Shield Additional  
 Applications: 2140, 3040, 3140, 2350, 2550, 2750, 2950, 3150, 2955, 2755, 2655, 2555, 3155, 3055, 3255,

**Order No: WN-R70588**



**Description** **Retail**  
 Fender Bracket \$105.00  
 Applications: 2010, 2030, 2440, 2510, 2630, 2640, 2840, 2940, 3010, 3020, 4000, 4010, 4020, 4320, 4520, 4620, 5020, 6030, 8430, 8440, 8450, 8630, 8640, 8650  
 Features: Fits Left Hand or Right Hand, Less U-Bolt 8430 Model Year 1974-1981

**Order No: WN-R81696**



**Description** **Retail**  
 Front Fender Light Panel Right \$66.00  
 Applications: 1755, 2250, 2350, 2355, 2450, 2550, 2555, 2650, 2750, 2755, 2850, 2940, 2950, 2955, 3040, 3050, 3055, 3140, 3150, 3155, 3255, 3350, 4030, 4230, 4430, 4630, 4040, 4240, 4440, 4640, 4840, 4050, 4250, 4450, 4650, 4850, 4055, 4255, 4455, 4555, 4955  
 Features: Right Hand Front Light Panel Additional  
 Applications: 2550, 2750, 2950, 3150, 2955, 2755, 2355, 2555, 3155, 3055, 3255,

**Order No: WN-R81697**



**Description** **Retail**  
 Fender, Panel, Front \$66.00  
 Applications: 4030, 4230, 4430, 4630, 4040, 4240, 4440, 4640, 4840, 4050, 4250, 4450, 4650, 4850, 4055, 4255, 4455, 4555, 1755, 4955, 2140, 3040,

John Deere®




**Tractor: Body & Sheet Metal**

**Sheet Metal: Fenders**


Order No: WN-R81697

3140, 2940  
Features: LH Front Light Panel Additional  
Applications:  
2350, 2550, 2750, 2950, 3150, 2955, 2755, 2355,  
2555, 3155, 3055, 3255,

Order No: WN-RE11219

 Description	Retail
Fender, Right Applications: 4040, 4040S, 4050, 4055, 4240, 4240S, 4250, 4255, 4350, 4440, 4450, 4455, 4640, 4755, 4840, 4850, 4955 Features: Bolt On Type, Sound Guard Body, Primed	\$299.90


Order No: WN-RE11220

 Description	Retail
Fender Left Side Applications: 4040, 4040S, 4050, 4055, 4240, 4240S, 4250, 4255, 4350, 4440, 4450, 4455, 4640, 4755, 4840, 4850, 4955 Features: Bolt On Type, Sound Guard Body, Use Round Headlights, Green	\$283.56


Order No: WN-RE13878

 Description	Retail
Fender, Right Hand Applications: 520, 530, 620, 630, 720, 730, 2010, 2030, 2350, 2440, 2510, 2520, 2550, 2630, 2640, 2750, 2840, 2940, 2950, 3010, 3020U, 4000, 4010, 4020, 4320 Features: Row Crop, Flat Top, with Hand Hole, OEM-Restoration Quality	\$234.00


Order No: WN-RE13878-S

 Description	Retail
Fender, RH Applications: 520, 530, 620, 630, 720, 730, 2010, 2030, 2155, 2350, 2355, 2440, 2520, 2550, 2555, 2630, 2640, 2750, 2755, 2840, 2940, 2950, 2955, 3020, 4000, 4020, 4320 Features: Single Light Fender, OEM-Restoration Quality	\$209.00


Order No: WN-RE13879

 Description	Retail
Fender, Left Hand Applications: 520, 530, 620, 630, 720, 730, 2010, 2030, 2350, 2440, 2510, 2520, 2550, 2630, 2640, 2750, 2840, 2940, 2950, 3010, 3020U, 4000, 4010, 4020, 4320 Features: Row Crop, Flat Top, with Hand Hole, OEM-Restoration Quality	\$234.00


Order No: WN-RE13879-S

 Description	Retail
Fender, LH Applications: 520, 530, 620, 630, 720, 730, 2010, 2030, 2155, 2350, 2355, 2440, 2520, 2550, 2555, 2630, 2640, 2750, 2755, 2840, 2940, 2950, 2955, 3020, 4000, 4020, 4320 Features: Single Light Fender, OEM-Restoration Quality	\$209.00

Order No: WN-RE46294

 Description	Retail
Right Hand Fender Applications: 4560, 4755, 4760, 4955, 4960 Features: Sound Gard Style, Bolt On, Square Headlight Opening 4755, 4955 both ASN 10001	\$400.00

Order No: WN-RE47822

 Description	Retail
Fender Applications: 4560, 4755, 4760, 4955, 4960 Features: Left Hand, Bolt-On Style 4755 s/n	\$400.00


10001-, 4955 s/n 1001-

**Sheet Metal: Grilles**


Order No: WN-A4316R

 Description	Retail
Screen, Grille Applications: 60, 70, 620, 630, 720, 730 Features: Painted 60 Std. S/N 6043000-	\$49.00


Order No: WN-AB1534R

 Description	Retail
Grill Applications: B Features: Right Hand With Screen S/N 60000-	\$327.00


Order No: WN-AB1535R

 Description	Retail
Grill Applications: B Features: Left Hand With Screen S/N 60000-	\$464.00


Order No: WN-AR26477

 Description	Retail
Screen, Front Grille Applications: 4000, 4010, 4020 Features: Painted	\$80.00


Order No: WN-AR26494

 Description	Retail
Screen, Front Grille Applications: 3010, 3020 Features: Painted	\$80.00

Order No: WN-AR35025

 Description	Retail
Grille, Screen, Front Applications: 5010, 5020, 6030, 7520	\$142.00

Order No: WN-AR38233

 Description	Retail
Screen, Front Grille Applications: 2510, 2520	\$82.75

Order No: WN-AR48449

 Description	Retail
Grille Screen Front Applications: 4320	\$120.00

Order No: WN-AT11703

 Description	Retail
Grille, Front Screen Applications: 2010	\$181.00

Order No: WN-AT20629

 Description	Retail
Screen, Front, Grille Applications: 1010 Features: 33-3/4" Tall, 32" Wide	\$210.00

Order No: WN-B1420R


 Description	Retail
Screen, Grille, Front Applications: B, H Features: Preformed, Left or Right Hand Side B S/N 60000-	\$62.50

Order No: WN-B3069R

 Description	Retail
Screen, Front Grille Applications: 50, 520, 530	\$45.25

**Sheet Metal: Hoods**

Order No: WN-AA3945R

 Description	Retail
Hood Applications: A Features: S/N 584, 000 Up	\$825.00


Order No: WN-AL77767

John Deere®


**Tractor: Body & Sheet Metal**

**Sheet Metal: Hoods**


Order No: WN-AL77767

Description	Retail
 Hood Gas Strut Applications: SE6510, SE6610, 6110, 6200, 6200L, 6300, 6300L, 6400, 6400L, 6500L, 6505, 6506, 6510, 6600, 6605, 6610, 6800, 6810, 6900, 6910, 6910S Features: (6110, 6200, 6200L, 6300, 6300L, 6400, 6400L, 6500L, All s/n -150268),	\$25.00


Order No: WN-AR41148

Description	Retail
 Hood Applications: 3010, 3020 Features: Gas Or Diesel, Round Muffler Hole, No Pre Cleaner Hole, UPS OVR 3020 S/N -122, 999	\$575.00

Order No: WN-AR41165

Description	Retail
 Hood Applications: 4020 Features: Steel, For Gas & Diesel, Round Muffler Hole 4020 S/N -200999	\$1,417.00

Order No: WN-B1445R

Description	Retail
 Hood, Panel, Front Nose Applications: STYLED B Features: STYLED B S/N 60000-	\$162.00


Order No: WN-JDS186

Description	Retail
 Hood, Patch Applications: B Features: Chamfered On 2 Sides, Weld On	\$33.50


Order No: WN-JDS300

Description	Retail
 Hood, Patch Applications: A, G, 60 Features: Chamfered, Weld On	\$33.50

Order No: WN-R52362

Description	Retail
 Hood, Nose, Cone Applications: 940, 1040, 1140, 1550, 1640, 1750, 1840, 1850, 1850N, 2040, 2040S, 2140, 2155, 2240, 2940, 3040, 3140, 4030, 4040, 4230, 4040S Features: Fiberglass 2040 S/N 350000-I, 2155 S/N 621999-, 2240 S/N 350000-	\$68.75


Order No: WN-R59961

Description	Retail
 Hood, Nose Cone Applications: 830, 930, 1030, 1130, 1630, 1830, 2030, 2040, 2130, 2240, 2440, 2640 Features: Fiberglass 2040 s/n -340999, 2240 s/n -340999, 2640 s/n -340999	\$62.00

Order No: WN-R7688

Description	Retail
Sheet Metal Bolt Kit Applications: B Features: Includes 81 Pieces & Schematics, S/N 201000-	\$65.50

Order No: WN-RE152042

Description	Retail
 Gas Strut Spring Cylinder Tilt Steering Wheel Applications: 7200, 7210, 7400, 7410, 7510, 7600, 7610, 7700, 7710, 7800, 7810 Features: Gas Shock, Kit	\$65.00

Order No: WN-RE234993


Description	Retail
Hood Gas Strut Applications: 9300T, 9400T, 9120, 9220, 9320, 9420, 9520, 9620, 9320T, 9420T, 9520T	\$45.00

Order No: WN-RE235000


Description	Retail
 Cab, Window/Hood, Strut Applications: 7200, 7210, 7400, 7510, 7600, 7610, 7700, 7710, 7800, 7810 Features: Gas Strut, Rear Window or Hood (7200, 7210, 7400, 7410, 7510, All Hood), (7600, 7610, 7700, 7710, 7800, 7810, All European Edition, Rear Window)	\$25.00

**Sheet Metal: Side Panels**


Order No: WN-AR26769

Description	Retail
 Rear Side Panel - Right Side Applications: 4010, 4020, 600 Features: 4020 Year -1969, 600 S/N -200999	\$60.00


Order No: WN-AR26770

Description	Retail
 Rear Side Panel, LH Applications: 4010, 4020, 600 Features: 4020 Year -1969, 600 S/N -200999	\$60.00


Order No: WN-AR26850

Description	Retail
 Rear Side Panel Applications: 3010, 3020, 500 Features: Fits Right Hand Side 3020 S/N -122999	\$65.00


Order No: WN-AR26851

Description	Retail
 Panel, Side, LH Rear Applications: 3010, 3020, 500 Features: 3020 S/N -122999	\$75.00


Order No: WN-AR32689

Description	Retail
 Panel, Side, RH Front Applications: 4000, 4010, 4020 Features: Right Hand, 20" Tall	\$85.00


Order No: WN-AR32690

Description	Retail
 Panel, Side, LH Front Applications: 4000, 4010, 4020	\$85.00


Order No: WN-AR40584

Description	Retail
 Control Panel Cover Applications: JD600, 4520, 3020, 4000, 4020, JD500, JD500A, 4320, 4620, 7020, 500C, 7520, 510 Features: RH Side	\$79.00


Order No: WN-AR40585

Description	Retail
 Control Panel Cover Applications: JD600, 4520, 3020, 4000, 4020, JD500, JD500A, 4320, 4620, 7020, 500C, 7520, 510 Features: LH Side	\$79.00

Order No: WN-AR40773

Description	Retail
 Panel, Side, RH Rear Applications: JD600, 4000, 4020 Features: 4020 S/N 201000-	\$54.00

Order No: WN-AR40774

Description	Retail
 Panel, Side, LH Rear Applications: JD600, 4000, 4020 Features: 4020 S/N 201000-	\$54.00

Order No: WN-AR40777

**Tractor: Body & Sheet Metal**

**Sheet Metal: Side Panels**

Order No: WN-AR40777

Description	Retail
Panel, Side, RH Rear Applications: 3020, 500A, 500B Features: 3020 S/N 123000-, 500A S/N 123114-152141	\$75.00

Order No: WN-AR40778

Description	Retail
Panel, Side, LH Rear Applications: 3020, 500A, 500B Features: 3020 s/n 123000-, 500A s/n 123114-152141	\$76.00

Order No: WN-AR43290

Description	Retail
Panel, Side, RH Rear Applications: 4520, 4620	\$76.75

Order No: WN-AR43291

Description	Retail
Panel, Side, LH Rear Applications: 4520	\$76.75

Order No: WN-AR49200

Description	Retail
Panel, Side, RH Rear Applications: 4320	\$84.00

Order No: WN-AR49201

Description	Retail
Panel, Side, LH Rear Applications: 4320	\$84.00

Order No: WN-AR53645

Description	Retail
Panel, Rear, Engine Applications: 5010, 5020, 700 Features: Right Side, For Tractors Without Cab DOES NOT FIT JD 6030 TRACTORS. Mistake by JD in using the same part number. They are NOT THE SAME PART. 700 Industrial	\$187.00

Order No: WN-AR53646

Description	Retail
Panel, Rear, Engine Applications: 5010, 5020, 700 Features: Left Side, For Tractors Without Cab DOES NOT FIT JD 6030 TRACTORS. Mistake by JD in using the same part number. They are NOT THE SAME PART. 700 Industrial	\$307.00

Order No: WN-AR59704

Description	Retail
Panel, Side, LH Rear Applications: 4630	\$127.31

Order No: WN-AR76438

Description	Retail
Panel, Side, RH Rear Applications: 4555, 4640, 4650, 4755, 4840, 4850, 4955 Features: 4555, 4755, 4955 all S/N -010000	\$83.00

Order No: WN-AR81380

Description	Retail
Panel, Side, LH Rear Applications: 4050, 4055, 4250, 4255, 4440, 4450, 4455 Features: 4050 S/N 5511-	\$55.00

Order No: WN-AR82256

Description	Retail
Panel, Side, RH Rear Applications: 4050, 4055, 4250, 4255, 4440, 4450, 4455, 4630 Features: 4050 S/N 5511-	\$58.00

Order No: WN-AR82257

Description	Retail
Panel, Side, LH Rear Applications: 4555, 4640, 4650, 4755, 4840, 4850, 4955	\$85.00

Order No: WN-AR82258

Description	Retail
Panel, Side, RH Rear Applications: 4050, 4240, 4430 Features: 4050 S/N - 5510	\$60.00

Order No: WN-AR82259

Description	Retail
Panel, Side, LH Rear Applications: 4050, 4240, 4430 Features: 4050 S/N -5510	\$58.00

Order No: WN-AR82260

Description	Retail
Panel, Side, RH Rear Applications: 4040, 4230	\$67.00

Order No: WN-AR82261

Description	Retail
Panel, Side, LH Rear Applications: 4040, 4230	\$67.00

**Sheet Metal: Side Screens**

Order No: WN-AL56764

Description	Retail
Screen, Side, RH/LH Applications: 2940, 2950, 3040, 3140, 3150, 3340, 3640, 3640S	\$119.83

Order No: WN-AL67191

Description	Retail
Screen, Side Applications: 2955, 3050, 3055, 3150, 3155, 3255, 3350, 3650 Features: Left Hand or Right Hand	\$219.83

Order No: WN-AL67554

Description	Retail
Side Screen Applications: 2355, 2555, 2755, 2855N Features: 17" x 19" Includes Knob	\$87.52

Order No: WN-AR26849

Description	Retail
Screen, Side Applications: 3010, 3020 Features: 18" Wide x 19" Tall	\$75.00

Order No: WN-AR32720

Description	Retail
Screen, Side Applications: 4000, 4010, 4020 Features: 20" x 17"	\$65.00

Order No: WN-AR38234

Description	Retail
Screen, Side Applications: 2510, 2520	\$69.75

Order No: WN-AR43060

Description	Retail
Side Screen Applications: 4520, 4620 Features: 23 9/16" x 23 3/16"	\$157.00

Order No: WN-AR48488


John Deere®




**Tractor: Body & Sheet Metal**

**Sheet Metal: Side Screens**


**Order No: WN-AR48488**

Description	Retail
 Screen, Side Applications: 4320 Features: 21" x 20-3/4"	\$91.50


**Order No: WN-AR65458**

Description	Retail
 Screen, Side Applications: 4030 Features: 20" x 22-1/4"	\$91.50


**Order No: WN-AR65459**

Description	Retail
 Screen, Side Applications: 4040, 4230 Features: 21" x 24"	\$91.50

**Order No: WN-AR65460**

Description	Retail
 Side Screen Applications: 4240, 4430 Features: 26-1/4" x 22-3/4"	\$91.50


**Order No: WN-AR65461**

Description	Retail
 Side Screen Applications: 4440, 4630, 4640 Features: 26" x 25"	\$91.50


**Order No: WN-AR69164**

Description	Retail
Screen, Side Applications: 8430, 8440, 8630, 8640 Features: 22" x 24"	\$91.50


**Order No: WN-AR72949**

Description	Retail
 Screen, Side Applications: 820, 830, 1020, 1520, 1530, 2040, 2240 Features: 13-3/4" x 17" 1520 Low, 2040 S/N -349999, 2240 S/N -349999	\$60.00

**Order No: WN-AR72950**

Description	Retail
 Screen, Side Applications: 300B, 301B, 1020, 1520, 1830, 2020, 2030, 2440, 2630, 2640 Features: 17" x 17" 2440 S/N -340999, 2640 S/N -340999	\$62.00

**Order No: WN-AR73911**

Description	Retail
 Screen, Side Applications: 4840 Features: 32-1/4" x 24-3/4"	\$91.50


**Order No: WN-AR91452**

Description	Retail
 Screen, Side RH/LH Applications: 2440, 2460 Features: 17" X 17-1/8" 2440 S/N 341000-, 2640 S/N 341000-	\$142.76


**Order No: WN-AR98442**

Description	Retail
 Screen, Side Applications: 8450, 8650 Features: 24" x 19-1/4"	\$91.50

**Order No: WN-R26858**

Description	Retail
 Side Screen Spring Applications: 510, 820, 830, 940, 1010, 1020, 1030, 1040, 1120, 1130, 1140, 1520, 1630, 1830, 2020, 2030, 2040, 2130, 2440, 2510, 2520, 2630,	\$4.60


**Order No: WN-R26858**

Description	Retail
 Side Screen Spring Applications: 510, 820, 830, 940, 1010, 1020, 1030, 1040, 1120, 1130, 1140, 1520, 1630, 1830, 2020, 2030, 2040, 2130, 2440, 2510, 2520, 2630,	\$4.60


2640, 2840, 2940, 3010, 3020, 3030, 3130, 4000, 4010, 4020, 5010, 5020, 6030, 7020, 8650, 8850, 300, 300B, 301, 301A, 302, 302A, 310, 310A, 310B, 400, 401, 401A

Features: Right or Left Side, 11.87" Long 4000 (s/n 201000-later), 8650 (s/n 004598-later), 8850 (s/n 005182-earlier), Construction and Industrial Applications: 401B, 401C, 401D, 410, 500 (SERIES B), 500C, 600  
 Fits John Deere Sprayer(s) 6100, 6500, 6700


**Order No: WN-R35769**

Description	Retail
 Side Screen Spring Applications: 700, 700A, 4030, 4040, 4040S, 4230, 4240, 4240S, 4430, 4440, 4520, 4620, 4630, 4640, 4840, 5010, 5020, 6030, 7020, 7520, 8430, 8440, 8450, 8630, 8640, 8650 Features: 8430 Year 1974-1981, 8450 S/N -003126, 8650 S/N -004597	\$6.00


**Order No: WN-RE12764**

Description	Retail
 Side Screen Applications: 4050, 4055, 4250, 4255, 4450, 4455 Features: 24 3/4" Tall, 26 1/4" Wide, With Wire Clamp and Metal Knob 4050 s/n 5511-,	\$128.00


**Order No: WN-RE12879**

Description	Retail
 Screen, Side Applications: 4555, 4560, 4650, 4755, 4760, 4850, 4955, 4960 Features: RH, for Mechanical Front Wheel Drive	\$550.00


**Order No: WN-RE12880**

Description	Retail
 Screen, Side Applications: 4555, 4560, 4650, 4755, 4760, 4850, 4955 Features: LH, for Mechanical Front Wheel Drive	\$550.00


**Order No: WN-RE12881**

Description	Retail
 Screen, Side Applications: 4555, 4560, 4650, 4755, 4760, 4850, 4955, 4960 Features: Right Hand, For 2WD Models Only	\$575.00


**Order No: WN-RE12882**

Description	Retail
 Screen, Side Applications: 4555, 4560, 4650, 4755, 4760, 4850, 4955, 4960 Features: Left Hand, For 2WD Models Only	\$453.94

**Order No: WN-RE66040**


Description	Retail
 Side Screen Applications: 5200, 5300, 5400, 5400N, 5500N Features: RH	\$95.00

**Order No: WN-RE66041**

Description	Retail
 Side Screen Applications: 5200, 5300, 5400, 5400N, 5500N Features: LH	\$95.00

**Sheet Metal: Tool Boxes**

**Order No: WN-1501**

Description	Retail
 Step, Tool Box, Tray Applications: 3010, 3020, 4000, 4010, 4020, 4030, 4040, 4050, 4055, 4230, 4240, 4250, 4255, 4320, 4430, 4440, 4450, 4455, 4520, 4555, 4560, 4620, 4630, 4640 Features: #10 4650, 4755, 4840, 4850, 4955, 4960, 5010, 5020, 5200, 5210, 5300, 5310, 5400, 5400N, 5410, 5500, 5500N, 5510, 6030, 7020, 7200, 7210, 7400, 7410, 7520, 7600, 7610, 7700,	\$81.25

**Tractor: Body & Sheet Metal**

**Sheet Metal: Tool Boxes**

**Order No: WN-1501**

7710, 7720, 7800, 7810, 8100, 8100T, 8200, 8200T, 8300, 8300T, 8400, 8400T, 8430, 8440, 8630, 8640, 8650, 8760, 8770, 8850, 8870, 8960, 8970, 9100, 9200, 9300, 9400

**Order No: WN-1503**



Description	Retail
Tool Box, Step Applications: 3010, 3020, 4000, 4010, 4020, 4030, 4040, 4050, 4055, 4230, 4240, 4250, 4255, 4320, 4430, 4440, 4450, 4455, 4520, 4555, 4560, 4320, 4630, 4640 Features: 22" - 25" Bolt Pattern, Step Only	\$127.00

**Order No: WN-1514**



Description	Retail
Tool Box Applications: 3010, 3020, 4000, 4010, 4020, 4030, 4040, 4050, 4055, 4230, 4240, 4250, 4255, 4320, 4430, 4440, 4450, 4455, 4520, 4555, 4560, 4620, 4630, 4640 Features: #30 4650, 4755, 4840, 4850, 4955, 4960, 5010, 5020, 5200, 5210, 5300, 5310, 5400, 5400N, 5410, 5500, 5500N, 5510, 6030, 7020, 7200, 7210, 7400, 7410, 7520, 7600, 7610, 7700, 7710, 7720, 7800, 7810, 8100, 8100T, 8200, 8200T, 8300, 8300T, 8400, 8400T, 8430, 8440, 8630, 8640, 8650, 8760, 8770, 8850, 8870, 8960, 8970, 9100, 9200, 9300, 9400	\$156.00

**Order No: WN-1515**



Description	Retail
Step, Tool Box Applications: 3010, 3020, 4000, 4010, 4020, 4030, 4040, 4050, 4055, 4230, 4240, 4250, 4255, 4320, 4430, 4440, 4450, 4455, 4520, 4555, 4560, 4620, 4630, 4640 Features: #10 4650, 4755, 4840, 4850, 4955, 4960, 5010, 5020, 5200, 5210, 5300, 5310, 5400, 5400N, 5410, 5500, 5500N, 5510, 6030, 7020, 7200, 7210, 7400, 7410, 7520, 7600, 7610, 7700, 7710, 7720, 7800, 7810, 8100, 8100T, 8200, 8200T, 8300, 8300T, 8400, 8400T, 8430, 8440, 8630, 8640, 8650, 8760, 8770, 8850, 8870, 8960, 8970, 9100, 9200, 9300, 9400	\$149.00

**Order No: WN-AR1714R**



Description	Retail
Tool Box Applications: 80, 820, 830	\$78.75

**Order No: WN-T23033**



Description	Retail
Tool Box Bracket Applications: 4010, 5010, 3020, 4020, 2510, 1020, 2020, JD300, JD400, 5020, 4520, 3020, 4000, 4020, 1520, 2520, 5020, 4320, 4620, 7020, JD301, JD401, 2030, 6030, 7520, 4030, 4230, 4430, 4630, 2630, 2440, 2640, 2940, 2040, 2240, 8450, 8650, 1250, 1450, 1650, 4040, 4240, 4440, 4640, 4840, 4050, 4250 Features: Additional Tractor Models: 4450, 4650, 4850, 8560, 8760, 8960, 4055, 4255, 4455, 7600, 7700, 7800, 5200, 5300, 5400, 5500, 4560, 4760, 4960, 8570, 8770, 8870, 8970, 7200, 7400, 8100, 8200, 8300, 8400, 9100, 9200, 9300, 9400, 8100T, 8200T, 8300T, 8400T, 7210, 7410, 7510, 7610, 7710, 7810, 5210, 5310, 5410, 5510, 5310N, 5510N, 9300T, 9400T, 8110, 8210, 8310, 8410, 5105, 5205, 8110T, 8210T, 8310T, 8410T, 7710, 7810, 5320N, 5420N, 5520N, 8120T, 8220T, 8320T, 8420T, 8520T, 9120, 9220, 9320, 9420, 9520, 9620, 7720, 7820, 7920, 9320T, 9420T, 9520T, 9620T, 820, 830, 1530, 2040, 2240, 2840, 2150, 2255, 2350, 2750, 2950, 3150, 2955, 2755,	\$47.00

2355, 2555, 3155, 3055, 3255, 7220, 7320, 7420, 7520, 4120, 4320, 4520, 4720, 5220, 5320, 8130, 8230, 8330, 8430, 8530, 8230T, 8330T, 8430T, 5400N, 5500N, 4044M, 4052M, 4066M, 4044R, 4052R, 4066R, 8850, 8450, 8650, 4555, 4755, 4955, 3120, 3030, 3130, 1830, 2030, 2130, 1020, 1120, 1030, 1130, 1630, 820, 920, 2150, 2255, 1640, 2040, 2040S, 2140, 3040, 3140, 2350, 2550, 2750, 2950, 3150, 2955, 2755, 2355, 2555, 2155, 2355N, 3155, 3055, 3255, 6200, 6300, 6400, 6500, 6200L, 6300L, 6400L, 6500L, 6110, 6210, 6310, 6410, 6110L, 6210L, 6310L, 6410L, 6510L, 6310S, 6410S, 6510S, 6405, 6605, 6120, 6220, 6320, 6420, 6120L, 6220L, 6320L, 6420L, 6215, 6415, 6615, 6715, 7430, 7330, 7530, 6230, 6330, 6430, 7130, 7230, 6170R, 6190R, 6210R, 6105R, 6115R, 6125R, 6140R, 6150R, 6150RH, 6105M, 6115M, 6125M, 6140M, 6150M, 6170M, 6175R, 6195R, 6215R, 6110R, 6120R, 6130R, 6145R, 6155R, 7420, 7520, 8225R, 8245R, 8270R, 8295R, 8320R, 8345R, 8295RT, 8320RT, 8345RT, 8310RT, 8335RT, 8360RT, 8295R, 8320R, 9360R, 9410R, 9460R, 9510R, 9560R, 9460RT, 9510RT, 9560RT, 9230, 9330, 9430, 9530, 9630, 9430T, 9530T, 9630T, 7630, 7730, 7830, 7930, 8245R, 8270R, 8298R, 8320R, 8345R, 8370R, 8320RT, 8345RT, 8370RT, 8335R, 9370R, 9420R, 9470R, 9520R, 9570R, 8620R, 9470RT, 9520RT, 9570RT, 5075M, 5085M, 5100M, 5115M, 5100MH, 9470RX, 9520RX, 9570RX, 9620RX, 5100ML, 5115ML, 6110M, 6120M, 6130M, 6145M, 6155M, 6175M, 6195M

**Steps: Steps**

**Order No: WN-10-20STEPADAPTERBRKT**



Description	Retail
Step, New Generation, Adapter Bracket, LH Applications: 2510, 2520, 3010, 3020, 4000, 4010, 4020, 4320, 4520, 4620 Features: Adapts New Generation Steps to 10 And 20 Series JD Tractors	\$60.50

**Order No: WN-3343**



Description	Retail
Step, Hand Rail, Left Hand Applications: 4030, 4040, 4050, 4230, 4240, 4250, 4430, 4440, 4450, 4630, 4640, 4650, 4840, 4850 Features: For Open Station Tractors	\$49.50

**Order No: WN-3402**



Description	Retail
Step, Assembly Applications: 8100, 8100T, 8110, 8200, 8200T, 8210, 8300, 8300T, 8310, 8400, 8400T, 8410 Features: 2 Non Skid Steps, 2 Handrails, Intermediate Step, Hardware	\$373.00

**Order No: WN-3406**



Description	Retail
Step Applications: 4010, 4020 Features: For Tractors with Stolper Cab	\$366.00

**Order No: WN-3407**



Description	Retail
Step, No Hand Rail Included Applications: 3010, 3020, 4010, 4020, 4320, 4520, 4620 Features: For Tractors with Hiniker Cab This step fits the late cabs ONLY where the original step is mounted with 4 bolts directly under the cab door. For the early cabs use the Stolper step (PN 3406).	\$366.00

**Order No: WN-3408**


Description	Retail
Step Applications: 4010, 4020 Features: For Tractors with Hinson Cab	\$366.00

John Deere®


**Tractor: Body & Sheet Metal**

**Steps: Steps**


**Order No: WN-3409**

Description	Retail
 Step, w/ Hand Rail Applications: 8020, 8050	\$373.00


**Order No: WN-3411**

Description	Retail
 Step, Assembly, Right Hand Applications: 7000, 7600, 7700, 7800 Features: 2 Non Skid Steps, 2 Handrails, Intermediate Step, Hardware	\$358.00


**Order No: WN-3412**

Description	Retail
 Step, Extension Applications: 4010, 4020 Features: Left or Right Side	\$92.25


**Order No: WN-3416**

Description	Retail
 Step, Window Step Applications: 8130, 8230, 8330, 8430, 8530 Features: Includes Handrail And Hardware	\$373.00


**Order No: WN-3418**

Description	Retail
 Step, Window Step Applications: 8225R, 8245R, 8270R, 8295R, 8320R, 8345R Features: Step And Handrail, Right Hand, 8000 R Series 4640, 4650, 4755, 4840, 4850, 4955	\$373.00


**Order No: WN-3423**

Description	Retail
 Step, 4th Applications: 2510, 3010, 3020, 4000, 4010, 4020, 4030, 4040, 4050, 4055, 4230, 4240, 4250, 4255, 4320, 4430, 4440, 4450, 4455, 4520, 4555, 4560, 4620, 4630 Features: 4640, 4650, 4755, 4840, 4850, 4955	\$81.25


**Order No: WN-3424**

Description	Retail
 Step, Left Hand Applications: 4030, 4040, 4050, 4230, 4240, 4250, 4430, 4440, 4450, 4630, 4640, 4650, 4840, 4850, 6030 Features: Fits Open Station 30, 40, And 50 Series Models	\$337.00


**Order No: WN-3427**

Description	Retail
 Step, Service Applications: 2950, 3030, 3040, 3130, 3140, 3150, 4000, 4030, 4040, 4050, 4055, 4230, 4240, 4250, 4255, 4430, 4440, 4450, 4455, 4560, 4630, 4640, 4650, 4655 Features: 20" Wide x 7" Deep, Easy to Install, No Holes to Drill	\$103.00


**Order No: WN-AL154911**

Description	Retail
 Cab Steps Applications: 6200, 6300, 6400, 6500, 6110, 6210, 6310, 6410, 6310S, 6410S, 6510S, 6405, 6120, 6220, 6320, 6420, 6320L, 6420L, 6215, 6415, 6230, 6330, 6430, 6520L Features: 2 Step Assembly	\$99.00


**Order No: WN-JDNGSWIVELSTEP**

Description	Retail
 Step, Swivel, Left Hand Applications: 4030, 4040, 4050, 4230, 4240, 4250, 4255, 4430, 4440, 4450, 4455, 4630, 4640, 4650, 4840, 4850 Features: 3 Pieces, Does Not Include Hand Rail	\$362.00


**Order No: WN-JDS243**

Description	Retail
 Step, With Bracket Applications: A, AN, AW, B, BN, BW, BW40, G, GM, GN, GW, H, HW, 50, 60, 70, 520, 530, 620, 630, 720, 730, 2010, 2510, 3020, 4010, 4020, 8020 Features: For Row Crop Tractors Only	\$61.00


**Order No: WN-L102114**

Description	Retail
 Step Applications: 6110, 6210, 6310, 6410, 6110L, 6210L, 6310L, 6410L, 6510L, 6310S, 6410S, 6510S, 6405, 6605, 6120, 6220, 6320, 6420, 6120L, 6220L, 6320L, 6420L, 6520L, 6215, 6415, 6615, 6715, 7430, 7330, 7530, 6230, 6330, 6430, 7130, 7230, 7330, 6170R, 6190R, 6210R, 6105R, 6115R, 6125R, 6140R, 6150R Features: Additional Models: 6150RH, 6105M, 6115M, 6125M, 6140M, 6150M, 6170M, 6175R, 6195R, 6215R, 6155R, 6155RH, 7500, 7405, 5415, 5415H, 5615, 5715, 5715HC, 6415, 6100D, 6110D, 6115D, 6125D, 6130D, 6140D, 5425, 5625, 5725, 6140J, 5093E, 6105D, 6115D, 6130D, 6140D, 5076E, 5082E, 5090E, 5090EH, 6100D, 6110D, 6115D, 6125D, 6130D, 6105E, 6120E, 6135E, 6403, 6603, 7220, 7320, 7420, 7520, 5055E, 5065E, 5075E, 6110M, 6120M, 6130M, 6175M, 6195M	\$30.00

**Order No: WN-NGREGSTEP**

Description	Retail
 Step, New Generation, LH, w/ Hand Rail Applications: 3010, 3020, 4010, 4020, 4030, 4040, 4050, 4055, 4230, 4240, 4250, 4255, 4430, 4440, 4450, 4455, 4630, 4640, 4650, 4840, 4850 Features: 3 Piece Set - 10 and 20 Series Require Adapter Bracket	\$266.00

**Order No: WN-R27883**

Description	Retail
 Step Applications: 2510, 2520, 3010, 3020, 4000, 4010, 4020, 4320, 500A, 600 Features: Bolt On, Single Step, LH or RH	\$35.00

**Weights: Brackets, Retainers, etc.**

**Order No: WN-2339**

Description	Retail
Weights, Front, Bolt on Brackets Applications: 7630, 7720, 7730, 7820, 7830, 7920, 7930, 8100, 8110, 8200, 8210, 8300, 8310, 8400, 8410, 7200R, 7210R, 7215R, 7230R, 7260R, 7280R Features: Fits 28" Weight Box 1826	\$215.00

**Order No: WN-2473**

Description	Retail
Weights, Front, Bolt On Brackets Applications: 8120, 8220, 8320, 8420, 8520, 8120T, 8220T, 8320T, 8420T, 8520T, 8130, 8230, 8330, 8430, 8530, 8230T, 8330T, 8430T, 8225R, 8245R, 8270R, 8295 Features: Fits 28" Weight Box 1813	\$575.00

**Order No: WN-2480**

Description	Retail
Weight, Front, Add-On Bracket Applications: 8120, 8120T, 8130, 8220, 8220T, 8225R, 8230, 8230T, 8235R, 8245R, 8260R, 8270R, 8285R, 8295R, 8320, 8310R, 8320R, 8330, 8330T, 8335R, 8345R Features: Add-On Up To 6 Weights Per Side, Priced & Sold Per Pair	\$216.00

**Order No: WN-2494**

Description	Retail
Front Weight Bracket Applications: 4030, 4230, 4430, 4630, 4040, 4240,	\$439.00



**Tractor: Body & Sheet Metal**

**Weights: Brackets, Retainers, etc.**

Order No: WN-2494

4440, 4640, 4840, 4050, 4250, 4450, 4650, 4850, 4055, 4255, 4455, 4555, 4755, 4955, 4560, 4760, 4960

Features: Bolt On Bracket, 28", Heavy Duty

Order No: WN-R82549

**Description** **Retail**



Weight, Bracket, Front \$210.00  
Applications: 4555, 4560, 4640, 4650, 4755, 4760, 4840, 4850, 4955, 4960, 7600, 7610, 7700, 7710, 7800, 7810, 8100, 8200, 8300, 8400, 9100, 9200, 9300, 9400  
Features: Cast Iron, Used on JD7000 Series and Larger

**Weights: Front/Frame Weights**

Order No: WN-R127764



**Description** **Retail**

Weight, Front, Suitcase \$119.00  
Applications: 6110, 6120, 6210, 6220, 6310, 6320, 6410, 6420, 7200, 7210, 7220, 7320, 7400, 7410, 7420, 7510, 7520, 7600, 7610, 7700, 7710, 7720, 7800, 7810, 4040, 4240, 4440, 4640, 4840, 4050, 4250, 4450, 4650, 4850, 4055, 4255, 4455, 4555, 4755, 4955, 4560, 4760, 4960, 5225, 5325, 5325N, 5425  
Features: Quick-Tatch, 100 Pounds Additional  
Applications: 5425N, 5525, 5525N, 6110L, 6210L, 6310L, 6410L, 6510L, 6120L, 6220L, 6310S, 6410S, 6510S, 6405, 6605, 6215, 6415, 7820, 7920, 8100, 8200, 8300, 8400, 8100T, 8200T, 8300T, 8400T, 8110, 8210, 8310, 8410, 8110T, 8210T, 8310T, 8410T, 8120, 8220, 8320, 8420, 8520, 8120T, 8220T, 8320T, 8420T, 8520T, 9100, 9200, 9300, 9400, 9300T, 9400T, 9120, 9220, 9320, 9420, 9520, 9620, 9320T, 9420T, 9520T, 9620T

Order No: WN-R51680



**Description** **Retail**

Weight, Front, Suitcase \$124.00  
Applications: 1020, 1520, 1530, 202, 2030, 2040, 2150, 2255, 2155, 2355n, 2240, 2350, 2550, 2355, 2555, 2440, 2510, 2520, 2630, 2640, 2750, 2755, 2840, 2940, 2950, 2955, 3020, 4020, 4010, 4030, 4040, 4055, 4240, 4230, 4255, 4430, 4440, 4455, 4520, 4620, 4630, 5020, 5200, 5210, 5220, 5300, 5310, 5320  
Features: 100 Lbs., Thick Style, Thickness 2-1/2"  
Additional Applications: 5400, 5410, 6030

Order No: WN-R58823



**Description** **Retail**

Front Suitcase Weight \$124.00  
Applications: 4040, 4050, 4240, 4250, 4440, 4450, 4055, 4255, 4455, 4555, 4560, 4650, 4755, 4760, 4850, 4955, 4960, 5225, 5325, 5325N, 5415, 5425, 5425N, 5525, 5525N, 6110, 6110L, 6120, 6120L, 6210, 6210L, 6215, 6220, 6220L, 6310, 6310L, 6310S, 6320, 6320L, 6410, 6410L, 6410S, 6415, 6420, 6420L  
Features: Thin Style, 100 Pounds Additional  
Models: 6510L, 6510S, 6405, 6605, 7200, 7400, 7210, 7410, 7510, 7220, 7320, 7420, 7520, 7600, 7700, 7800, 7610, 7710, 7810, 7720, 7820, 7920, 8100, 8200, 8300, 8400, 8100T, 8200T, 8300T, 8400T, 8110, 8110T, 8210, 8210T, 8310, 8310T, 8410, 8410T, 8120, 8220, 8320, 8420, 8520, 8120T, 8220T, 8320T, 8420T, 8520T, 9100, 9200, 9300, 9400, 9120, 9220, 9320, 9420, 9520, 9620, 9300T, 9400T, 9320T, 9420T, 9520T, 9620T

**Weights: Weight Boxes & Related**

Order No: WN-1826

**Description** **Retail**

Weights, Front, Weight Box, #28 \$445.00  
Applications: 4030, 4050, 4055, 4230, 4240, 4250, 4255, 4440, 4450, 4455, 4560, 4630, 4640, 4650, 4755, 4760, 4840, 4850, 4955, 4960, 5200, 5210, 5300, 5310  
Features: 28"W, 22"D, 22"L, Green 5400, 5410, 5500, 5510, 6110, 6200, 6210, 6300, 6310, 6400, 6410, 6500, 6510, 6605, 7200, 7210, 7400, 7405, 7410, 7600, 7610, 7700, 7710, 7800, 7810, 8100, 8200, 8300, 8400

Order No: WN-2468

**Description** **Retail**

Weights, Front, Weight Box, Bolt-On Brackets \$270.00  
Applications: 4030, 4050, 4055, 4230, 4240, 4250, 4255, 4440, 4450, 4455, 4560, 4630, 4640, 4650, 4755, 4760, 4840, 4850, 4955, 4960, 5200, 5210, 5300, 5310  
Features: For WN-1826 Weight Box

Order No: WN-PJDBOA8020HD

**Description** **Retail**

Weights, Front, Weight Box \$1,572.00  
Applications: 8120, 8220, 8320, 8420, 8520, 8120T, 8220T, 8320T, 8420T, 8520T, 8130, 8230, 8330, 8430, 8530, 8230T, 8330T, 8430T, 8225R, 8245R,  
Features: 28" W, 22" D, 22" L, 1" Steel, 3 Adjustable Height Settings Bolt on Brackets (WN-2473) sold separately.

**Weights: Wheel Weights**

Order No: WN-L28228

**Description** **Retail**

Weight, Rear Wheel \$201.00  
Applications: 1020, 1030, 1120, 1130, 1630, 1830, 2030, 2040, 2130, 2140, 2240, 2350, 2355, 2550, 2750, 2755, 2950, 2955, 3030, 3130, 3055, 3150, 3155, 6430  
Features: 163 lbs., 30"-38" Steel Wheel

Order No: WN-R167153

**Description** **Retail**

Weight, Rear Wheel \$200.00  
Applications: 4055, 4255, 4455, 4555, 4755, 4955, 4560, 4760, 4960, 7200, 7210, 7400, 7410, 7510, 7220, 7320, 7420, 7520, 7600, 7700, 7800, 7610, 7710, 7810  
Features: 142 lbs., Starter Weight, Stacks

Order No: WN-R207782



**Description** **Retail**

Weight, Rear Wheel \$617.00  
Applications: 4055, 4255, 4455, 4555, 4755, 4955, 4560, 4760, 4960, 7200, 7210, 7400, 7410, 7510, 7220, 7320, 7420, 7520, 7600, 7700, 7800, 7610, 7710, 7810, 7720, 7820, 7920, 8100, 8200, 8300, 8400, 8110, 8210, 8310, 8410, 8120, 8220, 8320, 8420, 8520, 8560, 8760, 8960, 8570, 8770, 8870, 8970, 9100  
Features: 500 Pounds Each, Black Additional  
Applications: 9200, 9300, 9400, 9120, 9220, 9320, 9420, 9520, 9620

Order No: WN-R72266

**Description** **Retail**

Weight, Rear Wheel \$1,950.00  
Applications: 4050, 4520, 4620, 4630, 4640, 4840, 4650, 4850, 5020, 6030, 8430, 8440, 8450, 8630, 8640, 8650  
Features: Mounts Inside Inner Wheel, 1500 LBS (680 KG)

**Tractor: Brakes**


**Brakes: Brake Related Parts**

John Deere®


**Tractor: Brakes**

**Brakes: Brake Related Parts**

Order No: WN-A30910

Description	Retail
 Brake, Spring, Actuator Disc Applications: 40, 320, 330, 420, 430, 435, 440, 1010, MT Features: For Models with Disc Brakes	\$8.50

Order No: WN-R708


Description	Retail
 Brake Pad Rivets Applications: 440, 500, 510, 540, 540B, 544A, 570, 570A, 600, 640, 644, 646, 646B, 646C, 740, 743, 743A, 762, 762A, 510, 2510, 2520, 3020, 4000, 4020, 4030, 4040, 4050, 4230, 4240, 4250, 4320, 4430, 4440, 4450, 4520, 4620, 4630, 4640, 4650, 4840, 4850, 7020, 7520, 8430, 8440, 8450, 8640, 8650, 8850 Features: 18 Rivets per Package, Priced per Rivet, 0.182" x 1.171" Additional Industrial Models: 440A, 440B, 444C, 444CH	\$0.32

**Brakes: Discs & Plates**

Order No: WN-AL111498

Description	Retail
Brake, Disc Applications: 6200, 6200L, 6300, 6300L, 6400, 6400L, 6500L Features: 14 Splines, 12.250" Outer Diameter	\$135.97

Order No: WN-AL65871

Description	Retail
 Brake, Disc Applications: 2355N, 2555, 2755, 2855N, 2955, 3055, 3155, 3255 Features: 15 Internal Splines, 12" Outer Diameter	\$109.29


Order No: WN-AM1828T

Description	Retail
Brake Disc Applications: 40, 420, 430, 440, 1010 Features: 21 Spline, 5.015" OD, 1.384" ID 1010 (Row Crop Utility, Special Row Crop Utility & Row Crop), 40 (Tri-Cycle), 420 (Special, Utility, Tri-Cycle & Row Crop Utility), 430 (Special, Utility, Tri-Cycle & Row Crop Utility), 440 (Industrial Wheel Type Tractor)	\$52.39


Order No: WN-AM1967T

Description	Retail
Brake Disc Applications: 1010, 320, 330, 40, 420, 430 Features: 25 Spline, 5" OD, .5625" Thick 1010 Single Row Crop, Utility & Orchard, 40 Hi-Crop, Standard, Utility, Special & Two Row, (420, 430 both Hi-Crop, Standard, Utility & Special)	\$39.56


Order No: WN-AT12312

Description	Retail
 Brake Disc Applications: 2010 Features: 2010 Row Crop or Row Crop Utility	\$20.00

Order No: WN-AT63106


Description	Retail
 Brake, Disc Applications: 820, 830, 1020, 1520, 1530, 2020, 2030, 2040, 2240, 2440 Features: 12 Internal Splines, 12" Outer Diameter 830 Utility, 2040 S/N -305839, 2240 S/N -305313, 2440 S/N -340999	\$128.42

Order No: WN-L31016

Description	Retail
 Brake Plate Assembly Applications: 210, 300B, 820, 830, 1020, 1520, 1530, 2020, 2030, 2040, 2240 Features: 12.044" Outer Diameter, 8.663" Inner	\$140.42

Diameter, Actuating 2030 S/N -187300, 2040 S/N -305839, 2240 S/N -305313

Order No: WN-L77358

Description	Retail
 Brake Actuating Disc Applications: 5045E, 5055E, 5065E, 5075E, 5083E, 5083EN, 5085E, 5093E, 5093EN, 5101E, 5101EN, 5103, 5200, 5203, 5210, 5220, 5225, 5300, 5303, 5310, 5310N, 5320, 5320N, 5325, 5325N, 5400, 5400N, 5403, 5410, 5415, 5420, 5420N, 5425, 5425N, 5500, 5500N, 5510, 5510N, 5520, 5520N, 5525, 5525N, 5600 Features: 9.528" ID, 13.642" OD, 3 Tabs, .234" Thickness Additional Models: 5603, 5605, 5615, 5625, 5700, 5705, 5715, 5725N	\$56.46

Order No: WN-L77359

Description	Retail
Brake Actuating Disc Applications: 5200, 5300, 5400, 5400N, 5500, 5500N, 5600, 5700 Features: 9.506" ID, 12.213" OD, 6 Tabs, .234" Thickness 5200 S/N -620187, 5300 S/N -630344, 5400 S/N -640541, 5500 S/N -650437, 5600 S/N -02238, 5700 S/N -02238	\$61.01

Order No: WN-R26767

Description	Retail
Brake, Plate Applications: 4000 Hi-Crop, 4020, 4020 Hi-Crop Features: 15" Diameter, 18 Teeth	\$84.68

Order No: WN-R26971

Description	Retail
Brake, Plate Applications: 3010 Features: 13.250" Diameter, 18 Teeth, Center	\$106.19


Order No: WN-R33816

Description	Retail
Center Plate, Brake Applications: 2510, 2520, 3020, 4030 Features: 13.250" Dia., 16 Teeth 2510 Hi-Crop, 2520 Hi-Crop	\$99.90

Order No: WN-R38615

Description	Retail
Brake, Disc Applications: 540B, 2510, 2520 Features: 13-1/8" Diameter, 15 Tooth	\$91.10


Order No: WN-R58758

Description	Retail
 Brake, Plate Applications: 4040, 4050, 4240, 4250, 4350, 4440 Features: 15" Diameter, 14 Teeth 4050 HIGH CROP sn -006509, 4250 HIGH CROP	\$132.43

Order No: WN-R61712

Description	Retail
Brake Center Plate Applications: 744, 4520, 4620, 4630, 4640, 4650, 7020, 7520, 8430, 8440, 8450, 8630, 8640 Features: 17" Diameter, 14 Teeth Use with R57614 or R63911 Shaft	\$105.28

Order No: WN-R62686

Description	Retail
 Brake, Plate Applications: 4000, 4020, 4040, 4040S, 4050, 4230, 4240, 4240S, 4250, 4320, 4430, 4455 Features: 15" Dia., 15 Teeth, Use w Sunshaft R59928, R67198, R56731, R62685 4230 S/N 015453-, 4430 S/N 021270-	\$71.25

Order No: WN-R78430

Description	Retail
 Brake Center Plate Applications: 570, 570A, 644, 644A, 644B, 646,	\$99.42

John Deere®


**Tractor: Brakes**

**Brakes: Discs & Plates**

**Order No: WN-R78430**

646B, 4000, 4020, 4230, 4320, 4430  
 Features: 15" Diameter, 15 Teeth, Use with  
 Sunshaft R45779, R33431, Cen 4230 S/N  
 015452-, 4430 S/N -21269, 644B S/N 339877-,  
 646 S/N -223644, 646B S/N -223644

**Order No: WN-R97800**

Description	Retail
 Brake Disc	\$156.64
Applications: 4450, 4555 Features: 2.551" ID, 15.118" OD, .278" Thickness 4450 (Power Shift S/N 028981-, Quad Range S/N 015486-)	

**Order No: WN-RE43390**


Description	Retail
Brake, Disc	\$112.35
Applications: 2440, 2630, 2640 Features: 11 Internal Splines, 12" Outer Diameter 2440 Late	

**Order No: WN-T52029**


Description	Retail
Brake, Plate	\$138.49
Applications: 300B, 2030, 2440, 2630, 2640 Features: 12.111" Outer Diameter, 8.663" Inner Diameter, Actuating 2030 Late, 2440 Early	

**Brakes: Drums**

**Order No: WN-R63072**


Description	Retail
 Shaft, Input, Drum, Synchronizer	\$250.00
Applications: 2510, 2520, 3020, 4020, 4030, 4040, 4050, 4055, 4230, 4240, 4250, 4255, 4320, 4430, 4440, 4450, 4455	

**Order No: WN-R63073**

Description	Retail
 Shaft, Input, Drum, Low Synchronizer	\$275.00
Applications: 2510, 2520, 3020, 4020, 4030, 4040, 4050, 4055, 4230, 4240, 4250, 4255, 4320, 4430, 4440, 4450, 4455	

**Brakes: Housings**

**Order No: WN-F157R**


Description	Retail
 Gasket, Brake Housing	\$7.40
Applications: G, 70, 70D, 720, 720D, 730, 730D Features: Used Between Brake Housing And Transmission	

**Brakes: Pedals & Related Parts**

**Order No: WN-R43016**


Description	Retail
Brake, Pinion	\$437.31
Applications: 4520, 4620, 4630, 4630, 7020, 7520 Features: 13 Teeth 4630 Early, 4630 S/N -12839, 7020 Rear, 7520 Rear	

**Order No: WN-R67199**

Description	Retail
 Brake, Pinion	\$311.47
Applications: 8430, 8630 Features: 8430 Front, 8630 Front	

**Brakes: Shoes & Pads**


**Order No: WN-A3010AA**

Description	Retail
 Brake, Lining, Kit	\$41.00
Applications: M, MI Features: With Rivets, Priced & Sold 2/PKG	


**Order No: WN-AA4253R**

Description	Retail
 Brake, Lining Set	\$26.75
Applications: 60, 70, 620, 630, 720, 730, A, AO, AR, G, GH Features: Set of 4, With Rivets, 1-3/4" x 10-1/2"	

**Order No: WN-AB3849R**

Description	Retail
 Brake, Lining Set	\$28.18
Applications: B, 50 Features: Set Of Four Linings With 32 Rivets 1-1/2 Wide B S/N 60000-	


**Order No: WN-AF2866R**

Description	Retail
 Brake, Lining	\$39.32
Applications: 80, 720, 730, 820, 830 Features: For All Except Hi-Crop, Set of 4, 2-1/4" x 11-3/4", 10 Rivet	


**Order No: WN-AH132840**

Description	Retail
Brake, Shoe, Set	\$210.86
Applications: 9400, 9410, 9450, 9500, 9500SH, 9510, 9510SH, 9550, 9550SH, 9560, 9560SH, 9560STS, 9570STS, 9600, 9610, 9650, 9650CTS Features: Priced & Sold in Set of 4	

**Order No: WN-AL112982**

Description	Retail
 Brake Disc	\$89.00
Applications: 6300, 6400, 6500, 6300L, 6400L, 6500L, 6320, 6420, 6320L, 6420L, 6520L, 7220, 7320 Features: Thicker for Heavy Duty Applications, 5.9MM	


**Order No: WN-AL171954**

Description	Retail
 Brake Disc	\$94.00
Applications: 5310, 5415 5615 5715, 5093E, 6110, 6210, 6310, 6410, 6110L, 6210L, 6310L, 6410L, 6510L, 6310S, 6410S, 6510S, 6405, 6605, 6120, 6220, 6320, 6420, 6320L, 6420L, 6520L, 6215, 6415, 6615, 6715, 6230, 6330, 6430, 7130, 7230, 7130, 7230, 6105R, 6115R, 6125R, 6105M, 6115M, 6125M, 6140M Features: 4.9mm Thick Additional Models: 6110M, 6120M, 6130M, 6145M	


**Order No: WN-AL171955**

Description	Retail
 Brake Disc	\$94.00
Applications: 6120, 6220, 6120L, 6230, 6330, 6430, 7130, 7230, 6105R, 6115R, 6125R, 6105M, 6115M, 6125M, 6140M, 6110R, 6120R, 6130R, 6110M, 6120M, 6120M, 6130M, 6145M Features: 2.125" I.D., 14 Teeth, .232" Thick	

**Order No: WN-AL29645**

Description	Retail
 Brake Disc	\$68.00
Applications: 1030, 1130, 1630, 1830, 2030, 2040, 2150, 2155, 2240, 2255, 2350, 2355, 2550, 2555 Features: Splines: 12 Internal , Outer Diameter: 12" 1030 S/N 300750-, 1130 S/N 300750-, 1630 S/N 300750-, 1830 S/N 301446-, 2030 S/N 301746-, 2040 S/N 305840-, S/N 350000-, 2155 S/N -672619, 2240 S/N 305314-, S/N 350000-, 2355 S/N -672619 with reverser, 2355 S/N -672619, 2555 S/N -672619 with reverser	

**Order No: WN-AL30095**

Description	Retail
 Brake Disc	\$75.00
Applications: 2940, 2840, 3130, 1830, 2030, 2130, 1640, 2040, 2040S, 2140, 3040, 3140, 2350, 2550, 2750, 2950, 3150, 2955, 2755, 2355, 2555, 2155, 2355N, 3155	


John Deere®




**Tractor: Brakes**

**Brakes: Shoes & Pads**


Order No: WN-AL76887

Description	Retail
 Brake Disc Applications: 5055E, 5065E, 5075E, 5045E, 5055E, 5065E, 5075E, 5085E, 5100E, 5200, 5300, 5400, 5500, 5210, 5310, 5410, 5510, 5310N, 5510N, 5310N, 5320N, 5420N, 5520N, 5415, 5425N, 5725N, 5093E, 5076E, 5076EL, 5076EF, 5082E, 5090E, 5090EL, 5090EH, 5605, 5705, 5103, 5203, 5303, 5403, 5220 Features: Additional Models: 5320, 5420, 5520, 5101E, 5083E, 5093E, 5083EN, 5093EN, 5101EN, 5400N, 5500N, 5083E, 5100E, 5045E, 5055E, 5065E, 5075E	\$85.00


Order No: WN-AR28487

Description	Retail
 Brake, Pad, Fiber Pad Applications: 2510, 2520, 3010, 3020, 4000, 4020, 4030, 4040, 4050, 4230, 4240, 4320, 4440, 9940, 9950 Features: 2.5" x 6.5" Pad, For Disc/Rotor Type, Priced Each, Sold 3/Pkg	\$14.24


Order No: WN-AR604R

Description	Retail
 Brake, Lining, Set Applications: R, 70, 80, 520, 530, 620, 630 Features: 2-1/4" Wide, 10-1/2" Curved Length, 4 Linings, 40 Rivets 630 (Row Crop and Standard)	\$58.50

Order No: WN-AR68945

Description	Retail
 Brake Disc Applications: 4430, 4630, 8430, 8630, 4240, 4440, 4640, 4840, 4650, 4850, 4555, 4755, 4955, 4560, 4760, 4960, 8440, 8640, 8450, 8650, 7600, 7700, 7800, 7200, 7400, 7210, 7410, 7510, 7610, 7710, 7810, 7720, 7820, 7920, 6200, 6300, 6400, 6500, 6200L, 6300L, 6400L, 6500L, 6110, 6210, 6310, 6410, 6110L Features: 4255, 4430 S/N 044989-, 4630 S/N 016988-, 7700 S/N -043124, 8430 Years 1974-1981, Additional Models: Additional Models: 6210L, 6310L, 6410L, 6510L, 6310S, 6410S, 6510S, 6405, 6605, 6120, 6220, 6320, 6420, 6120L, 6220L, 6320L, 6420L, 6520L, 6215, 6415, 6615, 6715, 7430, 7330, 7530, 6230, 6330, 6430, 7130, 7230, 7130, 6170R, 6190R, 6210R, 6105R, 6115R, 6125R, 6140R, 6150R, 6150RH, 6105M, 6115M, 6125M, 6150M, 6170M, 6175R, 6195R, 6215R, 6110R, 6120R, 6130R, 6145R, 6155R, 6155RH, 7500, 7405, 6415, 6140J, 6155J, 8235R, 8260R, 8285R, 8310R, 8335R, 8360R, 7200R, 7215R, 7230R, 7260R, 7280R, 7630, 7730, 7830, 7930, 7210R, 7230R, 7250R, 7270R, 7290R, 78245R, 8270R, 8295R, 8320R, 8345R, 8370R, 7310R, 6110M, 6120M, 6130M, 6155M, 6175M, 6195M, 4555, 4560	\$22.00

Order No: WN-AT176621


Description	Retail
 Brake Band Applications: 1030, 1040, 1040V, 1130, 1140, 1140F, 1140V, 1350, 1550, 1630, 1640, 1640F, 1641, 1641F, 1750, 1750V, 1840, 1840F, 1850, 1850N, 1850V, 1950, 1950N, 2030, 2040, 2040F, 2040S, 2130, 2140, 2141, 2150, 2155, 2250, 2250F, 2251, 2255, 2350, 2351, 2355, 2355N, 2450, 2450F, 2541, 2550, 2555 Features: Additional Models: 2640 S/N 341000-, 2650, 2650F, 2650N, 2651, 2750, 2755, 2850, 2855N, 830 (3 cylinder), 840, 930, 940, 940V, 210C, 300, 300B, 300D, 301, 301A, 302, 302A, 310, 310a, 310B, 310C, 310D, 315C, 315D, 401, 401B, 401C, 401D, 410, 410B, 410C, 410D, 415B,	\$131.50

480C, 510B, 510C, 510D, 515B


Order No: WN-B2694R

Description	Retail
Axle, Center, Lock Bolt Applications: A, B, 50, 60, 70, 520, 530, 620, 630, 720, 730, 2510, 2520, 3010, 3020, 4000, 4010, 4020, 4230, 4320 Features: HD 1" NC Nut Not Included A S/N 584000-, B S/N 201000-, 4230 Lo-Pro	\$25.29


Order No: WN-D1761

Description	Retail
 Rivet Features: Sold 36/Pkg, Priced Each, 6 Used Per Pad, Various, check length of rivets needed before ordering	\$0.18


Order No: WN-R110464

Description	Retail
 Brake Pad Applications: 4000, 4010, 4020, 4040, 4050, 4230, 4240, 4250, 4320, 4430, 4440, 4450, 4520, 4620, 4630, 4640, 4650, 4840, 4850, 5010, 5020, 6030, 7020, 7520, 8430, 8440, 8450, 8630, 8640, 8650, 8850, 570, 570A, 600, 644A, 644B, 646, 646B, 700, 740, 740A, 762, 762A Features: 3" x 7" Pad with Steel Center Plate	\$15.00

Order No: WN-R111122

Description	Retail
 Brake, Pad Applications: 2510, 2520, 3010, 3020, 4000, 4020, 4030, 4040, 4050, 4230, 4240, 4250, 4320, 4430, 4440, 4450, 500, 500A, 500B, 500C, 540A, 544, 9940, 9950 Features: 2-1/2" x 6-1/2" Pad, With Steel Center Plate	\$14.50


Order No: WN-R26301

Description	Retail
 Rivets Applications: Various, check length of rivets needed before ordering Features: 6 Used Per Pad, .135"x1.343" Long, Sold in 18's, Priced Ind.	\$0.32


Order No: WN-R90090

Description	Retail
 Brake Pad Applications: 2510, 2520 Features: 2-1/4", 4 Rivets	\$15.00


Order No: WN-RE292445

Description	Retail
 Brake Disc Applications: 7200, 7210, 7400, 7405, 7410, 7420, 7500, 7505, 7510, 7520, 7330, 6150M, 6155M	\$65.00

Order No: WN-RE29790

Description	Retail
 Brake, Pulley, Lining Assembly Applications: A, B, 50, 520, 530, 60, 630, 70, 720, 730 Features: Woven, 2 per Package/Price Individually	\$10.00

Order No: WN-RE62481

Description	Retail
 Brake, Band Applications: 5310N, 5510N, 5320N, 5420N, 5520N, 5425, 5625, 5725, 5415, 5615, 5715, 5083E, 5093E, 5076E, 5076EL, 5082E, 5090E, 5090EL, 5090EH, 5400N	\$185.00


**Brakes: Valves**

Order No: WN-AL23836

**Tractor: Brakes**

**Brakes: Valves**


Order No: WN-AL23836

Description	Retail
 Brake Block Check Valve Applications: 5200, 5300, 5400, 5500, 5210, 5310, 5410, 5510, 5310N, 5510N, 5320N, 5420N, 5520N, 2240, 2955, 2755, 2855N, 2355, 2555, 2155, 2355N, 3155, 3055, 3255, 5045D, 5045E, 5055D, 5055E, 5065E, 5075E, 5103, 5203, 5303, 5403, 5220, 5320, 5420, 5520, 5603, 5083EN, 5093EN, 5101EN, 5065M, 5075M Features: 2 Per Pack, Priced Individually Additional Models: 5085M, 5095M, 5095MH, 5105M, 5105ML, 5325N, 5425N, 5525N, 5225, 5325, 5425, 5525, 5625, 5400N, 5500N, 5100M, 5100MH, 5115M, 5115ML, 5055E, 5065E, 5075E, 5085E, 5100E, 5045E, 5055E, 5065E, 5075E, 5085ML, 5100ML, 5075M, 2020, 2440, 2940, 2040, 2240, 3120, 820, 830, 2040, 1020, 1120, 2840, 820, 920	\$18.00

Order No: WN-AR31946

Description	Retail
Brake Valve Overhaul Kit Applications: 500, 500A, 500B, 500C, 510, 540A, 570, 570A, 600, 670, 670A, 672A, 700A, 760, 760A, 770A, 772A, 2510, 2520, 3010, 3020, 4000, 4010, 4020, 4030, 4040, 4050, 4055, 4230, 4240, 4250, 4255, 4320, 4430, 4440, 4450, 4455, 4520, 4555, 4560, 4620, 4630, 4640, 4650, 4755, 4760, 4840, 4850, 4955 Features: Additional Models: 4960, 5010, 5020, 6030, 7020, 7520, 8430 (Model Year 1974-1981), 8440, 8450, 8630, 8640, 8650, 8850	\$31.47


Order No: WN-AR39901

Description	Retail
 Valve, Brake Operating Boot Assembly, Kit Applications: 3010, 3020, 4010, 4020, 5010, 500, 600 Features: , Rod, Spring, Sleeve, Stop, Retainer, Boot. 2 Req. 3020 S/N -122999, 4020 S/N -200999	\$56.25


**Tractor: Cooling System**

**Fan: Fans**


Order No: WN-AB3314R

Description	Retail
 Radiator, Friction Disc, Fan Applications: A, AO, AR, B, BO, BR, G, 50, 60, 70, 520, 530, 620, 630, 720, 730 Features: 3.627" OD, 10 Splines, 2 Used, Styled & Unstyled Tractors A S/N 547261-, (AO, AR both S/N 264644-), B S/N 171992-, (BO, BR S/N 334150-), G S/N 13910	\$37.50


Order No: WN-AM839T

Description	Retail
 Radiator, Fan, Assembly Applications: M, MC, MI, MT Features: M S/N 27365-, MT S/N 10001-	\$82.50


Order No: WN-AR26382

Description	Retail
 Radiator, Fan Applications: 2350, 2550, 2750, 2840 Features: Plastic, 8 Blade	\$40.75

Order No: WN-AR34451

Description	Retail
 Radiator, Fan Applications: 4000, 4010, 4020, 4230 Features: 21" Diameter, 1-1/2" Pilot Hole, 8 Bolt 4230 W/O AC	\$135.04

Order No: WN-AT170040


Description	Retail
 Radiator, Fan Applications: 2630, 210C, 310A, 310B, 401B, 401C, 401D, 410, 480A, 480B, 480C, 482C, 570, 570A Features: 7 Blades, 18" Diameter, 8 Mounting Holes on 1" Centers	\$87.24

Order No: WN-AT26373

Description	Retail
 Radiator, Fan Applications: 1040, 1140, 1350, 1550, 1750, 2020, 2030, 2040, 2150, 2155, 2440 Features: 6 Blade, 16.5" OD, 4 Hole 1.75" On Center, 1-1/2" Pilot Hole 1350 (3179DL004 S/N -751028 & 3179DL013 S/N -751251	\$73.49


**Fan: Shrouds**

Order No: WN-AH155348

Description	Retail
 Feeder House, Belt Tensioner Applications: JD, CI, NH	\$72.00

**Intercooler: Assemblies**

Order No: WN-RE226367

Description	Retail
 Cooler, Air to Air Applications: 7630, 7730, 7830, 7930, 4730, 4830	\$1,525.00

Order No: WN-RE270140


Description	Retail
Charge Air After Cooler Applications: 9230, 9330, 9430, 9430T	\$1,800.00

Order No: WN-RE310076


Description	Retail
Charge Air After Cooler Applications: 7230R, 7260R, 7280R	\$975.00

**Oil Coolers: Engine Oil Cooler**


Order No: WN-400-745

Description	Retail
 Condenser Oil Cooler Applications: 8640 Features: 28" x 24 7/8" x 3 1/16"	\$1,591.00


Order No: WN-AL71285

Description	Retail
 Oil Cooler Applications: 830, 930, 940, 1020, 1030, 1040, 1120, 1130, 1140, 1520, 1530, 1550, 1630, 1750, 1830, 1850, 2020, 2030, 2120, 2150, 2155, 2055, 2240, 2255, 2355N, 2440, 2630, 2640, 300, 301, 301A, 302, 302A, 400, 401, 401B, 401C, 401D, 480	\$295.00


Order No: WN-AR112966

Description	Retail
 Oil Cooler Applications: 4850, 4955, 4960 Features: With Air Conditioning, 22-5/8" x 26"	\$550.00

Order No: WN-AR55394

Description	Retail
 Cooler, Oil Applications: 600, 644, 644A, 646, 646B, 690, 690A, 693C, 740, 4000, 4010, 4020, 4040, 4050, 4230, 4240, 4320, 4430, 4520, 4620, 4630, 5440, 6600, 6620, 7700 Features: R520546 & RE524105, For "T" Engines	\$263.00

Order No: WN-AR96902

Description	Retail
 Oil Cooler Applications: 4050, 4055, 4250, 4255, 4450, 4455, 4555, 4560, 4650, 4755, 4760, 4955, 4960 Features: 22" X 20-1/2" X 1-1/2"	\$559.00


Order No: WN-AT25038

John Deere®

**Tractor: Cooling System**

**Oil Coolers: Engine Oil Cooler**


**Order No: WN-AT25038**

Description	Retail
 Cooler, Oil Applications: 6600, 6602, 6620, 6622, 7700, 7720, 8820, 9500, 9600, 9940, 9950, 9960, 9965, 5200, 5400, 5440, 5460, 5720, 5730, 4040, 4055, 4240, 4250, 4255 Features: 12 Plate	\$247.00

**Order No: WN-RE36367**

Description	Retail
 Oil Cooler Applications: 7700, 7800, 8100, 8200, 8300, 8560, 8570, 9500, 9500SH, 9600, 9960, 9965, 9970, 644G, 770B, 772B, 792DLC, 850C, 892ELC Features: With Gaskets R128557 & R128558 8560 Eng S/N 500000-,	\$379.26


**Order No: WN-RE59296**

Description	Retail
 Cooler, Oil Applications: 5410, 5420, 5420N, 5425, 5425N, 5510, 5510N, 5520, 5520N, 5525, 5525N, 6320, 6320L, 6403, 6420, 6420L, 6520L, 7210, 7410, 7510, 9410, 9935 Features: W/Gasket R123501 & T122075 O-Ring, 5 Plate	\$160.94

**Order No: WN-RE59298**

Description	Retail
 Cooler, Oil Applications: 6110, 6110L, 6210, 6210L, 6215, 6310, 6310L, 6310S, 6405, 6410, 6410L, 6410S, 6415, 6510L, 6510S, 9550, 9550SH, 9560, 9560SH, 9560STS, 9970 Features: W/Gasket R123501 & T122075 O-Ring	\$195.42

**Order No: WN-RE61769**

Description	Retail
 Cooler, Oil w/ Gasket Applications: 2555, 2755, 2855N, 3155, 4050, 6200, 6200L, 6300, 6300L, 6400, 6400L, 6500, 6500L	\$261.00

**Oil Coolers: Hydraulic Oil Cooler**


**Order No: WN-AM101957**

Description	Retail
 Oil Cooler, Engine Applications: 755, 855, 955 Features: Core Length: 12"; Core Width: 6"; Core Depth: 1-3/4"; Ports: (2) ORB 13/16"-16; Fits John Deere Outdoor Power Equipment(s) F1145, 1420, 1435, 1445, 3325, 3365	\$145.00


**Order No: WN-AM102152**

Description	Retail
 Hydraulic Oil Cooler Applications: 655	\$150.00


**Order No: WN-AR112965**

Description	Retail
 Cooler, Hydraulic Air Conditioner Condenser, Oil Cooler Applications: 4050, 4250, 4450, 4650, 4055, 4255, 4455, 4555, 4755, 4560, 4760	\$455.00

**Order No: WN-AR61885**


Description	Retail
 Air Conditioning Condenser and Oil Cooler Applications: 4230, 4430, 4630, 4040	\$275.00

**Order No: WN-AR79857**


Description	Retail
 Condenser with Oil Cooler Applications: 4840 Features: 23-1/4" Wide, 26-3/8" High 4840 With Air	\$992.00

Conditioning; Core Width: 25 1/2"; Depth: 3 1/2"; Rows: 4; Inlet: #8 Male O-Ring; Outlet: #6 Male O-Ring

**Order No: WN-AR96767**

Description	Retail
 Air Conditioning Condenser Oil Cooler Applications: 4240, 4440, 4640 Features: Dim. 20.500" Wide 22.000" High	\$320.00

**Order No: WN-AT222963**

Description	Retail
 Hydraulic Oil Cooler Applications: 7720, 7820, 7920	\$402.00


**Order No: WN-LVA15668**

Description	Retail
 Cooler, Hydraulic Applications: 3032E, 3036E, 3038E	\$83.00


**Order No: WN-RE167950**

Description	Retail
Hydraulic Oil Cooler Applications: 9300T, 9400T	\$2,400.00


**Order No: WN-RE172499**

Description	Retail
 Hydraulic Oil Cooler Applications: 9320, 9420, 9520, 9620, 9320T, 9420T, 9520T, 9620T Features: 9320, 9420, 9520, 9620, 9320T, 9420T, 9520T, 9620T- All PST	\$2,420.00


**Order No: WN-RE172500**

Description	Retail
 Hydraulic Oil Cooler Applications: 9320, 9420, 9320T, 9420T Features: W/ Power Sync Transmission	\$2,325.00


**Order No: WN-RE181894**

Description	Retail
 A/C Condenser, Fuel Cooler, Oil Cooler Applications: 7720, 7820, 7920	\$875.00


**Order No: WN-RE201108**

Description	Retail
 Hydraulic Oil Cooler Applications: 7710, 7810, 315SJ, 310J, 310SJ, 410J, 325J	\$295.00


**Order No: WN-RE201742**

Description	Retail
 A/C Condenser, Fuel Cooler, Oil Cooler. Applications: 7720, 7820 Features: Power Quad Transmission	\$1,725.00


**Order No: WN-RE221652**

Description	Retail
 Cooler, Hydraulic Applications: 8120, 8220, 8320, 8420, 8520	\$1,200.00

**Order No: WN-RE222984**

Description	Retail
 A/C Condenser, Oil Cooler Applications: 8120, 8220, 8320, 8420, 8520, 8120T, 8220T, 8320T, 8420T, 8520T, 4920 Features: Hydraulic Oil Cooler, Condenser, Fuel Cooler	\$1,200.00

**Order No: WN-RE229585**

Description	Retail
 Air Conditioner Condenser, Oil Cooler Applications: 5425, 5076E, 5082E, 8090E, 5090EH, 5603, 5101E, 5083E, 5093E, 5083EN, 5093EN, 5101EN, 5325N, 5425N, 5525N, 5225, 5325, 5425, 5525, 5625	\$365.00


**Order No: WN-RE270117**




**Tractor: Cooling System**

**Oil Coolers: Hydraulic Oil Cooler**


Order No: WN-RE270117

Description	Retail
 A/C Condenser, Fuel Cooler, Oil Cooler. Applications: 9230, 9330, 9430, 9530, 9630, 9430T, 9530T, 9630T	\$1,175.00


Order No: WN-RE297780

Description	Retail
 Radiator Applications: 8235R, 8285R, 8310R, 8335R, 8360R, 8310RT, 8335RT, 8360RT, 4940	\$975.00


Order No: WN-RE297789

Description	Retail
 Air To Air Cooler Applications: 8235R, 8285R, 8310R, 8335R, 8360R, 8310RT, 8335RT, 8360RT, 4940	\$1,145.00


Order No: WN-RE297792

Description	Retail
 A/C Condenser Applications: 8235R, 8260R, 8285R, 8310R, 8335R, 8360R, 8310RT, 8335RT, 8360RT, 9360R, 9410R, 9460R, 9510R, 9560R, 9370R, 9420R, 9470R, 9520R, 9570R, 9470RT, 9520RT, 9570RT, 9470RX, 9520RX, 9570RX,	\$875.00

Order No: WN-RE332816

Description	Retail
 Hydraulic Oil Cooler Applications: 7200R, 7215R, 7230R, 7260R, 7280R	\$475.00


Order No: WN-RE34166

Description	Retail
 Air Conditioner Condenser, Oil Cooler Applications: 7600, 7700, 7800, 7610, 7710, 7810	\$525.00


Order No: WN-RE50295

Description	Retail
Hydraulic Oil Cooler Applications: 7400, 7400, 7210, 7410, 7510	\$775.00


Order No: WN-RE55139

Description	Retail
 Air Conditioner Condenser, Oil Cooler Applications: 7200, 7210, 7400, 7410, 7510	\$545.00


Order No: WN-RE560279

Description	Retail
 A/C Condenser Applications: 7210R, 7230R, 7250R, 7270R, 7290R, 7310R	\$618.00


Order No: WN-RE566085

Description	Retail
 Cooler, Hydraulic Applications: 8235R, 8285R, 8310R, 8335R, 8360R, 8310RT, 8335RT, 8360RT	\$925.00


Order No: WN-RE566087

Description	Retail
 Hydraulic Oil Cooler Applications: 9360R, 9410R, 9460R, 9510R, 9560R, 9460RT, 9510RT, 9560RT, 9370R, 9420R, 9470R, 9520R, 9570R, 9470RT, 9520RT, 9570RT, 9470RX, 9520RX, 9570RX	\$1,325.00


Order No: WN-RE566106

Description	Retail
 Transmission Oil Cooler Applications: 9230, 9330, 9430, 9530, 9630, 9430T, 9530T, 9630T	\$1,300.00


Order No: WN-RE566108

Description	Retail
 Hydraulic Oil Cooler Applications: 4420, 7820, 7920, 4720, 7720	\$1,325.00


Order No: WN-RE63468

Description	Retail
 Air Conditioner Condenser, Oil Cooler Applications: 8100, 8200, 8300, 8400 Features: Condenser, Oil Cooler, Fuel Cooler	\$550.00


Order No: WN-RE66573

Description	Retail
 Air Conditioner Condenser, Oil Cooler Applications: 8100, 8200, 8300, 8400, 8100T, 8200T, 8300T, 8400T, 8110, 8210, 8310, 8410, 8110T, 8210T, 8310T, 8410T Features: Condenser, Oil Cooler, Fuel Cooler	\$530.00

Order No: WN-RE68972


Description	Retail
 Axle Oil Cooler Applications: 9200, 9300, 9400	\$795.00

Order No: WN-SJ26167

Description	Retail
 Cooler, Hydraulic Applications: 6100D, 6110D, 6115D, 6125D, 6130D, 6140D, 6105D, 6115D, 6130D, 6140D, 5085M, 5100M, 5100MH, 5115M, 5115ML, 5085E, 5100E, 5100ML,	\$360.00

**Radiator: Hoses**

Order No: WN-B2607R

Description	Retail
 Radiator, Water Pipe, Upper Applications: B Features: Must Weld To Existing Casting B S/N 201000-	\$80.50

Order No: WN-HS05003

Description	Retail
Bulk Hose Applications: 301A, 2020, 2030 Features: 1/2"x27/32"x10', Not suitable for Oil	\$21.99

Order No: WN-HS28753

Description	Retail
Bulk Hose Applications: A, B Features: 2 7/8" ID, 3' Length, Not Suitable for Oil	\$41.78

Order No: WN-JDS568

Description	Retail
Radiator, Hose Clamp, Wire Applications: A, B, D, G, 50, 60, 70, 80, 520, 530, 620, 630, 720, 730, 820, 830 Features: 3-1/4" Diameter, Max O.D.	\$9.00

Order No: WN-L34898

Description	Retail
Radiator, Hose, Upper Applications: 1640, 1840, 2010, 2040S, 2140, 2350, 2550, 2750 Features: 1.5" ID 2010 European S/N 430000-	\$12.40

Order No: WN-L34921

Description	Retail
Radiator, Hose, Lower Applications: 1640, 1680, 2040, 2040S, 2140, 2350, 2550, 2750 Features: 1.875" ID 1680 S/N -42999, 2040 European S/N 430000-	\$9.49


Order No: WN-R26472

Description	Retail
Radiator Hose Bottom Applications: 500, 500A, 500B, 500C, 510, 600, 3010, 3020, 4000, 4010, 4020 Features: A = 1.937" I.D., B = 2.187" I.D. 4020 w/o A/C	\$12.04

**Tractor: Cooling System**

**Radiator: Hoses**

**Order No: WN-R26475**

Description	Retail
 Radiator, Hose, Top Applications: 500, 500A, 500B, 500C, 510, 600, 3010, 3020, 4000, 4010, 4020 Features: A = 2" I.D. 4020 ALL w/o A/C, 4020 S/N 201000- with A/C	\$11.42

**Order No: WN-R38311**

Description	Retail
Radiator, Hose, Lower Applications: 2510, 2520 Features: 1.875" I.D.	\$21.69

**Order No: WN-R38312**

Description	Retail
Upper Radiator Hose Applications: 2510, 2520, 301A Features: 1/2" ID 2510 Diesel, 301A Diesel S/N 345267-	\$7.68

**Order No: WN-R38313**

Description	Retail
Lower Radiator Hose Applications: 2510, 2520 Features: 1.875" ID 2510 Diesel	\$16.33

**Order No: WN-R43582**

Description	Retail
Radiator, Hose Applications: 4400, 4520 Features: Upper, A=3" ID, B= 2.5" ID 4520 W/O AC, ENG S/N -303518	\$16.14


**Order No: WN-R46521**

Description	Retail
Hose, Radiator, Upper Applications: 4520, 4620 Features: A = 2.000" ID, B = 2.250" ID	\$15.90

**Order No: WN-R48427**

Description	Retail
Lower Radiator Hose Applications: 4320, 4520 Features: 2.281" ID 4320 w/o AC, 4520 w/o AC, Engine S/N 303519-	\$24.65


**Order No: WN-R50402**

Description	Retail
 Oil Cooler Hose Applications: 8820, 9940, 9950, 5200, 5400, 5440, 5720, 5730, 644C, 646C, 740, 740A, 743, 743A, 762A, 762B, 770A, 770AH, 770B, 770BH, 772A, 772AH, 772B, 772BH, 790, 790D, 792, 793D, 850B, 892DLC, 4320, 4520, 4620, 4630, 4640, 4650, 4840, 4850, 7020, 8430, 8440, 8450 Features: Water Manifold/Lower Engine Oil Cooler, 5.3" Length, .867"ID 4520 Engine S/N 303519-, 8430 Years 1974-1981	\$10.10

**Order No: WN-R52426**

Description	Retail
Upper Radiator Hose Applications: 4430 Features: 2" ID smaller end, 2.5" ID larger end with and without AC	\$10.74

**Order No: WN-R53142**

Description	Retail
 Lower Radiator Hose Applications: 4040, 4230 Features: 2.00" ID one end, 2.312" ID one end 4040 w/ AC, 4230 Diesel w/ AC	\$15.42

**Order No: WN-R53231**

Description	Retail
Radiator, Hose	\$18.32

Applications: 4040, 4230, 5020, 6030, 700A, 760A  
Features: Upper, 2.00" ID 4040 With or w/Out AC, 4230 Gas or Diesel, With or w/out AC

**Order No: WN-R53407**

Description	Retail
Radiator, Hose, Upper Applications: 4050, 4250, 4440, 4450, 4630 Features: I.D. 2" Smaller End, 2.5" I.D. Larger End	\$10.08

**Order No: WN-R58618**

Description	Retail
Lower Radiator Hose Applications: 4430, 4630 Features: 2.281" ID smaller end, 2.437" ID larger end with AC	\$23.60

**Order No: WN-R59053**

Description	Retail
Radiator, Hose, Upper Applications: 2630, 2640	\$16.22

**Order No: WN-R61433**

Description	Retail
Radiator, Hose, Bottom Applications: 4240, 4350, 4440 Features: 2.5" I.D. 4240 (with AC), 4440 (with AC)	\$16.60

**Order No: WN-R61435**

Description	Retail
Hose, Radiator, Upper Applications: 4050, 4240, 4240, 4240S, 4350 Features: A-2" ID, B-2.5" ID 4050 S/N -005510	\$10.40

**Order No: WN-R62327**

Description	Retail
Hose, Radiator Applications: 4640, 4840, 9940 Features: Lower, Small end ID 2.25", Large End ID 2.5"	\$21.99

**Order No: WN-R76371**

Description	Retail
Radiator, Hose, Lower Applications: 4560, 4650, 4755, 4760, 4850, 4955, 4960 Features: 2-1/2" I.D. 4755 S/N 10001-, 4955 S/N 10001-	\$8.15

**Order No: WN-R79346**

Description	Retail
Radiator Hose Upper Applications: 4640, 4650, 4840, 4850, 9940, 9950 Features: Diameter A: 2.250", Diameter : 2.500" 4650 S/N -324214, 4850 S/N -322745	\$12.47


**Order No: WN-R82973**

Description	Retail
Upper Radiator Hose Applications: 4050 Features: 2.062" ID one end, 2.125" ID other end 6359TR Engine, S/N 006510-	\$23.47

**Order No: WN-R88354**

Description	Retail
Hose, Radiator, Upper Applications: 4050, 4055, 4250, 4255, 4450, 4455 Features: A = 2.000" ID, B = 2.500" ID 4050 W/6466TR Eng, 4250 W/ 6466 Eng, Eng. S/N 322746-, 4450 W/ 6466 Eng, Eng. S/N 322746-	\$12.89

**Order No: WN-SJ11171**

Description	Retail
 Radiator Applications: 5085M, 5100M, 5100MH, 5115M, 5115ML, 5085E, 5100E, 5100ML Features: Ships Truck Freight	\$675.00

**Order No: WN-T22496**

Description	Retail
Upper Radiator Hose	\$13.26


**Tractor: Cooling System**

**Radiator: Hoses**


**Order No: WN-T22496**

Applications: 300B, 301A, 302, 302A, 380, 400, 401, 401B, 401C, 480, 480A, 480B, 440, 440A, 440B, 1520, 2020, 2030  
Features: 1.5" Inside Diameter

**Order No: WN-T22497**

Description	Retail
 Radiator, Hose, Lower Applications: 300, 300B, 301, 301A, 380, 400, 401, 440, 440A, 440B, 480, 480A, 480B, 1020, 2020, 2030 Features: 1.875" I.D., Gasoline Engines	\$15.15

**Order No: WN-T22500**

Description	Retail
 Radiator, Hose, Lower Applications: 1010, 1020, 1030, 1040, 1120, 1130, 1140, 1350, 1520, 1530, 1550, 1630, 1750, 1830, 1850, 2020, 2040, 2120, 2150, 2155 Features: 1-7/8" I.D. 1010 Diesel, 1020 Diesel, 2020 Diesel	\$10.47

**Order No: WN-T23533**

Description	Retail
Radiator, Hose, Upper Applications: 1520, 2020, 2030, 2120, 2130, 2440, 300B, 301A, 302, 02A, 380, 400, 401, 401B, 401C, 440, 440A, 440B, 480, 480A, 480B Features: 1-1/2" I.D. 1520 Diesel, 2020 Diesel,	\$11.71


**Order No: WN-T23534**

Description	Retail
Radiator, Hose Applications: 1010, 1020, 1030, 1120, 1130, 1530, 1630, 2040, 2240, 820, 830, 920	\$8.29

**Order No: WN-T41901**

Description	Retail
Upper Radiator Hose Applications: 4320 Features: 2.00" ID, 2.50" OD 4320 with AC and without AC	\$14.86

**Order No: WN-TY22404**

Description	Retail
 Hose, Bulk Water Outlet Manifold Applications: 4240, 4440, 4640, 4840, 6030, 7520, 8430, 8440, 8630, 8640, 8650 Features: 1" ID, 12-1/4" Long, 90 Degree Bend	\$6.28

**Order No: WN-TY22409**


Description	Retail
Radiator, Hose, Upper Applications: 480A, 480B, 2440, 2510 Features: 1.5" I.D. 2440 S/N 305415-	\$8.10

**Radiator: Radiators, Cores, & Tanks**


**Order No: WN-AA2235R**

Description	Retail
Radiator, Core Applications: A, AR, 60, 620, 630 Features: 21" High, 18" Wide, 4 Rows of Tubes, 7 Fins per Inch A S/N 488000-, AR S/N 260000-(Styled)	\$264.44

**Order No: WN-AA5582R**


Description	Retail
 Radiator, Core Applications: 60, 620, 630 Features: A=21.125", B=18.375", C=5.562", 2" Thick, 3 Rows of Tubes	\$285.00

**Order No: WN-AA5756R**

Description	Retail
 Radiator, Filler Neck Applications: 50, 60, 70, 70D, 80, 520, 620, 720D, 820, 830 Features: Brass, Includes Overflow Tube 50 S/N	\$108.00

5016616-, 60 S/N 6030927-, 60 STANDARD S/N 6043000-, 70 S/N 7008450-

**Order No: WN-AB1607R**

Description	Retail
 Radiator, Filler Neck Applications: A, AO, AR, B, G Styled	\$31.00


**Order No: WN-AB3599R**

Description	Retail
Radiator, Core Applications: B, 50, 520, 530 Features: A=17.750", B=14.750" B S/N 60000- (Styled)	\$253.88


**Order No: WN-AB4666R**

Description	Retail
Radiator, Core Applications: 50, 520, 530 Features: A=17.750", B=16.000", C=5.562", 2.000" Thick	\$207.57


**Order No: WN-AF1321R**

Description	Retail
 Radiator, Core Applications: G, 70, 720 Gas, 730 Gas Features: 21.65" H, 19.09" E, W Rows of Tubes, 5 Fins per Inch	\$302.81


**Order No: WN-AL115731**

Description	Retail
 Radiator Applications: SE6010, SE6110, SE6210, SE6310, SE6410, 6010, 6100, 6110, 6110L, 6200, 6200L, 6210, 6210L, 6310, 6310L, 6310S, 6400SP, 6405, 6410L, 66410S, 6500, 6500L, 6510, 6510L, 6510S Features: 3 Rows of Tubes, 8 Fins per Inch	\$550.00


**Order No: WN-AL115732**

Description	Retail
 Radiator Applications: SE6010, SE6110, SE6210, SE6310, SE6410, 6010, 6100, 6110, 6110L, 6200, 6200L, 6210, 6210L, 6300, 6300L, 6310, 6310L, 6400, 6400L, 6405, 6410, 6410L, 6410S, 6500, 6500L, 6510, 6510L, 6510S Features: 4 Rows of Tubes, 8 Fins per Inch Overall Width: 20-3/4", Core Height: 20-1/4", Core Width: 20", Depth: 2-1/2", Rows: 4, Fins Per Inch: 8, Inlet: 2-3/8", Outlet: 2-3/8"	\$595.00

**Order No: WN-AL25255**

Description	Retail
 Radiator Applications: 300B, 301A, 302, 302A, 400, 401, 401B, 401C, 480, 1520, 1830, 2020, 2030, 2120, 2130, 2440, 2630, 2640 Features: 20" H x 14" W, 5 Rows (2020, 2030, All European), 2440 S/N -340999, 2640 S/N -340999	\$295.00

**Order No: WN-AL37566**

Description	Retail
 Radiator Applications: 2940, 2950, 3040, 3140, 3141 Features: 4 Rows of Tubes, 10 Fins per Inch Overall Height: 31-3/8", Overall Width: 19-11/16", Core Height: 24-7/16", Core Width: 19-7/16", Depth: 2-5/8", Rows: 4, Fins Per Inch: 10, Fill Neck Height: 1-5/16", Inlet: 2", Outlet: 2"	\$375.00

**Order No: WN-AL37568**

Description	Retail
 Radiator Applications: 1640, 1840, 2040, 1641F, 2040S, 2140, 2350, 2550, 2750, 1140F, 1640F, 2040F, 1840F, 2141, 2541, 2941, 1641, 1641F Features: 21" H x 19" W, 5 Rows (1640, 1840, 2040, All S/N -429999), 2941 S/N 429999-	\$450.00

**Order No: WN-AL56372**


John Deere®




**Tractor: Cooling System**

**Radiator: Radiators, Cores, & Tanks**


**Order No: WN-AL56372**

Description	Retail
 Radiator Applications: 2550, 2355, 2450, 2555, 2650, 2650N, 2755, 2850, 2855N Features: 4 Rows of Tubes, 8 Fins per Inch All Models with S/N -669788	\$495.00


**Order No: WN-AL56375**

Description	Retail
 Radiator Applications: 2955, 3050, 3150, 3350 Features: 4 Rows of Tubes, 8 Fins per Inch 2955 (w/ Cab S/N -664559, w/o Cab S/N -660812)	\$495.00


**Order No: WN-AL66766**

Description	Retail
 Radiator Applications: 2955, 3050, 3055, 3155, 3255, 3350, 3650 Features: 4 Rows of Tubes, 8 Fins per Inch 2955 w/o Cab s/n 660813- w/ Cab s/n 664560-, 3155 s/n 664560-	\$495.00


**Order No: WN-AL67563**

Description	Retail
 Radiator Applications: 1850, 1950, 1950N, 2155, 2355N Features: 18.75" W, 17" H, 4 Rows of Tubes, 8 Fins per Inch 2155 S/N 62200-, 2355N S/N 622000-	\$498.00


**Order No: WN-AM1771T**

Description	Retail
 Radiator Applications: 40, 320, 330, M, MT Features: 14-3/8" x 17" Core, 3 Row, 7 Fins per Inch	\$397.00


**Order No: WN-AR1627R**

Description	Retail
 Radiator Applications: 70, 720, 730, 80, 820, 830 Features: Diesel, A= 21.5", B= 21.5" C= 5.562" Plate Width, 2" Thick 820 2 Cyl, 830 2 Cyl	\$250.24


**Order No: WN-AR38551**

Description	Retail
 Radiator Applications: 2510, 2520, 4219DF, 4276D Features: 18.5" W, 20.0625" H, 3 Rows of Tubes, 10 Fins per Inch	\$468.75


**Order No: WN-AR43945**

Description	Retail
 Radiator Applications: 4520, 4620 Features: Core: 21 1/2" W, 27 15/16" H, 4 Rows, 10 Fins/Inch 6-466A (Stationary Power Unit), 6-466D (Stationary Power Unit), 6-466T (Stationary Power Unit)	\$1,075.01


**Order No: WN-AR46016**

Description	Retail
 Radiator Applications: 3020 Features: 18.125"x22.437", 3 Rows of Tubes, 10 Fins Per Inch 3020 Gas Diesel	\$385.00


**Order No: WN-AR46437**

Description	Retail
 Radiator Applications: 3010 Features: 18.125" x 22.437", 3 Rows of Tubes, 5 Fins per Inch 3010 Gas/Diesel	\$467.00


**Order No: WN-AR46438**

Description	Retail
 Radiator Applications: 400, 4010 Features: 25" H x 20" W, 4 Rows 400, 4010, All Gas/Diesel	\$395.00


**Order No: WN-AR48735**

Description	Retail
 Radiator Applications: 4320 Features: 25" H, 22-1/16" W, 2-7/8" D, 4 Rows of Tubes, 8 Fins/Inch	\$741.00


**Order No: WN-AR49454**

Description	Retail
 Radiator Applications: 4000, 4020 Features: 24.5" H x 20" W, 4 Rows, 9 Fins Per Inch 4000 s/n 201000- Gas/Diesel, 4020 Gas/Diesel	\$465.00


**Order No: WN-AR61878**

Description	Retail
 Radiator Applications: 4430 Features: 27.5" H x 20.75" W, 5 Rows, Tractors Less AC	\$679.17


**Order No: WN-AR61879**

Description	Retail
 Radiator Applications: 4430 Features: 27.5" H x 20.75" W, 5 Rows	\$652.00


**Order No: WN-AR61880**

Description	Retail
 Radiator Applications: 4230 Features: 25.687" H, 19.5" W, 4 Rows of Tubes, 10 Fins per Inch 4230 w/o Air Conditioning	\$572.92


**Order No: WN-AR61881**

Description	Retail
 Radiator Applications: 4030 Features: 19" x 24.75", 3 Rows of Tubes, 10 Fins per Inch	\$635.42


**Order No: WN-AR61883**

Description	Retail
 Radiator Applications: 4230 Features: 25.75" H x 20: W, 5 Rows 4230 w/ A/C	\$595.00


**Order No: WN-AR61884**

Description	Retail
 Radiator Applications: 4630 Features: 21.750"x29.000", 5 Rows of Tubes, 11 Fins Per Inch 4630 with Air Conditioning S/N -010646	\$870.79

**Order No: WN-AR65715**

Description	Retail
 Radiator Applications: 1520, 1830, 2020, 2030, 2120, 2130, 2440, 2640, 2630, 300B, 301A, 302, 302A, 400, 401, 401B, 401C, 480 Features: 20" H x 14" W, 5 Rows 1520 w/Hi-Lo Shift or Reverser, (2020, 2030, All USA), (2440, 2640, All w/ S/N -340999), (2020, 2030, All European)	\$298.00

**Order No: WN-AR68872**

Description	Retail
 Radiator Applications: 4630 Features: 22.062" x 29.125", 5 Rows of Tubes, 10 Fins per Inch 4630 w/ AC s/n 10647-	\$780.00


**Order No: WN-AR90945**

John Deere®


**Tractor: Cooling System**

**Radiator: Radiators, Cores, & Tanks**


**Order No: WN-AR90945**

Description	Retail
 Radiator Applications: 2440, 2640 Features: 20" H x 14" W, 5 Rows All w/ S/N 341000-	\$295.00


**Order No: WN-AT20797**

Description	Retail
 Radiator Applications: 1020, 301, 300, 820, 920 Features: Core 17" High x 18.5" Wide, 1-1/2" Inlet, 1-7/8" Outlet 1020 w/o Reverser or Hi-Lo Shift, 301 w/o Reverser or Hi-Lo Shift, 300 w/o Reverser, 820 3 Cyl with S/N -75429, 920 with S/N -75429	\$325.00


**Order No: WN-AT20849**

Description	Retail
 Radiator Applications: 1020, 1030, 1120, 820, 920, 930, 1130, 1530, 1630, 2040, 2240 Features: 17" H x 14" W, 4 Rows 1020 w/Reverser or Hi-Lo Shift, (1120, 820 3 Cyl, 920, All S/N 75430-), (2040, 2240, All S/N -349999)	\$240.00


**Order No: WN-AT26474**

Description	Retail
 Radiator Applications: 2840, 3030, 3120, 3130 Features: 16" x 23.375", 4 Rows of Tubes, 10 Fins Per Inch	\$400.00


**Order No: WN-AT48171**

Description	Retail
 Radiator Applications: 300B, 302A, 401, 401B, 401C, 480A, 480B Features: 18 1/2" W, 20 1/16" H, 3 Rows of Tubes, 8 Fins per Inch	\$364.58


**Order No: WN-B2604R**

Description	Retail
 Radiator, Flange, Filler Applications: B Features: 4-1/2", Flanged Bottom to Attach to Tank, Solder in Place B S/N 201000-	\$35.00

**Order No: WN-CH18416**

Description	Retail
 Radiator Applications: 1050 Features: 3 Rows of Tubes	\$370.00

**Order No: WN-CH19296**

Description	Retail
 Radiator Applications: 950 Features: 15 3/8" W, 17 1/16" H, 3 Rows of Tubes 950 S/N 010860-	\$350.00


**Order No: WN-M804383**

Description	Retail
Radiator Applications: 1070, 970 Features: 15" W, 16.75" H, 4 Rows of Tubes	\$556.19

**Order No: WN-R20880**


Description	Retail
 Radiator, Top Tank Applications: 620, 630	\$583.00

**Order No: WN-R209720**


Description	Retail
 Radiator, Pin Applications: 8100, 8200, 8300, 8400, 8100T, 8200T, 8300T, 8400T, 8110, 8210, 8310, 8410,	\$5.50

8110T, 8210T, 8310T, 8410T, 8120, 8220, 8320, 8420, 8520, 8120T  
Features: Mounting Pin For RE159541 Radiator

**Order No: WN-RE159541**

Description	Retail
 Radiator Applications: 8100, 8200, 8300, 8310, 8310T, 8400, 8400T, 8410, 8410T Features: 15 3/4" W, 30 1/8" H, 5 Rows of Tubes, 8 Fins/Inch, Truck 8100 S/N -009999, 8200 S/N -009999, 8300 S/N -009999 or 025860-	\$750.00


**Order No: WN-RE165030**

Description	Retail
 Radiator Applications: 7200, 7400, 7210, 7410, 7510 Features: 4 Rows of Tubes, 8 Fins per Inch (7200, 7400, All w/ Cab), (7210, 7410, 7510, All S/N 30000- w/ Cab) Copper & Brass Construction	\$731.00


**Order No: WN-RE16733**

Description	Retail
Radiator Applications: 4050 Features: Core Size=27" H, 21-3/4" W, 3-1/4" D, 6 Rows, 6 Fins/Inch	\$1,108.00


**Order No: WN-RE169273**

Description	Retail
 Radiator Applications: 9300, 9300T, 9320, 9320T, 9400W, 9400T, 9420, 9420T, 9520, 9520T, 9620, 9620T Features: Core: 39" High x 36-3/4" Wide, 5 Rows of Tubes, 10 Fins/Inch Truck Freight Only, 9300 S/N 020890-, 9400W S/N 202890-	\$2,600.00


**Order No: WN-RE169280**

Description	Retail
 Radiator Applications: 9100, 9200, 9120, 9220 Features: 39" Core Height, 30" Core Width 9100 S/N 202921-	\$2,656.00


**Order No: WN-RE21894**

Description	Retail
 Radiator Applications: 4040 Features: 19.125" x 25.5", 3 Rows of Tubes, 8 Fins per Inch	\$890.00


**Order No: WN-RE21895**

Description	Retail
 Radiator Applications: 4840 Features: 26.375" x 30.125", 5 Rows of Tubes, 10 Fins/Inch, Truck Freight	\$925.00


**Order No: WN-RE21896**

Description	Retail
 Radiator Applications: 4640 Features: 26" x 30.375", 5 Rows of Tubes, 7 Fins/Inch, Ships Truck	\$840.00

**Order No: WN-RE21897**

Description	Retail
 Radiator Applications: 4440 Features: 29.5" H x 22" W, 5 Rows, Ships Truck Freight	\$660.00

**Order No: WN-RE21898**

Description	Retail
 Radiator Applications: 4240 Features: 21.625" x 27.187", 4 Rows of Tubes, 11 Fins per Inch	\$695.00


**Order No: WN-RE226366**

John Deere®


**Tractor: Cooling System**

**Radiator: Radiators, Cores, & Tanks**


Order No: WN-RE226366

Description	Retail
 Radiator Applications: 7630, 7730, 7830, 7930, 4730, 4830 Features: Ships Truck Freight	\$895.00


Order No: WN-RE231507

Description	Retail
 Radiator Applications: 9230, 9330, 9430, 9530, 9630, 9430T, 9530T, 9630T Features: Truck Freight	\$3,628.00


Order No: WN-RE245228

Description	Retail
 Radiator Applications: 8120, 8220, 8320, 8120T, 8220T, 8320T, 8420, 8520, 8420T, 8520T, 4920	\$1,107.00


Order No: WN-RE245236

Description	Retail
 Radiator Applications: 7720, 7820, 7920, 4720	\$1,000.00


Order No: WN-RE24732

Description	Retail
 Radiator Applications: 8650 Features: Core Size=41-1/4" H, 26-3/4" W, 4" D, 7 Rows, 8 Fins/Inch	\$2,844.00


Order No: WN-RE287861

Description	Retail
 Radiator Applications: 7200R, 7215R, 7230R, 7260R, 7280R Features: Ships Truck Freight	\$1,110.00


Order No: WN-RE330645

Description	Retail
 Radiator Applications: 8235R, 8260R, 8285R, 8310R, 8335R, 8360R, 8310RT, 8335RT, 8360RT, 8285R, 8310R, 8335R, 4940 Features: Ships Truck Freight	\$1,295.00


Order No: WN-RE38664

Description	Retail
 Radiator Applications: 4050, 4055, 4250, 4255, 4450, 4455 Features: 29 1/8" H, 21.75" W, 3.25" D, 4 Rows of Tubes, 8 Fins/Inch 4050 S/N 005511-	\$725.00


Order No: WN-RE38666

Description	Retail
 Radiator Applications: 4555, 4755, 4955, 4650, 4850 Features: 25.5" x 28.625", 5 Rows of Tubes, 8 Fins/ Inch, Ships Truck 4555 S/N -010000, 4955 S/N -010000, 4955 S/N -010000	\$880.00

Order No: WN-RE46314

Description	Retail
 Radiator Applications: 4560, 4755, 4955, 4760, 4960 Features: 25.5" x 28.625", 5 Rows of Tubes, 8 Fins/Inch, Ships Truck 4755 S/N:010001-, 4955 S/N:010001-	\$885.00


Order No: WN-RE566107

Description	Retail
 Hydraulic Oil Cooler Applications: 7200R, 7215R, 7230R, 7260R, 7280R	\$875.00


Order No: WN-RE62841

Description	Retail
 Radiator Applications: 5500, 5500N	\$425.00


Order No: WN-RE63188

Description	Retail
 Radiator Applications: 4700, 4710, 4890, 4895, 7600, 7610, 7710, 7810, 7700, 7800 Features: 7610 S/N -89999, 7710 S/N -89999, 7810 S/N -89999	\$679.00


Order No: WN-RE66029

Description	Retail
 Radiator Applications: 5200, 5300, 5300N, 5400, 5400N Features: Core Size=15-3/4" H, 19-9/16" W, 4 Row, 8 Fins/Inch	\$457.00


Order No: WN-RE69135

Description	Retail
 Radiator Applications: 8100, 8200, 8100T, 8110, 8110T, 8200T, 8210, 8210T, 8300, 8300T Features: 15 3/4" W, 30 1/8" H, 5 Rows of Tubes, 8 Fins/Inch, Truck 8100 S/N 010000-, 8200 S/N 010000-, 8300 S/N 010000-025859	\$760.00


Order No: WN-RE70236

Description	Retail
 Radiator Applications: 5410, 5415, 5415H, 5420, 5420N, 5510, 5510N, 5515, 5520, 5520N, 5605, 5615, 5705, 5715, 5715HC Features: 23" H x 21-3/4" W 4 Row	\$562.00

Order No: WN-RE70733


Description	Retail
 Radiator Applications: 5103, 5203, 5210, 5215, 5220, 5303, 5310, 5130N, 5315, 5320, 5320N, 5403, 5410, 5410N Features: Core: 15 3/4" Height, 18 3/4" Width, 1 3/4" Depth, 3 Rows Tractors without Cab	\$553.00

Order No: WN-TB-3532


Description	Retail
 Radiator, Core Applications: 70, 80, 720, 730, 820, 830 Features: 21-1/2" H, 19-1/2" W, 2-13/16" D	\$436.00

**Radiator: Related Parts**


Order No: WN-21-14

Description	Retail
 Radiator Cap Applications: 820, 830, 920, 940, 1020, 1030, 1040, 1120, 1130, 1140, 1520, 1530, 1630, 2020, 2030, 2040, 2150, 2155, 2240, 2255, 2440, 2630, 2640, 3020, 4010, 4020, 4040, 4050, 4055, 4230, 4240, 4250, 4255, 4320, 4430, 4440, 4450, 4455, 4630, 4640, 4650, 4750, 4840, 4850, 4955, 6600, 7700, 7720, 8640 Features: 3-11/32" W, 1-13/32" H, Fits 1" Deep Neck, 7 lbs. Additional Models: 7722, 8640, 8650, 8850, 820 S/N 75430-, 920 S/N 75430-, 1120 S/N 75430-, 1130 S/N 75430-, 1630 S/N 75430-	\$7.25

Order No: WN-87712918

Description	Retail
 Radiator, Cap Applications: 2955, 2755, 2355, 2555, 3155, Features: 7 Pound	\$4.00

Order No: WN-A2153R


Description	Retail
 Gasket, Radiator Applications: 60, 620, 630, A, AR, AR Features: Set of 2 A S/N 488000-, AR S/N 260000-(styled)	\$11.75




**Tractor: Cooling System**

**Radiator: Related Parts**


Order No: WN-AA5158R

 Description	Retail
Radiator, Cap Applications: 50, 60, 70 Features: Includes Gasket, 2.878" OD, 2.727" ID 50 S/N -5016615, 60 S/N -6030926, 70 GAS S/N -7008449	\$45.50


Order No: WN-AA5757R

 Description	Retail
Radiator, Cap Applications: 50, 60, 60, 70, 80, 420, 430, 435, 440, 520, 530, 620, 630, 720, 730, 820, 830, 840 Features: For Pressurized Systems 50 S/N 16616-, 60 Regular S/N 30927-, 60 Standard S/N 43000-	\$29.00


Order No: WN-AB1621R

 Description	Retail
Radiator, Cap Applications: A, B, D, G, R Features: 4-5/16" I.D., 1/2" Tall	\$26.50


Order No: WN-AL2275T

 Description	Retail
Radiator, Cap Applications: 40, 320, 330, L, LA, LI, LUC, LUS, LUW, M, MC, MI, MT Features: 3-3/16" ID, 5/16" Height, With Gasket, Zinc Plated	\$27.75


Order No: WN-AL34678

 Description	Retail
Fuel Tank Cap Applications: 840, 940, 1040, 1140, 1350, 1550, 1640, 1750, 1840, 1850, 1950, 2040, 2040S, 2140, 2150, 2255, 2155, 2355N, 2240, 2350, 2550, 2355, 2555, 2650, 2650N, 2850, 2750, 2755, 2855N, 2940, 2950, 2955, 3010, 3040, 3050, 3055, 3140, 3150, 3155, 3255, 3350, 3640, 3650 Features: Red For Tractors with plastic fuel tanks	\$9.00


Order No: WN-AL38374

 Description	Retail
Radiator Cap Applications: 940, 1040, 1140, 2040, 2150, 2155, 2255, 2350, 2550, 2750, 2940, 2950, 3150 Features: 940 S/N 481900, 1040 S/N 117314, 1140 S/N 117314, 2040 S/N 350000, 2150 S/N 481900-, 2555 S/N 4819000, 2350 S/N 4819000-, 2550 S/N 481900, 2750 S/N 481900-, 2950 S/N 477104-	\$9.00


Order No: WN-AL78005

 Description	Retail
Reservoir Filler Cap Applications: 7200, 7400, 9100, 9200, 9300, 9400, 7210, 7410, 7510, 9300T, 9400T, 9120, 9220, 9320, 9420, 9520, 9620, 9320T, 9420T, 9520T, 9620T, 6200, 6300, 6400, 6500, 6200L, 6300L, 6400L, 6500L, 6110, 6210, 6310, 6410, 6110L, 6210L, 6310L, 6410L, 6510L, 6310S, 6410S, 6510S, 6405, 6605, 6120 Features: Additional Models: 6220, 6320, 6420, 6120L, 6220L, 6320L, 6420L, 6520L, 6215, 6415, 6615, 6715, 7430, 7330, 7530, 6230, 6330, 6430, 7130, 7230, 7330, 7500, 7405, 5415N, 6415, 5425N, 5725N, 5425, 5415, 5615, 5715, 6140J, 6155J, 7220, 7320, 7420, 7520, 5603, 5101EN, 5083E, 5093E, 5093EN, 5101EN, 5325N, 5425N, 5525N, 5225, 5325, 5425, 5525, 5625,	\$9.00


Order No: WN-AM640T

 Description	Retail
Radiator, Cushion Applications: M, 40, 420, 430, 435, 440, 330, 350, 450 Features: Rubber Bonded to Metal, Includes 4 Rivets 350 Crawler, 450 Crawler	\$15.00


Order No: WN-AR28482

 Description	Retail
Radiator Cap Applications: 2010, 3010, 4010, 5010, 3020, 4020, 2510, 5020, 4520, 4000, 4020, 2520, 4320, 4620, 7020, 6030, 7520, 4030, 4230, 4430, 4630, 8430, 8630, 2440 Features: With Cover, 7 PSI	\$11.00


Order No: WN-AT29054

 Description	Retail
Radiator Cap Applications: 820, 830, 840, 940, 1020, 1030, 1035, 1040, 1120, 1130, 1140, 1520, 1530, 1630, 1635, 1640, 1830, 1840, 2020, 2030, 2035, 2040, 2120, 2130, 2135, 2140, 2150, 2155, 2240, 2255, 2350, 2440, 2510, 2520, 2550, 2630, 2640, 2750, 2840, 2940, 2950, 3030, 3040, 3120, 3130, 3135, 3140, 3340, 3640 Features: 840 S/N -481899, 940 S/N -481899, 1040 S/N -481899, 1140 S/N -481899, 1640 S/N -457685, 1840 S/N -457685, 2040 S/N -457685, 2140 S/N -457685, 2150 S/N -481899, 2155 S/N -481899, 2240 S/N -340999, 2255 S/N -481899, 2350 S/N -457685, 2440 S/N -340999, 2550 S/N -457685, 2630 S/N -340999, 2640 S/N -340999, 2750 S/N -457685, 2950 S/N -477103, 3040 S/N -477103, 3140 S/N -477103, 3340 S/N -118150 Fits John Deere Hay Equipment(s) 920, 930	\$8.00


Order No: WN-B1507R

 Description	Retail
Gasket, Radiator Applications: 50, 520, 530, B Features: 2 per Package, Priced INDIVIDUALLY B S/N 60000- (styled)	\$7.72


Order No: WN-B1669R

 Description	Retail
Radiator Cap Gasket Applications: A, AO, AR, B, D, G, R, 60 Features: 4 5/16" OD, 3 23/32" ID, 3/32" Thick, Rubber, Fits AB1621R Cap A Styled, AR Unstyled S/N 260000-262699 and S/N 264300-, 60 Orchard & Standard S/N 600001-6042999	\$8.00

Order No: WN-D399R

 Description	Retail
Radiator Fan Friction Washer Applications: A, AN, ANH, AW, AWH, 50, 520, 530, 60, 620, 630, 70, 720, 730, AO, AOS, AR, BO, BR, D, DI, G, GH, GM, GN, GW, GP, GPO, H, HN, HNH, HWH Features: 3 1/2" OD, 1 1/8" ID, 0.150" thick [A, AN, ANH, AW, AWH, 50, 520, 530, 60, 620, 630, 70, 720, 730 (Gas, Diesel & LP Models)], [AO, AOS, AR (Fits models with S/N 264644-)], [BO, BR (S/N 334150-)], [D, DI (S/N 30400-)], [G, GH, GM, GN, GW (For models with S/N 13910-)], GP (S/N 20011-), GPO (S/N 15000), [H, HN, HNH, HWH (For models up to S/N 50499 when converted to friction style fan drive and all models S/N 50500)]	\$7.50

Order No: WN-JDS1053

 Description	Retail
Radiator, Bolt Kit Applications: A, AN, ANH, AO, AR, AW, AWH Features: Includes Correct Length Hardware For Adding Shutters (AO, AR S/N 272000-), AWH S/N 477000-	\$41.00


Order No: WN-JDS1057

John Deere®


**Tractor: Cooling System**

**Radiator: Related Parts**


Order No: WN-JDS1057

Description	Retail
 Radiator, Bolt Kit Applications: 50, 60 Features: Depending On Model, May Have Unused Hardware	\$46.00


Order No: WN-JDS1059

Description	Retail
 Radiator, Bolt Kit Applications: 520, 530, 620, 620 Orchard, 630 Features: Depending On Your Model You May Have Some Unused Hardware	\$35.00


Order No: WN-JDS964

Description	Retail
 Radiator, Bolt Kit Applications: B Features: For Use Without Water Pump B S/N 6000 - 305999	\$41.00


Order No: WN-R26413

Description	Retail
 Radiator, Support, Rubber Pad Applications: 500, 500A, 500B, 500C, 510, 600, 690, 690A, 700A, 760, 760A, 2940, 2950, 2955, 3010, 3020, 3040, 3055, 3140, 3150, 3155, 3255, 3640, 3650, 4000, 4010, 4020, 4030, 4040, 4050, 4055, 4230, 4240, 4250, 4255, 4350, 4430, 4440, 4450, 4455, 4520, 4555, 4560, 4620, 4630, 4640, 4650, 4755, 4760 Features: Sold in pairs, priced each Additional Tractor Applications: 4840, 4850, 4955, 4960, 5010, 6030, 7020, 7520, 8560, 8570, 8760, 8770, 8870, 8960, 8970	\$2.50


Order No: WN-R80136

Description	Retail
 Block, Oil Filler Cap Applications: 2440, 2940, 2150, 2255, 1640, 2040, 2040S, 2140, 3040, 3140, 2350, 2550, 2750, 2950, 3150, 2955, 2755, 2355, 2555, 2155, 2355N, 3155, 3055	\$5.00


Order No: WN-R90788

Description	Retail
 Block, Oil Filler Cap Applications: 5200, 5300, 5400, 5210, 5310, 5410, 5310N, 5510N, 5105, 5205, 5320N, 5420N, 5520N, 1830, 2030, 2130, 3030, 3130, 1030, 1130, 1630, 2150, 2255	\$5.00


Order No: WN-R97876

Description	Retail
 Thermostat, Cover Applications: 840, 940, 1040, 1140, 1350, 1550, 1640, 2040, 2040S, 2140, 2150, 2255, 2155, 2355N, 2240, 2350, 2550, 2355, 2555, 2650, 2650N, 2850, 2750.2755.2855N, 5200, 5300, 5400, 5500, 5400N, 5500N Features: 840 S/N -599999, 1350 European S/N -751253, 1550 European S/N -751243, 1750 European S/N -751243, 1850 European S/N -751243, 1850N European S/N -751243, 2240 S/N 350000-, 2250 European S/N 792266-, 2450 European S/N 792266-, 2650 European S/N 792266-, 2650N European S/N 792266-, 2850 European S/N 792266-, 5400N S/N -202231 Fits John Deere Windrowers 3830	\$8.00


Order No: WN-RE24897

Description	Retail
 Radiator Cap Applications: 4040, 4240, 4440, 4640, 4840, 4050, 4250, 4450, 4650, 4850	\$11.00


Order No: WN-RE43593

Description	Retail
 Radiator, Cap Applications: 7600, 7700, 7800, 7610, 7710, 7810, 7720, 7820, 8100, 8200, 8300, 8400, 8100T, 8200T, 8300T, 8400T, 8110, 8210, 8310, 8410, 8110T, 8210T	\$4.75

Order No: WN-RE49908


Description	Retail
 Radiator, Cap Applications: 8560, 8760, 8960, 8570, 8770, 8870, 8970, 9100, 9200, 9300, 9400	\$5.00

Order No: WN-RE60714

Description	Retail
 Fuel Tank, Cap Applications: 5210, 5310, 5410, 5510, 5310N, 5510N, 5400N, 5500N, 6403, 6603, 7200, 7400, 7210, 7310, 7510, 7600, 7700, 7800, 7610, 7710, 7810, 8560, 8760	\$12.00

**Thermostats: Gaskets**


Order No: WN-R124607

Description	Retail
 Thermostat Cover Gasket Applications: CTS, CTS II, 6600, 6620, 6622, 7720, 9500, 9510, 9510SH, 9550, 9550SH, 9560, 9560STS, 9600, 9610, 9640I WTS, 9640WTS, 9650, 9650CTS, 9650STS, 9660, 9660CTS, 9660I WTS, 9660STS, 9660WTS, 9680I WTS, 9680WTS, 9750STS, 9760STS, 9780CTS, 9940, 9950, 9960, 9965, 9970, 9976, 9986 Features: 9996, 5200, 5400, 5440, 5460, 6610, 6650, 6710, 6750, 6810, 6850, 6910, 6950, 330LCR, 560D, 640E, 643J, 644C, 644D, 644E, 644G, 644H, 646C, 670C, 670CH, 670D, 672CH, 672D, 690B, 690C, 693C, 724J, 740A, 740G, 743, 743A, 750C, 750CII, 762B, 770B, 770C, 770CH, 770D, 772B, 772CH, 772D, 790, 790D, 792, 792DLC, 793D, 843J, 850B, 850C, 850C II, 870D, 872D, 892DLC, 892ELC, 4050, 4055, 4240, 4250, 4255, 4320, 4430, 4440, 4450, 4455, 4520, 4555, 4560, 4620, 4630, 4640, 4650, 4755, 4760, 4840, 4850, 4955, 4960, 6320, 6420, 6420S, 6520, 6620, 6820, 6920, 6920S, 7020, 7220, 7320, 7420, 7520, 7700, 7710, 7720, 7800, 7810, 7820, 8100, 8100T, 8110 S/N 094783, 8110T S/N -094783, 8120, 8120T, 8200, 8200T, 8210 S/N -094783, 8210T S/N -094783, 8220, 8220T, 8300, 8300T, 8310 S/N -094783, 8310T S/N -094783, 8320, 8320T, 8400, 8400T, 8410 S/N -094783, 8410T S/N -094783, 8420, 8420T, 8430 Years 1974-1981, 8440, 8450, 8520, 8520T, 8560, 8570, 8650, 9100, 9120	\$4.75

Order No: WN-R54638

Description	Retail
Thermostat Gasket Applications: 1170, 4420, 9400, 9410, 9450, 2030, 2440, 2520, 2630, 2640, 2940, 3030, 3130, 4030, 4050, 550	\$1.82

Order No: WN-R54641

Description	Retail
 Thermostat Housing Gasket Applications: 1055, 1065, 1068H, 1072, 1075, 1157, 1158, 1166, 1174, 1177, 4400, 4420, 4425, 4435, 6600, 9400, 955, 965, 965H, 968H, 975, 985, 2030, 2440, 2520, 2630, 2640, 2840, 2940, 2950, 2955, 3030, 3040, 3055, 3120, 3130, 3140, 3150, 3155, 3255, 3640, 4060, 4050, 5200, 5300, 5400, 5400N, 5500 Features: Housing to Head, Pack of 2, Priced Each 9400 s/n -701275, 986 s/n -403755, 210C, 290D, 315C, 482C, 490E, 495D, 590D, 595D, AND , and 70D s/n 300000-, 544, and 544A s/n 188890-, 653E s/n -713455, 710D s/n -713822, 750C s/n -715497, 755B s/n -208367, 790ELC s/n -704568, 3030 and 3130 s/n - 235169, 5200, 5300, 5400,	\$1.15

John Deere®

**Tractor: Cooling System**

**Thermostats: Gaskets**

**Order No: WN-R54641**


5400N, 5500, and 5500N s/n -202231, 7500 s/n -1336, 9900, 9910, 9920, 9930, 190E, 210C, 290D, 300D, 310C, 310D, 315C, 315D, 344E, 410C, 410D, 444, 444C, 444CH, 444D, 444E, 444G, 450E, 455E, 482C, 490D, 490E, 493D, 495D, 510C, 510D, 544, 544A, 544B, 544C, 544D, 544E, 544G, 570, 570A, 570B, 590D, 595, 595D, 610C, 624E, 624G, 640, 643, 643D, 653E, 655, 655B, 670, 670A, 670B, 672B, 690D, 690DR, 690ELC, 70D, 710B, 710C, 710D, 750, 750B, 750C, 755, 755A, 755B, 790ELC, 6000, 6100, 6500, 6600, 5500N, 6200, 6200L, 6300, 6300L, 6400, 6400L, 6500, 6500L, 7200, 7400, 7500, 7600

**Order No: WN-T20219**

Description	Retail
Thermostat Housing Gasket Applications: 1020, 1030, 1120, 1130, 1520, 1530, 1630, 1830, 2020, 2030, 2040, 2120, 2130, 2150, 2155, 2240, 2255, 2350, 2355, 235N, 2440, 2510, 2520, 2550, 2555, 2630, 2640, 2750, 2755, 2855N, 820, 830, 920, 930 Features: Package of 5, Priced Individually	\$1.10

**Thermostats: Thermostats**


**Order No: WN-11C16**

Description	Retail
 Thermostat Applications: 300, 301, 301A, 302, 400, 401, 401D, 410B, 3300, 2320, 2420, 830, 930, 1020, 1120, 1350, 1550, 1630, 1750, 1830, 1850, 1850N, 1950, 1950N, 2020, 2030, 2120, 2520, 6010, 6110, 6210, 6320, 6410, 6420, 6510, 6610, 6620, 6810, 6820, 6910, 6920, 7400, 7600 Features: 180 Degree 6010 S/N -575237, 6110 S/N -575555, 6520 S/N -599999, 6620 S/N -799999	\$8.86


**Order No: WN-11C30**

Description	Retail
Thermostat Applications: 840, 940, 1040, 1140, 1350, 1550, 1640, 1750, 1830, 1840, 1850, 1850N, 2030, 2040, 2040S, 2130, 2140, 2150, 2155, 2240, 2250, 2255, 2350, 2355, 2355N, 2450, 2550, 2555, 2650, 2650N, 2750, 2755, 2850, 2855N Features: 180 Degree	\$8.48

**Order No: WN-ABC1086**


Description	Retail
 Radiator, Thermostat Applications: 301D, 3020, 4000, 4010, 4020, 5010, 5020, 500, 600, 700, 760 Features: 180 Degrees, 2.5" OD	\$7.50

**Order No: WN-AR48675**

Description	Retail
 Thermostat Applications: 4560, 4620, 4630, 4640, 4650, 4755, 4760, 4840, 4850, 4955, 4960, 5200, 5300, 5400, 5500, 6030, 6110, 6200, 6210, 6300, 6310, 6320, 6400, 6405, 6410, 6420, 6500, 6510, 6605, 6615, 7020, 7200, 7210, 7220, 7320, 7400, 7410, 7420, 7505, 7510, 7515, 7520, 7600, 7610, 7700, 7710, 7720, 7800, CTS, 2256, 2258, 2264, 2266, 4425, 4435, 6600, 6602, 6620, 6622, 7700, 7720, 8820, 9400, 9510SH, 9550SH, 9560, 9580, 9600, CTS, 9610, 9640, 9660, 9680, 9750 STS, 9760 STS, 9780 CTS, 2630, 2640, 2940, 2955, 3055, 3155, 3255, 4050, 4055, 4240, 4250, 4255, 4320, 4430, 4440, 4450, 4455 Features: 180 Degree (82 Degree Celsius) Additional Models: 405 (s/n 580411-earlier), 7610 (s/n 089999-earlier), 7710 (s/n 145553-earlier), 7810 (s/n 145553-earlier), 7810, 7820, 7920, 8100,	\$4.75

8110, 8120, 8200, 8210, 8220, 8300, 8310, 8320, 8400, 8410, 8420, 8440, 8450, 8520, 8560, 8570, 8630, 8640, 8650, 8760, 8770, 8850, 8870, 9100, 9200


**Order No: WN-AR77411**

Description	Retail
 Thermostat Applications: 4400, 4420, 6600, 955, 9900, 484, 544, 544A, 570, 570A, 644, 644A, 540, 540A, 4030, 4520 Features: 195 Degrees 955 Eng. S/N -235169, (644, 644A both S/N -164553), 4520 S/N -303518	\$66.00

**Order No: WN-AT22963**


Description	Retail
Radiator, Thermostat Applications: 930, 1020, 1120, 1630, 1830, 2020, 2030, 2040, 2120, 2240, 2440, 2510, 2520 Features: 192 Degree	\$9.51

**Order No: WN-R36846**

Description	Retail
 Thermostat 1800 Degree Applications: 50, 60, 70, 80, 520, 530, 620, 630, 720, 730, 3010, 3020, 4000, 4010, 4020, 4040, 4230, 4240, 4440, 5010, 5020, 6030, 500 Features: 180 Degrees 620 (gas), 630 (gas), 720 (diesel), 730 (diesel), 70 (diesel),	\$11.86

**Water Pump & Manifolds: Gaskets**


**Order No: WN-AR62933**

Description	Retail
 Water Pump Seal Kit Applications: 1032, 1042, 1052, 1055, 1065, 1068H, 1072, 1075, 1085, 1177, 3300, 4400, 4420, 4425, 6600, 6602, 6620, 6622, 7700, 7720, 8820, 925, 935, 945, 955, 965, 965H, 968H, 975, 985, 1020, 1120, 3010, 3020, 4000, 4010, 4020, 4230 Features: One Piece Seal Replaces Early 3-Piece Seal Includes installation tool.	\$12.58

**Order No: WN-NR-55405**

Description	Retail
Gasket, Water Pump Applications: 820, 830, 1020, 1030, 2020, 2510 Features: Diesel	\$6.20


**Order No: WN-R26343**

Description	Retail
 Water Pump Housing Gasket Applications: 3010, 3020, 4000, 4010, 4020 Features: Diesel Engine Less Air Conditioning	\$1.85


**Order No: WN-R42694**

Description	Retail
Thermostat Gasket Applications: 6600, 7700, 3010, 3020, 4000, 4010, 4020, 4040, 4230, 5010, 5020 Features: Pack Of 5.	\$6.38

**Order No: WN-R50410**

Description	Retail
 Gasket, Water Pump Applications: 6600, 6602, 6620, 6622, 7700, 7720, 8820, 4040, 4230, 4430, 4630, 7020, 5200, 5400, 690B, 693B Features: 7020 S/N 335846-	\$4.07

**Order No: WN-R71315**

Description	Retail
 Gasket, Water Pump Applications: 4050, 4055, 4250, 4255, 4450, 4455, 4555, 4560, 4650, 4755, 4760, 4850, 4955, 4960, 8450 Features: Used With WN-RE55985 Water Pump 4050 W/ 6-466 Engine, 8450 W/ 6-466 Engine	\$3.24

**Order No: WN-T20243**



**Tractor: Cooling System**

**Water Pump & Manifolds: Gaskets**

Order No: WN-T20243

**Description** **Retail**

Water Pump Gasket  
 Applications: 1032, 1042, 1052, 1055, 1065, 1068H, 1072, 1075, 1133, 1144, 155, 1157, 1158, 1166, 1174, 1177, 2054, 3300, 4400, 4420, 4425, 4435, 6600, 925, 965, 965H, 968H, 975, 985, 544B, 550B, 550A, 555, 555A, 555B, 2040, 2150, 2155, 2240, 2255, 2350, 2355, 2550, 2555, 2630, 2640, 2750, 2755, 2855  
 Features: Package of 2, Priced Individually 985 SN -403755, 2040 SN 350000-, 2150 SN -705045, 2155 SN -743474, 2240 SN 350000-, 2855N, 4030 SN 278123-, 5500 5500N

Order No: WN-T25485



**Description** **Retail**

Water Pump Gasket  
 Applications: 1065, 1068H, 1072, 1075, 1158, 1166, 1174, 1177, 4400, 4420, 4425, 4435, 4435  
 Hydro, 6600, 975, 985, 4030  
 Features: 985 S/N -403755

**Water Pump & Manifolds: Pulleys**

Order No: WN-AH155348



**Description** **Retail**

Feeder House, Belt Tensioner  
 Applications: 8120, 8220, 8320, 8420, 8520, 8120T, 8220T, 8320T, 8420T, 8520T, 4920, 9400, 9500, 9600, CTS, 9410, 9510, 9610, CTSII, 9550, 9550SH, 9560, 9560SH, 9986  
 Features: (8120, 8220, 8320, 8420, 8520, All SN -23918, 8120T, 8220T, 8320T, 8420T, 8520T, All SN -903262), 4920 SN-150,

Order No: WN-AL110621



**Description** **Retail**

Belt Tensioner  
 Applications: 6200, 6300, 6400, 6500, 6200L, 6300L, 6400L, 6500L, 7500

Order No: WN-AL112300



**Description** **Retail**

Belt Tensioner  
 Applications: 6110, 6210, 6310, 6410, 6110L, 6210L, 6310L, 6410L, 6510L, 6310S, 6410S, 6510S, 6405, 6605, 7505

Order No: WN-AL156090



**Description** **Retail**

Belt Tensioner  
 Applications: 6200, 6300, 6400, 6500, 6120, 6220, 6320, 6420, 6120L, 6220L, 6320L, 6420L, 6520L, 6215, 6415, 6615, 6715, 7430, 7330, 7530, 6230, 6330, 6430, 7130, 7230, 6140J, 6155J, 7220, 7320, 7420, 7520, 4630

Order No: WN-R47126



**Description** **Retail**

Water Pump Pulley  
 Applications: 4320, 4520, 4620, 7020  
 Features: For Units With Air Conditioning

Order No: WN-R47847

**Description** **Retail**

Water Pump Pulley  
 Applications: 4320  
 Features: 2 Groove, 6.675" O.D., 4 Fan Mounting Holes of 0.375"

Order No: WN-R52011



**Description** **Retail**

Water Pump Pulley  
 Applications: 4030  
 Features: Single Groove

Order No: WN-R52592

**Description** **Retail**

Pump, Pulley, Water  
 Applications: 4240, 4240S, 4430, 4440, 4630, 7020, 5200, 5400, 5440, 690B, 693B  
 Features: Double Groove, ID 1.506", OD 8.325" 7020 Eng. S/N 335846- W/ AC, 5200 Eng. S/N 335846-, 5400 Eng. S/N 335846-

Order No: WN-R61436



**Description** **Retail**

Water Pump Pulley  
 Applications: 4640, 4840, 9940, 5720, 5730  
 Features: Used With RE20022

Order No: WN-R90332



**Description** **Retail**

Fan Pulley  
 Applications: 4055, 4255, 4455, 4555, 4560, 4650, 4755, 4760, 4850, 4955  
 Features: Double Groove, W/6076 Engine

Order No: WN-RE170084



**Description** **Retail**

Belt Tensioner  
 Applications: 9300T, 9400T, 7710, 7810, 8120, 8220, 8320, 8420, 8520, 8120T, 8220T, 8320T, 8420T, 8520T, 9220, 9320, 9420, 9520, 9620, 7720, 7820, 7920, 9320T, 9420T, 9520T, 9620T, 7200, 7400, 7210, 7410, 7510, 7610, 744H, 450CLC, 744J, 824J, 9970  
 Features: Accessory Drive

Order No: WN-RE193648



**Description** **Retail**

Belt Tensioner Fan Drive  
 Applications: 8120, 8220, 8320, 8420, 8520, 8120T, 8220T, 8320T, 8420T, 8520T, 4920  
 Features: Idler Pulley

Order No: WN-RE243154



**Description** **Retail**

Fan Belt Tensioner  
 Applications: 9360R, 9330, 9430, 9530, 9630, 9430T, 9530T, 9630T, 9370R, S660, S670

Order No: WN-RE249801



**Description** **Retail**

Belt Tensioner  
 Applications: 9200, 9300T, 9400T, 9220, 9320, 9420, 9520, 9620, 9320T, 9420T, 9520T, 9620T, 9860STS, 9870STS, 6650, 6750, 6850, 6950, 7350, 7450, 7550, 7750, 7380, 7480, 7580, 7780, 7760

Order No: WN-RE537940



**Description** **Retail**

Idler Pulley  
 Applications: 317, 320, 325, 328, 332, CT322, CT332, CT315, 313, 315, 4120, 4320, 4520, 4720, 5065M, 6075M, 5225, 5325

Order No: WN-RE548027




**Description** **Retail**

Fan Belt Tensioner Pulley  
 Applications: 200CLC, 230CLC, 120C, 270CLC, 160CLC, 444J, 544J, 344J, 310G, 310SG, 315SG, 750J, 350DLC, 710J, 755D, 624J, 315SJ, 700J, 750J, 444K, 524K, 544K, 624K, 644K, 310J, 310SJ, 410J, 325J, 315SJ, 450J, 550J, 650J, 755K, 850K, 250GLC, 290GLC, 350GLC, 850J, 550K, 650K, 700K, 750K, 210G, 5410, 5510, 5510N, 5320N, 5420N, 5520N, 7500, 7405, 5415, 5415H, 5615, 5715, 5715HC, 5415, 5425N, 5725N, 6100D, 6110D, 6115D, 6125D, 6130D, 6140D, 5605, 5705, 6403, 6603, 5420, 5520, 5425, 5625, 5725, 5076E, 5076EL, 5076EF, 5082E, 5090E, 5090EL, 5090EH, 6110D, 6115D, 6130D


**Tractor: Cooling System**

**Water Pump & Manifolds: Pulleys**


Order No: WN-RE57498

Description	Retail
 Tensioner, Belt Applications: 8100, 8100T, 8110, 8110T, 8200, 8200T, 8210, 8210T, 8300, 8300T, 8310, 8310T, 8400, 8400T, 8410, 8410T, 644G, 750C, 850C, 6610, 6650, 7200	\$63.00

Order No: WN-RE68715

Description	Retail
 Belt Tensioner Applications: 7600, 7700, 7800, 9100, 7710, 7810, 490E, 790ELC, 690ELC, 710D, 330LC, 330LCR, 9976, 9970, 9986, 4700, 4710, 9510, 9510SH, 9610, 9550, 9550SH, 9650, 9650CTS, 9660, 9660CTS	\$65.00

Order No: WN-T23628


Description	Retail
 Water Pump Pulley Applications: 1020, 1520, 2020, 2030, 2040, 2510, 2520, 2640, 6600, 820, 830	\$86.68

Order No: WN-T26850


Description	Retail
Water Pump Pulley Applications: 2630, 2640 Features: Press On	\$49.24

**Water Pump & Manifolds: Related Parts**

Order No: WN-JD8643


Description	Retail
 Water Pump Shaft Bearing Applications: 1065, 1068H, 1072, 1075, 1075H4, 4425, 9400, 975, 975HY4, 985, 9910, 9920, 9930, 484, 7440, 7445, 300D, 310C, 310D, 315C, 315D, 340D, 344E, 444, 444E, 450G, 455G, 490E, 540A, 544, 544A, 544B, 550, 550A, 550B, 550G, 555, 555B, 555G, 640, 650G, 670, 670A, 670B, 672A, 672B, 690D, 690ELC Features: 1" Shaft, 1.875" OD, 2.750" Width, 7.130" Length Additional Models: 693D, 790E, 790ELC, 440C, 440D, 448D, 540, 540B, 540D, 548D, 2940, 6200, 6200L, 6300, 6300L, 6400, 6400L, 6500, 6500L, 7200, 7400, 7500, 7600	\$44.86

Order No: WN-JD9257

Description	Retail
 Pump, Water, Shaft Applications: 1020, 1520, 2020, 2030, 2440, 2510, 2520, 2630, 2640, 3020, 3300, 4020, 4040, 4230, 4320, 4400, 4420, 6600 Features: Shaft Bearing Length of 5.75" 3020 S/N -122999, 4020 S/N -200999	\$15.11

**Water Pump & Manifolds: Repair Kits**

Order No: WN-AR101549

Description	Retail
 Pump, Water, Seal Kit Applications: 3300, 4400, 9400, 9930, 9940, 7445, 7450, 24, 440, 440A, 440B, 448D, 540, 540B, 540E, 540G, 548D, 548E, 548G, 640G, 648E, 648G, 740E, 748E, 1020, 1520, 1530, 2020, 2030, 2510, 2520, 2630, 2640, 3010, 3020, 4020, 4030, 4040, 4230, 4240, 4320, 4350, 4430, 4440, 4455, 4520, 4620, 4630, 4640 Features: For OEM Pumps Only. Additional Models: 4840, 5103, 5105, 5203, 5205, 5210, 5303, 5310, 5310N, 5320, 5320N, 5403, 5410, 5420N, 5510, 5510N, 5520, 5520N, 7020, 8430, 8440, 8640	\$9.35

Order No: WN-MX9212


Description	Retail
Water Pump Repair Kit Applications: 3010, 3020, 4010, 4020	\$40.58

Features: W/O Impeller, For Pumps Marked R27547, R34977, R34982, R26337

Order No: WN-MX9355

Description	Retail
Water Pump Repair Kit Applications: 4000, 4010, 4020 Features: W/O Impeller, For Pumps Marked R44122, R41318, R41315 4000 S/N 201000-	\$36.63


Order No: WN-RE62658

Description	Retail
 Water Pump Repair Kit Applications: 3300, 1020, 1520, 1530, 2020, 2030, 2040, 2140, 2240, 2440, 301A, 3210, 3300, 3400, 5105, 5200, 5205, 5210, 5220, 5300, 5300N, 5310, 5310N, 5320, 5320N, 5400, 5400N, 5410, 5410N, 820, 830, 400, 401, 440, 440A, 480, 4400, 8875 Features: Use With RE19944 Water Pump 2040 S/N -349999, 2240 S/N -349999	\$40.97

Order No: WN-RE69847


Description	Retail
Pump, Water, Kit Applications: 4050, 4250, 4450, 4055, 4255, 4455, 4560, 4760, 4960, 4650, 4850, 4555, 4755, 4955, 8450, 8650, 8560 Features: For Gear Drive Water Pump	\$198.00

Order No: WN-RP136

Description	Retail
 Water Pump Repair Kit Applications: 4320, 4430, 4520, 4620, 4630, 7020, 8430, 5200 Features: Gaskets, Bearing, Seal for Pumps Marked R46561, R50408, R58713 4520 S/N 303519-, 5200 Forage Harvester	\$41.25

**Water Pump & Manifolds: Water Manifolds**

Order No: WN-T20277

Description	Retail
 Manifold, Water, Hose Applications: 1020, 1030, 1120, 1130, 1350, 1520, 1550, 1630, 1750, 1830, 1850, 1950, 1950N, 2020, 2030, 2040, 2120, 2155, 2240, 2355N, 2510, 301A, 302, 302A Features: A=0.500" 301, 302, 302A, 400, 401, 401B, 401C, 401D	\$8.25

**Water Pump & Manifolds: Water Pumps**

Order No: WN-AA6327R

Description	Retail
Water Pump Applications: A, AO, AR, 60, 620, 630 Features: 3/8" Wide Pulley A S/N 700200-, AO S/N 281400-, AR S/N 281400-, 60 S/N 6030000-	\$136.90


Order No: WN-AB4262R

Description	Retail
Water Pump Applications: B, 50 Features: Pulley Width 1/2" B S/N B306600-, 50 S/N -5016057	\$128.56

Order No: WN-AB4951R

Description	Retail
 Water Pump Applications: 50, 520, 530 Features: Pulley Width 3/8" 50 S/N 5016058-	\$140.28

Order No: WN-AF2368R

Description	Retail
 Water Pump Applications: 70, 720, 730 Features: 3/8" Pulley & By-Pass Hole, Gas S/N 7031300-	\$150.00

Order No: WN-AM3060T

John Deere®

**Tractor: Cooling System**

**Water Pump & Manifolds: Water Pumps**


Order No: WN-AM3060T

Description	Retail
-------------	--------

Water Pump Applications: 320, 330, 40, 420, 430, 440 Features: Casting# R3038T, No Backing Plate	\$233.76
--	----------


Order No: WN-AR45330

Description	Retail
-------------	--------

 Water Pump Applications: 3010, 3020, 4000, 4010, 4020, 4230 Features: Gas, LP (3010, 3020, 4000 Marked R44116 or R44119, 4010, 4020, All Gas/LP/Less Air Cond), 4230 Gas Less Air Cond	\$95.00
---	---------

Order No: WN-AR45332

Description	Retail
-------------	--------

 Water Pump Applications: 3010, 3020, 4000, 4010, 4020 Features: 3010, 3020, 4000, 4010, 4020 All Diesel Eng/Less Air Cond	\$115.00
--	----------


Order No: WN-AR53547

Description	Retail
-------------	--------

Water Pump Applications: 5200, 5400, 6030, 7520 Features: Less Pulley, Casting #R48818	\$236.25
--	----------

Order No: WN-AR63343

Description	Retail
-------------	--------

 Water Pump Applications: 2630, 2640, 4-276 Features: For Models Without Turbo Charger 2630 used w/ Thermostat Housing Marked R59051or R54808, 4-276 S/N -366182 w/o Turbo Charger	\$175.00
--	----------


Order No: WN-AR65261

Description	Retail
-------------	--------

Water Pump Applications: 310A, 310B, 410, 410, 440, 440A, 440B Features: Casting #R55130 410 S/N 169346-, (440, 440A, 440B, All S/N 169405-)	\$174.65
--	----------


Order No: WN-AR65917

Description	Retail
-------------	--------

 Water Pump Assembly Applications: 550, 550A, 550B, 555, 555A, 555B	\$813.74
--	----------


Order No: WN-AR69709

Description	Retail
-------------	--------

 Water Pump Applications: 4030 Features: Cast # R52009 4030 with engine S/N 278123-	\$372.42
---	----------


Order No: WN-AR92641

Description	Retail
-------------	--------

 Water Pump Applications: 2940, 2950, 2955, 3155 Features: W/O Pulley	\$300.00
---	----------


Order No: WN-AR92641P

Description	Retail
-------------	--------

 Water Pump Applications: 2940, 2950, 3040, 3140 Features: W/ Pulley And Gaskets	\$474.86
--	----------


Order No: WN-AR97708

Description	Retail
-------------	--------

 Water Pump Applications: 1032, 1042, 1052, 1133, 1144, 1630, 2030, 2360, 4039, 4239D, 4239T, 6000, 6100, 6500, 6600, 952 Features: (1032, 1042, 1052, All S/N 788886), 952 S/N 498386	\$130.00
--	----------


Order No: WN-AR98549

Description	Retail
-------------	--------

 Water Pump Applications: 4040, 4230 Features: Diesel	\$165.00
---	----------

Order No: WN-AT11918

Description	Retail
-------------	--------

 Water Pump Applications: 2010, 1010 Features: Includes Single Groove Pulley, Fitting, Gasket 2010 Gas & Diesel, 1010 S/N 21901-	\$115.00
---	----------


Order No: WN-AT12862

Description	Retail
-------------	--------

Water Pump Applications: 1010 Features: Without Back Plate 1010 Gas	\$191.03
---	----------

Order No: WN-AT29618

Description	Retail
-------------	--------

 Water Pump Applications: 300, 300B, 301, 301A, 380, 400, 401, 440, 440A, 440B, 480, 1020, 1520, 2020 Features: With Press On Pulley 1020, 1520, 2020 (All Gas)	\$202.69
--	----------


Order No: WN-R29521

Description	Retail
-------------	--------

Water Pump Applications: 210C, 310A, 310B, 350, 350B, 350C, 400G, 401B, 401C, 401D, 410, 450, 450B, 450C, 450D, 455D, 480A, 480B, 480C, 482C, 440, 440A, 440B, 2030, 2510, 2520 Features: W/O Cooler Tubes	\$149.78
--	----------


Order No: WN-RE19944

Description	Retail
-------------	--------

 Water Pump Applications: 1020, 1520, 1530, 2020, 2030, 2440, 2040, 2240, 2280, 2420, 301A, 440, 820, 830 Features: (1020, 1520, 1530, 2020, 2030, 2440, All Diesel), (2040, 2240, All Diesel S/N -349999), (820, 830, All 3 Cyl Diesel Eng)	\$130.00
--	----------


Order No: WN-RE20022

Description	Retail
-------------	--------

 Water Pump Applications: 4240, 4350, 4440, 4455, 4620, 4640, 4840, 8440, 7020, 8430 Features: With Hub Without Pulley 4440 w/ Eng 6466, 4455 Europe w/ Eng 6466 & 6076, (4640, 4840, 8440, All if used w/ original pulley)	\$219.00
--	----------


Order No: WN-RE20023

Description	Retail
-------------	--------

 Water Pump Applications: 4430, 4630, 5200, 5400, 690B, 693B, 7020 Features: Pulley Not Included, Replaces casting R50408 5200 Forage Harvester, 5400 Forage Harvester, 7020 S/N 335846-	\$175.00
---	----------

Order No: WN-RE20024

Description	Retail
-------------	--------

 Water Pump Applications: 4320, 4520, 4620, 5200, 5400, 7020 Features: W/O Pulley 4520 Eng S/N 303579-, (5200, 5400, 7020, All Eng S/N -335845)	\$261.82
--	----------

Order No: WN-RE22725

Description	Retail
-------------	--------

Water Pump Applications: 4050 Features: 6-359 Engine, Casting # R78287, R90783 4050 (W/ 6-359 ENG)	\$1,022.67
--	------------

Order No: WN-RE25043


John Deere®



**Tractor: Cooling System**

**Water Pump & Manifolds: Water Pumps**

Order No: WN-RE25043

 Description	Retail
Water Pump Applications: 2030, 2510, 520, 210C, 2510, 301B, 310A, 310B, 350, 350B, 350C, 401C, 410, 480C, 350, 400G, 401B, 401D, 410, 440, 440A, 440B, 450, 450B, 450C, 450D, 455D, 480A, 480B, 480C, 482C Features: (2030, 2520, All Gas), 210C, (2510, 301B, 350B, 350C, 401C, 410, 480C, All Diesel)	\$150.00


Order No: WN-RE31471

Description	Retail
Water Pump Applications: 1750, 1850, 2155, Features: Cast Number R97081	\$463.11


Order No: WN-RE31600

 Description	Retail
Water Pump Applications: 2940, 2950, 2955, 3050, 3150, 3155, 3350, 3650, 300D, 310D, 315C, 315D Features: Includes Hub	\$225.00

Order No: WN-RE41157

 Description	Retail
Water Pump Applications: 6100, 6506, 6600, 6800, 6900, 6200, 6300, 6400, 6200L, 6300L, 6400L Features: (6100, 6506, 6600, 6800, 6900, All Euro), (6200, 6300, 6400, All North American & Euro), (6200L, 6300L, 6400L, All North American)	\$185.00


Order No: WN-RE505980

 Description	Retail
Water Pump Applications: 7230, 6230, 6330, 6430, 6140J, 6100D, 6110D, 6115D, 6125D, 6130D, 7505, 6403, 6603, 7220, 7320, 7420, 7520, 7210, 7410, 7510, 7610, 7710, 7810, 7720, 7820, 7920, 6110, 6210, 6310, 6410, 6110L, 6210L, 6310L, 6410L, 6510L, 6310S, 6410S, 6510S, 6405, 9550, 9550SH, 9560, 9560SH, 6605, 6120, 6220, 6320, 6420, 6120L, 6320L, 6420L, 6215, 6415, 6615, 6715, 7430, 7330, 6230, 6330, 6430, 6505, 7130	\$110.00


Order No: WN-RE505981

 Description	Retail
Water Pump Applications: 9400, 5083E, 5083EN, 5093E, 5093EN, 5101E, 5101EN, 5325N, 5415, 5415H, 5420, 5420N, I5625, 5705 Features: 9400 w/ 6068 Eng S/N 701276-Combine	\$110.00

Order No: WN-RE521502


 Description	Retail
Water Pump Applications: CTSII, 8110T, 8120T, 8210T, 8220T, 8310T, 8320T, 8410T, 8420T, 8520T, 9120, 9220, 9320, 9420, 9520, 9550, 9550SH, 9610, 9620, 9650, 9650CTS Features: 16 Tooth Gear	\$195.00

Order No: WN-RE530194


 Description	Retail
Water Pump Applications: 9660STS, 9760STS, 9670STS, 9770STS, S660, S670, 8225R, 8245R, 8270R, 8295R, 8320R, 9345R, 8295RT, 9320RT, 9345RT, 8235R, 8260R, 8285R, 8310R, 8335R, 8360R, 8310RT, 8335RT, 8360RT, 9230, 8130, 8230, 8330, 8430, 8530, 8230T, 8330T, 8430T, 7760, 850J, 724K, 744K, 850JR, 250, 300D Features: Additional Models: 350D, 670, 672, 703, 724, 744, 753, 759, 770, 772, 850, 870, 903, 909,	\$210.00

953, 1270, 1470, 1710, 4930, 7250


Order No: WN-RE53757

 Description	Retail
Water Pump Applications: 7200, 7400	\$130.00


Order No: WN-RE545573

 Description	Retail
Water Pump Applications: 5065M, 5075M, 5325N, 5225, 5325, 325, 328, 332, CT332, 326D, 328D, 332D, 333D, 329D, 324J, 4120, 4320, 4520, 4720, 313, 315, 318D, 320, 320D, CT315, CT322, 319D, 323D, 244J Features: With Gasket	\$175.00


Order No: WN-RE546918

 Description	Retail
Water Pump Applications: 6105R, 6115R, 6125R, 6105M, 6115M, 6125M, 6140M, 7630, 7730, 7830, 7930, 7430, 7330, 7530, 7130, 7230, 6230, 6330, 6430, 624J, 644J, 850J, 210G, 210GLC, 444K, 310K, 344K, 444K, 550K, 605K, 650K, 624K, 624KR, 644K, 764, 670G, 670GP, 672G, 672GP, 755D, 9550, 9550SH, 9560, 9560SH	\$130.00


Order No: WN-RE55985

 Description	Retail
Water Pump Applications: 4050, 4250, 4255, 4450, 4455, 4555, 4560, 4650, 4755, 4760, 4850, 4955, 4960, 640E, 644E, 644ER, 690C, 8450, 9500, 9500SH, 9600, 9950, 9960 Features: .617" Tooth Length, Includes Gasket.	\$230.00


Order No: WN-RE55986

 Description	Retail
Water Pump Applications: 9500, 9500SH, 9600, 8560 Features: .546" Tooth Length 9600 All Eng S/N -499999 Wide Gear Train TH001, HH001, HH004 Combine, 8560 Wide Gear Train Tractor	\$210.00


Order No: WN-RE60489

 Description	Retail
Water Pump Applications: 5400, 5310, 5300, 5220, 5210, 5205, 5200, 5105, 5500, 2855, 2755, 2750, 2555, 2550, 2355, 2350, 2255, 2240, 2155, 2150, 2140, 2040, 1840, 1640, 1140 Features: 2040 S/N 350000-, 2150 S/N -704045, 2240 S/N 350000-, 2255 S/N -704045, 2750 S/N 594282-	\$189.00


Order No: WN-RE61715

 Description	Retail
Water Pump Applications: 5200, 5300, 5400, 5400N Features: 5200 (w/o Oil Cooler, Eng SN 202232-248699), 5200 (w/o Oil Cooler Engine SN 202232-248699), 5300 (w/ Oil Cooler Engine SN 202232-248699), 5300 (w/ Oil Cooler Engine SN 202232>), 5400 (w/ Oil Cooler Engine SN 202232-248699), 5400 (w/ Oil Cooler Engine SN 202232>), 5400N (Engine SN 202232 - 248699), 5400N (Engine SN 202232>)	\$225.00

Order No: WN-RE67037

 Description	Retail
Water Pump Applications: 5210, 5105, 5205, 5203, 5303 Features: marked R67188	\$195.00

Order No: WN-RE67185

 Description	Retail
Water Pump Applications: 5210, 5220, 5300, 5310, 5320, 5400, 5103, 5203, 5303, 5403, 5105, 5205	\$225.00

John Deere®

**Tractor: Cooling System**

**Water Pump & Manifolds: Water Pumps**

Order No: WN-RE67185

Features: marked R73601

Order No: WN-RE68230



Description	Retail
Water Pump Applications: 7700, 7800, 8100, 8200, 8300, 8560, 8570, CTS, 9500, 9600, 6610, 9960, 9965, 9970, 770, 770B, 770BH, 772BH, 772 Features: 8100 S/N -557384 6076 early TSN, 8200 S/N -557384 6076 early TSN, 8300 S/N -557384 6076 early TSN, 8560 Eng S/N 500000-, 8570	\$180.00

Order No: WN-RE70250

Description	Retail
Water Pump Applications: 644B, 646, 646B	\$616.00

**Tractor: Drive Axles / Differentials / Front & Rear End**

**Axle: Axle Shafts**

Order No: WN-AL32883

Description	Retail
Axle Shaft, MFWD Applications: 1040, 1140, 1550, 1640, 1750, 1840, 1850, 2040, 2040S, 2140, 2150, 2240, 940 Features: Short, ZF Axle, 21 teeth, 9.39" Long 1550 S/N -621999, 1640 Spain S/N -449999, 1750 S/N 621999, 1850 S/N -621999, 2040 Spain S/N -111941, 2040 S/N -449999, 2040 Utility S/N 350000-, 2040S Spain S/N -111941, 2040S S/N -449999, 2240 S/N 350000-	\$160.01

Order No: WN-AL32884

Description	Retail
Axle Shaft, MFWD Applications: 940, 1040, 1140, 1550, 1750, 1840, 1850, 2040, 2040S, 2140, 2150, 2240 Features: Right Hand, ZF Axle, 35.5" Center Of U-Joint To End, 21 Teeth 1550 S/N -621999, 1750 S/N -621999, 1850 S/N -621999, 2040 S/N -449999, 2040 Utility S/N 350000-, 2040S S/N -449999, 2240 S/N 350000-	\$317.03

Order No: WN-L114558



Description	Retail
MFWD Axle Inner Bushing Applications: 210C, 300D, 310D, 315D, 310E, 310G, 310SE, 310SG, 315SE, 315SG, 3200, 3215, 3220, 3400, 3415, 3420, 410D, 410E, 410G, 482C, 485E, 486E, 488E, 510D, 710G, 710J, SE6010, SE6020, SE6100, SE6110, SE6120, SE6200, SE6210, SE6220, SE6300, SE6310, SE6320, SE6400, SE6410, SE6420, SE6510 Features: W/O High Crop, ZF 052869- (210C, 300D, 310D, 315D All S/N 796034-), 410D S/N 796855-, 482C S/N 796034-, 510D S/N 796855- Additional Tractor Models: SE6520, SE6610, 6010, 6020, 6100, 6110, 6110L, 6120, 6120L, 6200, 6200L, 6205, 6210, 6210L, 6215, 6220, 6220L, 6300, 6300L, 6310, 6310L, 6310S, 6320, 6320L, 6400, 6400L, 6403, 6405, 6410, 6410L, 6410S, 6415, 6420, 6420L, 6500, 6500L, 6505, 6506, 6510, 6510L, 6510S, 6515, 6520, 6520L, 6600, 6603, 6605, 6610, 6615, 6620, 6715, 6800, 6810, 6820, 6900, 6910, 6910S, 6920, 6920S, 7210, 7220, 7320, 7410, 7420, 7425, 7500, 7505, 7510, 7515, 7520, 7525	\$19.95

Order No: WN-R131740



Description	Retail
Pinion Shaft, Final Drive Applications: 8100, 8200, 8300, 8400 Features: 900-1100 1150 Axles	\$153.47

**Axle: Complete FWA Axles**

Order No: WN-RE258981-116

**Description Retail**

Axle, Complete, Assembly Applications: 5045D, 5045E, 5055D, 5055E, 5065E, 5075E, 5083E, 5085E, 5093E, 5103, 5203, 5225, 5303, 5325, 5403, 5415, 5425, 5503, 5515, 5525, 5603, 5605, 5625, 5705, 5715 Features: MFWD, Dana Axle Type 725/116, Ratio 1:16	\$7,084.00
---	------------

Order No: WN-RE258981-118

**Description Retail**

Axle, Complete, Assembly Applications: 5045D, 5045E, 5055D, 5055E, 5065E, 5075E, 5083E, 5085E, 5093E, 5103, 5203, 5225, 5303, 5325, 5403, 5415, 5425, 5503, 5515, 5525, 5603, 5605, 5625, 5705, 5715 Features: MFWD, Dana Axle Type 725/118, Ratio 1:16	\$7,084.00
---	------------

Order No: WN-RE258981-123

**Description Retail**

Axle, Complete, Assembly Applications: 5045D, 5045E, 5055D, 5055E, 5065E, 5075E, 5083E, 5085E, 5093E, 5103, 5203, 5225, 5303, 5325, 5403, 5415, 5425, 5503, 5515, 5525, 5603, 5605, 5625, 5705, 5715 Features: MFWD, Dana Axle Type 725/123, Ratio 1:16	\$7,084.00
---	------------

**Axle: Driveshafts & Related**

Order No: WN-DT53271



Description	Retail
Driveline, Shaft, Tractor Half Applications: 435, 446, 456, 457, 466, 467, 535, 546, 547, 556, 557, 566, 567 Features: 27" Male Shaft, 1-11/16" 20 Spline Shaft, 1-3/8" 6 Spline Yoke, CV 447 S/N -310000, 457 S/N -311000, 467 S/N -312600, 547 S/N -313850, 556, S/N -313850	\$759.56

Order No: WN-RE307561



Description	Retail
Universal Joint Applications: 9100, 9200, 9300, 9400, 9300T, 9400T, 9120, 9220, 9320, 9420, 9520, 9620, 9320T, 9420T, 9520T, 9620T, 7200R, 7215R, 7230R, 9230, 9330, 9430, 9530, 9630, 9430T, 9530T, 9630T, 7210R, 7230R, 8245R, 8270R, 8295R, 8320R, 8345R, 8370R, 8335R, 8400R	\$95.00

**Axle: Housings**

Order No: WN-L41926



Description	Retail
MFWD, Hub, Carrier Applications: 2140, 2750, 2950, 2955, 3040, 3050, 3055, 3140, 3155, 3255, 3350, 3650 Features: Right Hand	\$595.00

Order No: WN-L41927



Description	Retail
MFWD, Hub, Carrier Applications: 2140, 2750, 2950, 2955, 3040, 3050, 3055, 3140, 3155, 3255, 3350, 3650 Features: Left Hand	\$595.00

Order No: WN-L61201



Description	Retail
MFWD, Knuckle Housing Applications: 1640, 2040, 2040S, 2350, 2550, 2355, 2555 Features: LH, For APL325 Axles	\$725.00

Order No: WN-L61202




Description	Retail
MFWD, Knuckle Housing Applications: 1640, 2040, 2040S, 2350, 2550, 2355, 2555 Features: RH, For APL325 Axles	\$725.00


**Tractor: Drive Axles / Differentials / Front & Rear End**

**Axle: Planetary Related Parts**


Order No: WN-JD10465

Description	Retail
 Pinion Gear Bearing Race Applications: 4050, 1055, 4250, 4255, 4450, 4455, 7200, 7210, 7400, 7410, 7510, 7600, 7610, 7630, 7700, 7710, 7715, 7720, 7730, 7800, 7810, 7815, 7820	\$11.95


Order No: WN-L100241

Description	Retail
 Gear, Planetary Applications: 310G, 310SG, 315SG, 410D, 410G, 510D, 6120L, 6220L, 6300, 6300L, 6320, 6400, 6400L, 6403, 6420, 6500, 6500L, 6603 Features: For ZF APL2035 Front Axle	\$149.00


Order No: WN-L101650

Description	Retail
 Shaft, Planetary Pinion Applications: 6505, 6506, 6600, 6605, 6615, 6715, 6800, 6810, 7210, 7405, 74100, 7500 Features: 24 & 16 Splines	\$95.00


Order No: WN-L110236

Description	Retail
 Sun Shaft Applications: 3200, 3215, 3220, 3400, 3415, 3420, 6100, 6110, 6100L, 6120, 6120L, 6200, 6200L, 6205, 6210, 6210L, 6215, 6220, 6220L, 6300L, 6400L, 6405, 6410L, 6415, 6420L, 6510L	\$95.00


Order No: WN-L110237

Description	Retail
 Gear, Planetary Applications: 6100, 6110, 6110L, 6120, 6120L, 6200, 6200L, 6205, 6210, 6210L, 6215, 6220, 6220L, 6300L, 6310L, 6320L, 6400L, 6410L, 6415, 6420L, 65110L, 3200, 3215, 3220, 3400, 3415, 3420 Features: For AF APL2025 Front Axles	\$95.00

Order No: WN-L110240

Description	Retail
 Shaft, Planetary Pinion Applications: 6110L, 6200, 6210L, 6300, 6300L, 6310, 6310L, 6310S, 6400, 6400L, 6403, 6405, 6410, 6410L, 6500 Features: MFWD, 22 & 16 Splines 6300 S/N 124985-, 6400 S/N 124985-, 6500 S/N 124985-	\$145.00

Order No: WN-L114784

Description	Retail
 Planetary Gear Applications: 6505, 6505, 6615, 6715, 6800, 7220, 7320, 6810, 6820, 7210, 7410 Features: For ZF APL2045 Front Axle 6505, 6505, 6615, 6715, 6800, 7220, 7320 All Marked 4475-306-183, 6605 Axle S/N 032314- Marked 4475-306-183	\$185.00

Order No: WN-L35588

Description	Retail
 Planetary Gear Applications: 1040, 1140, 1550, 1640, 1640, 1750, 2040, 2150, 2240 Features: 26 Teeth 1040 Euro Edition, FWD, 1140 Euro Edition, FWD, 1550 Euro S/N -621999, 1640 Euro Edition S/N -429999, 1640 S/N -449999, 2040 S/N -449999, 2150 (FWD), 2240 S/N 350000-	\$45.00


Order No: WN-L39994

Description	Retail
 Gear, Planetary Applications: 2140 Spain s/n 111942-133492, 2140 s/n 430000-, 2750, 2950, 2955 s/n -765516, 3050, 3055, 3140 s/n 111942, 2140, 2155 s/n 73822	\$140.00


-73822

Features: 2140 Spain S/N 111942-133492, 2140 S/N 430000-, 2955 S/N -765516, 3140 S/N 111942-, 3155 S/N -73822


Order No: WN-L40028

Description	Retail
 MFWD Planetary Pinion Gear Applications: 1640, 2040, 2040S, 2250, 2450, 2650, 2155, 2350, 2355, 2355N, 2550, 2555, 2755, 2855, 2855N Features: use on ZF Axle APL 325	\$125.00

Order No: WN-L40029

Description	Retail
 Shaft, Planetary Pinion Applications: 1550, 1750, 1850, 1850N, 1950, 1950N, 2450, 2650, 2650N All w/ APL325N 4WD Front Axle, 2155, 2350, 2355, 2355N All w/ 4WD Front Axle Features: Planetary Type, Front Wheel Drive	\$95.00


Order No: WN-L41123

Description	Retail
 Shaft, Planetary Pinion Applications: 2140, 2750, 2950, 2955, 3040, 3050, 3055, 3140 Features: For APL345 & APL350 Front Axles 2140 S/N 430000-, 2955 S/N -765516, 3040 S/N 430000-	\$75.00

Order No: WN-L60106

Description	Retail
 Shaft, Planetary Pinion Applications: 2140, 2141, 2251, 2351, 2541, 2651, 2750, 2755, 2850, 2941, 2951 Features: 14 & 21 Teeth 2140 Spain S/N 133493-, 2140 S/N 430000-, 2850 European Spain	\$76.00


Order No: WN-L60111

Description	Retail
 Gear, Planetary Applications: 210C, 300D, 310C, 310D, 315C, 315D, 2750, 2755 Features: For Front Wheel Drive, APL 735	\$195.00


Order No: WN-L79727

Description	Retail
 Shaft, Planetary Pinion Applications: 6300, 6400 Features: 6400 APL2035 S/N -124984	\$95.00


Order No: WN-R100249

Description	Retail
 Pinion Gear MFWD Planetary Applications: 4050, 4055, 4250, 4255, 4450, 4455, 7200, 7210, 7400, 7410, 7510, 7610, 7600, 7700, 7710, 7800, 7810 Features: (4055, 4255, 4455, 7600, 7700, 7710, 7800, 7810, All North American Edition); ID Major: 3.492"; ID Minor: 3.008"; Teeth: 24	\$120.00

Order No: WN-R104755

Description	Retail
 MFWD, Hub, Planet Carrier Applications: 7210, 7410, 7510, 7710, 7810, 8100, 8110, 8200, 8210, 8300, 8310, 8400, 8410 Features: 3 Pinion	\$984.00

Order No: WN-R112834

Description	Retail
 Shaft, Sun Applications: 4555, 4560, 4640, 4650, 4755, 4760, 8440, 8450, 8630 Features: 14 Teeth, 22 Splines, 11.090" Long 8440 Rear Axle Only, 8450 Rear Axle Only, 8630 Rear Axle Only	\$165.00

Order No: WN-R112836


John Deere®




**Tractor: Drive Axles / Differentials / Front & Rear End**

**Axle: Planetary Related Parts**


Order No: WN-R112836

Description	Retail
 Pinion Shaft Applications: 4840, 4850, 4955, 4960, 8640, 8650 Features: 12 1/4" Long, 14 Teeth, 22 Splines, 3 1/2" Spline Length 8640 Front/Rear Axles, 8650 Front/Rear Axles	\$155.00


Order No: WN-R120848

Description	Retail
 Gear, Planetary Applications: 4840, 4850, 4955, 4960, 8560, 8570, 8640, 8650, 8760, 8770, 8870 Features: 31 Teeth, Used w/R112936 & R74072 Shafts, 4WD Front or Rear All Front and Rear	\$130.00


Order No: WN-R121282

Description	Retail
 Gear, Planet Pinion Applications: 6140J, 6155J, 7330 Premium, 7420, 7520, 7710, 7720, 7810, 7820, 7920, 8100, 8200, 8300, 8400, 6165J, 7185J, 7205J, 7225J, 7210, 7410, 7510, 7610, 7710, 7810, 8110, 8120, 8210, 8220, 8310, 8320, 8410, 8420, 8520, 8225R, 8245R, 8270R, 8235R, 8260R, 8285R, 7200R, 7215R, 7230R, 7260R Features: 7710 s/n 090000-, 7810 s/n 090000-, (7210, 7410, 7510, 7610, 7710, 7810, All s/n -089999), 7280R, 7630, 7730, 7830, 7930, 8130, 8230, 8330	\$184.00


Order No: WN-R124091

Description	Retail
 Shaft, Sun Applications: 4055, 4255, 4455, 7600, 7700, 7800, 7710, 7810, 7610, 7710, 7810, 4050, 4250, 4450 Features: (4055, 4255, 4455, 7600, 7700, 7800, 7710 S/N 090000-, 7810 S/N 090000-, All North American), (7610, 7710, 7810, All S/N -089999)	\$195.00


Order No: WN-R130071

Description	Retail
 MFWD Hub Ring Gear Applications: 7210, 7410, 7510, 7610, 7630, 7710, 7715, 7720, 7730, 7810, 7815, 7820	\$395.00


Order No: WN-R130078

Description	Retail
 Final Drive Pinion Shaft Applications: 7210, 7410, 7510, 7610, 7710, 7810, 7720, 7820, 7920, 8100, 8120, 8200, 8220, 8225R, 8235R, 8245R, 8270R, 8300, 8320, 8400, 8410, 8420, 8520 Features: 7610 (s/n 089999-earlier), 8100 (s/n 800001-later), 8200 (s/n 800001-later), 8400 (s/n 800001-later)	\$160.00


Order No: WN-R157059

Description	Retail
 Gear, Planetary Applications: 8110, 8120, 8130, 8210, 8220, 8225R, 8230, 8235R, 8260R, 8285R, 8310, 8320, 8330, 8410, 8420, 8520, 9100, 9120, 9200, 9220, 9300, 9400	\$295.00


Order No: WN-R169917

Description	Retail
 Gear, Planet Pinion Applications: 7210, 7410, 7510, 7610, 7710, 7810, 7630, 7715, 7720, 7730, 7815, 7820 Features: (7210, 7410, 7510, 7610, 7710, 7810, All S/N 817828-)	\$98.00


Order No: WN-R198700

Description	Retail
 Gear, Planetary Applications: 8100T, 8120T, 8200T, 8220T, 8230T, 8295RT, 8300T, 8320T, 8330T, 8400T, 8420T, 9330, 9360R, 9410R, 9430, 9460R	\$375.00

Order No: WN-R199448

Description	Retail
 MFWD Pinion Shaft Applications: 7630, 7715, 7720, 7730, 7815, 7820, 7210, 7410, 7510, 7610, 7710, 7810, 7720, 7820, 7630, 7730	\$150.00


Order No: WN-R238229

Description	Retail
 Planetary Pinion Carrier Applications: 4050, 4055, 4250, 4255, 4450, 4455, 7200, 7210, 7400, 7410, 7510, 7600, 7610, 7630, 7700, 7710, 7720, 7730, 7800, 7810, 7820 Features: MFWD	\$507.93

Order No: WN-R328178

Description	Retail
 Shaft, Brake Pinion Applications: 8225R, 8235R, 8260R, 8285R, 9360R, 9410R, 9460R	\$275.00


Order No: WN-R61711

Description	Retail
 Sun Shaft Applications: 4520, 4620, 4630, 7020, 7520, 8430, 8630 Features: 14 Teeth 4630 S/N 12840-, (7020, 7520 Rear Axle Only), 8430 Model Year 1974-81 Rear Axle Only, 8630 Rear Axle S/N -7842	\$95.00


Order No: WN-R65635

Description	Retail
 Pinion Gear Applications: 8430, 8630 Features: 31 Teeth, 2.250" Wide, Used with R67199 Shaft 8430 Front Axle Only, 8630 S/N -7842 Front Axle Only	\$212.42


Order No: WN-R88213

Description	Retail
 Ring Gear Hub Applications: 4050, 4055, 4250, 4255, 4450, 4455, 7600, 7610, 7700, 7710, 7800, 7810 Features: Planetary, MFWD	\$238.78

Order No: WN-R92335


Description	Retail
 Gear, Planetary Applications: 4555, 4560, 4640, 4650, 4755, 4760, 744E, 744H, 8440, 8450, 8630, 8640, 8650 Features: 22 Teeth, Use with R112834 Shaft (8440, 8450 All Rear Axle Only), 8630 Rear Axle S/N 7843-	\$96.00

Order No: WN-R99499

Description	Retail
 Hub, Final Drive Pinion Applications: 7210, 7330P, 7410, 7420, 7510, 7520, 7610, 7710, 7720, 7810, 7820, 7920, 8100, 8110, 8200, 8210, 8300, 8310, 8400, 8410 Features: MFWD, Hi-Crop	\$467.00

**Axle: Related Parts**

Order No: WN-AL171754

Description	Retail
 MFWD, Suspension, Rod Applications: 6110, 6210, 6310, 6410, 6120, 6220, 6320, 6420, 7220, 7320, 7420, 7520, 7610, 7710, 7810, Features: On Tractors W/ TLS	\$120.00

Order No: WN-AL61448

John Deere®

**Tractor: Drive Axles / Differentials / Front & Rear End**

**Axle: Related Parts**

Order No: WN-AL61448

Description	Retail
 Axle, Seal, Outer Applications: 2950 Features: 1.814" I.D., 2.568" O.D., .671" Wide	\$17.06


Order No: WN-AL68616

Description	Retail
MFWD, Hub, Seal Applications: 2140, 3040, 3050, 3140, 3350, 3640, 3650 Features: 2140 S/N 450000-, 3040 S/N 450000-, 3140 S/N 40000-	\$62.50

Order No: WN-AL71138

Description	Retail
Bearing, Axle, Front Applications: 1040, 1140, 1550, 1640, 1750, 1840, 1850, 2040, 2040S, 2140, 2150, 2750, 2950, 2955, 3040, 3050, 3055, 3140, 3150, 3155, 3255, 3350, 3640, 3640S, 3650, 940 Features: MFWD, For APL345 And APL350 Front Axles 1550 S/N -621999, 1750 S/N -621999, 1850 S/N -621999, 2955 S/N -767516	\$21.69


Order No: WN-AR94761

Description	Retail
 Bearing Cone Applications: 4230, 4430, 4050, 4250, 4450, 4055, 4255, 4455, 7600, 7700, 7800, 7200, 7400, 8110, 8210, 8310, 8410, 7710, 7810, 8120, 8220, 8320, 8420, 8520 Features: additional applications: 7720, 7820, 7920, 2750, 2950, 2955, 3155, 3055, 3255, 7330, 7420, 7520, 8225r, 8245r, 8270r, 8295R, 7200R, 7215R, 7630, 7730, 7830, 7930, 8130, 8230, 8330, 8430, 9400, 9500, 9600, 9410, 9510, 9610, 9450, 9550, 9650, 9650CTS, 9650STS, 9750STS, 9860STS, 9560, 9560SH, 9660, 9660CTS, 9660STS, 9760STS, 9570STS, 9870STS, S550STS, S660STS, S670STS, S680STS, S690STS	\$13.00


Order No: WN-D2455R

Description	Retail
Axle, Shaft, Washer Applications: D, G, R, 50, 60, 70, 80, 520, 530, 620, 630, 720, 730, 820, 830, CP 22 Features: Felt, 2 Used Per Tractor, Sold Individually 60 Standard S/N 6043000-, 530 w/97-3/4" or 104" Tread	\$35.00


Order No: WN-JD10250

Description	Retail
 MFWD Roller Bearing Applications: 2140, 2141, 2541, 2750, 2941, 2950, 2955, 3040, 3055, 3140, 3141, 3351 Features: Used on ZF Axle APL 325 3140 s/n -430000, 2955 s/n -765516 Inner Diameter: 0.11" Outer Diameter: 2.28" Width: 0.78"	\$43.49

Order No: WN-JD8930

Description	Retail
 Axle, Bearing Cone Applications: 8100, 8200, 8300, 8400, 8110, 8210, 8310, 8410, 8120, 8220, 8320, 8420, 8520, 8225R, 8245R, 8270R, 8295R, 8235R, 8260R, 8285R, 8295R, 7200R, 8215R, 8230R, 8260R, 8280R, 8130, 8230, 8330, 8430, 7210R, 7230R, 7250R, 7270R, 7290R, 8245R, 8270R, 8295R, 7310R	\$14.95

Order No: WN-L35606

Description	Retail
 MFWD Wheel Hub Pin Applications: 2040, 2150, 2240 Features: 2040 S/N 350000-, 2240 S/N 350000-	\$25.00


Order No: WN-L40036

Description	Retail
Hub, Pin Applications: 1640, 2040, 2040S, 2155, 2350, 2355, 2355N, 2550, 2555 Features: 2040S S/N 430000-	\$123.29

Order No: WN-L55594

Description	Retail
Seal, Oil Applications: 2955, 3050, 3350, 3650 Features: 4 Pack, Priced Each 3050 (W/ APL345 4WD AXLE), 3050 (W/ APL350 4WD AXLE), 3350 (W/ APL345 4WD AXLE), 3350 (W/ APL350 4WD AXLE), 3650 (W/ APL350 4WD AXLE)	\$2.68


Order No: WN-R105457

Description	Retail
 MFWD Axle Outboard Bushing Applications: 7200, 7210, 7400, 7410, 7510 Features: 900, 1100, 1150 Out Board Planetary Axles	\$7.50

Order No: WN-R124958

Description	Retail
MFWD, Axle, Thrust Washer Applications: 8100, 8100T, 8110, 8110T, 8200, 8200T, 8210, 8210T, 8300, 8300T, 8310, 8310T, 8400, 8400T, 8410, 8410T	\$15.00


Order No: WN-R135247

Description	Retail
 MFWD, Knuckle, Sleeve Applications: 4050, 4250, 4450, 4650, 4850, 4055, 4255, 4455, 4555, 4755, 4955, 7600, 7700, 7800, 4560, 4760, 4960, 8100, 8200, 8300, 8400 7610, 7710, 7810 Features: Outer Yoke Sleeve	\$8.00


Order No: WN-R157679

Description	Retail
 MFWD, Hub, Seal Applications: 8100, 8200, 8300, 8400, 7210, 7410, 7510, 7610, 7710, 7810, 8110, 8210, 8310, 8410, 8120, 8220, 8320, 8420, 8520, 7720, 7820, 7920, 7330 Premium, 6140J, 6155J, 7420, 7520, 8225R, 8245R, 8270R, 8295R, 8320R, 8345R, 8235R, 8260R, 8285R, 8310R, 8335R, 8360R, 7200R, 7215R, 7230R, 7260R Features: Seal, Steel Oil Slinger Additional Applications: 7280R, 7630, 7730, 7830, 7930, 8130, 8230, 8330, 8430, 8530	\$3.00

Order No: WN-RE154869

Description	Retail
 MFWD, Hub, Seal Applications: 4050, 4250, 4450, 4650, 4850, 4055, 4255, 4455, 4555, 4755, 4955, 7600, 7700, 7800, 4560, 4760, 4960, 7200, 7400, 8100, 8200, 8300, 8400, 7210, 7410, 7510, 7610, 7710, 7810, 8110, 8210, 8310, 8410, 7710, 7810, 8120, 8220, 8320, 8420, 8520, 7720, 7820, 7920, 7330 Premium, 6140J Features: MFWD, Pivot Yoke, Outer Hub Seal Additional Applications: 6155J, 7420, 7520, 8225R, 8245R, 8270R, 8295R, 8235R, 8260R, 8285R, 7200R, 7215R, 7230R, 7260R, 7280R, 7630, 7730, 7830, 7930, 7130, 8230, 8330, 8430	\$35.00

Order No: WN-RE185799

Description	Retail
 MFWD, Hub Seal Applications: 8100, 8200, 8300, 8400, 7210, 7410, 7510, 7610, 7710, 7810, 7720, 7820, 7920, 7330 Premium, 6140J, 6155J, 7420, 7520, 8225R, 8245R, 8270R, 8295R, 8320R, 8345R, 8235R, 8260R, 8285R, 8310R, 8335R, 8360R, 7200R, 7215R, 7230R, 7260R, 7280R, 7630, 7730, 7830, 7930, 8130, 8230, 8330	\$30.00

John Deere®


**Tractor: Drive Axles / Differentials / Front & Rear End**

**Axle: Related Parts**


**Order No: WN-RE185799**

Features: Seal, Inner Axle, Outer Seal Additional Applications: 8430, 8530,


**Order No: WN-RE208256**

 Description	Retail
MFWD, Hub, Seal Applications: 4050, 4250, 4450, 4650, 4850, 4055, 4255, 4455, 4555, 4755, 4955, 7600, 7700, 7800, 4560, 4760, 4960, 8100, 8200, 8300, 8400, 7610, 7710, 7810 Features: Seal, MFWD Outer Drive Shaft Yoke	\$35.00


**Order No: WN-RE238667**

 Description	Retail
MFWD, Hub, Seal Applications: 7600, 7700, 7800, 7200, 7400, 8100, 8200, 8300, 8400, 7210, 7410, 7510, 7610, 7710, 7810, 8110, 8210, 8310, 8410, 8120, 8220, 8320, 8420, 8520, 7720, 7820, 7920, 7330 Premium, 6140J, 6155J, 7420, 7520, 8225R, 8245R, 8270R, 8295R, 8235R, 8260R, 8285R, 7200R, 7215R, 7230R, 7260R Features: MFWD Housing Upper Pivot Seal Additional Applications: 7280R, 7630, 7730, 7830, 7930, 8130, 8230, 8330, 8430,	\$14.00


**Order No: WN-RE65591**

 Description	Retail
MFWD, Hub, Seal Applications: 8100, 8200, 8300, 8400, 7210, 7410, 7510, 7610, 7710, 7810, 8110, 8210, 8310, 8410, 8120, 8220, 8320, 8420, 8520, 7720, 7820, 7920, 7330 Premium, 6140J, 6155J, 7420, 7520, 8225R, 8245R, 8270R, 8295R, 8235R, 8260R, 8285R, 7200R, 7215R, 7230R, 7260R, 7280R, 7630, 7830, 7930, 8130 Features: Seal, MFWD Outer Drive Shaft Yoke Additional Applications: 8230, 8330, 8430	\$15.00


**Order No: WN-RE65592**

 Description	Retail
MFWD, Hub, Seal Applications: 8100, 8200, 8300, 8400, 7210, 7410, 7510, 7610, 7710, 7810, 8110, 8210, 8310, 8410, 8120, 8220, 8320, 8420, 8520, 7720, 7820, 7920, 7330 Premium, 6140J, 6155J, 8225R, 8245R, 8270R, 8295R, 8320R, 8345R, 8235R, 8260R, 8285R, 8310R, 8335R, 8360R, 8295R, 8320R, 7200R, 7215R, 8230R Features: Seal, MFWD Outer Drive shaft yoke Additional Applications: 8260R, 7280R, 7630, 7730, 7830, 7930, 8130, 8230, 8330, 8430, 8530,	\$9.00


**Order No: WN-RE65621**

 Description	Retail
Cross & Bearing Kit, Front Axle Applications: 405, 4055, 4250, 4255, 4450, 4455, 4555, 4560, 4755, 4760, 4955, 4960, 7600, 7700, 7800, 8100, 8110, 8120, 8130, 8200, 8210, 8220, 8225R Features: MFWD, Spider	\$45.00

**Order No: WN-RE70230**


 Description	Retail
MFWD, Knuckle, Seal Applications: 4050, 4250, 4450, 4650, 4850, 4055, 4255, 4455, 4555, 4755, 4955, 7600, 7700, 7800, 4560, 4760, 4960, 8100, 8200, 8300, 8400, 7610, 7710, 7810 Features: Outer Yoke Seal	\$9.00

**Order No: WN-RE71181**


 Description	Retail
MFWD, Hub, Seal Applications: 8100, 8200, 8300, 8400, 8110, 8210, 8310, 8410, 8120, 8220, 8320, 8420, 8520, 8225R, 8245R, 8270R, 8295R, 8235R, 8260R, 8285R, 8295R, 7200R, 7215R, 7230R, 7260R, 7280R, 8130, 8230, 8330, 8430 Features: Seal, Lower King Pin Pivot	\$11.00

**Axle: Ring Gears**


**Order No: WN-AL71025**

 Description	Retail
Ring Gear and Pinion, Front Applications: 1550, 1750, 1840, 1850, 1850N, 1950N, 1950F, 2040, 2040S, 2250, 2250F, 2450, 2450F, 2650, 2450F	\$950.00


**Order No: WN-L101724**

 Description	Retail
Ring Gear Applications: 3400, 3415, 3420, 3800, 6505, 6506, 6600, 6605, 6615, 6715, 6800, 6810, 6820, 7210, 7220, 7320, 7405, 7410, 7500 Features: Planetary Type For Front Wheel	\$395.00


**Order No: WN-L110235**

 Description	Retail
Gear, Ring Applications: 6200, 6200L, 6300L, 6400L, 6110, 6210, 6110L, 6210L, 6310L, 6410L, 6510L, 6405, 6120, 6220, 6120L, 6220L, 6320L, 6420L, 6215, 6415	\$395.00


**Order No: WN-L40010**

 Description	Retail
Gear, Ring Applications: 2141, 2541, 2750, 2941, 2950, 3055, 3155, 3255, 3351, 3640, 3641, 2140, 3040 Features: 90 Teeth 2141, 2541, 2750, 2941, 2950, 3055, 3155, 3255, 3351, 3640, 3641 All ZF MFD Axle, 2140, 3040 All w/ S/N 430000- ZF MFD Axle	\$420.00


**Order No: WN-L40043**

 Description	Retail
Gear, Ring Applications: 1550, 1640, 1750, 1850, 1850N, 1950, 1950N, 2040, 2040S, 2250, 2450, 2650, 2650N, 2755 Features: Planetary Type, For Front Wheel Drive 2755 4WD Front Axle, All Models with APL325 4WD Front Axle: 1550, 1640, 1750, 1850, 1850N, 1950, 1950N, 2040, 2040S, 2250, 2450, 2650, 2650N	\$395.00


**Order No: WN-L60105**

 Description	Retail
Planetary Ring Gear Applications: 2140, 2650, 2750, 2755, 2850, 2855N Features: 48 & 88 Teeth 2140 S/N 430000-	\$475.00

**Order No: WN-L79729**

 Description	Retail
Gear, Ring Applications: 6010, 6020, 6110, 6110L, 6120, 6120L, 3220, 6220L, 6300, 6300L, 6310, 6310L, 6320, 6400, 6400L, 6400SP, 6403, 6405, 6410, 6410L, 6410S, 6420 Features: Planetary Type, MFWD, 56 & 98 Splines	\$425.00

**Order No: WN-R156869**

 Description	Retail
Gear, Ring Applications: 8100, 8200, 8300, 8400, 8110, 8210, 8310, 8410 Features: (8100, 8200, 8300, 8400, All North American Edition)	\$330.00

**Order No: WN-R88212**


John Deere®



**Tractor: Drive Axles / Differentials / Front & Rear End**

**Axle: Ring Gears**

Order No: WN-R88212

Description	Retail
 Ring Gear Applications: 4050, 4055, 4255, 4455, 7600, 7700, 7800, 4250, 4450, 7610, 7710, 7810, 7820, 7920 Features: For MFWD Axles (4055, 4255, 4455, 7600, 7700, 7800, All North American), 4250, 4450, (7610, 7710, 7810, All S/N -089999)	\$250.00


**Differential: Assemblies**

Order No: WN-R51500ASSY


Description	Retail
Differential, Assembly Applications: 820, 830, 1530, 2030, 2040, 2055, 2150, 2155, 2240, 2350, 2355, 2550, 2555, 2755, 2855, 2955, 3055, 3155 Features: Rear, Complete, Without Thrust Washers, 7/16" Rivet Holes	\$1,093.00

**Differential: Discs & Plates**

Order No: WN-R34857


Description	Retail
 Differential, Plate, Separator Applications: 4000, 4020, 4040, 4050, 4230, 4240, 4250, 4320, 4430, 4440, 4450, 5010, 5020, 6030, 7600, 7610, 7700, 7710, 7720, 7800, 7810, 7820, 7920, 8450	\$28.00

Order No: WN-R34858

Description	Retail
 Differential, Plate, Separator Applications: 4000, 4020, 4040, 4050, 4055, 4240, 4250, 4255, 4320, 4430, 4440, 4450, 4455, 5010, 5020, 8440	\$29.00

**Differential: Related Parts**

Order No: WN-RE53823


Description	Retail
 Differential, Plate, Friction Applications: 4040, 4040S, 4050, 4230, 4240, 4240S, 4250, 4320, 4350, 4430, 4440, 4450, 4455, 5010, 5020, 6030, 7430, 7600, 7700, 7800, 8440, 8450 Features: 47 Teeth, 9" OD, 5.875 ID" 7430 Premium	\$29.93

Order No: WN-VPJ2550

Description	Retail
Differential, Pinion, Bearing Applications: 1550, 1640, 1750, 1850, 1950, 2040, 2140, 2155, 2250, 2350, 2355, 2450, 2550, 2555, 2650, 2750, 2755, 2850, 2950, 2955, 3040, 3050, 3055, 3140	\$43.49

**Differential: Ring Gear & Pinions**

Order No: WN-AL110347

Description	Retail
 Axle, Front, Bevel Gear Applications: 6110, 6110L, 6120, 6120L, 6200, 6200L, 6210, 6210L, 6220, 6520L, 6300, 6300L, 6310, 6310L, 6310S, 6320, 6320L, 6400, 6400L, 6410, 6410L, 6410S, 6420L, 6500, 6500L, 6510L, 6510S, 6520L, SE6010, SE6020, SE6100, SE6110, SE6210, SE6200, SE6210, SE6220, SE6300, SE6310, SE6320 Features: 19 & 35 Teeth, Ratio 13:13 SE6010 (Euro Edition), SE6020 (Euro Edition), SE6100 (Euro Edition), SE6110 (Euro Edition), SE6120 (Euro Edition), SE6200 (Euro Edition), SE6210 (Euro Edition), SE6220 (Euro Edition), SE6300 (Euro Edition), SE6310 (Euro Edition), SE6320 (Euro Edition), SE6400 (Euro Edition), SE6410 (Euro Edition), SE6420 (Euro Edition), 6010 (Euro Edition), 6020 (Euro Edition), 6100 (Euro Edition S/N 124985-), 6110 (Euro Edition), 6120 (Euro	\$975.00


Edition), 6200 (Euro Edition S/N 124985-), 6200 (S/N 124985-), 6205 (Euro Edition), 6210 (Euro Edition), 6215 (Euro Edition), 6220 (Euro Edition), 6300 (Euro Edition S/N 124985-), 6300 (S/N 124985-), 6310 (Euro Edition), 6320 (Euro Edition), 6400 (Euro Edition S/N 124985-), 6400 (S/N 124985-), 6410 (Euro Edition), 64205, 6420 (Euro Edition), 6420S (Euro Edition), 6500 (S/N 124985-)

Order No: WN-AR62693

Description	Retail
Ring Gear and Pinion Applications: 4630 Features: Quad, Synchro, Pinion, Gear 58 Teeth, Pinion 11 Teeth 4630 S/N 7000-	\$1,139.00

**Transfer Cases: Transfer Case Parts**


Order No: WN-R124935

Description	Retail
 Transfer Case, Shaft Applications: 5045D, 5200, 5210, 5300, 5310, 5310N, 5320N, 5400, 5400N, 5410, 5415, 5415H, 5415 Narrow, 5420N, 5500, 5510, 5520N, 5603, 5615, 5715, 5715HC Features: MFWD Drive	\$78.00


**Tractor: Electrical**

**Alternator: Assembly**


Order No: WN-0120489704

Description	Retail
 Alternator Applications: 830, 840, 930, 940, 1020, 1030, 1040, 1120, 1130, 1140, 1350, 1530, 1550, 1630, 1640, 1750, 1830, 1840, 1850, 1950, 2020, 2040, 2120, 2150, 2255, 2350, 2355, 2555, 2750, 2755, 2855N, 2950, 2955, 3030, 3040, 3050, 3120, 3130, 3140, 3150, 3340, 3350, 3640, 6200, 6300, 6400, 6500 Features: 12 Volt, Robert Bosch, 55 Amp	\$109.00


Order No: WN-100211029

Description	Retail
 Alternator Applications: 4040, 4050, 4240, 4250, 4350, 4440, 4450, 4640, 4650, 4840, 4850, 8430, 8440, 8630, 8640 Features: 12 Volt, 90 Amp, Nippondenso	\$150.00

Order No: WN-1002116050

Description	Retail
 Alternator Applications: 4055, 4255, 4455, 4555, 4560, 4755, 4760, 4960, 7210, 7410, 8560, 8570, 8760, 8770, 8870, 8960, 8970 Features: 12 Volt, Diesel, Nippondenso, 120 Amp	\$170.00


Order No: WN-1100583

Description	Retail
 Alternator Applications: 3020, 4020, 4320, 4620, 6030, 7020, 7520, 8430, 8630, 440C, 544E Features: 12 Volt, 72 Amp, CW, Delco	\$95.50

Order No: WN-99-7575

Description	Retail
Alternator Applications: 8450, 8650, 8850 Features: 12 Volt, 160 Amp, Delco, Replaces Niehoff N1114	\$412.50

Order No: WN-A12NJD454

Description	Retail
 Alternator Applications: 300, 301, 301A, 302, 302A380, 400, 401, 401C, 480, 1020, 1520, 1530, 2020, 2030, 2240, 2630, 2640 Features: 12 Volt, 35 Amp, Motorola, Less Pulley, No Regulator	\$95.00


Order No: WN-ABO0198

John Deere®


**Tractor: Electrical**

**Alternator: Assembly**

Order No: WN-ABO0198

Description	Retail
 Alternator Applications: 820, 830, 840, 920, 930, 940, 1020, 1030, 1040, 1120, 1130, 1140, 1350, 1530, 1550, 1630, 1640, 1750, 1830, 1840, 1850, 2030, 2130, 2135, 3120 Features: 12 Volt, 55 Amp, Bosch, Flat Pulley	\$108.00


Order No: WN-ABO0223

Description	Retail
 Alternator Applications: 1830, 2040, 3120 Features: Bosch, 12 Volt, 28 Amp 2040 w/external voltage regulator	\$123.00


Order No: WN-ABO0434

Description	Retail
 Alternator Applications: 8120, 8120T, 8220, 8220T, 8320, 8320T, 8420, 8420T, 8520, 8520T Features: 12 Volt, 150 Amp, Bosch	\$193.00


Order No: WN-ALTR-ABO0107

Description	Retail
 Alternator Applications: 940, 1040, 1140, 1550, 1640, 1750, 1850, 1850N, 1950, 2040, 2040S, 2140, 2250, 2355, 2450, 2555, 2650, 2650N, 2755, 2850, 2855N, 2955, 3040, 3050, 3055, 3140, 3150, 3155, 3255, 3350, 3640, 3650, 6100, 6200, 6300, 6400, 6500, 6506, 6600, 6605, 6800 Features: 12 Volt, 85 Amp, Bosch 6200 S/N -116316, 6300 S/N -116316, 6400 S/N -116316, 6500 S/N -116316	\$91.25


Order No: WN-AND0203

Description	Retail
 Alternator Applications: 5200, 5300, 5400, 5500, 5210, 5310, 5410, 5510, 5220, 5320 Features: Nippondenso, 12 Volt, 40 Amp	\$100.00


Order No: WN-AR84306

Description	Retail
 Alternator Applications: 340D, 440C, 440D, 444, 444C, 540B, 544B, 4020, 4030, 4040, 4050, 4230, 4240, 4250, 4320, 4430, 4440, 4450, 4620, 4630, 4640, 4840, 4850, 5400, Features: Delco Remy, 12 Volt, 61 Amp	\$88.50


Order No: WN-AXE17691

Description	Retail
 Alternator Applications: 9860STS, 9870STS, 9660STS, 9760STS, 9560STS, 9570STS, 9670STS, 9770STS, S650, S660, S670, S680, S690, 7460, 9996, 7660, 7760, CS690, CP690, 8225R, 8245R, 8270R, 8295R, 8320R, 8345R, 8295R, 9320RT, 9345RT, 8235R, 8260R, 8285R, 8310R, 8335R, 8360R, 8310RT, 8335RT, 8360RT, 8295R Features: 8320R, 7200R, 7215R, 7230R, 7260R, 7280R, 9330, 9430, 9530, 9630, 9430T, 9530T, 9630T, 7630, 7730, 7830, 7930, 8130, 8230, 8330, 8430, 8530, 8230T, 8330T, 8430T, 4930, 4830, 4730, 4940, 7280, 7380, 7480, 7580, 7780	\$250.00


Order No: WN-CH10493

Description	Retail
 Alternator Applications: 850, 950, 1050, 1250, 1450, 1650 Features: Nippondenso, 12 Volts, 25 Amps	\$104.00

Order No: WN-RE505895


Description	Retail
 Alternator Applications: ML1335, 270, 280, 6100B, 6110B, 6403, 6603 Features: 12V, 75 Amp, CW Rotation, Iskra, IR/EF ML1335 Engine S/N 140289-	\$132.00

Order No: WN-RE60745

Description	Retail
 Alternator Applications: 7200, 7210, 7400, 7410, 7510 Features: Denso, 12V, 120 Amperage	\$165.00


**Alternator: Pulley**

Order No: WN-R81507


Description	Retail
 Alternator Pulley Applications: 4020, 4030, 4050, 4230, 4240, 4250, 4320, 4430, 4440, 4450, 4620, 4630, 4640, 4650, 48740, 4850, 6030, 8430, 8440, 8360, 8640 Features: 2 Groove	\$7.25

**Alternator: Voltage Regulator**


Order No: WN-21A614

Description	Retail
 Regulator, Voltage Applications: G, A, 50, 60, 70, 520, 530, 620, 630, 720, 730 Features: 12 Volt, 3 Wire, Mounts On Generator	\$22.50


Order No: WN-21A615

Description	Retail
 Regulator, Voltage Applications: 420, 430, 1010, 1020 Features: 12 Volt	\$22.50


Order No: WN-AR30155

Description	Retail
 Regulator, Voltage Applications: 3010, 3020, 4010, 4020, 5010, Industrial 500, 600 Features: 24 Volt	\$85.00

Order No: WN-AR40170

Description	Retail
 Regulator, Voltage Applications: 3010, 3020, 4010, 4020 Features: 12 Volt, 3 Terminal, Base Mount, w/Delco Generator	\$81.00

Order No: WN-AR78298

Description	Retail
 Voltage Regulator Applications: 5200, 5400, 210C, 310, 310A, 310B, 310C, 315C, 410, 410B, 410C, 482C, 500, 500A, 500C, 510, 510B, 510C, 600, 610B, 610C, 710B, 710C, 760A, 1020, 1520, 1530, 2010, 2020, 2030, 2440, 2510, 2520, 3020, 4000, 4020, 4320, 4520, 4620, 5010, 5020, 6030, 7020, 7520, 830, 315, 5200, 5400, 6000 Features: 12V 210C, 310C, 315C, 410C, 482C, 510C, 610C All S/N -736175, 500A S/N -123113, 830 (3 Cylinder)	\$50.71

Order No: WN-PL105-146

Description	Retail
Regulator Applications: 300, 301, 301A, 302, 302A, 380, 400, 401, 401C, 480, 1020, 1520, 1530, 2020, 2030, 2240, 2630, 2640 Features: 12V, External	\$38.25

Order No: WN-VR1813

Description	Retail
Regulator, Voltage Applications: A, B, G, L, LA	\$34.00

**Lights: Bulbs**


Order No: WN-53522D

John Deere®


**Tractor: Electrical**

**Lights: Bulbs**

Order No: WN-53522D

Description	Retail
 Light, Front, Lens Applications: A, AO, AR, B, BN, BNH, D, H, R, 50, 60, 70, 70D, 80, 520, 620, 720, 720D, 820, 530, 630, 730, 830 Features: 4-3/4" Curved, With "Guide" Name Styled A, D S/N 143800-	\$16.00


Order No: WN-53527D

Description	Retail
 Light, Front, Gasket Applications: A, B, G, H, 50, 60, 70 Features: For All 4 1/2" Headlights Styled A with Electric Start, B with Electric Start, G with Electric Start, H with Electric Start	\$5.50

Order No: WN-87283179


Description	Retail
 Light, Cab, Halogen Applications: 9570STS, 9870STS, 9670STS, 9770STS, 7200, 7400, 7600, 7700, 7800, 7210, 7410, 7510, 7610, 7710, 7810, 5210, 5410, 5510, 5310N, 5510N, 5103E, 5103, 5103S, 5203, 5104, 5038D, 5204, 5320N, 5420N, 8120, 8220, 8320, 8420, 8520, 8120T, 8220T, 8320T, 8420T, 8520T, 9120, 9220, 9320, 9420 Features: H4 Bulb, Additional Models: 9520, 9620, 7720, 7820, 7920, 9320T, 9420T, 9520T, 9620T, 4010, 4110, 4115, 4210, 4310, 4410, 4510, 4610, 4710, 2755, 2855N, 2155, 2355N, 6200, 6300, 6400, 6500, 6200L, 6300L, 6400L, 6500L, 6110, 6210, 6310, 6410, 6110L, 6210L, 6310L, 6410L, 6510L, 6310S, 6410S, 6510S, 6405, 6605, 6120, 6220, 6320, 6420, 6120L, 6220L, 6320L, 6420L, 6215, 6415, 6615, 6715, 7430, 7330, 7530, 6230, 6330, 6430, 7130, 7230, 7130, 7230, 6170R, 6190R, 6210R, 6105R, 6115R, 6125R, 6140R, 6150R, 6150RH, 6105M, 6115M, 6125M, 6140M, 6150N, 6170M, 6175R, 6195R, 6215R, 6110R, 6120R, 6130R, 6140J, 6155J, 5103, 5203, 5303, 5403, 5220, 5320, 5420, 5520, 2320, 2520, 8225R, 8245R, 8270R, 8295R, 8320RT, 8345RT, 4300, 4400, 4600, 4700, 8235R, 8260R, 8285R, 8310R, 8335R, 8360R, 8310RT, 8335RT, 8360RT, 5065M, 6075M, 5085M, 8095M, 5095MH, 5105M, 5105ML, 7200R, 7215R, 7230R, 7260R, 7280R, 9230, 9330, 9430, 9530, 9630, 9430T, 9530T, 9630T, 7630, 7730, 7830, 7930, 8130, 8230, 8330, 8430, 8530, 8230T, 8330T, 8430T, 5325N, 5425N, 5525N, 5225, 5325, 5425, 5525, 5625, 5400N, 5500N, 5055E, 5085E, 5400E, 7210R, 7230R, 7250R, 7270R, 7290R, 8245R, 8270R, 8295R, 8320R, 8345R, 8370R, 8320RT, 8345RT, 8370RT, 8335R, 7310R, 5085ML, 5100ML	\$5.00

Order No: WN-87283179LED


Description	Retail
 H4 LED Bulb Applications: 7200, 7400, 7600, 7700, 7800, 7210, 7410, 7510, 7610, 7710, 7810, 5210, 5410, 5510, 5310N, 5510N, 5103E, 5103, 5103S, 5203, 5104, 5038D, 5204, 5320N, 5420N, 8120, 8220, 8320, 8420, 8520, 8120T, 8220T, 8320T, 8420T, 8520T, 9120, 9220, 9320, 9420, 9520, 9620, 7720, 7820, 7920, 9320T Features: Tractor Models: 9420T, 9520T, 9620T, 4010, 4110, 4115, 4210, 4310, 4410, 4510, 4610, 4710, 2755, 2855N, 2155, 2355N, 6200, 6300, 6400, 6500, 6200L, 6300L, 6400L, 6500L, 6110, 6210, 6310, 6410, 6110L, 6210L, 6310L, 6410L, 6510L, 6310S, 6410S, 6510S, 6405, 6605, 6120, 6220, 6320, 6420, 6120L, 6220L, 6320L, 6420L, 6215, 6415, 6615, 6715, 7430, 7330, 7530, 6230, 6330, 6430, 7130, 7230, 7130, 7230, 6170R, 6190R, 6210R, 6105R, 6115R, 6125R, 6140R,	\$39.50

6150R, 6150RH, 6105M, 6115M, 6125M, 6140M, 6150N, 6170M, 6175R, 6195R, 6215R, 6110R, 6120R, 6130R, 6140J, 6155J, 5103, 5203, 5303, 5403, 5220, 5320, 5420, 5520, 2320, 2520, 8225R, 8245R, 8270R, 8295R, 8320RT, 8345RT, 4300, 4400, 4600, 4700, 8235R, 8260R, 8285R, 8310R, 8335R, 8360R, 8310RT, 8335RT, 8360RT, 5065M, 6075M, 5085M, 8095M, 5095MH, 5105M, 5105ML, 7200R, 7215R, 7230R, 7260R, 7280R, 9230, 9330, 9430, 9530, 9630, 9430T, 9530T, 9630T, 7630, 7730, 7830, 7930, 8130, 8230, 8330, 8430, 8530, 8230T, 8330T, 8430T, 5325N, 5425N, 5525N, 5225, 5325, 5425, 5525, 5625, 5400N, 5500N, 5055E, 5085E, 5400E, 7210R, 7230R, 7250R, 7270R, 7290R, 8245R, 8270R, 8295R, 8320R, 8345R, 8370R, 8320RT, 8345RT, 8370RT, 8335R, 7310R, 5085ML, 5100ML

Order No: WN-9703399

Description	Retail
 Light, Cab, Halogen Applications: 7600, 7700, 7800, 7200, 7400, 8100, 8200, 8300, 8400, 6200, 6300, 6400, 6200L, 6300L, 6400L, 6110, 6210, 6310, 6410, 6110L, 6210L, 6310L, 6410L, 6310S, 6410S, 6510S, 6105M, 6115M, 6125M, 6140M, 6150M, 6170M, 6405, 6605, 6120, 6220, 6320, 6420, 6120L, 6220L, 6320L, 6420L, 6520L, 6215 Features: 12V, 55w, H3 Bulb Additional Models: 6415, 6615, 6715, 720, 7320, 7420, 7520, 5220, 5320, 5420, 5520, 5083EN, 5093EN, 5101EN, 7430, 7330, 7530, 6230, 6330, 6430, 7130, 7500, 7405, 5415, 5615, 5715, 6105D, 6115D, 5076E, 5076EL, 5082E, 5090E, 5090EL, 5090EH, 7505, 6403, 6603, 6415, 7230, 506M, 5075M, 5085M, 5095M, 5095MH, 5105M, 5105ML, 5325N, 5425N, 5525N, 6125E, 6125J, 5225, 5425, 5525, 5625 Forage Harvesters: 7200, 7300, 7400, 7500, 7700, 7800, 7250, 7350, 7450, 7550, 7750, 7850, 7950, 7180, 7280, 7380, 7480, 7580, 7780, 7980	\$3.50


Order No: WN-9703399LED

Description	Retail
 H3 LED Bulb Applications: 7600, 7700, 7800, 7200, 7400, 8100, 8200, 8300, 8400, 6200, 6300, 6400, 6200L, 6300L, 6400L, 6110, 6210, 6310, 6410, 6110L, 6210L, 6310L, 6410L, 6310S, 6410S, 6510S, 6105M, 6115M, 6125M, 6140M, 6150M, 6170M, 6405, 6605, 6120, 6220, 6320, 6420, 6120L, 6320L, 6420L, 6520L, 6215, 6415 Features: Pack of 2 Tractor Models: 6615, 6715, 720, 7320, 7420, 7520, 5220, 5320, 5420, 5520, 5083EN, 5093EN, 5101EN, 7430, 7330, 7530, 6230, 6330, 6430, 7130, 7500, 7405, 5415, 5615, 5715, 6105D, 6115D, 5076E, 5076EL, 5082E, 5090E, 5090EL, 5090EH, 7505, 6403, 6603, 6415, 7230, 506M, 5075M, 5085M, 5095M, 5095MH, 5105M, 5105ML, 5325N, 5425N, 5525N, 6125E, 6125J, 5225, 5425, 5525, 5625	\$28.00

Order No: WN-AA3241R

Description	Retail
 Light, Front, Ring Applications: Styled A W/ Sheet Metal Dash, AO, AR, B W/Sheet Metal Dash, BN, BNH, D s/n 143800-, H, R, 50, 60, 70, 70D, 80, 520, 620, 720, 720D, 820 Features: 4-3/4", Painted Black	\$19.00

Order No: WN-ABC320

Description	Retail
 Light, Front, Reflector Applications: 50, 60, 70, 70D, 80, 520, 530, 620, 630, 720, 720D, 730, 730D, 820, 830, Styled A, AO, AR, B, BN, BNH, D s/n 143800-, H, R	\$16.50

Order No: WN-ABC388

John Deere®



**Tractor: Electrical**

**Lights: Bulbs**

**Order No: WN-ABC388**



Description	Retail
Light, Lens Applications: AO, AR, BN, BNH, H, R, 50, 60, 70, 70D, 80, 520, 620, 720, 720D, 820, 530, 630, 730, 830 Features: 4-1/2" Diameter, With Raised "GUIDE" Logo	\$20.50

**Order No: WN-AR33479**



Description	Retail
Light, Dash Applications: 500, 600, 1010, 201, 2510, 3010, 3020, 4010, 4020, 5010, 5020, 6030 Features: 12 Volt 3020 (Early)	\$21.21

**Order No: WN-AXE16948**



Description	Retail
Light, Cab, Halogen Applications: 3320, 3520, 3720, 4320, 4520, 4720, 2320, 2520, 2720, 3033R, 3038R, 3039R, 3045R, 3045R, 4044R, 4049R, 4052R, 4066R, 9450, 9550, 9650, 9650CTS, 9650STS, 9750STS, 9860STS, 9560STS, 9660, 9660CTS, 9660STS, 9760STS, 9560STS, 9570STS, 9870STS, 9670STS, 9770STS Features: 12V, 37.5w, Bulb 751, 753, 763, 773, 863, 864, 873, 883, 963, A220, A300, S100, S130, S150, S160, S175, S185, S205, S220, S250, S300, S330, T110, T140, T180, T190, T200, T250, T300, T320	\$7.00

**Order No: WN-H7606**



Description	Retail
Lights, Cab, Bulb Applications: 2510, 2940, 3020, 4000, 4020, 4030, 4040, 4230, 4240, 4320, 4430, 4440, 4520, 4620, 4630, 5020, 6030, 7020, 7520, 8430, 8450, 8630, 8650, 8850, 8450, 8650, 4040, 4240, 4440, 4640, 4840, 4050, 4250, 4450, 4650, 4850, 8440, 8640, 2140, 3040, 3140, 2350, 2550, 2750, 2950, 3150, 4350, 2955 Features: Halogen Flood Sealed Beam Additional Models: 2755, 1355, 2555, 3155, 3055, 3255, 8560, 8760, 8960, 4055, 4255, 4455, 4555, 4755, 4955, 4560, 4760, 4960, 8570, 8770, 8870, 8970, 9100, 9200, 9300, 9400, 9300T, 9400T, 2010, 3010, 4010, 5010, 2520	\$10.00

**Order No: WN-LED1156B**



Description	Retail
Light, Cab, LED Applications: 2010, 3010, 4010, 5010, 3020, 4020, 2510, 1020, 2020, 5020, 4520, 4000, 2520, 5020, 2440, 2640, 2940, 2240, 650, 750, 850, 4040, 4240, 4440, 4640, 4840, 4050, 4250, 4450, 4650, 4850, 8560, 8760, 8960, 4055, 4255, 4455, 4555, 4755, 4955, 7600, 7800, 7700, 5200, 5300, 5400, 5500, 4560 Features: 2 Pack of 1156 LED Bulb Additional Models: 4760, 4960, 7200, 7400, 8100, 8200, 8300, 8400, 9100, 9200, 9300, 9400, 8100T, 8200T, 8300T, 8400T, 8210, 7410, 7510, 7610, 7710, 7810, 5210, 5310, 5410, 5510, 9300T, 9400T, 5320N, 5420N, 5520N, 9120, 9220, 9320, 9420, 9520, 9620, 4110, 4115, 4210, 4310, 4410, 4510, 4610, 4710, 820, 830, 1830, 2030, 2130, 2040, 2240, 2150, 2255, 2350, 2550, 2750, 2950, 3150, 2955, 2355, 2555, 3155, 3055, 3255, 5425, 5625, 5725, 5415, 5615, 5715, 3120, 3320, 3520, 3720, 4120, 4320, 4520, 4720, 5220, 5320, 5420, 5520, 5065M, 5075M, 5085M, 5095MH, 5105M, 5105ML, 5325N, 5425N, 5525N, 5225, 5325, 5425, 5525, 5625, 5400N, 5500N; Combine Models: 3300, 4400, 6600, 7700, 6620, 7720, 8820, 9400, 9500, 9600, 9410, 9510, 9610, CTSII	\$11.00

**Order No: WN-R136238**



Description	Retail
Light, Cab, Halogen Applications: 8100, 8200, 8300, 8400, 9100, 9200, 9300, 9400, 8100T, 8200T, 8300T, 8400T, 8110, 8210, 8310, 8410, 8110T, 8210T, 8310T, 8410T Features: 12V, 50w, Bulb	\$6.00

**Order No: WN-R54047**



Description	Retail
Light Bezel Glare Guard Applications: 2140, 2350, 2550, 2355, 2555, 2750, 2755, 2855N, 2940, 2950, 2955, 3040, 3140, 3055, 3255, 3150, 3155, 4030, 4040, 4240, 4440, 4050, 4230, 4250, 4450, 4630, 4640, 4840, 743, 743A Features: Rubber With "Guide" Brand Lights 2140 (s/n 430000-later), 3255 (with cab) This light bezel can also replace other guide bezels when glare guard hooded bezel is desired, .045" O.D., 3.250" I.D., 3.900" overall width	\$24.68

**Order No: WN-RE179326**



Description	Retail
Light, Cab, Halogen Applications: 6170R, 6190R, 6210R, 6105R, 6115R, 6125R, 6140R, 6150R, 6150RH, 6215R, 6175R, 6195R, 9215R, 6105M, 6115M, 6125M, 6140M, 6150M, 6170M, 7200R, 9860STS, 9560, 9660, 9660STS, 9760STS, 9560STS, 9570STS, 9670STS, 9770STS, 9870STS, S550, S660, S670, S680, S690, 7250, 7350, 7450, 7550, 6170R, 6190R, 6210R, 6105R, 6115R, 6125R, 6140R, 6150R, 6150RH, 6215R, 6175R, 6195R, 9215R, 6105M, 6115M, 6125M, 6140M, 6150M, 6170M, 7200R Features: HB3, 12V, 65w Bulb Additional Models:Tractor: 7210R, 7215R, 7230R, 7250R, 7260R, 7270R, 7280R, 8630, 7730, 7830, 7930, 8120, 8220, 8320, 8420, 8120T, 8220T, 8320T, 8420T, 8130, 8230, 8330, 8430, 8530, 8230T, 8330T, 8430T, 8225R, 8245R, 8270R, 8295R, 8320R, 8345R, 8295RT, 9320RT, 9345RT, 8235R, 8245R, 8270R, 8295R, 8320R, 8345R, 8370R, 8320RT, 8260R, 8285R, 8310R, 8335R, 8360R, 8310RT, 8335RT, 8345RT, 8360RT, 8370RT, 9120, 9220, 9320, 9420, 9520, 9620, 9230, 9330, 9430, 9530, 9630, 9430T, 9530T, 9630T, 9360R, 9370R, 9520R, 9570R, 9620R, 9470RT, 9520RT, 9570RT, 9410R, 9460R, 9510R, 9560R, 9460RT, 9510RT, 9560RT, 7720, 7820, 7920, 9320T, 9420T, 9520T, 9620T Light, Cab, Halogen Applications: 9860STS, 9560, 9660, 9660STS, 9760STS, 9560STS, 9570STS, 9670STS, 9770STS, 9870STS, S550, S660, S670, S680, S690, 7250, 7350, 7450, 7550, 6170R, 6190R, 6210R, 6105R, 6115R, 6125R, 6140R, 6150R, 6150RH, 6215R, 6175R, 6195R, 9215R, 6105M, 6115M, 6125M, 6140M, 6150M, 6170M, 7200R Features: HB3, 12V, 65w Bulb Additional Models:Tractor: 7210R, 7215R, 7230R, 7250R, 7260R, 7270R, 7280R, 8630, 7730, 7830, 7930, 8120, 8220, 8320, 8420, 8120T, 8220T, 8320T, 8420T, 8130, 8230, 8330, 8430, 8530, 8230T, 8330T, 8430T, 8225R, 8245R, 8270R, 8295R, 8320R, 8345R, 8295RT, 9320RT, 9345RT, 8235R, 8245R, 8270R, 8295R, 8320R, 8345R, 8370R, 8320RT, 8260R, 8285R, 8310R, 8335R, 8360R, 8310RT, 8335RT, 8345RT, 8360RT, 8370RT, 9120, 9220, 9320, 9420, 9520, 9620, 9230, 9330, 9430, 9530, 9630, 9430T, 9530T, 9630T, 9360R, 9370R, 9520R, 9570R, 9620R, 9470RT, 9520RT, 9570RT, 9410R, 9460R, 9510R, 9560R, 9460RT, 9510RT, 9560RT, 7720, 7820, 7920, 9320T, 9420T, 9520T, 9620T Sprayer: 4710, 4920, 4720, 4930, 4830, 4630, 4730, 4940, R4030, R4045, R4023, R4038 Forage , 7350, 7450, 7550, 7750,	\$6.00

**Tractor: Electrical**

**Lights: Bulbs**

**Order No: WN-RE179326**

7850, 7180, 7280, 7380, 7480, 7580, 7780, 7980, 8600, 8100, 8200, 8400, 8500

**Order No: WN-RG200**



Description	Retail
Gasket, Headlamp Applications: A, B, D, R, 70D, 80, 820, 830 Features: To Repair AA3075R Headlight	\$4.91

**Lights: Headlamps & Work lights**

**Order No: WN-1066LED**



Description	Retail
Lights, Cab, Assembly Applications: 3020, 4020, 2510, 5020, 4520, 4000, 4320, 4620, 7020, 6030, 7520, 4030, 4230, 4430, 4630, 8430, 8630, 2940, 8850, 8450, 8650, 4040, 4240, 4440, 4640, 4840, 4050, 4250, 4450, 4650, 4850, 8440, 8640, 2140, 3040, 3140, 2350, 2550, 2750, 2950, 3150, 4350, 2955, 2755, 1355, 2555, 3155, 3055 Features: Rear Post Mount, LED Flood Light Assembly LED Type: 6 Cree, 3 Watt LED; Power: 18 Watt; Voltage: 9-32 Volts DC; Amp Draw: .95A @12V, 0.49A@24V; Theoretical Lumens: 1440 IM ; Operating Lumens:1050lm; Color Temperature: 5000K-6500K; High Vibration Resistance; Body Material: Cast Aluminum; Lens: Impact Resistant Polycarbonate; Bracket: Rear Post Mount; Additional Models: 3255, 8560, 8760, 8960, 4055, 4255, 4455, 4555, 4755, 4955, 4560, 4760, 4960, 8570, 8770, 8870, 8970, 9100, 9200, 9300, 9400, 9300T, 9400T, 2010, 3010, 4010, 5010, 2520	\$65.00

**Order No: WN-388946R91**



Description	Retail
Lights, Cab, Assembly Applications: 2510, 2940, 3020, 4000, 4020, 4030, 4040, 4230, 4240, 4320, 4430, 4440, 4520, 4620, 4630, 5020, 6030, 7020, 7520, 8430, 8450, 8630, 8650, 8850 Features: Rear Post Mount, Sealed Beam Light Assembly	\$25.00

**Order No: WN-4020LED**



Description	Retail
Lights, Cab, Assembly Applications: 3020, 4020, 2510, 5020, 4520, 4000, 4320, 4620, 7020, 6030, 7520, 4030, 4230, 4430, 4630, 8430, 8630, 2940, 8850, 8450, 8650, 4040, 4240, 4440, 4640, 4840, 4050, 4250, 4450, 4650, 4850, 8440, 8640, 2140, 3040, 3140, 2350, 2550, 2750, 2950, 3150, 4350, 2955, 2755, 1355, 2555, 3155, 3055 Features: Rear Post Mount, LED Trapezoid Light Assembly Additional Models: 3255, 8560, 8760, 8960, 4055, 4255, 4455, 4555, 4755, 4955, 4560, 4760, 4960, 8570, 8770, 8870, 8970, 9100, 9200, 9300, 9400, 9300T, 9400T, 2010, 3010, 4010, 5010, 2520	\$65.00

**Order No: WN-47430979**



Description	Retail
LED Work Light Applications: 6105R, 6110R, 6115R, 6120R, 6125R, 6130R, 6140R, 6145R, 6150R, 6150RH, 6155R, 6155RH, 6170R, 6175R, 6190R, 6195R, 6210R, 6215R, 7200R, 7210R, 7230R, 7250R, 7260R, 7270R, 7280R, 7290R, 7310R, 8225R, 8235R, 8245R, 8260R, 8270R, 8270RT, 8285R, 8295R, 8295RT, 8310R, 8310RT, 8320R Features: 3200 Lumens 8320RT, 8335R, 8335RT, 8345R, 8345RT, 8360R, 8360RT, 8370R, 8370RT, 8400R, 9360R, 9370R, 9410R, 9420R, 9460R, 9460RT, 9470R, 9470RT, 9470RX, 9510R, 9510RT, 9520R, 9520RT, 9520RX, 9560R, 9560RT, 9570R, 9570RT, 9570RX, 9620R,	\$95.00

9620RX  
LED Work Light  
Applications: JD, CI, Various  
Features: 3200 Lumens \$95.00

**Order No: WN-8000LEDKIT**

Description	Retail
Light, LED, Kit Applications: 8100, 8200, 8300, 8400, 8100T, 8200T, 8300T, 8400T, 8110, 8210, 8310, 8410, 8110T, 8210T, 8310T, 8410T Features: LED Light Kit, Includes 16 lights, 1700 Lumens	\$960.00

**Order No: WN-87106352**



Description	Retail
LED Roof, Hood Light Applications: 7630, 7730, 7830, 7930, 8120, 8120T, 8130, 8220, 8220T, 8225R, 8230, 8230T, 8245R, 8270R, 8295RT, 8320, 8320R, 8320RT, 8320T, 8330, 8330T, 8345R, 8345RT, 8420, 8420T, 8430, 8430T, 8520, 8520T, 8530, 9120, 9220, 9230, 9320, 9320T, 9330, 9420, 9420T, 9430, 9430T, 9520, 9520T, 9530 Features: Inner Roof, Outer Grill, HI-LO Additional Models: 9530T, 9620, 9620T, 9630, 9630T Sprayer: 4730, 4830, 4920, 4930	\$89.00

**Order No: WN-87328621**



Description	Retail
Grille Light Applications: 6105M, 6105R, 6110M, 6110R, 6115M, 6115R, 6120M, 6120R, 6125M, 6125R, 6130M, 6130R, 6140M, 6140R, 6145M, 6145R, 6150M, 6150R, 6150RH, 6155M, 6155R, 6155RH, 6170M, 6170R, 6175M, 6175R, 6190R, 6195M, 9195R, 6210R, 6215R Features: LED, 40 Watt	\$75.00

**Order No: WN-AA3075R**



Description	Retail
Light, Front, Assembly Applications: 40, 50, 60, 70D, 80, 420, 820, 830, A, B, D, G, H, LA, M, MT, R Features: Headlamp, 6 Volt, Black, 5.00" Diameter Lens	\$43.21

**Order No: WN-AA4925R**



Description	Retail
Ignition Switch Light Applications: 50, 520, 530, 60, 620, 630, 70, 720, 730, 80, 820, 830, A, B, G, R Features: 5", 12 Volt, Red Lens 820 And 830 2-Cylinder	\$18.25

**Order No: WN-ABC3032**



Description	Retail
Light Bezel Applications: CTS, CTS II, 6620, 6622, 7720, 7721, 8820, 9400, 9410, 9500, 9501, 9510, 9600, 9610, 300, 300B, 301, 301A, 302, 302A, 310, 310A, 310B, 400, 401, 401B, 401C, 401D, 410, 350, 350B, 350C, 350D, 355D, 450, 450B, 450C, 450D, 450E, 455D, 455E, 380, 480A, 480B, 480, 480C, 444C, 544A, 544, 570 Features: Use ABC3032 440, 7445, 1010, 1020, 1030, 1040, 1120, 1130, 1140, 1520, 1530, 1630, 1640, 1641, 1641F, 1750, 1830, 1840, 1850, 1950, 1950N, 2010, 2020, 2030, 2040, 2040S, 2120, 2130, 2140, 2141, 2150, 2155, 2240, 2250, 2251, 2255, 2350, 2351, 2355, 2440, 2450, 2510, 2520, 2541, 2550, 2555, 2630, 2640, 2650, 2651, 2750, 2755, 2840, 2850, 2940, 2941, 2950, 2951, 2955, 3010, 3020, 3030, 3040, 3050, 3055, 3130, 3140, 3141, 3150, 3155, 3255, 3350, 3351, 3641, 3651, 4000, 4010, 4020, 4030, 4050, 4230, 4250, 4430, 4450, 4630, 4650, 4040, 4240, 4320, 4440, 4455, 4520, 4620, 4640, 4840, 5010, 5020, 6030, 7020, 7520, 820, 830, 8430, 8630, 920, 930, 940, 9900, 9910, 9920, 9930, 9940, 9950, 484, 7440, 6000,	\$20.50

John Deere®

**Tractor: Electrical**

**Lights: Headlamps & Work lights**


**Order No: WN-ABC3032**

500, 500A, 500B, 500C, 510, 600, 700A, 646, 646B, 646C, 550, 550A, 550B, 555, 555A, 555B, 655, 750, 755, 755A, 850, 850B, 855, 690C, 690D, 743, 743A, 444, 544B, 544C, 644A, 644B, 644C, 844, 570A, 670, 670A, 672A, 770, 770A, 772A, 760, 760A, 340D, 440A, 440B, 440C, 440D, 448D, 540, 540A, 540B, 540D, 640, 640D, 648D, 740, 740A, 2020


**Order No: WN-AF3816**

Description	Retail
Light, Fender	\$63.50
Applications: Styled A & B with Sheet Metal Dash, AO, AR, BN, BNH, D, H, R, 50, 60, 70, 70D, 80, 520, 530, 620, 630, 720, 720D, 730, 730D, 820, 830	
Features: 12 Volt, Tear Drop Style, 5" Curved Lens, 1-3/16" Stud	


**Order No: WN-AR20432R**

Description	Retail
 Dash Light	\$32.50
Applications: 320, 330, 40, 420, 430, 435, 440, 50, 530, 60, 630, 70, 730	
Features: 12-Volt, With Bulb 50 S/N -5016123, 60 ALL Orchard/Standard Models & Row Crop Models From S/N 6028350, 70 S/N -7006328	


**Order No: WN-AR20466**

Description	Retail
 Dash Light	\$37.50
Applications: 520, 530, 620, 630, 720, 730,	
Features: 12-Volt, With Bulb	


**Order No: WN-BK060**

Description	Retail
 Light, Bracket Kit	\$25.00
Applications: 7200, 7210, 7400, 7410, 7510, 7600, 7610, 7700, 7710, 7800, 7810, 8100, 8100T, 8110, 8200, 8200T, 8210, 8300, 8300T, 8310, 8310T, 8400, 8400T, 8410, 8410T	
Features: Fender Mount	


**Order No: WN-BK061**

Description	Retail
 Light, Bracket Kit	\$25.00
Applications: 7200, 7210, 7400, 7410, 7510, 7600, 7610, 7700, 7710, 7800, 7810, 8100, 8100T, 8110, 8200, 8200T, 8210, 8300, 8300T, 8310, 8310T, 8400, 8400T, 8410, 8410T	
Features: Side Mount	

**Order No: WN-BK062**

Description	Retail
 Light, Bracket Kit	\$25.00
Applications: 8100, 8100T, 8110, 8110T, 8200, 8200T, 8210, 8210T, 8300, 8300T, 8310, 8310T, 8400, 8400T, 8410, 8410T	
Features: Bottom Mount	


**Order No: WN-BK545**

Description	Retail
 Light, Bracket Kit	\$25.00
Applications: 8100, 8100T, 8110, 8110T, 8200, 8200T, 8210, 8210T, 8300, 8300T, 8310, 8310T, 8400, 8400T, 8410, 8410T	
Features: Ball Stud Mount for Grille	


**Order No: WN-L408-12V**

Description	Retail
Lights, Fender or Cab	\$36.50
Applications: 40, 50, 60, 70, 420, 430, 520, 53, 0620, 630, 720, 730, 3300, 4400, 4420, 6600, 6620, 7700, 7720, 9900, 9910, 9930, 9940, 9950, 9960, 9965	
Features: 12 Volt, 4 1/2" Diameter	


**Order No: WN-RE180613**

Description	Retail
 LED, Hood Light	\$131.00
Applications: 8120, 8120T, 8130, 8220, 8220T, 8225R, 8230, 8230T, 8245R, 8270R, 8295R, 8295RT, 8320, 8320R, 8320RT, 8320T, 8330, 8330T, 8345R, 8345RT, 8420, 8420T, 8430, 8430T, 8520, 8520T, 8530, 9120, 9220, 9230, 9320, 9320T, 9330, 9420, 9420T, 9430, 9430T, 9520, 9520T, 9530, 9530T, 9620, 9620T	
Features: Inner Oval, Lumens 3120, Standard Or Deluxe Hood 9630, 9630T, 4920, 4930	


**Order No: WN-RE25125**

Description	Retail
 LED Hi/Lo Beam Light	\$70.00
Applications: 3020, 4020, 2510, 5020, 4520, 4000, 4320, 4620, 7020, 6030, 7520, 4030, 4230, 4430, 4630, 8430, 8630, 2940, 8850, 8450, 8650, 4040, 4240, 4440, 4640, 4840, 4050, 4250, 4450, 4650, 4850, 8440, 8640, 2140, 3040, 3140, 2350, 2550, 2750, 2950, 3150, 4350, 2955, 2755, 1355, 2555, 3155, 3055	
Features: Additional Models: 3255, 8560, 8760, 8960, 4055, 4255, 4455, 4555, 4755, 4955, 4560, 4760, 4960, 8570, 8770, 8870, 8970, 9100, 9200, 9300, 9400, 9300T, 9400T, 2010, 3010, 4010, 5010, 2520	


**Order No: WN-RE306510**

Description	Retail
 LED Cab Lights	\$50.00
Applications: 4040, 4050, 4240, 4255, 4440, 4455, 4555, 4560, 4640, 4755, 4760, 4840, 4955, 4960, 7200, 7400, 7600, 7700, 7800, 8100, 8100T, 8200, 8300, 8400, 8100T, 8200T, 8300T, 8400T, 7210, 7410, 7510, 7610, 7710, 7810, 8110, 8210, 8310, 8410, 8110T, 8210T, 8310T, 8410T, 6200, 6300, 6400, 6500	
Features: 9-32V, 12W Cree LED, 600 Effective Lumens, Flood Operation temperature -40°C~60°C; Color temperature: 5000K . Beam: 30° driving beam; Material: die cast aluminum housing; Lens : PC . Housing color: Black; Life time: >30000h; Additional Models: 6110, 6210, 6310, 6410	


**Order No: WN-RE306510KIT**

Description	Retail
 Light, LED Conversion Kit	\$500.00
Applications: 4555, 4560, 4650, 4755, 4760, 4850, 4955, 4960	
Features: Replaces All Freight Hood Lights, 525 Lumens	

**Order No: WN-RE322781**

Description	Retail
 LED Fender Light	\$95.00
Applications: 8120, 8220, 8320, 8420, 8520, 9120, 9220, 9320, 9420, 9520, 9620, 7720, 7820, 7920, 7220, 7320, 7420, 7520, 9230, 9330, 9430, 9530, 9630, 7630, 7730, 7830, 7930, 8130, 8230, 8330, 8430, 8530	
Features: Oval LED Light, 4000 Lumens	

**Order No: WN-RE330060**

Description	Retail
 Light, Cab, LED	\$75.00
Applications: 7200, 7210, 7400, 7410, 7600, 7610, 7700, 7710, 7800, 7810, 8100, 8100T, 8110, 8200, 8200T, 8210, 8300, 8300T, 8310, 8400, 8400T, 8410, 8410T	
Features: Fender Mount LED Light & Bracket Kit, 1700 Lumens	


**Order No: WN-RE330061**




**Tractor: Electrical**

**Lights: Headlamps & Work lights**


Order No: WN-RE330061

Description	Retail
 Light, Cab, LED Applications: 7200, 7400, 7600, 7700, 7800, 8100, 8100T, 8110, 8200, 8200T, 8210, 8300, 8310, 8400, 8400T, 8410, 9100, 9200, 9300, 9300T, 9400, 9400T, 3320, 3520, 3720, 4320, 4520, 4720, 3033R, 3038R, 3039R, 3045R, 3046R, 3044R, 4049R, 4052R, 4066R, 4044M, 4049M, 4052M, 4066M, 4044R Features: Side Mount, LED Light & Bracket Kit	\$75.00


Order No: WN-RE330062

Description	Retail
 Light, Cab, LED Applications: 8100, 8100T, 8110, 8110T, 8200, 8200T, 8210, 8210T, 8300, 8300T, 8310, 8310T, 8400, 8400T, 8410, 8410T, 9100, 9200, 9300, 9300T, 9400, 9400T Features: Bottom & Rear Mount LED Light & Bracket Kit, 1700 Lumens	\$75.00


Order No: WN-RE331642

Description	Retail
 Roof LED Light Applications: 7210R, 7230R, 7250R, 7270R, 7290R, 8245R, 8270R, 8295R, 8320R, 8345R, 8370R, 8320RT, 8345RT, 8370RT, 8335R, 7310R, 9370R, 9420R, 9470R, 9520R, 9570R, 9620R, 9470RT, 9520RT, 9570RT, 9470RX, 9520RX, 9570RX, 9620RX Features: 3300 Lumens	\$95.00


Order No: WN-RE342545

Description	Retail
 Light, Cab, LED Applications: 8100, 8200, 8300, 8400, 8100T, 8200T, 8300T, 8400T, 8110, 8210, 8310, 8410, 8110T, 8210T, 8310T, 8410T, 9100, 9200, 9300, 9400, 9300T, 9400T Features: Grille Mount LED Light & Bracket Kit, 1700 Lumens	\$75.00


Order No: WN-RE561116

Description	Retail
 Lights, Cab, LED Applications: 3020, 4020, 2510, 5020, 4520, 4000, 4320, 4620, 7020, 6030, 7520, 4030, 4230, 4430, 4630, 8430, 8630, 2940, 8850, 8450, 8650, 4040, 4240, 4440, 4640, 4840, 4050, 4250, 4450, 4650, 4850, 8440, 8640, 2140, 3040, 3140, 2350, 2550, 2750, 2950, 3150, 4350, 2955, 2755, 1355, 2555, 3155, 3055 Features: 9-32V, 18W Cree LED, Round Flood, 1050 Effective Lumens Additional Models: 3255, 8560, 8760, 8960, 4055, 4255, 4455, 4555, 4755, 4955, 4560, 4760, 4960, 8570, 8770, 8870, 8970, 9100, 9200, 9300, 9400, 9300T, 9400T, 2010, 3010, 4010, 5010, 2520	\$50.00


Order No: WN-RE561117

Description	Retail
 Lights, Cab, LED Applications: 3020, 4020, 2510, 5020, 4520, 4000, 4320, 4620, 7020, 6030, 7520, 4030, 4230, 4430, 4630, 8430, 8630, 2940, 8850, 8450, 8650, 4040, 4240, 4440, 4640, 4840, 4050, 4250, 4450, 4650, 4850, 8440, 8640, 2140, 3040, 3140, 2350, 2550, 2750, 2950, 3150, 4350, 2955, 2755, 1355, 2555, 3155, 3055 Features: 9-32V, 18W Cree LED, Round Trapezoid, 1050 Effective Lumens Additional Models: 3255, 8560, 8760, 8960, 4055, 4255, 4455, 4555, 4755, 4955, 4560, 4760, 4960, 8570, 8770, 8870, 8970, 9100, 9200, 9300, 9400, 9300T, 9400T, 2010, 3010, 4010, 5010, 2520	\$50.00


Order No: WN-RE573609

Description	Retail
 Body LED Light Applications: 6170R, 6190R, 6210R, 610R, 6115R, 6125R, 6140R, 6150R, 6150RH, 6175R, 6195R, 6215R, 6110R, 6120R, 6130R, 6145R, 6155R, 6155RH, 7210R, 7230R, 7250R, 7270R, 7290R, 8245R, 8270R, 8295R, 8320R, 8345R, 8370R, 8320RT, 8345RT, 8370RT, 8335R, 7310R, 9370R, 9420R, 9470R, 9520R, 9570R Features: 3300 Lumens Additional Tractor Models: 9620R, 9470RT, 9520RT, 9570RT, 5085M, 5100M, 5115M, 5085E, 5100E; Additional Sprayer Models: R4030, R4045, R4023, R4038	\$95.00


Order No: WN-RE575338

Description	Retail
 Round LED light Applications: 7430, 7330, 7530, 7130, 7230, 6230, 6330, 6430, 6120, 6220, 6320, 6420, 6320L, 6420L, 6520L, 6215, 6415, 6615, 6715, 6115M, 6105M, 6125M, 6140M, 6150M, 6170M, 7420, 7520, 5220, 5320, 5420, 5520, 5603, 5101E, 5083E, 5093E, 5093EN, 5101EN, 5325, 5425N, 5525N, 5225, 5325, 5425, 5525 Features: 45w, 3000 Lumens 5625, 6110M, 6120M, 6130M, 3145M, 6155M, 6175M, 6195M Forage Harvester: 7200, 7300, 7400, 7500, 7700, 7800, 7950, 7200, 7300, 7400, 7500, 7700, 7800, 7250, 7350, 7450, 7550, 7750, 7850, 7180, 7280, 7380, 7480, 7580, 7780, 7980	\$69.00

Order No: WN-RE581074


Description	Retail
 LED Grille Light Applications: 9100, 9200, 9300, 9400, 9300T, 9400T Features: Square Front Grille Light, 2300 Lumens	\$79.00

Order No: WN-RE65222


Description	Retail
 LED Grille Light Applications: 9100, 9200, 9300, 9400, 9300T, 9400T Features: Hi-Lo Beam	\$65.00

**Lights: Switches**


Order No: WN-A4653R

Description	Retail
 Switch, Light, Lever Applications: M, 40, 50, 60, 70, 320, 330, 420, 430, 435, 440, 520, 530, 620, 630, 720, 730, 1020, 1520, 2020, 8430, 8630 Features: Without Hardware	\$8.70

Order No: WN-AR28401

Description	Retail
 Light Switch Applications: 1010, 1020, 1520, 1850, 2010, 2020, 2030, 3010, 3020, 4010, 4020, 300, 301, 310, 380, 400, 401, 410, 480, 480A, 480B, 500, 600, 760 Features: 12V, 4 Position, 2 Terminal, 1/2" Thread 1850 S/N 70301-, 2030 S/N -187300, 3010, 3020 S/N -067999, 4020 S/N -090999, 310 S/N -255718, OFF' is considered as 1 position, 6 Spade Terminals - 1/2" Threaded End	\$22.58

Order No: WN-AR28402

Description	Retail
 Light Switch Applications: 500, 600, 3010, 3020, 4010, 4020, 5010 Features: 12 Volt, 4 Positions 500-600 S/N -067999, 3020 S/N -067999, 4020 S/N -090999, 5010 S/N -004499	\$23.04

Order No: WN-AR41288

**Tractor: Electrical**

**Lights: Switches**

**Order No: WN-AR41288**



Description	Retail
Switch, Light Applications: 410B, 500C, 510, 510B, 600, 610B, 700A, 710B, 760A, 2510, 2520 Features: 6 Volt, 625 AMPS, 4 Positions, 1/2" Thread Diameter 410B S/N -711602, 510B S/N -711568, 600 S/N 91000-200999, 610B S/N -711715, 710B S/N -711715	\$26.08

**Order No: WN-AR48724**

Description	Retail
Switch, Light Applications: 2350, 2355, 2520, 2550, 2555, 2750, 2755, 2940, 2950, 2955, 3020, 3055, 3150, 3155, 3255, 4030, 4040 Features: 12 Volt, 4 Positions, Terminal Code 2, 1/2" Thread Diameter 2940 w/ Sound-Gard Body, 3020 S/N 150001-	\$37.25

**Order No: WN-AR66478**

Description	Retail
Switch, Light Applications: 830, 1020, 1030, 1120, 1130, 1530, 1620, 1641F, 1830, 2030, 2040, 2130, 2150, 2155, 2240, 2255, 2350, 2355, 2440, 2550, 2630, 2640, 2750, 2755 Features: 12 Volt, 5 Position	\$41.00

**Order No: WN-R27963**



Description	Retail
Light Switch Knob Applications: 1010, 2010, 2510, 2520, 4000, 4010, 4020, 4520, 5010, 5020, 6030 Features: 2520 s/n -22000, 4000 s/n -25000, 4010 s/n -250000, 4020 s/n -250000, 4520 s/n -142449	\$16.50

**Lights: Warning Lamps**

**Order No: WN-355914R91**



Description	Retail
Light, Red Jewel Applications: A, AO, AR, B, D, G, H Features: Rear, 6 Volt, Rotary Switch, Zinc Finish A s/n 477000-583999, AO And AR s/n 272000-, B s/n 96000-200999, D s/n 186752-, G s/n 13000-25999, H s/n 27000-	\$87.50

**Order No: WN-373306R92**



Description	Retail
Light, Rear, with Red Jewel Light Applications: A, AO, AR, B, D, G, H Features: 12 Volt, with Rotary Switch, Zinc Finish A S/N 477000 - 583999, AO, AR S/N 272000-, B S/N 96000-200999, D S/N 186752-, G S/N 13000-25999, H S/N 27000-	\$87.50

**Order No: WN-537328R1**



Description	Retail
Light, Fender/Cab, Warning Applications: Fits Various Models Features: Square, Red and Amber Lens, w/Amber Side Markers, 12 V	\$38.50

**Order No: WN-70225038**



Description	Retail
Light, Rear Applications: G, B, M, MI, MT, A, R Features: "Bullet-Style", Red Glass Lens, 12 Volt Bulb G S/N 26000-, (B, M, MI, MT all S/N 201000-), (A, R both S/N 584000-)	\$49.75

**Order No: WN-AR60250**



Description	Retail
LED Cab Roof Warning Light Applications: 1020, 2020, 1520, 2030, 4030, 4230, 4430, 4630, 2630, 8430, 8630, 2440, 2640, 2940, 2040, 2240, 1050, 8450, 8650, 8850, 850, 1250,	\$39.00

1450, 1650, 4040, 4240, 4440, 4640, 4840, 4050, 4250, 4450, 4650, 4850, 8440, 8640, 8560, 8760, 8960, 870, 970, 1070, 4055, 4255, 4455, 4555, 4755, 4955

Features: For Cab and Canopy Models Additional Models: 7600, 7700, 7800, 5200, 5300, 5400, 5500, 4560, 4760, 4960, 8570, 8770, 8870, 8970, 7200, 7400, 7210, 7410, 7510, 7610, 7710, 7810, 5210, 5310, 5410, 5510, 5105, 5205, 990, 820, 1530, 2840, 2150, 2255, 2140, 2350, 2550, 2750, 2950, 31150, 2955, 2755, 2355, 2555, 2155, 2355N, 3155, 3055, 3255, 6200, 6300, 6400, 6500, 6110, 6210, 6310, 6410, 6110L, 6210L, 6310L, 6410L, 6510L, 6405, 6605, 7405, 6105D, 6115D, 6105E, 6120E, 7505, 6403, 6603, 7220, 7320, 7420, 7520, 5220, 5320, 5420, 5520, 5065M, 5075M, 5085M, 5095M, 5095MH, 5105M, 5225, 5325, 5425, 5525, 5625, 5085M, 5100M, 5100MH, 5115M, 5085E, 5100E, 5115M, 5085E, 5100E, 5045E, 5055E, 5065E, 5075E, 5075M, 5085M, 5100M, 5115M, 5100MH, 5085E, 5100E, 5100ML, 5115ML

**Order No: WN-AR78825**

Description	Retail
LED Cab Tail Light Applications: 3020, 4020, 2510, 5020, 4520, 4000, 4320, 4620, 7020, 6030, 7520, 4030, 4230, 4430, 4630, 8430, 8630, 2940, 8850, 8450, 8650, 4040, 4240, 4440, 4640, 4840, 4050, 4450, 4650, 4850, 8440, 8640, 2140, 3040, 3140, 2350, 2550, 2750, 2950, 9900, 484, 9910, 9940, 9920, 9950, 7445, 930, 9960 Features: Red, 3 Watt Lights, 10-30 Volt Systems Additional Models: Cotton Picker: 9965, 9970 Sprayer: 6000, 6100, 6500, 6600, Forage Harvester: 5440, 5460, 5720, 5820, Industrial: 500B	\$45.00

**Order No: WN-BRE10043**

Description	Retail
Beacon Light Kit Applications: 7210R, 7230R, 7250R, 7270R, 7290R, 8245R, 8270R, 8295R, 8320R, 8345R, 8370R, 8320RT, 8345RT, 8370RT, 8335R, 7310R, 9370R, 9420R, 9470R, 9520R, 9570R, 9620R, 9470RT, 9520RT, 9570RT, 8295R, 8320R, 8335R, 8370R, 9470RX, 9520RX, 9570RX, 9620RX, 8400R Features: RH Side, Beacon, Bracket, Wiring	\$175.00

**Order No: WN-JDS318V12**

Description	Retail
Light, Rear, Assembly, 12 Volt, Without Switch Applications: 50, 60, 70, 70D, 80, 520, 530, 620, 630, 720, 720D, 730, 730D, 820, 830, 1020, 2010, 2020, 2030, 2355, 2440, 2510, 2520, 2555, 2630, 2640, 2755, 2840, 2855, 2940, 2955, 3010, 3020, 4000, 4010, 4020, 4320, 4520, 4620 Features: Combo/Red Dot, Back Post Installs On Back Of Seat	\$70.00

**Order No: WN-JDS476**

Description	Retail
Light, Rear, Assembly Applications: A, B, G, R Features: Red Dot Light Assembly, 4.75" Dia Lens, Includes Switch & Lever	\$87.50


**Order No: WN-LED1156**

Description	Retail
Light, Cab, LED - Current Inventory Only Applications: 2010, 2240, 2440, 2520, 2640, 2940, 3010, 3020, 4000, 4010, 4020, 4040, 4050, 4240, 4250, 4440, 4520, 4640, 4840, 5010, 5020, 650, 750, 850 Features: 2 Pack of 1156 Dome and Flasher LED Bulb	\$5.00

**Tractor: Electrical**


**Lights: Warning Lamps**

Order No: WN-WL810

Description	Retail
 Lights, Cab, Warning Applications: 1020, 1520, 2020, 2030, 2150, 2350, 2355, 2440, 2520, 2630, 2640, 2750, 2950, 2955, 3020, 4000, 4020, 4320, 4620, 820, 920 Features: Fender Mount Warning Light	\$35.00


**Module: Other**

Order No: WN-HP9001

Description	Retail
 Engine Performance Module Applications: 6710, 6750, 6810, 6850 - Forage Harvester, 9200, 9220, 9300, 9320, 9400, 9420, 9520, 9620 Features: 10.5L and 12.5L John Deere 10 To 30% Increase	\$825.00

**Starter: Assembly**


Order No: WN-0-001-230-002

Description	Retail
 Starter Applications: 6605, 6615, 6715, 7420, 7520 Features: 12 Volt, Bosch	\$210.00


Order No: WN-1107350

Description	Retail
Starter Applications: 3010, 3020, 4000, 4010, 4020, 105, 7700 Features: 12 Volt, Gas, Delco Remy	\$153.00


Order No: WN-1113190

Description	Retail
 Starter Applications: 3010, 3020, 4010, 4020 Features: 24V, Delco, Diesel, CW Rotation, 10 Teeth 4020 S/N -200999	\$383.36


Order No: WN-1113690

Description	Retail
 Starter Applications: 3010, 3020, 4000, 4010, 4020, 4030, 4430, 4520, 4620, 4320, 7020, 8430 Features: 12 Volt, Diesel, Delco	\$276.00


Order No: WN-164466AS

Description	Retail
 Starter Applications: 3010, 3020, 4020 Features: 12V, CW 10 Teeth, OSGR, Delco, Diesel 3020 S/N -123000, 4020 S/N -201000	\$155.00


Order No: WN-1990337

Description	Retail
 Starter Applications: 8960, 8970 Features: 12 Volt, Diesel, Delco, 11 Tooth, 42MT Series	\$333.00

Order No: WN-228000-6530

Description	Retail
 Starter Applications: 7610, 7710, 7720, 7810, 7820, 7920, 8100, 8110, 8120, 8200, 8210, 8220, 8300, 8310, 8320, 8400, 8410, 8420, 8520, 9100, 9120, 9200, 9220, 9300, 9320, 9400, 9420, 9520, 9620, 1450, 1550, 9400, 9410, 9450, 9510, 9510SH, 9550, 9550SH, 9560, 9560SH, 9560STS, 9560CTS, 9610, 9640, 9660 Features: 12V, Nippondenso, Gear Reduction, 11 Teeth, CW Additional Models: 9660CTS, 9660STS, 7610 SN -089999	\$295.00


Order No: WN-246-25111

Description	Retail
 Starter Applications: 2040, 2150, 2155, 2240, 2355, 2555, 2630, 2640, 2755, 2840, 2950, 2955, 6200, 6300, 6400, 6500 Features: Niko, 12 Volt	\$134.00


Order No: WN-AKT0018

Description	Retail
Alternator and Starter Kit Applications: 3010, 3020, 4010, 4020 Features: Converts 24V to 12V, CW Rotation, Uses Gear Reduction Starter	\$460.00


Order No: WN-D8200433

Description	Retail
 Starter, Gear Reduction Applications: 5020, 6030, 7520, 8630, 8650, 8760 Features: 12V, CW Rotation, 12 Teeth, 7.2KW, Delco 5020 S/N 25000-	\$278.00


Order No: WN-M809215

Description	Retail
 Starter Applications: 4010, 4100, 4110, 1420, 1435, 1445, 2020 PROGATOR, 2030 PROGATOR, 4X2 HPX GATOR, 4X4 HPX GATOR, 6X4 DIESEL GATOR Features: 12 Volt, 9 Teeth, Clockwise Rotation, Nippon Denso	\$96.00


Order No: WN-RE239087

Description	Retail
 Starter Applications: 1020, 1030, 1130, 1520, 1530, 1550, 1630, 1750, 1830, 1850, 1850N, 2020, 2030, 2040, 2130, 2240, 2440, 2640, 2630, 2510, 2520, 2940, 2150, 2255, 2350, 2550, 2750, 2840, 2950, 3150, 5200, 5300, 5400, 5400N, 5500, 5500N, 6200, 6300, 6200L, 6300L, 6400L, 6500L, 820, 830, 930, 4400, 4425 Features: Delco, 12V, CW, 10 Teeth Additional Models: Combine: 4425, 4435, 6600, 95, Cotton Picker: 499, 699, 7445, 484, 9910, 9900, Industrial: 210C, 300, 300B, 300D, 301, 301A, 302, 302A, 310, 310A, 310B, 310C, 310D, 315C, 315D, 350, 350B, 380, 400, 400G, 401, 401B, 401C, 410, 410A, 450B, 450E, 455E, 480, 480A, 480B, 480C, 482C, 510C, 540A, 610C, Sprayer: 600, 6000, 700, 734, Windrower: 2420, 3430, 3830, 880	\$149.00


Order No: WN-RE41749

Description	Retail
 Starter Applications: 955, 1030, 1120, 1130, 1530, 1630, 2030, 2120, 2130, 2440, 2940, 3030, 3040, 3130, 3140, 5620, 6200, 6200L, 6300, 6300L, 820, 930, 5010, 5020, 2940, 2840 Features: 12 Volt, 10 Teeth, Clockwise Rotation, Bosch (3040, 34140 S/N -429999)	\$140.00

Order No: WN-RE41875

Description	Retail
 Starter Applications: 4520, 3020, 4000, 4020, 4320, 4620, 7020, 4030, 4230, 4430, 4630, 8430, 8450, 4040, 4240, 4440, 4640, 4840, 4050, 4250, 4450, 4650, 4850, 8440, 8560, 4755, 4955, 6600, 6602, 6620, 6622, 7700, 7720, 8820, 9500, 9500SH, 9600, 444, 444C, 444CH, 444D, 500, JD444A, JD500B, 500C, 544C, 644C Features: 12 Volt, Nippondenso, CW Rotation, 11 Teeth Industrial: 644C, 644D, 544E, 624E, 644E Forage Harvester: 5200, 5400, 5440, 5460, 5720	\$295.00

Order No: WN-RE46608

Description	Retail
 Alternator Applications: 7600, 7700, 7800, 8100, 8200, 8300,	\$175.00

John Deere®




**Tractor: Electrical**

**Starter: Assembly**


**Order No: WN-RE46608**

8400, 9100, 9200, 9300, 9400, 8100T, 8200T, 8300T, 8400T, 7610, 7710, 7810, 9300T, 9400T, 8110, 8210, 8310, 8410, 8110T, 8210T, 8310T, 8410T, 9120, 9220, 9320, 9320T, 9420T, 9520T, 4700, 4710  
Features: 12V, 140A

**Order No: WN-RE502196**


Description	Retail
 Starter Applications: 5105, 5200, 5205, 5210, 5220, 5300, 5310, 5310N, 5320, 5320N, 5400	\$195.00

**Order No: WN-RE515843**


Description	Retail
 Starter Applications: 98660STS, 7760, 670, 6850, 730, 7350, 7400, 7450, 7500, 7550, 7700, 7750, 644B, 646, 744H, 824K, 844K, 5010, 5020, 6030, 750, 8450, 8630, 8650, 8760, 8770, 8870, 9200, 9220, 9300, 9300T, 9320, 9320T, 9400, 9400T, 9420, 9420T, 9430, 9430T, 9520, 9520T, 9530, 9530T, 9620, 9620T	\$342.00

Features: 12V, CW, Delco


**Order No: WN-RE519975**

Description	Retail
 Starter Applications: 5410, 5415, 5415H, 5415N, 5420, 5420N, 5510, 5510N, 5520, 5520N, 5615, 5715, 5715HC, 6120, 6120L, 6215, 6220, 6220L, 6320, 6320L, 6415, 6420, 6420L, 6520L Features: 12V, 3.0kW, CW Rotation, 11 Teeth	\$287.00


**Order No: WN-RE533976**

Description	Retail
 Starter Applications: 5103, 5203, 5303, 5403, 5045D, 5045E, 5055D, 5055E, 5065E, 5075E Features: 12V, CW Rotation, 10 Teeth, Bosch	\$142.00


**Order No: WN-RE539584**

Description	Retail
 Starter Applications: S680, S680 STS, 9430, 9530, 9630, 9330, 9410R, 9430, 9430T, 9460R, 9460RT, 9510R, 9510RT, 9530, 9530T, 9560R, 9560RT, 9630, 9630T Features: 12V, CW Rotation, 11 Teeth, Denso	\$249.00


**Order No: WN-RE59588**

Description	Retail
 Starter Applications: 6100D, 6110D, 6115D, 6125D, 6130D, 6140D4890, 4895 Features: 12 Volt, CW, 10 Teeth, Denso, 4039 And 4045 Engines	\$210.00

**Order No: WN-RE62916**

Description	Retail
 Starter Applications: 3300, 4400, 4420, 6600, 9900, 9930, 355D, 2270, 2280, 2360, 2420, 3420, 3830, 1020, 1520, 1530, 2020, 2030, 2240, 2440, 2630, 2640, 400, 5200, 5300, 5400, 5500, 5500N, 329 Features: Delco, CW, 10 Teeth, 12V, Gear Reduction 7400 S/N 1001-, 1530 S/N -152929, 2240 S/N -349999, 2640 S/N -340999, 5200 S/N -281563, 5300 S/N -239491, 5400 S/N -281563	\$128.00


**Order No: WN-RG60654**

Description	Retail
 Starter Applications: 3120, 3320, 3520, 3720, 4200, 4300,	\$123.00


4310, 4410

Features: Denso, 12V, CW, 13 Teeth, Yanmar Engines


**Order No: WN-SAB0043**

Description	Retail
 Starter Applications: 212 Features: 12 Volt, CCW Rotation, 10 Tooth 212 Lawn Mower	\$74.50


**Order No: WN-SBO0099**

Description	Retail
 Starter Applications: 105, 3010, 3020, 4000, 4010, 4020, 7700 Features: 12V, CW, 9 Teeth, Gear Reduction, Bosch	\$198.00


**Order No: WN-SBO0260**

Description	Retail
 Starter Applications: 6600, 6602, 6620, 7700, 3010, 4000, 4010, 4020, 4040S, 4240S, 8430, 8440, 8450 Features: 12V, 10 Teeth, CW, Bosch	\$210.00


**Order No: WN-SND0290**

Description	Retail
 Starter Applications: 180, 185, 260, 265, 325, F525, F710, GS25, GS30, GS45, GS75, GT262, GT275, HD445, HD75, LX186 Features: 12 Volt, 9 Teeth, Counterclockwise Rotation	\$94.00

**Order No: WN-SND0363**

Description	Retail
 Starter Applications: 324, 330B, 335, 335C, 4990, 6700, 7455, 7460, 9935 Features: 12 Volt, 11 Tooth, Clockwise Rotation, Nippon Denso	\$198.00


**Order No: WN-SND0370**

Description	Retail
 Starter Applications: 750, 750B Features: 24 Volt, 11 Tooth, Clockwise Rotation, Gear Reduction	\$190.00


**Order No: WN-TY16172**

Description	Retail
 Starter, Conversion Kit Applications: 3010, 3020, 4010, 4020 Features: Converts from 24V to 12 V System Includes 12 Volt Starter, 12 Volt 1-wire Alternator, Alternator Mounting Bracket, Wire & Cable Kit, Solenoid, Instruction Sheet	\$460.00


**Order No: WN-TY26037**

Description	Retail
 Starter Applications: 400, 1020, 1520, 2020, 2510, 2520, 3300 Features: 12 Volt, Delco, 10 Teeth, CW Rotation 1109421, 1109576, 12301485, 323652	\$184.00

**Order No: WN-TY6697**

Description	Retail
 Starter Applications: 8640, 8650 Features: CW Rotation, 12 Teeth, 12 V, Delco	\$328.00

**Order No: WN-TY6790**

Description	Retail
 Alternator Applications: 3020, 4030, 4230, 4320, 4430, 4620, 4630, 4650, 4000, 4020, 4040, 4050, 4240, 4250, 4440, 44450, 4640, 4840, 7020, 8430, 8630, Features: 100 Amp, 3 Wire	\$119.00

John Deere®

**Tractor: Electrical**

**Starter: Drive**

Order No: WN-1874133

Description	Retail
Starter, Drive	\$31.60
Applications: 60, A	
Features: 12 Volt, 10 Teeth	

Order No: WN-1909771

Description	Retail
Starter, Drive	\$43.74
Applications: 50, B	
Features: Extended Shaft, 9 Tooth	

Order No: WN-AA3398R



Description	Retail
Starter, Drive	\$30.75
Applications: B	
Features: 10 Tooth, Bendix Original Spring Style	

Order No: WN-ABC547

Description	Retail
Starter, Drive	\$51.75
Applications: A, AN, ANH, AW, AWH, BO, BR	
Features: 10 Teeth, 6 Volt	

Order No: WN-AR54923

Description	Retail
Starter, Drive	\$33.97
Applications: 3300, 4420, 6600, 1020, 1520, 1530, 2020, 2030, 2040, 2440, 2510, 2520, 2630, 2640, 8300, 9900, 9910, 4400	
Features: 10 Teeth	

**Starter: Related Parts**

Order No: WN-AR11120

Description	Retail
Starter, Armature	\$63.50
Applications: 3010, 3020, 4010, 4020, 620, 630, 70	
Features: 12/24 Volt, CW, Delco	

**Starter: Solenoid**

Order No: WN-7-940

Description	Retail
Solenoid	\$28.50
Applications: 530	
Features: 12 Volt	

Order No: WN-99-668220

Description	Retail
Starter, Solenoid	\$140.00
Applications: 8630, 8640, 8650	
Features: 12 Volt, Nippondenso	

Order No: WN-AL55046

Description	Retail
Starter, Solenoid	\$23.50
Applications: 2030, 2040, 2040S, 2130, 2140, 2150, 2155, 2240, 2255, 2350, 2355, 2355N, 2550, 2555, 2750, 2755, 2840, 2855, 2855N, 2940, 2950, 2955, 3030	
Features: For Bosch Starters	

Order No: WN-AR90074

Description	Retail
Starter, Solenoid	\$36.50
Applications: 3020, 4000, 4020, 4030, 4040, 4050, 4055, 4230, 4240, 4250, 4255, 4320, 4350, 4430, 4440, 4450, 4455, 4520, 4555, 4560, 4620, 4630, 4640, 4650, 4755, 4760, 4840, 4850, 4955, 4960, 7020, 7700, 7710, 7800, 7810, 8100, 8200, 8300, 8430, 8440, 8450, 8560, CTS, 9650, 9600, 9500, 9400, 8820	
Features: Additional Combine Models: 7722, 7720, 7700, 6622, 6620, 6602, 6600, 2066, 2064, 2058, 2056, 1085 Industrial Additional Models: 340D, 344E, 410B, 410C, 410D, 415B,	

440D, 444, 444C, 444D, 444E, 444G, 448D, 500A, 500B, 500C, 510, 510B, 510C, 510D, 515B, 544, 544D, 544E, 544G, 550, 550A, 550B, 555, 555A, 555B, 555G, 570, 570A, 610B, 610C, 624G, 640, 640E, 643, 643D, 644, 644A, 644C, 644D, 646, 646C, 650G, 690, 690A, 690B, 693, 693B, 710B, 710C, 710D, 740, 740A, 743, 743A, Fits Allis Chalmers: 4W-220, 7030, 7040, 7045, 7050, 7060, 7080, 7580, 8030, 8050, 8070

Order No: WN-RE13732



Description	Retail
Starter Solenoid	\$30.50
Applications: 3020, 4000, 4020, 4030, 4040, 4050, 4230, 4240, 4250, 4320, 4430, 4440, 4620, 4630, 4755, 4840, 7020, 8430, 8440, 8450, 8560, 8760, 8960, CTS, 1085, 2056, 2058, 2064, 2066, 6600, 6602, 6620, 6622, 7700, 7720, 7722, 8820, 9400, 9500, 9600, 9650, 5200, 5400, 5420, 5440, 5720, 5730, 5830	
Features: Nippondenso 12 Volt, 3 Terminal Solenoid for Direct Drive Fits John Deere Engine(s) 6059, 6068, 6076, 6466A, 6466D, 6466T Additional Models: Fits John Deere Harvester(s) 5200, 5400, 5420, 5440, 5720, 5730, 5830, 9930, 9940, 9950, 9960, 9965 Fits John Deere Industrial 340D, 344E, 410B, 410C, 410D, 415B, 440D, 444, 444C, 444D, 444E, 444G, 448D, 500A, 500B, 500C, 510, 510B, 510C, 510D, 515B, 544, 544D, 544E, 544G, 550, 550A, 550B, 555, 555A, 555B, 555G, 570, 570A, 610B, 610C, 624G, 640, 640E, 643, 643D, 644, 644A, 644C, 644D, 646, 646C, 650G, 690, 690A, 690B, 693, 693B, 710B, 710C, 710D, 740, 740A, 743, 743A, Replaces Denso Mfg. nos 053400-1560, 046500-0010, 053400-1720, 053400-2740, 053400-2870, 053400-3490, 053400-3570, 053400-4530, 053400-6030, LA046500-0010 Replaces Denso Starter nos 028000-3290, 028000-3291, 028000-3292, 128000-0770, 128000-0771, 128000-0772, 028000-3970, 028000-3971, 028000-4930	

Order No: WN-RE42777



Description	Retail
Starter Solenoid	\$52.00
Applications: 4055, 4255, 4455, 4555, 4560, 4755, 4760, 4655, 4755, 4955, 4960, 7200, 7210, 7300, 7400, 7410, 7500, 7510, 7600, 7700, 7800, 8100, 8200, 8300, 8400, 8560, 8760, 8960, 9100, 9120, 9200, 9220, 9300, 9320, 9400, 9420, 9500, 9520, 9600, 9620, CTS, 9400, 9500, 9600	
Features: Denso Style, 12 Volt, 4 Terminal Additional Models Fits John Deere Harvester(s) 5730, 5830, 6610, 6650, 6710, 6750, 6810, 6850, 6910, 6950, 7200, 7300, 7400, 7445, 7450, 7500, 9930, 9960, 9965 Fits John Deere Sprayer(s) 4700 Replaces Denso Mfg. nos 053400-9890, 053400-9891 Replaces Denso Starter nos 128000-5970, 128000-5971, 128000-5972, 128000-5973, 128000-7230, 128000-7231, 128000-7250, 128000-7251, 128000-7252, 228000-0520, 228000-2360, 228000-2370, 228000-2380, 228000-2381, 228000-4600, 228000-4601, 228000-4630, 228000-4631, 228000-4690, 228000-4700, 228000-5360	

Order No: WN-SDR6004



Description	Retail
Starter, Solenoid	\$21.50
Applications: 500A, 500B, 600, 3020, 4010, 4020	
Features: 24 Volt 4 Terminal 3020 S/N -122999, 4020 S/N -200999, Replaces Delco Remy Mfg. numbers 1115513, 1114322, 1115543, 1115583, 1115855, 1115888, 1119855, 1119888 Replaces Delco Remy Starter numbers 1993955, 10478814, 1113135, 1113147, 1113148, 1113190, 12301359, 1993711, Replaces Mfg. numbers 6640-164, 24 Volt, 4 Terminal, Insulated Base, For Delco 30MT	

John Deere®


**Tractor: Electrical**

**Starter: Solenoid**

**Order No: WN-SDR6004**

Series Direct Drive Starters, Battery Terminal: 3/8-16, Motor Terminal: 3/8-16, Switch Terminal: 8-32 Stud (Right Hand), Ground Terminal: 8-32 Stud (Left Hand)


**Order No: WN-SDR6006**

Description	Retail
 Solenoid Applications: 2840, 3020, 4000, 4020, 4030, 4040, 4050, 4230, 4240, 4250, 4320, 4430, 4440, 4450, 4520, 4555, 4620, 4630, 4640, 4650, 4755, 4840, 4850, 4955, 5200, 6600, 7020, 7700, 8430, 8440, 8450, 8560, 8570, 8640, 8650, 2064, 2066, 2264, 2266, 6600, 6602, 6620, 7700, 7720, 8820, 544E, 544G, 624G Features: Use WN-SDR6006 643, 643D, 644C, 644D, 693B	\$31.25

**Order No: WN-SDR6053**


Description	Retail
Starter, Solenoid Applications: 5020, 6030, 7520, 8450, 8630, 8640, 8650, 8850, JD644B, JD646, JD646B, JD760A, 770A, 772A, 5200, 5400 Features: 12 Volt, For Delco Starters 1114191, 1114831, 1114166 5020 S/N 025000-	\$44.25

**Order No: WN-SDR6058**

Description	Retail
 Starter, Solenoid Applications: 3300, 4400, 4420, 6600, 9900, 9910, 9920, 7440, 1010, 1020, 1520, 1530, 2010, 2020, 2030, 2040, 2240, 2420, 2440, 2510, 2520, 2630, 2640, 401B Features: Use With Delco Starters	\$14.00

**Starter: Switch**


**Order No: WN-820052**

Description	Retail
 Switch, Starter Applications: A, B, G, R, 50, 60, 70	\$14.00

**Order No: WN-A4699R**

Description	Retail
 Switch, Ignition Applications: A, B, BN, BNG, G, GN, GW, 80, 420, 820, 830 Features: Key Switch, 2 Screw Terminals, 7/8" Threaded Stem A (S/N 662874-), B (S/N 268820-), G (S/N 46501-)	\$36.75


**Order No: WN-AA5071R**

Description	Retail
 Switch, Ignition and Light Applications: M, MC, MI, MT, 40, 50, 60, 70, 320, 330, 420, 430, 435, 440, 620 Features: 12 Volt, Without Lever (M, MC, MI, MT, All With Regulator), 50 S/N -5021479, 60 S/N -6025999, 70 Gas, 320, 330, 420, 430, 435, 440, 620 S/N 6223000-	\$41.75


**Order No: WN-AL19890**

Description	Retail
Starter, Switch Applications: 820, 830, 920, 930, 1020, 1030, 1120, 1130, 1630, 1830, 2020, 2030, 2120, 2130, 3030, 3120, 3130 Features: With 2 Keys	\$27.54


**Order No: WN-AR11115R**

Description	Retail
 Switch, Starter Applications: 50, 60, 70, 70D, 520, 620, 620, 720 Features: Push Button Style, With Side Screw 50 S/N 5021480-, (60, 70 Both Propane Only), 70D S/N -7031299, 620 Orchard S/N -6222999	\$8.50


**Order No: WN-AR20430**

Description	Retail
 Switch, Combination Ignition and Light Applications: 530, 630, 730 Features: 12 Volt	\$20.71


**Order No: WN-AR20444**

Description	Retail
 Switch, Combination Ignition and Light Applications: 720, 730, 840 Features: 24 Volt, 8 Spade/Screw Terminals, W/O Lever, Electric Start	\$77.50


**Order No: WN-AR26528**

Description	Retail
 Ignition Switch Applications: 1010, 2010, 3010, 4010, 3020, 4020 Features: Gas, LP 1010 S/N -51039, 2010 S/N -055380, 3020 S/N 067999, 4020 S/N 090999	\$46.25


**Order No: WN-AR26557**

Description	Retail
 Key Switch Applications: 3020, 4010, 4020, 5010, 8020 Features: 6 Terminal, 3 Position, 2 Keys 3020 Diesel S/N -67999, 4020 Diesel S/N -90999, 5010 S/N -7999	\$52.50

**Order No: WN-AR39505**

Description	Retail
 Switch, Ignition Applications: 2510, 3020, 4020, 5010, 5020, 500, 500A Features: 6 Spades in Back, Keys Included 3020 S/N 68000-12299, 4020 S/N 091000-200999, 5010 S/N 008000-, 5020 S/N -024999, 500 S/N 068000-, 500A S/N -123113	\$27.39


**Order No: WN-JDS980**

Description	Retail
 Switch, Combination Ignition and Light Applications: 50, 60, 70, 520, 620, 720 Features: 12 Volt, 6 Screw Type Terminals, Without Lever	\$62.50

**Order No: WN-M379T**

Description	Retail
Starter, Lever Applications: M, MC, MI, MT Features: Bare Steel	\$18.75

**Order No: WN-SDR6003**

Description	Retail
 Solenoid, Switch Applications: 620, 630, 720, 730, 3020, 4000, 4020, 4030, 4040, 4230, 4240, 4320, 4430, 4440, 4520, 4620, 4630, 4640, 4840, 5010, 5020, 6030, 7020, 7520, 8430, 8440, 8450, 8560, 8570, 105, 2064, 2066, 2264, 2266, 6600, 6602, 7700, 5200, 5400, 444C, 500B, 500C, 510, 544E, 544G, 570, 570A, 600, 624G Features: Diesel, Used w/ Delco Starters 1113402 or 1113672 3020 S/N 123000-, 4000 S/N 201000-, 4020 S/N 201000-, 643D, 644, 644A, 644C, 644D, 646, 690, 690A, 690B, 693B	\$26.25


**Wiring Harness: Main**

**Order No: WN-R6668**

Description	Retail
Wiring Harness Kit Applications: 620 Features: Complete Original Style	\$290.00

**Wiring Harness: Other**

**Order No: WN-ABC389**

Description	Retail
 Fuse Holder Applications: 50, 60, 70, 70D, 320, 330, 420, 430, 435, 440, 520, 530, 620, 630, 720, 720D, 730,	\$13.00



**Tractor: Electrical**

**Wiring Harness: Other**

Order No: WN-ABC389

730D

Features: Rated At 20 Amp, Fits In 1/2" Hole

Order No: WN-JDS920



**Description**

Wiring Harness, Headlight  
Applications: 530, 630, 730, 520, 620, 720  
Features: For 4 Light Flat Top Fenders Serviceable for 520, 620, 720

**Retail**  
\$126.00

**Tractor: Engines & Related Parts**

**Air Cleaners: Assemblies**

Order No: WN-1-046-000

**Description**

Air Cleaner, Precleaner, Turbo II  
Applications: 3255, 4010 with Turbo, 4020 with Turbo, 4050, 4250, 4255, 4320, 4430, 4440, 4450, 4455, 4520, 4555, 4560, 4620, 4630, 4640, 4650, 4755  
Features: Model 46, 350-700 CFM, 4"-4 1/2" Intake  
Additional Applications: 4760, 4840, 4850, 4955, 4960, 5010 with Turbo, 5020 with Turbo, 6620, 7020, 7200, 7400, 7600, 7700, 7700 Turbo, 7720, 7800, 8450, 8630, 8640, 8650, 8760, 8820, 9940

**Retail**  
\$465.00

Order No: WN-1-046-001

**Description**

Air Cleaner, Precleaner, Turbo II  
Applications: 3255, 4055, 4250, 4255, 4440, 4450, 4455, 4555, 4560, 4630, 4640, 4650, 4755, 4760, 4840, 4850, 4955, 4960, 7020, 7200, 7400, 7520, 7600, 7700  
Features: Model 46, 350-700 CFM, 5" Intake  
Additional Applications: 7800, 8450, 8560, 8630, 8640, 8650, 8760

**Retail**  
\$397.00

**Air Cleaners: Related Parts**

Order No: WN-1-200-166

**Description**

Air Cleaner Adapter, Turbo II  
Applications: 4430, 4440, 4640, 6620, 7720  
Features: Goes From 4" to 4.5"

**Retail**  
\$8.00

Order No: WN-ABC484



**Description**

Air Cleaner, Pre Cleaner, Bowl  
Applications: 320, 330, 420, 430, 440, 1010, 1020, 1520, 2020  
Features: 5-1/2" O.D. Top, 5" O.D. Bottom 440 S/N -448000

**Retail**  
\$37.00

Order No: WN-AM467T



**Description**

Air Cleaner, Cap  
Applications: M, MC, MI, MT, 40, 320, 330, 420, 430, 1010 Gas

**Retail**  
\$38.00

Order No: WN-AR21790R



**Description**

Air Cleaner, Precleaner, Screen  
Applications: 520, 530, 620, 630, 720, 730, 2510, 2520, 3010, 3020, 4000, 4010, 4020  
Features: 5-1/4" x 19-3/8", For 7" Diameter Precleaner Bowls

**Retail**  
\$49.25

Order No: WN-AZ24175

**Description**

Air Cleaner, Pre Cleaner, Assembly  
Applications: 2140, 2650, 2650N, 2850, 3030, 3040, 3050, 3130, 3140, 3350, 3640  
Features: 10.433" Bowl Dia, 3.15" Inlet, 5.512" Body Height

**Retail**  
\$52.86

Order No: WN-L29373

**Description**

Air Cleaner, Hose, Suction Click to enlarge image  
Applications: 820, 830, 920, 930, 1020, 1030, 1120, 1130, 1530, 1630, 1830, 2030, 2130, 2040, 2240  
Features: Diameter A=2.75", B=2.00" 2130 S/N 115792-292145, 2240 S/N -349999

**Retail**  
\$29.46

Order No: WN-R28794



**Description**

Air Cleaner, Precleaner, Bowl  
Applications: 50, 60, 70, 420, 430, 520, 530, 620, 630, 720, 730, 1010, 1020, 1520, 1530, 2010, 2020, 2030, 2040, 2240, 2440, 2510, 2520, 2530, 2550, 2555, 2630  
Features: A=7.25", B=3.5", C=3", D=4.125"

**Retail**  
\$5.25

Order No: WN-R28795



**Description**

Air Cleaner, Precleaner, Bowl  
Applications: 2750, 3150, 3155, 4000, 4010, 4020, 5010, 5020, 6030  
Features: A=10.5", B=5.562", C=3", D=4"

**Retail**  
\$9.00

Order No: WN-R39827



**Description**

Air Cleaner, Pre-Cleaner, Dry Air Dust Bowl  
Applications: 4000, 4020, 600  
Features: 4" Tall, 9-1/8" ID, For Diesel Tractors

**Retail**  
\$74.00

Order No: WN-R57119

**Description**

Air Cleaner, Pipe, Grommet  
Applications: 820, 830, 2030, 2040, 2150, 2155, 2240, 2255, 2350, 2355, 2440, 2550, 2630, 2640, 2750, 2840, 2940, 2950, 3150, 4000, 4020, 4030, 4230  
Features: 4020 Diesel

**Retail**  
\$17.00

**Blocks & Components: Blocks, Timing, and Related**

Order No: WN-5B360



**Description**

Block, Heater  
Applications: A, B, G, H, R, 50, 520, 530, 60, 620, 630, 70, 720, 730, 80, 820, 830  
Features: Replaces Drain Plug In Cylinder Head

**Retail**  
\$56.74

Order No: WN-AR50518



**Description**

Block, Heater  
Applications: 4000, 4020, 4040, 4230, 4240, 4320, 4430, 4440, 4520, 4620, 4630, 4640, 4840, 5020, 6030, 7020, 8430, 8440, 8630, 8640, 6620, 7700, 7720, 8820  
Features: 1000 Watt, 120 Volt

**Retail**  
\$92.54

Order No: WN-AT85174



**Description**

Oil Pressure Sensor Switch  
Applications: 1020, 1520, 1640, 2020, 2040, 2140, 2150, 2255, 2155, 2350, 2355, 2550, 2555, 2640, 2750, 2840, 2940, 2950, 2955, 3020, 3040, 3140, 3055, 3050, 3150, 3155, 3255, 3350, 3640, 3650, 4000, 4010, 4020, 4320, 4520, 4620, 5010, 5020, 5103, 5200, 5203, 5210, 5220, 5300, 5303, 5310, 5320, 5400  
Features: Additional Models: 5403, 5410, 5420, 5500, 5510, 5520, 5605, 5705, 6030, 6100, 6110, 6110L, 6120, 6120L, 6200, 6200L, 6210, 6210L, 6215, 6220, 6220L, 6300, 6300L, 6310, 6310L, 6320, 6320L, 6400, 6400L, 6403, 6410, 6410L, 6410S, 6415, 6420, 6420L, 6500, 6500L, 6506, 6510, 6510L, 6510S, 6520L, 6600, 6603, 6605, 6615, 6715, 6800, 6900, 7020, 7220, 7320, 7420, 7520, 8630 Fits John Deere Industrial(s) 70, 70D, 300, 300B, 300D, 301, 301A, 302, 302A, 310, 310A, 310B, 310C, 310D, 315D, 340D, 344E, 380, 400, 401, 401B, 401C, 401D, 410, 410B, 410C, 410D, 440, 440A, 440B, 440D, 444, 444C, 444CH,

**Retail**  
\$9.60

John Deere®

**Tractor: Engines & Related Parts**

**Blocks & Components: Blocks, Timing, and Related**

Order No: WN-AT85174

444D, 444E, 480, 480A, 480B, 480C, 482C, 485E, 486E, 488E, 490, 493, 495, 500, 500A, 500B, 500C, 510, 510B, 510C, 510D, 540, 544B, 544D, 544E, 548, 555G, 570, 570A, 590D, 595, 595D, 600, 610B, 610C, 640, 640E, 643D, 644B, 644C, 644D, 646, 646B, 646C, 648, 650G, 655, 655B, 670, 670A, 670B, 672B, 690B, 690C, 690D, 690DR, 693B, 693C, 700, 710B, 710C, 710D, 740A, 750B, 755, 755A, 755B, 760, 762, 770, 770A, 772A, 790, 790D, 792, 793, 844, 850B, 855, 890, 3215, 3220, 3415, 3420, 3800

**Blocks & Components: Camshafts & Related**


Order No: WN-251484

Description	Retail
Bearing, Camshaft Applications: 420, 430 Features: Standard, Set of 2.	\$53.25

Order No: WN-AR100385

Description	Retail
Camshaft, 6 Cylinder, Diesel Applications: 4240, 4250, 4320, 4430, 4440, 4450, 4455, 4520, 4620, 4630, 4640, 4650, 4840, 4850, 6600, 6602, 6620, 6622, 7020, 7700, 7720, 8820, 9940, 9950 Features: For 404T, 404A, 466T & 466A Engines. Without Cam Followers Additional Applications: 8430, 8440, 8450	\$381.71

Order No: WN-AR32732

Description	Retail
 Camshaft, 6 Cylinder, Diesel Applications: 4010, 4020, 600 Features: 404D, W/Oil Pump Drive Gear 4020 S/N -200999, 600 S/N -214999; Blocks with casting number: R26070, R33180, R34340, R40890, R40090; Camshaft Casting Number R32425, R33778; Teeth 20	\$322.00

Order No: WN-HAR-100385

Description	Retail
Camshaft, 6 Cylinder, Diesel, Kit Applications: 4240, 4250, 4320, 4430, 4440, 4450, 4455, 4520, 4620, 4630, 4640, 4650, 4840, 4850, 6600, 6602, 6620, 6622, 7020, 7700, 7720, 8820, 9940, 9950 Features: Includes: Camshaft & Lifters, For 404A, 404T, 466A & 466T Engine	\$431.00

Order No: WN-HC500S

Description	Retail
Camshaft, Bearing Set Applications: 1010, 2010 Features: Gasoline & Diesel	\$66.25

Order No: WN-HCK-JD202276

Description	Retail
Camshaft, Kit Applications: 2020, 2030, 2350, 2355, 2440, 2510, 2520, 2550, 2555, 2630, 2640, 2750, 2755, 2855, 5500, 6200, 6300, 6400, 6500 Features: With Lifters, 202, 219, 239, 276, 4045 Diesel Engines	\$248.00

Order No: WN-HCK-JD270E

Description	Retail
Camshaft, Kit Applications: 3010, 3020 Features: With Lifters & Gear, 270 CID Diesel, Early 3020 (Early With Block R26160, R32020, R40852, R46385)	\$454.00

Order No: WN-HCK-JD404E

Description	Retail
Camshaft, Kit Applications: 105, 600, 4010, 4020 Features: With Lifters & Gear, 404 CID And 381	\$378.00

CID Diesel, Early

Order No: WN-NAR-32730

Description	Retail
Camshaft, 4 Cylinder, Diesel Applications: 3010, 3020 Features: With Oil Pump Drive Gear 3020 Early	\$329.00

Order No: WN-NAR49145

Description	Retail
Camshaft Kit Applications: 4010, 4020, JD600 Features: w/ Oil Pump Drive Gear, Diesel	\$505.00

Order No: WN-NR-26342

Description	Retail
Camshaft, Follower Applications: 3010, 3020, 4010, 4020 Features: 2-1/2" Long, Early Model, Package of 2, Priced Each	\$10.00

Order No: WN-NR-82820

Description	Retail
Camshaft, 4 Cylinder, Diesel Applications: 2020, 2030, 2350, 2355, 2440, 2510, 2520, 2550, 2555, 2630, 2640, 2750, 2755, 2855, 5500, 6200, 6300, 6400, 6500 Features: 202 CID, 219 CID, 239 CID, & 276 CID Engines	\$138.00

Order No: WN-NRG22421

Description	Retail
Camshaft, Kit, 6 Cylinder, Diesel Applications: 4455 Features: With Lifters, 6076 Engine 4455 Engine S/N 121170-	\$343.00


Order No: WN-NT-20034

Description	Retail
Camshaft, Idler Gear, Bushing Applications: 820, 830, 840, 930, 940, 1020, 1030, 1040, 1120, 1130, 1140, 1350, 1520, 1530, 1550, 1630, 1640, 1750, 1830, 1840, 1850, 1950, 2020, 2030, 2040, 2120, 2130, 2140, 2150, 2155, 2240, 2255, 2350, 2355, 2355N, 2440, 2450, 2510, 2520, 2550, 2555, 2630, 2640, 2650, 2750, 2755, 2840, 2850, 2855 Features: Upper Additional Models: 2940, 2950, 2955, 3030, 3040, 3050, 3055, 3120, 3130, 3140, 3150, 3155, 3255, 3640, 3650, 4030, 4050 S/N 6593-, 4400, 4420, 4425, 5000, 5300, 9900, 9910, 9920, 9930	\$8.00

Order No: WN-NT-26321

Description	Retail
Camshaft, Idler Gear, Bushing Applications: 820, 830, 840, 930, 940, 1020, 1030, 1040, 1120, 1130, 1140, 1350, 1520, 1530, 1550, 1630, 1640, 1750, 1830, 1840, 1850, 1950, 2020, 2030, 2040, 2120, 2130, 2140, 2150, 2155, 2240, 2255, 2350, 2355, 2355N, 2440, 2450, 2510, 2520, 2550, 2555, 2630, 2640, 2650, 2750, 2755, 2840, 2850, 2855 Features: Lower 2940, 2950, 2955, 3030, 3040, 3050, 3055, 3120, 3130, 3140, 3150, 3155, 3255, 3640, 3650, 4030, 4050 S/N 6593-, 4400, 4420, 4425, 5000, 5300, 9900, 9910, 9920, 9930	\$7.00

Order No: WN-R119874


Description	Retail
 Bushing, Camshaft, Front Applications: 6110, 6120, 6210, 6220, 6310, 6410, 7210, 7220, 7320, 7410, 7420, 7510, 7520, 7610, 7710, 7720, 7810, 7820, 7920, 9400, 9410, 9450, 9500, 9560 Features: 3029, 4.5L Powertech, 6.8L Powertech Diesel	\$10.75

Order No: WN-R26115

**Tractor: Engines & Related Parts**

**Blocks & Components: Camshafts & Related**


Order No: WN-R26115

Description	Retail
 Camshaft, Plug, Rear Applications: 4010, 4020, 4000, 4050, 4250, 4320, 4400, 4430, 4450, 4520, 4620, 4630, 4640, 4650, 4840, 6600, 6602, 6620, 6622, 7700, 7720, 8430, 8440, 8450 Features: Diesel	\$4.00


Order No: WN-R33778

Description	Retail
Camshaft Applications: 4010, 4020 Features: 404D engine 4020 s/n-200999	\$400.00


Order No: WN-R46903

Description	Retail
 Camshaft, Bushing Applications: 3010, 3020, 4000, 4010, 4020, 4040, 4050, 4230, 4240, 4250, 4320, 4430, 4440, 4450, 4520, 4620, 4630, 4640, 4650, 4840, 4850, 6600 Features: Diesel 6600 S/N 156502	\$4.75


Order No: WN-R52773

Description	Retail
 Camshaft, Follower Applications: 3020, 4000, 4010, 4020, 4040, 4050, 4230, 4240, 4250, 4320, 4430, 4440, 4450, 4520, 4620, 4630, 4640, 4650, 4840, 4850, 7020, 8430, 8440, 8450 Features: Diesel, 2-9/16" Long, 1-1/4" OD	\$6.75

Order No: WN-R82007

Description	Retail
 Camshaft, Plug Applications: 4055, 4255, 4455, 4555, 4560, 4755, 4760, 4955, 4960, 644E, 644ER, 740G, 770B, 7700, 7800, 8100, 8200, 8300, 8560, 8570, 9500, 9600, 9960, 9965 Features: Diesel	\$6.00

Order No: WN-R87561

Description	Retail
 Camshaft, Bushing Applications: 4055, 4255, 4455, 4555, 4560, 4755, 4760, 4955, 4960, 7700, 7800, 8100, 8200, 8300, 8560, 8570, 8630, 8640, 8650, 8760, 9500, 9600, 9960, 9965 Features: Diesel	\$7.00


Order No: WN-R97454

Description	Retail
Timing Cover, Gasket Applications: 820, 830, 840, 930, 940, 1020, 1030, 1040, 1120, 1130, 1140, 1350, 1520, 1530, 1550, 1630, 1640, 1750, 1830, 1840, 1850, 1950, 2020, 2030, 2040	\$7.50

Order No: WN-RE53884

Description	Retail
Camshaft, 6 Cylinder, Diesel, Kit Applications: 2840, 2940, 2950, 2955, 3055, 3150, 3155, 3255, 4050, 7200, 7400, 7600 Features: With Lifters, 303 CID, 329 CID, 414 CID, 6068	\$338.00


Order No: WN-RE57054

Description	Retail
 Camshaft, 6 Cylinder, Diesel Applications: 9500, 9510, 9550, 9560STS, 9600, 9610, 9650, 9650CTS, 9660, 9660STS, 9750STS, 7710, 8110, 8400, 9120 Features: With Tappets, Marked R120872 9500 ES/N 500000-, 9600 ES/N 500000-	\$544.00

Order No: WN-RP-197

Description	Retail
Camshaft, 4 Cylinder, Diesel Applications: 4-202D, 4-219D, 4-219T, 4-239, 4-276, 2020, 2030, 2120, 2130, 2140, 2350, 2355, 2440, 2510, 2520, 2630, 2640, 4039D, 4039T, 4045D, 4045T Features: No Gear, Includes New Tappets	\$274.00


Order No: WN-T20034

Description	Retail
 Gear, Timing, Bushing Applications: 820, 830, 840, 930, 940, 1020, 1030, 1040, 1120, 1130, 1140, 1350, 1520, 1530, 1550, 1630, 1640, 1750, 1830, 1840, 1850, 1950, 2020, 2030, 2040 Features: Upper	\$5.75

Order No: WN-T20273


Description	Retail
Timing Cover, Gasket Applications: 820, 830, 840, 930, 940, 1020, 1030, 1040, 1120, 1130, 1140, 1350, 1520, 1530, 1550, 1630, 1640, 1750, 1830, 1840, 1850, 1950, 2020, 2030, 2040	\$3.50

Order No: WN-T26321

Description	Retail
 Camshaft, Idler Gear, Bushing Applications: 820, 830, 840, 930, 940, 1020, 1030, 1040, 1120, 1130, 1140, 1350, 1520, 1530, 1550, 1630, 1640, 1750, 1830, 1840, 1850, 1950, 2020, 2030, 2040 Features: Lower	\$8.00

**Blocks & Components: Connecting Rods & Related**

Order No: WN-223-3521

Description	Retail
 Connecting Rod, Bushing Applications: 3010, 3020, 4000, 4010, 4020 Features: 201, 227, 241, 301, 340, 341, 362 Gas Engines	\$17.00


Order No: WN-251422

Description	Retail
Bushing, Pin, Connecting Rod Applications: 1520 Features: 164 CID, Gas, Late	\$4.95


Order No: WN-751168

Description	Retail
Bolt Connecting Rod Applications: 1520 Features: 164 CID, Gas, Late	\$6.50


Order No: WN-AR101271

Description	Retail
 Bearing, Connecting Rod Applications: 744E, 762, 850, 855, 860B, 862, 8630, 8640, 8650, 8760, 8770, 8870, 890, 890A, 992D, 992E Features: Diesel, For 1 Rod, Standard	\$29.00

Order No: WN-AR104130

Description	Retail
 Bearing, Connecting Rod Applications: 744E, 762, 850, 855, 860B, 862, 8630, 8640, 8650, 8760, 8770, 8870, 890, 890A, 992D, 992E Features: Diesel, For 1 Piston, .010 Oversized	\$28.00

Order No: WN-AR104131

Description	Retail
 Bearing, Connecting Rod Applications: 744E, 762, 850, 855, 860B, 862, 8630, 8640, 8650, 8760, 8770, 8870, 890, 890A, 992D, 992E Features: Diesel, For 1 Piston, .020 Oversized	\$33.00


John Deere®




**Tractor: Engines & Related Parts**

**Blocks & Components: Connecting Rods & Related**


Order No: WN-AR104132

Description	Retail
 Bearing, Connecting Rod Applications: 744E, 762, 850, 855, 860B, 862, 8630, 8640, 8650, 8760, 8770, 8870, 890, 890A, 992D, 992E Features: Diesel, For 1 Piston, .030 Oversized	\$30.00


Order No: WN-AR45723

Description	Retail
 Bearing, Connecting Rod Applications: 3010, 3020, 4000, 4010, 4020, 4040, 4050, 4230, 4240, 4320, 4430, 4520, 4620, 4630, 6600, 7020, 7700 Features: Diesel, Standard, For 1 Piston 4050 S/N -6592, 6600 S/N 156502-	\$10.00


Order No: WN-AR46396

Description	Retail
 Bearing, Connecting Rod Applications: 3010, 3020, 4000, 4000, 4010, 4020, 4040, 4050, 4230, 4240, 4320, 4430, 4520, 4620, 4630, 500, 500A, 500B, 6600, 7020, 7710 Features: Diesel, .010 Oversized, For 1 Rod 4050 S/N -6592, 6600 S/N 156502-	\$10.00


Order No: WN-AR46397

Description	Retail
 Bearing, Connecting Rod Applications: 3010, 3020, 4000, 4010, 4020, 4040, 4050, 4230, 4240, 4320, 4430, 4520, 4620, 4630, 500, 500A, 500B, 6600, 7020, 7710 Features: Diesel, .020 Oversized, For 1 Piston 4050 S/N 6592, 6600 S/N 156502-	\$10.00


Order No: WN-AR46398

Description	Retail
 Bearing, Connecting Rod Applications: 3010, 3020, 4000, 4010, 4020, 4040, 4050, 4230, 4240, 4320, 4430, 4520, 4620, 4630, 500, 500A, 500B, 6600, 7020, 7710 Features: Diesel, .030 Oversized, For 1 Piston 4050 S/N -6592, 6600 S/N 156502-	\$10.00


Order No: WN-AR73277

Description	Retail
 Bearing, Connecting Rod Applications: 4250, 4255, 4440, 4450, 4455, 4555, 4560, 4640, 4650, 4755, 4760, 4840, 4850, 6620, 7700, 7720, 7800, 8100, 8200, 8300, 8430, 8440, 8450, 8560 Features: Diesel, Standard, For 1 Rod	\$11.75


Order No: WN-AR73279

Description	Retail
 Bearing, Connecting Rod Applications: 4250, 4255, 4440, 4450, 4455, 4555, 4560, 4640, 4650, 4755, 4760, 4840, 4850, 6620, 7700, 7720, 7800, 8100, 8200, 8300, 8430, 8440, 8450, 8560 Features: Diesel, .010 Oversized, For 1 Rod	\$11.75

Order No: WN-AR73280

Description	Retail
 Bearing, Connecting Rod Applications: 4250, 4255, 4440, 4450, 4455, 4555, 4560, 4640, 4650, 4755, 4760, 4840, 4850, 6620, 7700, 7720, 7800, 8100, 8200, 8300, 8430, 8440, 8450, 8560 Features: Diesel, .020 Oversized, For 1 Rod	\$11.75


Order No: WN-AR73281

Description	Retail
 Bearing, Connecting Rod Applications: 4250, 4255, 4440, 4450, 4455, 4555, 4560, 4640, 4650, 4755, 4760, 4840, 4850, 6620, 7700, 7720, 7800, 8100, 8200, 8300, 8430, 8440,	\$11.75


8450, 8560

Features: Diesel, .030 Oversized, For 1 Rod


Order No: WN-AR97517

Description	Retail
 Connecting Rod Bearing Applications: 2630, 2640, 5410, 5510, 6100, 6410, 6510, 6800, 6900, 7210, 7400, 7410, 7600, 7610, 9400 Features: STD, Diesel, For 1 Rod	\$9.00

Order No: WN-AR97653

Description	Retail
 Connecting Rod Bearing Applications: 2630, 2640, 5410, 5510, 6100, 6410, 6510, 6800, 6900, 7210, 7400, 7410, 7600, 7610, 9400 Features: .010" Oversized, Diesel, For 1 Rod	\$9.00

Order No: WN-AR97654

Description	Retail
 Connecting Rod Bearing Applications: 2630, 2640, 5410, 5510, 6100, 6410, 6510, 6800, 6900, 7210, 7400, 7410, 7600, 7610, 9400 Features: .020" Oversized, Diesel, For 1 Rod	\$9.00

Order No: WN-AR97655

Description	Retail
Connecting Rod Bearing Applications: 2630, 2640, 5410, 5510, 6100, 6410, 6510, 6800, 6900, 7210, 7400, 7410, 7600, 7610, 9400 Features: .030" Oversized, Diesel, For 1 Rod	\$9.00

Order No: WN-CB637P-10

Description	Retail
Bearing, Connecting Rod Applications: 1010, 1020, 2010, 2020, 2030, 2510, 2520, 3300 Features: .010" Oversized, For One Rod, Diesel 1010 115 Gas or 145 Diesel, 1020 135 Gas, 2010 145 Gas or 165 Diesel, 2020 180 Gas, 2030 219 Gas, 2510 180 Gas, 2520 & 3300 202 Gas	\$16.50

Order No: WN-CB637P-20

Description	Retail
Bearing, Connecting Rod Applications: 1010, 1020, 2010, 2020, 2030, 2510, 2520, 3300 Features: .020" Oversized, Diesel, For One Rod 1010 115 Gas or 145 Diesel, 1020 135 Gas, 2010 145 Gas or 165 Diesel, 2020 180 Gas, 2030 219 Gas, 2510 180 Gas, 2520 & 3300 202 Gas	\$16.25

Order No: WN-HR1267

Description	Retail
Bearing, Connecting Rod Applications: 4055, 4250, 4255, 4440, 4450, 4455, 4555, 4560, 4640, 4650, 4755, 4670, 4840, 4850, 4955, 4960, 7700, 7800, 8100, 8200, 8300, 8430, 8440, 8450 Features: STD	\$12.00

Order No: WN-HR1356

Description	Retail
Bearing, Connecting Rod Applications: 8630, 8640, 8650, 8760, 8770, 8870 Features: STD	\$25.75

Order No: WN-HR1356-10

Description	Retail
Bearing, Connecting Rod Applications: 8630, 8640, 8650, 8760, 8770, 8870 Features: .010" Oversized	\$24.75

Order No: WN-HR1356-20

Description	Retail
Bearing, Connecting Rod Applications: 8630, 8640, 8650, 8760, 8770, 8870 Features: .020" Oversized	\$29.25

John Deere®

**Tractor: Engines & Related Parts**

**Blocks & Components: Connecting Rods & Related**

**Order No: WN-HR436-20**

Description	Retail
Bearing, Connecting Rod Applications: 40, 320, 330, 420, 430, 440 Features: .020" Oversized, 2.50" Journal	\$19.25

**Order No: WN-HR637**

Description	Retail
Bearing, Connecting Rod Applications: 1010, 1020, 2010, 2020, 2030, 2510, 2520, 3300 Features: STD, Gasoline 1010 115 Gas or 145 Diesel, 1020 135 Gas, 2010 145 Gas or 165 Diesel, 2020 180 Gas, 2030 219 Gas, 2510 180 Gas, 2520 & 3300 202 Gas	\$16.50

**Order No: WN-HR637-10**

Description	Retail
Bearing, Connecting Rod Applications: 1010, 1020, 2010, 2020, 2030, 2510, 2520, 3300 Features: .010" Oversized, Gasoline 1010 115 Gas or 145 Diesel, 1020 135 Gas, 2010 145 Gas or 165 Diesel, 2020 180 Gas, 2030 219 Gas, 2510 180 Gas, 2520 & 3300 202 Gas	\$16.50

**Order No: WN-HR669-10**

Description	Retail
Bearing, Connecting Rod Applications: 3010, 3020, 4000, 4010, 4020, 4040, 4230, 4240, 4320, 4430, 4520, 4620, 4630, 7020 Features: .010" Oversized, Gasoline & Diesel	\$9.50

**Order No: WN-HR669-20**

Description	Retail
Bearing, Connecting Rod Applications: 3010, 3020, 4000, 4010, 4020, 4040, 4230, 4240, 4320, 4430, 4520, 4620, 4630, 7020 Features: .020" Oversized, Gasoline & Diesel	\$9.50

**Order No: WN-HR759**

Description	Retail
Bearing, Connecting Rod Applications: 820, 830, 1020, 1520, 1530, 2020, 2030, 2040, 2150, 2155, 2240, 2255, 2350, 2355, 2440, 2510, 2520, 2550, 2555, 2750, 2755, 2840, 2855, 2940 Features: STD	\$6.75

**Order No: WN-HR759-10**

Description	Retail
Bearing, Connecting Rod Applications: 820, 830, 1020, 1520, 1530, 2020, 2030, 2040, 2150, 2155, 2240, 2255, 2350, 2355, 2440, 2510, 2520, 2550, 2555, 2750, 2755, 2840, 2855, 2940 Features: .010" Oversized	\$6.75


**Order No: WN-HR759-20**

Description	Retail
Bearing, Connecting Rod Applications: 820, 830, 1020, 1520, 1530, 2020, 2030, 2040, 2150, 2155, 2240, 2255, 2350, 2355, 2440, 2510, 2520, 2550, 2555, 2750, 2755, 2840, 2855, 2940 Features: .020" Oversized	\$6.75

**Order No: WN-NAR-57208**

Description	Retail
Bearing, Connecting Rod Applications: 5010, 5020, 6030, 7520 Features: Diesel, For 1 Piston, .010 Oversized	\$11.50

**Order No: WN-R114082**




Description	Retail
Bushing, Piston, Pin Applications: 6220, 6310, 6320, 6410, 6415, 6420, 6510L, 7210, 7220, 7320, 7410, 7510, 7520, 7610, 7710, 7720, 7810, 7820, 7920, 9400, 9410, 9450, 9550, 9560 Features: Honable, 4.5L Powertech, 6.8L Powertech Diesel	\$11.75

**Order No: WN-R114082S**


Description	Retail
Piston Pin Bushing Applications: 6220, 6310, 6320, 6410, 6415, 6420, 6510L, 7210, 7220, 7320, 7410, 7510, 7520, 7610, 7710, 7720, 7810, 7820, 7920, 9400, 9410, 9450, 9550, 9560 Features: Boreable, 4.5L Powertech, 6.8L Powertech Diesel	\$15.00

**Order No: WN-R114083**




Description	Retail
Connecting Rod, Bolt Applications: 5210, 5310, 5410, 5415, 5510, 6110, 6210, 6310, 6410, 7210, 7410, 7510, 7610, 7710, 7810, 9120, 9220, 9230, 9320, 9320T, 9330, 9400, 9410, 9420 Features: 4.5L Powertech Diesel Early, 6.8L Powertech Diesel Early	\$1.85

**Order No: WN-R123960**




Description	Retail
Connecting Rod, Bushing Applications: 260, 270, 280, 5210, 5310, 5310N, 5320, 5410, 5420, 5425, 5510, 5520, 5525, 5605, 5615, 5705, 5715, 6010, 6110, 6110L, 6210, 6210L, 6310, 6310L Features: Honable, STD, For 1 Rod, 4.5L Powertech, 6.8L Powertech	\$10.00

**Order No: WN-R123960S**




Description	Retail
Piston Pin Bushing Applications: 260, 270, 280, 5210, 5310, 5310N, 5320, 5410, 5420, 5425, 5510, 5520, 5525, 5605, 5615, 5705, 5715, 6010, 6110, 6110L, 6210, 6210L, 6310, 6310L Features: Boreable, STD, For 1 Rod, 4.5L Powertech, 6.8L Powertech	\$10.00

**Order No: WN-R30939**




Description	Retail
Connecting Rod, Bushing Applications: 3010, 3020, 4000, 4010, 4020, 4040, 4230, 500, 500A, 500B, 500C, 510, 600, 6600, 7700 Features: Diesel, Honable 6600 S/N 156502-	\$5.75

**Order No: WN-R30939S**




Description	Retail
Piston Pin Bushing Applications: 3010, 3020, 4000, 4010, 4020, 4040, 4230, 500, 500A, 500B, 500C, 510, 600, 6600, 7700 Features: Diesel, Boreable	\$5.75

**Order No: WN-R42173**



Description	Retail
Connecting Rod, Bushing Applications: 4050, 4240, 4320, 4430, 4520, 4620, 4630, 644, 644A, 646, 646B, 6600, 6620, 690, 690A, 690B, 693C, 7020, 740, 7700 Features: Diesel, Honable 4050 S/N -6592, 6600 S/N 156502-	\$8.50

**Order No: WN-R42173S**



Description	Retail
Piston Pin Bushing Applications: 4050, 4240, 4320, 4430, 4520, 4620, 4630, 644, 644A, 646, 646B, 6600, 6620, 690,	\$8.50

John Deere®


**Tractor: Engines & Related Parts**

**Blocks & Components: Connecting Rods & Related**

**Order No: WN-R42173S**

690A, 690B, 693C, 7020, 740, 7700  
Features: Diesel, Boreable


**Order No: WN-R501035**

Description	Retail
 Connecting Rod, Bolt Applications: CTS II, 7610, 7710, 7720, 7810, 7820, 7920, 8100, 8110, 8120, 8200, 9510, 9550, 9560STS, 9610, 9640, 9650, 9650CTS, 9660, 9660STS, 9750STS Features: 6081 Diesel; Priced Each, Sold 2 Per Pkg	\$4.75

**Order No: WN-R501124**

Description	Retail
 Connecting Rod Bolt Applications: 9400, 9410, 9450, 9500, 9560, 5200, 5210, 5220, 5300, 5310, 5320, 5400, 5410, 5420, 5500, 5510, 5520, 6110, 6120, 6210, 6220, 6310, 6320, 6410 Features: 4.5L & 6.8L Powertech Late; Priced Each, Sold 2 Per Pkg	\$3.50


**Order No: WN-R55647**

Description	Retail
 Connecting Rod, Bushing Applications: 1040, 1120, 1130, 1140, 1350, 1520, 1530, 1550, 1630, 1640, 1750, 1840, 1850, 1950, 2030, 2040, 2120, 2130, 2140, 2150, 2155, 830, 840, 930, 940 Features: Diesel, Honable	\$6.25

**Order No: WN-R55647S**

Description	Retail
Piston Pin Bushing Applications: 1040, 1120, 1130, 1140, 1350, 1520, 1530, 1550, 1630, 1640, 1750, 1840, 1850, 1950, 2030, 2040, 2120, 2130, 2140, 2150, 2155, 830, 840, 930, 940 Features: Diesel, Boreable	\$6.25


**Order No: WN-R57451**

Description	Retail
 Connecting Rod, Bushing Applications: 1052, 1155, 1950, 2140, 2250, 2450, 2555, 2650, 2750, 2755, 2850, 2855, 2855N, 3430, 3650, 4050, 5700, 6100, 6200, 9400, 9920, 9930 Features: Diesel, Honable 4050 S/N 6593-	\$6.50

**Order No: WN-R57451S**

Description	Retail
Piston Pin Bushing Applications: 1052, 1155, 1950, 2140, 2250, 2450, 2555, 2650, 2750, 2755, 2850, 2855, 2855N, 3430, 3650, 4050, 5700, 6100, 6200, 9400, 9920, 9930 Features: Diesel, Boreable	\$6.50


**Order No: WN-R60724**

Description	Retail
 Connecting Rod, Bushing Applications: 4250, 4440, 4640, 4840, 5720, 646D, 646A, 6602, 6620, 6622, 740A, 762A, 7720, 8430, 8440, 8450, 8820, 9940, 9950 Features: Diesel, Honable, Used With Rods Marked R57303 and R67320	\$11.00


**Order No: WN-R60724S**

Description	Retail
Piston Pin Bushing Applications: 4250, 4440, 4640, 4840, 5720, 646D, 646A, 6602, 6620, 6622, 740A, 762A, 7720, 8430, 8440, 8450, 8820, 9940, 9950 Features: Diesel, Boreable, Used With Rods Marked R57303 and R67320	\$11.25


**Order No: WN-R66452**

Description	Retail
 Connecting Rod, Bolt Applications: 3010, 3020, 4000, 4010, 4020, 4040, 4050, 4055, 4230, 4240, 4250, 4255, 4320, 4430, 4440, 4450, 4455, 4520, 4555, 4620, 4630, 4640, 4650, 4755, 4760, 4840, 4850, 4955, 4960, 7020, 7700, 7800, 7810, 7820, 7920, 8100, 8110, 8120, 8200, 8210, 8220, 8300, 8310, 8320, 8400, 8410, 8420, 8430 Features: 3" Length, Priced Each, Sold 2 Per Pkg Tractors: 8440, 8450, 8520, 8560, 8570, 9100, 9120 Combines: CTS (S/N 071443-072697), 2256, 2258, 2264 (S/N -068583), 2266 (S/N -068583), 6600, 6602, 6620, 6622, 7700, 7720, 8820, 9500, 9510 (SH), 9550 (SH), 9560 WTS S/N -080015, 9580 S/N -080015, 9600, 9610, 9640 (WTS), 9650 (CTS), 9660 (CTS), 9680 (WTS), 9750 (STS), 9760 (STS), 9780 (CTS S/N 071443-072697) Harvesters: 1470, 3510 (NW S/N -060036), 5200, 5400, 5440, 5720, 5730, 6610, 6650, 7200, 9940, 9950, 9960, 9965, 9970, 9976, 9986, 9996 Industrial: 250, 300, 330, 370, 530B, 535, 560D, 608, 644, 660D, 724, 740, 748, 753, 759, 770, 772, 848G, 850, 853, 870, 872, 900 S/N 001001-, 903, 909, 950 S/N 009004-, 953, 959, 1710, 1711 Sprayer: 4920 For Connecting Rods With Casting No. R26047, R41423, R57303, R58880, R58882, R66922, R66923, R67320, R71074	\$3.50

**Order No: WN-R66453**

Description	Retail
 Connecting Rod, Cap Screw Applications: 5010, 5020, 6030, 644B, 646B, 700, 700A, 760, 760A, 7520, 770, 770A, 772A, 744E, 762, 850, 855, 860B, 862, 8630, 8640, 8650, 8760, 8770, 8870 Features: Diesel, Priced Each, 2 Per Package	\$3.90


**Order No: WN-R69045**

Description	Retail
 Connecting Rod, Bushing Applications: 744E, 762, 850, 855, 860B, 862, 8630, 8640, 8650, 8760, 8770, 8870, 890, 890A, 992D, 992E Features: Diesel, Honable (8630, 8640, 8650, All Eng S/N 49060-)	\$25.00

**Order No: WN-R69045S**

Description	Retail
Piston Pin Bushing Applications: 744E, 762, 850, 855, 860B, 862, 8630, 8640, 8650, 8760, 8770, 8870, 890, 890A, 992D, 992E Features: Diesel, Boreable	\$15.50


**Order No: WN-R74008**

Description	Retail
 Connecting Rod, Bushing Applications: 4055, 4250, 4255, 4450, 4455, 4555, 4560, 4640, 4650, 4755, 4760, 4840, 4850, 4955, 4960, 7700, 7800, 8100, 8200, 8300, 8450, 8560, 8570, 9500 Features: Diesel, Honable	\$10.00

**Order No: WN-R74008S**

Description	Retail
Piston Pin Bushing Applications: 4055, 4250, 4255, 4450, 4455, 4555, 4560, 4640, 4650, 4755, 4760, 4840, 4850, 4955, 4960, 7700, 7800, 8100, 8200, 8300, 8450, 8560, 8570, 9500 Features: Diesel, Boreable	\$10.00

**Order No: WN-R74194**

Description	Retail
 Connecting Rod, Bolt Applications: 1020, 1030, 2040, 2150, 2155, 2510, 2520, 2750, 2755, 2940, 2950, 2955, 3300, 4030	\$2.25



**Tractor: Engines & Related Parts**

**Blocks & Components: Connecting Rods & Related**

**Order No: WN-R74194**

4400, 4420, 5400, 6200, 6210, 6300, 6310, 6400, 7200, 820  
 Features: 2-1/2" Length, Priced Each, 2 Per Package

**Order No: WN-R74195**



Description	Retail
Connecting Rod Bolt Applications: 2630, 2640, 5410, 5300N, 5510, 6100, 6200, 6210, 6300, 6310, 6400, 6410, 6510, 6600, 6800, 6900, 7200, 7210, 7400, 7410, 7600, 7610, 9400 Features: Diesel, Two per Package, Priced Individually	\$3.50

**Order No: WN-R80033**



Description	Retail
Connecting Rod, Cap Screw Applications: 1020, 1030, 1040, 1120, 1130, 1140, 1350, 1520, 1430, 1550, 1630, 1640, 1750, 1830, 1840, 1850, 1950, 2020, 2030, 2040, 820, 830, 840, 930, 940 Features: Diesel, Priced Each, 2 Per Package	\$2.25

**Order No: WN-R80034**

Description	Retail
Connecting Rod Applications: 940, 1030, 1040, 1130, 1110, 1640, 1830, 1840, 2030, 2040, 2130, 2150, 2250, 2350, 2355, 2450, 2550, 4420, 4425, 4435 Features: Diesel	\$51.00

**Order No: WN-RE27348**



Description	Retail
Connecting Rod Bearing Applications: 820, 830, 840, 930, 940, 1020, 1030, 1040, 1120, 1130, 1140, 1350, 1520, 1530, 1550, 1630, 1640, 1750, 1830, 1840, 1850, 1950, 2020, 2030, 2040, 2150, 2155, 2250, 2255, 2350, 2355, 2440, 2510, 2520, 2550, 2555, 2750, 2755, 2855, 2940, 2950, 2955, 3050, 3055, 3100, 3150, 3155, 3255, 4030, Features: STD, For 1 Rod, Diesel Engines 152, 202 Additional Tractor Models: 4050, 4955, 5105, 5205, 5210, 5220, 5300, 5310, 5400, 5500, 6030, 6200, 6300	\$7.25

**Order No: WN-RE27349**



Description	Retail
Bearing, Connecting Rod Applications: 820, 830, 840, 930, 940, 1020, 1030, 1040, 1120, 1130, 1140, 1350, 1520, 1530, 1550, 1630, 1640, 1750, 1830, 1840, 1850, 1950, 2020, 2030, 2040 Features: .010" Oversized, For 1 Rod, Diesel	\$7.25

**Order No: WN-RE27358**



Description	Retail
Bearing, Connecting Rod Applications: 1020, 1030, 2140, 2650, 2750, 2755, 2850, 2855, 3100, 3430, 3830, 5105, 515B, 5200, 5205, 5210, 5220, 5300, 5310, 5310N, 5400, 5400N, 820, 8775 Features: .020" Oversized, For 1 Rod, Diesel	\$7.25

**Order No: WN-RE27364**



Description	Retail
Bearing, Connecting Rod Applications: 820, 830, 840, 930, 940, 1020, 1030, 1040, 1120, 1130, 1140, 1350, 1520, 1530, 1550, 1630, 1640, 1750, 1830, 1840, 1850, 1950, 2020, 2030, 2040 Features: .030" Oversized, For 1 Rod, Diesel	\$7.25

**Order No: WN-RE500002**

Description	Retail
Connecting Rod Applications: 6250, 5420, 5410, 5415, 5420N, 5415N, 5615, 6603, 5525N, 5515, 5510, 5425, 5520, 5520N, 5525, 5425N, 5715, 5510N, 5620, 310G, 450H, 310E, 700H, 650J, 310SE, 410G, 315SE, 315SG, 410E Features: 1.375" Pin	\$60.00

**Order No: WN-RE529319**



Description	Retail
Bearing, Main Applications: CTS II, 7710, 9510, 9510SH, 9550, 9550SHI, 9560STS, 9610, 9640, 9650, 9650CTS, 9650STS, 9660, 9660CTS, 9660STS, 9680, 9750STS, 9750STS Features: STD, 6081 - 8.1L Engine	\$23.00

**Order No: WN-RE534181**



Description	Retail
Bearing, Main Applications: CTS, CTS II, 9510, 9510SH, 9550, 9550SHI, 9560STS, 9610, 9640, 9650, 9650CTS, 9650STS, 9660, 9660CTS, 9660STS, 9680, 9750STS, 9750STS Features: .292mm Oversized (.011"), 8.1L Engine	\$23.00

**Order No: WN-RE534182**

Description	Retail
Bearing, Main Applications: CTS II, 7710, 9510, 9510SH, 9550, 9550SHI, 9560STS, 9610, 9640, 9650, 9650CTS, 9650STS, 9660, 9660CTS, 9660STS, 9680, 9750STS, 9750STS Features: .022", 6081 - 8.1L Engine	\$23.00

**Order No: WN-RE534185**



Description	Retail
Bearing, Connecting Rod Applications: CTS, CTS II, 7710, 7810, 8100, 8100T, 8110, 9510, 9510SH, 9550, 9550SH, 610, 9650, 9650CTS, 9650STS, 9750STS, 9780CTS, 9970, 9976, 9986 Features: .292mm Oversized (.011"), 6081 - 8.1L Engine	\$15.75

**Order No: WN-RE65165**



Description	Retail
Bearing, Main Applications: 5065M, 5075M, 5083E, 5083EN, 5085M, 5093E, 5093EN, 5095M, 5095MH, 5101E, 5105M, 5325N, 5410, 5415, 5420, 5510, 5520, 5603, 5705, 5715, 6110 Features: STD, For One Journal	\$11.50

**Order No: WN-RE65908**



Description	Retail
Bearing, Connecting Rod Applications: 6110, 6120, 6210, 6215, 6220, 6310, 6320, 6405, 6410, 6415, 6420, 6520, 6605, 7210, 7220, 7320, 7410, 7420, 7510, 9400, 9410, 9450, 9550, 9560 Features: STD, For One Rod	\$12.00

**Order No: WN-RE65909**



Description	Retail
Bearing, Connecting Rod Applications: 6110, 6120, 6210, 6215, 6220, 6310, 6320, 6405, 6410, 6415, 6420, 6520, 6605, 7210, 7220, 7320, 7410, 7420, 7510, 9400, 9410, 9450, 9550, 9560 Features: .254mm Oversized, For One Rod	\$12.00

**Order No: WN-T23471**



Description	Retail
Connecting Rod, Bushing Applications: 2510, 1020, 2020, JD300, JD400, 1520, 2520, JD301, JD401, 2030, 4030, 3120, 820, 830, 1530, 1020, 1120, 820, 920, 350, 450,	\$5.75

John Deere®

**Tractor: Engines & Related Parts**

**Blocks & Components: Connecting Rods & Related**

Order No: WN-T23471

JD544, JD544A, 350B, JD310, 410, 300B, 301A, 302, 302A, 350C  
Features: Honable

Order No: WN-T23471S



Description	Retail
Piston Pin Bushing	\$5.75
Applications: 2510, 1020, 2020, JD300, JD400, 1520, 2520, JD301, JD401, 2030, 4030, 3120, 820, 830, 1530, 1020, 1120, 820, 920, 350, 450, JD544, JD544A, 350B, JD310, 410, 300B, 301A, 302, 302A, 350C	
Features: Boreable	

**Blocks & Components: Crankshafts & Related**

Order No: WN-4144M-10

Description	Retail
Bearing, Main Set	\$168.00
Applications: 1010, 2010	
Features: .010" Oversized, Gasoline, Upper & Lower Grooved 1010 Early, 2010 Early	

Order No: WN-4145M-30

Description	Retail
Bearing, Main Set	\$881.00
Applications: 1010, 2010	
Features: .030" Oversized, Diesel, Upper & Lower Grooved 1010 Early, 2010 Early	

Order No: WN-4344M

Description	Retail
Bearing, Main Set	\$164.00
Applications: 1010, 2010	
Features: Standard, Gasoline, Upper Grooved Only 1010 Late, 2010 Late	

Order No: WN-4344M-10

Description	Retail
Bearing, Main Set	\$164.00
Applications: 1010, 2010	
Features: .010" Oversized, Gasoline, Upper Grooved Only 1010 Late, 2010 Late	

Order No: WN-AR101267



Description	Retail
Bearing, Main, Thrust	\$47.25
Applications: 5010, 5020, 6030, 7520	
Features: Diesel, For 1 Journal, Standard	

Order No: WN-AR101268



Description	Retail
Bearing, Main	\$37.00
Applications: 744E, 762, 850, 855, 860B, 862, 8630, 8640, 8650, 8760, 8770, 8870, 890, 890A, 992D, 992E	
Features: Diesel, For 1 Journal, Standard	

Order No: WN-AR101269



Description	Retail
Bearing, Main, Thrust	\$15.00
Applications: 744E, 762, 850, 855, 860B, 862, 8630, 8640, 8650, 8760, 8770, 8870, 890, 890A, 992D, 992E	
Features: Diesel, For 1 Journal, Standard	

Order No: WN-AR104122



Description	Retail
Bearing, Main	\$37.00
Applications: 744E, 762, 850, 855, 860B, 862, 8630, 8640, 8650, 8760, 8770, 8870, 890, 890A, 992D, 992E	
Features: Diesel, For 1 Journal, .010 Oversized	

Order No: WN-AR104123



Description	Retail
Bearing, Main	\$37.00
Applications: 744E, 762, 850, 855, 860B, 862, 8630, 8640, 8650, 8760, 8770, 8870, 890, 890A, 992D, 992E	
Features: Diesel, For 1 Journal, .020 Oversized	

Order No: WN-AR104124



Description	Retail
Bearing, Main	\$37.00
Applications: 744E, 762, 850, 855, 860B, 862, 8630, 8640, 8650, 8760, 8770, 8870, 890, 890A, 992D, 992E	
Features: Diesel, For 1 Journal, .030 Oversized	

Order No: WN-AR104126



Description	Retail
Bearing, Main, Thrust	\$49.00
Applications: 744E, 762, 850, 855, 860B, 862, 8630, 8640, 8650, 8760, 8770, 8870, 890, 890A, 992D, 992E	
Features: Diesel, .010 Oversized	

Order No: WN-AR104127



Description	Retail
Bearing, Main, Thrust	\$49.00
Applications: 744E, 762, 850, 855, 860B, 862, 8630, 8640, 8650, 8760, 8770, 8870, 890, 890A, 992D, 992E	
Features: Diesel, .020 Oversized	

Order No: WN-AR104128



Description	Retail
Bearing, Main, Thrust	\$54.00
Applications: 744E, 762, 850, 855, 860B, 862, 8630, 8640, 8650, 8760, 8770, 8870, 890, 890A, 992D, 992E	
Features: Diesel, .030 Oversized	

Order No: WN-AR26428



Description	Retail
Crankshaft, 4 Cylinder, Diesel	\$1,834.00
Applications: 3010, 3020	
Features: 2 Pin Style 3010 Diesel, 3020 Diesel	

Order No: WN-AR26431



Description	Retail
Crankshaft, 6 Cylinder, Diesel	\$1,667.00
Applications: 105, 4010, 4020	
Features: 404 CID, Early	

Order No: WN-AR40485



Description	Retail
Crankshaft, 4 Cylinder, Diesel	\$1,584.00
Applications: 3020, 4270	
Features: 270 Engines, Lip on Flywheel End w/ 2 Studs & 4.5" Cap screws 3020 S/N 123000 or Engine S/N 125000-	

Order No: WN-AR43954



Description	Retail
Vibration Dampner	\$1,196.00
Applications: 4320, 4520, 4620, 4630, 7020, 5200, 5400, 5440, 5460	

Order No: WN-AR49025



Description	Retail
Crankshaft, Seal, Front	\$11.00
Applications: 3010, 3020, 4000, 4010, 4020, 4040, 4050, 4055, 4230, 4240, 4250, 4255, 4320, 4430, 4440, 4450, 4455, 4520, 4555, 4560, 4620, 4630, 4640, 4650	
Features: Diesel, With Wear Sleeve	

Order No: WN-AR49243



Description	Retail
Bearing, Main	\$12.00
Applications: 3010, 3020, 4000, 4010, 4020, 4040, 4230, 4320, 4520, 4620, 500, 500A, 500B, 600, 6600, 7700	


**Tractor: Engines & Related Parts**

**Blocks & Components: Crankshafts & Related**


**Order No: WN-AR49243**

Features: Diesel, Standard, For 1 Journal 6600 S/N 156502-


**Order No: WN-AR49245**

 Description	Retail
Bearing, Main Applications: 3010, 3020, 4000, 4010, 4020, 4040, 4230, 4320, 4520, 4620, 500, 500A, 500B, 600, 6600, 7700 Features: Diesel, .010 Oversized, For 1 Journal 6600 S/N 156502-	\$12.00


**Order No: WN-AR49246**

 Description	Retail
Bearing, Main Applications: 3010, 3020, 4000, 4010, 4020, 4040, 4230, 4320, 4520, 4620, 500, 500A, 500B, 6600, 7700 Features: Diesel, .020 Oversized, For 1 Journal 6600 S/N 156502-	\$12.00


**Order No: WN-AR49247**

 Description	Retail
Bearing, Main Applications: 3010, 3020, 4000, 4010, 4020, 4040, 4230, 4320, 4520, 4620, 500, 500A, 500B, 6600, 7700 Features: Diesel, .030 Oversized, For 1 Journal 6600 S/N 156502-	\$12.00

**Order No: WN-AR57241**

 Description	Retail
Crankshaft Dampner Applications: 4040, 4230, 4240, 4320, 4430, 4440, 4455, 6600, 6602, 6620, 6622, 7700, 7720, 690 Features: 3 Groove, 2 1/2" Wide, 404, 466 Diesel, 8 3/8" Diameter	\$155.00


**Order No: WN-AR58172**

 Description	Retail
Crankshaft, Dampner Pulley Applications: 4000, 4010, 4020 Features: Diesel, Single Groove, Without AC	\$145.00


**Order No: WN-AR58176**

Description	Retail
Crankshaft, Pulley Applications: 4000, 4020 Features: With Air Conditioning 4000 S/N 201000-, 4020 S/N 201000-	\$234.17


**Order No: WN-AR61351**

 Description	Retail
Engine, Balancer Applications: 2020, 2030, 2250, 2350, 2440, 2520, 2550, 3300, 6000 Features: Right Hand 6000 HI CYCLE	\$145.00


**Order No: WN-AR61352**

 Description	Retail
Engine, Balancer Applications: 2020, 2030, 2250, 2350, 2440, 2520, 2550, 3300, 6000 Features: Left Side 6000 HI CYCLE	\$145.00


**Order No: WN-AR67942**

 Description	Retail
Crankshaft, Seal, Front Applications: 1550, 1630, 1750, 1850, 2030, 2040, 2150, 2155, 2240, 2320, 2355, 2440, 2520, 2530, 3000, 4030, 5000, 5400N, 5500, 5700, 6100, 6200, 6300, 6500 Features: Diesel	\$6.50


**Order No: WN-AR74814**

 Description	Retail
Bearing, Main Applications: 3010, 3020, 4000, 4010, 4020, 4040, 4050, 4055, 4230, 4240, 4250, 4255, 4320, 4430, 4440, 4450, 4455, 4520, 4550, 4555, 4560, 4620, 4630, 4640, 4840 Features: Diesel, Standard, For 1 Journal	\$11.25


**Order No: WN-AR74816**

 Description	Retail
Bearing, Main Applications: 3010, 3020, 4000, 4010, 4020, 4040, 4050, 4055, 4230, 4240, 4250, 4255, 4320, 4430, 4440, 4450, 4455, 4520, 4550, 4555, 4560, 4620, 4630, 4640 Features: Diesel, .010 Oversized, For 1 Journal	\$11.25


**Order No: WN-AR74817**

 Description	Retail
Bearing, Main Applications: 3010, 3020, 4000, 4010, 4020, 4040, 4050, 4055, 4230, 4240, 4250, 4255, 4320, 4430, 4440, 4450, 4455, 4520, 4550, 4555, 4560, 4620, 4630, 4640 Features: Diesel, .020 Oversized, For 1 Journal	\$11.25


**Order No: WN-AR74818**

 Description	Retail
Bearing, Main Applications: 3010, 3020, 4000, 4010, 4020, 4040, 4050, 4055, 4230, 4240, 4250, 4255, 4320, 4430, 4440, 4450, 4455, 4520, 4550, 4555, 4560, 4620, 4630, 4640 Features: Diesel, .030 Oversized, For 1 Journal	\$11.25


**Order No: WN-AR77747**

 Description	Retail
Thrust Washer Set Applications: 3010, 3020, 4000, 4010, 4020, 4040, 4050, 4055, 4230, 4240, 4250, 4255, 4320, 4430, 4440, 4450, 4455, 4520, 4550, 4555, 4560, 4620, 4630, 4640 Features: Diesel, Standard, For 1 Journal, Set of 3	\$17.25


**Order No: WN-AR77748**

 Description	Retail
Bearing, Main, Thrust Applications: 3010, 3020, 4000, 4010, 4020, 4040, 4050, 4055, 4230, 4240, 4250, 4255, 4320, 4430, 4440, 4450, 4455, 4520, 4550, 4555, 4560, 4620, 4630, 4640, 4840 Features: Diesel, Standard, Flangeless	\$13.50


**Order No: WN-AR77750**

 Description	Retail
Bearing, Main, Thrust Applications: 3010, 3020, 4000, 4010, 4020, 4040, 4050, 4055, 4230, 4240, 4250, 4255, 4320, 4430, 4440, 4450, 4455, 4520, 4550, 4555, 4560, 4620, 4630, 4640 Features: Diesel, .010 Oversized, Flangeless	\$13.50

**Order No: WN-AR77751**

 Description	Retail
Bearing, Main, Thrust Applications: 3010, 3020, 4000, 4010, 4020, 4040, 4050, 4055, 4230, 4240, 4250, 4255, 4320, 4430, 4440, 4450, 4455, 4520, 4550, 4555, 4560, 4620, 4630, 4640 Features: Diesel, .020 Oversized, Flangeless	\$13.50

**Order No: WN-AR77752**

 Description	Retail
Bearing, Main, Thrust Applications: 3010, 3020, 4000, 4010, 4020, 4040, 4050, 4055, 4230, 4240, 4250, 4255, 4320, 4430, 4440, 4450, 4455, 4520, 4550, 4555, 4560, 4620, 4630, 4640 Features: Diesel, .030 Oversized, Flangeless	\$13.50


John Deere®




**Tractor: Engines & Related Parts**

**Blocks & Components: Crankshafts & Related**


**Order No: WN-AR77754**

Description	Retail
 Bearing, Main, Thrust Applications: 3010, 4010, 4020, 4230 Features: Diesel, Flangeless, Standard	\$15.00


**Order No: WN-AR77756**

Description	Retail
 Bearing, Main, Thrust Applications: 3010, 4010, 4020, 4230 Features: Diesel, Flangeless, .010 Oversized	\$15.00

**Order No: WN-AR77757**

Description	Retail
 Bearing, Main, Thrust Applications: 3010, 4010, 4020, 4230 Features: Diesel, Flangeless, .020 Oversized	\$15.00


**Order No: WN-AR77758**

Description	Retail
 Bearing, Main, Thrust Applications: 3010, 4010, 4020, 4230 Features: Diesel, Flangeless, .030 Oversized	\$15.00


**Order No: WN-AR78403**

Description	Retail
Crankshaft, 6 Cylinder, Diesel Applications: 6030, 7520, 8770, 8870 Features: Comes with Oil Pump Gear and Timing Gear	\$1,825.00


**Order No: WN-AR81786**

Description	Retail
 Bearing, Main, Thrust Applications: 2940, 3030, 3130, 4050, 4250, 4450, 5105, 5200, 5205, 5210, 5220, 5300, 5310, 5310N, 5320, 5320N, 5400, 5410, 5420N, 5500, 5510, 5510N, 5520N Features: STD, Diesel	\$14.00


**Order No: WN-AR81788**

Description	Retail
 Bearing, Main, Thrust Applications: 2940, 3030, 3130, 4050, 4250, 4450, 5105, 5200, 5205, 5210, 5220, 5300, 5310, 5310N, 5320, 5320N, 5400, 5410, 5420N, 5500, 5510, 5510N, 5520N Features: .010" Oversized, Diesel	\$14.00

**Order No: WN-AR81789**

Description	Retail
 Bearing, Main, Thrust Applications: 2940, 3030, 3130, 4050, 4250, 4450, 5105, 5200, 5205, 5210, 5220, 5300, 5310, 5310N, 5320, 5320N, 5400, 5410, 5420N, 5500, 5510, 5510N, 5520N Features: .020" Oversized, Diesel	\$14.00


**Order No: WN-AR81790**

Description	Retail
 Bearing, Main, Thrust Applications: 2940, 3030, 3130, 4050, 4250, 4450, 5105, 5200, 5205, 5210, 5220, 5300, 5310, 5310N, 5320, 5320N, 5400, 5410, 5420N, 5500, 5510, 5510N, 5520N Features: Diesel, .030" Oversized	\$14.00

**Order No: WN-AR83610**

Description	Retail
 Piston, Cylinder Kit Applications: 4050, 4240, 6620 Features: Diesel 4050 S/N -6592	\$244.25

**Order No: WN-AR89622**

Description	Retail
 Thrust Washer Set Applications: 5010, 5020, 6030, 644B, 646B, 700, 700A, 7520, 760, 760A, 770, 770A, 772A, 744E, 762, 850, 855, 860B, 862, 8630, 8640, 8650, 8760, 8770, 890 Features: Diesel, Standard, Set of 3	\$29.00


**Order No: WN-AR92533**

Description	Retail
Crankshaft, 6 Cylinder, Diesel Applications: 5460, 5820, 5830, 8630, 8640, 8650 Features: With Gear, 6-531, 6-619, 10.1L Made in Spain from Bycan-Sellen Associates.	\$1,992.00

**Order No: WN-AR96189**

Description	Retail
Crankshaft, 6 Cylinder, Diesel Applications: 4020, 4055, 4240, 4250, 4255, 4320, 4430, 4440, 4450, 4520, 4640, 4650, 4850, 5200, 5400, 5440, 5730, 6600, 6620, 7700, 7720, 8820, 9500, 9600 Features: Without Oil Pump Gear, 6-404 Late, 6-466 Early	\$1,667.00

**Order No: WN-AR96189WG**

Description	Retail
 Crankshaft, 6 Cylinder, Diesel Applications: 4000, 4010, 4020, 4040, 4230, 4240, 4430, 4240, 4430, 4440, 4450, 4630, 4640, 4650, 4830, 4840, 4850, 4960, 8430, 8440, 8450, 7700, 7720, 8820, 466, 600, 644, 644A, 644C, 646C, 690, 690A, 693C, 740, 740A, 743, 743A, 762A, 762B, 770A, 770B, 772A, 772B, 790, 790D, 792, 793D, 850B, 892D Features: With Oil Pump Gear, Short Nose, 2-3/4" Shoulder To Snout 6076, 9950, 5460, 5720, 5730	\$2,042.00

**Order No: WN-AT18030**

Description	Retail
Crankshaft, 4 Cylinder, Diesel Applications: 1052, 1155, 1840, 2020, 2030, 2120, 2130, 2140, 2250, 2320, 2350, 2355, 2355CS, 2440, 2450, 2510, 2520, 2530, 2535, 2550, 2555, 2555CS Features: 300 Series, 4.202D, 4.219D, 4.239D, 4.239DT, Does Not Incr. Bearing, 2555TSS, 2650, 2730, 2735, 2750, 2755, 2850, 2855, 2855N, 3300, 3330, 3430, 940, 3300, 6602, 499,	\$639.00


**Order No: WN-AT18031**

Description	Retail
Crankshaft, 3 Cylinder, Diesel Applications: 820, 830, 1020, 1030, 1040, 1140, 1350, 1420, 1520, 1530, 1550, 1630, 1750, 1850, 2040, 2150, 2155, 2240, 2330, 5200, 5300, 5400, 5500	\$507.31

**Order No: WN-AT21132**

Description	Retail
 Bearing, Main, Thrust Applications: 820, 830, 840, 930, 940, 1020, 1030, 1040, 1120, 1130, 1140, 1350, 1520, 1530, 1550, 1630, 1640, 1750, 1830, 1840, 1850, 1950, 2020, 2030, 2040 Features: Diesel, .010 Oversized	\$20.50

**Order No: WN-AT21134**

Description	Retail
 Bearing, Main, Thrust Applications: 820, 830, 840, 930, 940, 1020, 1030, 1040, 1120, 1130, 1140, 1350, 1520, 1530, 1550, 1630, 1640, 1750, 1830, 1840, 1850, 1950, 2020, 2030, 2040 Features: Diesel, .020 Oversized	\$20.50


**Order No: WN-AT21136**

John Deere®


**Tractor: Engines & Related Parts**

**Blocks & Components: Crankshafts & Related**

Order No: WN-AT21136

Description	Retail
 Bearing, Main, Thrust Applications: 820, 830, 840, 930, 940, 1020, 1030, 1040, 1120, 1130, 1140, 1350, 1520, 1530, 1550, 1630, 1640, 1750, 1830, 1840, 1850, 1950, 2020, 2030, 2040 Features: Diesel, .030 Oversized	\$20.50

Order No: WN-AT21139

Description	Retail
 Bearing, Main, Thrust Applications: 820, 830, 840, 930, 940, 1020, 1030, 1040, 1120, 1130, 1140, 1350, 1520, 1530, 1550, 1630, 1640, 1750, 1830, 1840, 1850, 1950, 2020, 2030, 2040 Features: Diesel, Standard	\$20.50

Order No: WN-AT22562

Description	Retail
Crankshaft, 6 Cylinder, Diesel Applications: 1072, 1075, 2840, 2940, 2950, 2955, 3050, 3120, 3130, 3140, 3140C, 3150, 3155, 3155K, 3155TS, 3155TSS, 3255, 3350, 3530, 3540, 3550, 4030, 4050, 4530, 7200, 3420, 44, 444C, 444CH, 444D, 54, 540A, 544, 544A, 544E, 544EH, 544G, 55, 570A, 570B, 65, 710B, 710C, 4400, 4420, 4425, 4435, 6600 Features: No Bearings. 6-303, 6-329, 6-359 Engines 4400 s/n 277549-, 4420 s/n 277548-, 4425 s/n 277549-, 3120 s/n -277548, 3420 s/n 158976-, 1072, 2840, 3130, 3530, 444, 444C, 444CH, 444D, and 710B s/n 277549-, 540A s/n -277548,	\$948.64

Order No: WN-HAR-61351

Description	Retail
Engine, Balancer, Shaft Applications: 2020, 2510, 2520 Features: Right Side, Gasoline & Diesel	\$98.25

Order No: WN-HAR-61352

Description	Retail
Engine, Balancer, Shaft Applications: 2020, 2510, 2520 Features: Left Side, Gasoline & Diesel	\$98.25


Order No: WN-HM1453S-20

Description	Retail
Bearing, Main Set Applications: 5010, 5020, 6030, 7520 Features: .020" Oversized	\$173.00

Order No: WN-HM1459S

Description	Retail
Bearing, Main Set Applications: 2840, 2940, 2950, 2955, 3055, 3150, 3155, 3255, 4030, 4050, 7200, 7400, 7600 Features: STD	\$134.00

Order No: WN-HM1529S

Description	Retail
 Bearing, Main Set Applications: 4000, 4020, 4040, 4055, 4230, 4240, 4250, 4255, 4320, 4430, 4440, 4450, 4455, 4520, 4555, 4560, 4620, 4630, 4640, 4650, 4755, 4760, 4840, 4850 Features: STD, Diesel	\$188.00

Order No: WN-HM1529S-10

Description	Retail
Bearing, Main Set Applications: 4000, 4020, 4040, 4055, 4230, 4240, 4250, 4255, 4320, 4430, 4440, 4450, 4455, 4520, 4555, 4560, 4620, 4630, 4640, 4650, 4755, 4760, 4840, 4850 Features: .010" Oversized	\$188.00

Order No: WN-HM1624S

Description	Retail
Bearing, Main Set Applications: 8630, 8640, 8650, 8760, 8770, 8870 Features: STD	\$231.00

Order No: WN-HM1624S-10

Description	Retail
Bearing, Main Set Applications: 8630, 8640, 8650, 8760, 8770, 8870 Features: .010" Oversized, 619 CID	\$236.00

Order No: WN-HM1624S-20

Description	Retail
Bearing, Main Set Applications: 8630, 8640, 8650, 8760, 8770, 8870 Features: .020" Oversized	\$236.00

Order No: WN-HM319S

Description	Retail
Bearing, Main Set Applications: M, 40, 320, 330, 420, 430, 440 Features: STD	\$153.00

Order No: WN-HM319S-10

Description	Retail
Bearing, Main Set Applications: M, MT 40, 320, 330, 40, 420, 430, 440 Features: .010" Oversized	\$153.00

Order No: WN-HM836S

Description	Retail
Bearing, Main Set Applications: 3010, 3020 Features: STD, Early Gasoline	\$119.00

Order No: WN-HM836S-10

Description	Retail
Bearing, Main Set Applications: 3010, 3020 Features: .010" Oversized, Early Gasoline	\$119.00

Order No: WN-HM837S

Description	Retail
Bearing, Main Set Applications: 3010, 3020 Features: Diesel, STD 3020 S/N -123000	\$122.00

Order No: WN-HM837S-20

Description	Retail
Bearing, Main Set Applications: 3010, 3020 Features: Diesel, .020" Oversized 3020 S/N -123000	\$122.00

Order No: WN-HM838S

Description	Retail
Bearing, Main Set Applications: 4010, 4020 Features: STD, Gasoline 4020 s/n -201000	\$120.00

Order No: WN-HM839S

Description	Retail
Bearing, Main Set Applications: 4010, 4020 Features: STD, Diesel 4020 S/N -215000	\$164.00

Order No: WN-HM874S

Description	Retail
Bearing, Main Set Applications: 1020, 1520, 1530, 2040, 2150, 2155, 2240, 2255, 5200, 5205, 5210, 5300, 5400 Features: STD, Diesel	\$85.25

Order No: WN-HM875S

Description	Retail
Bearing, Main Set Applications: 2020, 2030, 2350, 2355, 2440, 2510,	\$102.00

John Deere®

**Tractor: Engines & Related Parts**

**Blocks & Components: Crankshafts & Related**


**Order No: WN-HM875S**

2520, 2550, 2555, 2630, 2640, 2750, 2755, 2855, 5500, 6200, 6300, 6400, 6500  
Features: STD, Diesel


**Order No: WN-HM875S-10**

Description	Retail
Bearing, Main Set Applications: 2020, 2030, 2350, 2355, 2440, 2510, 2520, 2550, 2555, 2630, 2640, 2750, 2755, 2855, 5500, 6200, 6300, 6400, 6500 Features: .010" Oversized, Diesel	\$102.00

**Order No: WN-JD7557**

Description	Retail
 PTO Bearing Race Applications: 1020, 1120, 1520, 2020, 2030, 2120, 2140, 2355, 2440, 2510, 2520, 2555, 2630, 2640, 2750, 2755, 2840, 2855, 2940, 2950, 2955, 3020, 3040, 3055, 3120, 3140, 3150, 3155, 3255, 4000, 4020, 4030, 4040, 4050, 4055, 4230, 4240, 4250, 4255, 4320, 4430, 4440, 4450, 4455, 600, 500C, 500B, 500A Features: For Inside End of 540 PTO Output Shaft Additional Models: 300, 301, 400, 401, 500	\$10.00

**Order No: WN-JD7654**

Description	Retail
 Governor Bearing Applications: A, B, 50, 520, 530, 60, 620, 630, 70, 720, 730 Features: .750" ID, 2.080" OD, Used in Fan, Governor & Ventilator Pump	\$36.08

**Order No: WN-MS1529P**

Description	Retail
Bearing, Main Set Applications: 4440, 4640, 4840, 8440 Features: STD	\$188.00

**Order No: WN-MS1529P-10**

Description	Retail
Bearing, Main Set Applications: 4000, 4020, 4040, 4055, 4230, 4240, 4250, 4255, 4320, 4430, 4440, 4450, 4455, 4520, 4555, 4560, 4620, 4630, 4640, 4650, 4755, 4760, 4840, 4850 Features: .010" Oversized Additional Applications: 4755, 4960, 7020, 7800, 8100, 8200, 8300, 8430, 8440, 8450, 8560, 8570	\$188.00

**Order No: WN-NAR102218**

Description	Retail
Crankshaft, Dampener Applications: 4640, 4650, 4840, 4850, 8440, 8450	\$354.00


**Order No: WN-NAR-104565**

Description	Retail
Bearing, Main, Thrust Applications: 5010, 5020, 6030, 7520 Features: Diesel, .020 Oversized	\$32.50

**Order No: WN-NAR-104569**


Description	Retail
Bearing, Main Applications: 5010, 5020, 6030, 7520 Features: Diesel, .020 Oversized	\$28.75

**Order No: WN-NR-26058**

Description	Retail
 Rear Crankshaft Seal Housing Gasket Applications: 3010, 3020, 4000, 4010, 4020, 4040, 4050, 4055, 4230, 4240, 4250, 4255, 4440, 4455, 4555, 4560, 4620, 4630, 4640, 4650, 4690, 4755, 4760, 4830, 4840, 4850, 4955, 7700, 7710, 7800, 7810, 8100, 8110, 8200, 8210, 8300, 8310, 8400, 8410, 8560, 8570, 9100, 500, 500A, 500B, 500C,	\$5.76

510, 600, 644  
Features: Fits John Deere Industrial 644A, 644C, 644D, 644E, 644G, 644H, 646C, 646, 646B, 690, 690A, 690B, 690C, 693B, 693C, 740A, 740E, 740G, 743, 743A, 748G, 762A, 762B, 770A, 770B, 770C, 772A, 790, 790D, 792, 792D, 848G, 850B, 850C, 892E, 4050 S/N -6592

**Order No: WN-NR-91708**

Description	Retail
 Engine, Balancer, Bushing Applications: 1640, 1830, 1840, 1950, 2020, 2030, 2120, 2130, 2140, 2350, 2355, 2440, 2450, 2510, 2520, 2550, 2555, 2630, 2640, 2650, 2750, 2755, 2850, 2855 Features: Oversized Outer Diameter 5500N, 5510, 6100, 6200, 6210, 6300, 6310, 6400, 6410, 6500, 6510	\$17.25


**Order No: WN-NRE59810**

Description	Retail
Crankshaft, Seal, Front Applications: 6400, 6500 Features: 4045 Power Tech Engines	\$21.75


**Order No: WN-NRE59811**

Description	Retail
Crankshaft, Wear Sleeve, Front Applications: 4045 Features: 4045 Power Tech Engines	\$22.50

**Order No: WN-R115299**

Description	Retail
 Bushings, Balancer Shaft Applications: 260, 270, 280, 5210, 5310, 5310N, 5320, 5410, 5415, 5420, 5425, 5510, 5520, 5525, 6110, 6120, 6210, 6220, 6310, 6320, 6410, 6420, 6510, 6520 Features: 4.5L Powertech Diesel	\$7.00


**Order No: WN-R525767**

Description	Retail
 Connecting Rod, Bearing Applications: 7710, 7810, 8100, 8100T, 8110, 8110T, 8120, 8120T, 8200, 8200T, 8210, 8210T, 8220, 8220T, 8300, 8300T, 8310, 8310T, 8320, 8320T, 8400, 8400T	\$15.75


**Order No: WN-R53031**

Description	Retail
Crankshaft, Dampener Applications: 3010, 3020, 4000, 4020, 4230 Features: 3010 Gas, 4000 Gas S/N 201000-, 4020 Gas, 4230 Gas	\$133.04

**Order No: WN-R57160**

Description	Retail
 Engine, Balancer, Bushing Applications: 1640, 1830, 1840, 2020, 2030, 2120, 2130, 2140, 2350, 2355, 2440, 2450, 2510, 2520, 2550, 2555, 2630, 2640, 2650, 2750, 2755, 2850, 2855, 3300 Features: Diesel	\$4.75

**Order No: WN-R78598**

Description	Retail
 Thrust Washer, Single Applications: 820, 830, 840, 930, 940, 1020, 1030, 1040, 1120, 1130, 1140, 1350, 1520, 1430, 1550, 1630, 1640, 1750, 1830, 1840, 1850, 1950, 2020, 2030, 2040 Features: Diesel, Standard	\$7.25

**Order No: WN-R80808**

Description	Retail
Crankshaft, Pulley Applications: 2020, 2030, 2440, 2630, 2640 Features: Single Groove	\$106.85

**Order No: WN-R97926**




**Tractor: Engines & Related Parts**

**Blocks & Components: Crankshafts & Related**


Order No: WN-R97926

Description	Retail
Crankshaft, 4 Cylinder, Diesel Applications: 6300 Features: Long Nose, 60 MM	\$592.00

Order No: WN-RE13310

Description	Retail
 Crankshaft, Seal, Rear, With Sleeve Applications: 5010, 5020, 6030, 644B, 646B, 700, 700A, 760, 760A, 7520, 770, 770A, 772A, 744E, 762, 850, 855, 860B, 862, 8630, 8640, 8650, 8760, 8870, 890 Features: Diesel	\$39.00


Order No: WN-RE15018

Description	Retail
 Dampener Pulley Applications: 4050, 4055, 4250, 4255, 4450, 4455, 4555, 4560, 4650, 4755, 4760, 4850, 4955, 4960, 8450, 9950, 9960, 9965, 9970, 664D, 770A, 770AH, 770B, 770BH, 772A, 772AH, 772B, 772BH Features: 4650 S/N 259893-, 8450 S/N 259893-	\$195.00


Order No: WN-RE20585

Description	Retail
Crankshaft, 4 Cylinder, Diesel Applications: 940, 1032, 1042, 1133, 1144, 1155, 2040, 2130, 2140, 2255, 2350, 2355, 2450, 2535, 2550, 2555, 2650, 2730, 2750, 2755, 2850, 2855, 3330, 3430, 5500N, 5700, 6100, 6200, 6210, 6300, 6310, 6500, 6602, 210C, 210D, 244E, 290D, 300D, 310C, 315C, 315D, 34, 400G, 415B, 415C, 44, 45, 482C, 490	\$659.51

Order No: WN-RE22764

Description	Retail
 Crankshaft, Seal, Rear Applications: 3010, 3020, 4000, 4010, 4020, 4040, 4050, 4230, 4240, 4250, 4320, 4430, 4440, 4450, 4455, 4520, 4555, 4560, 4620, 4630, 4640, 4650 Features: Diesel 4050 S/N -6592	\$30.00


Order No: WN-RE24975

Description	Retail
 Dampener Pulley Applications: 8100, 8100T, 8110, 8110T, 8200, 8200T, 8210, 8210T, 8300, 8300T, 8310, 8310T, CTS, 9500, 9500SH, 9600	\$235.00


Order No: WN-RE26282

Description	Retail
Engine, Balancer Applications: 2020, 2130, 2510, 2140, 2750 Features: Right Hand	\$179.44


Order No: WN-RE26283

Description	Retail
 Engine, Balancer Applications: 1640, 1830, 2020, 2030, 2130, 2140, 2250, 2320, 2350, 2355, 2440, 2510, 2520, 2550, 2555, 2650, 2650N, 2750, 2755, 2850, 2855N, 5500, 5500N, 3430, 210C, 290D, 300D, 310A, 310B, 310C, 315C, 315D, 400, 400G, 401B, 401D, 410, 410B, 415B, 450, 450C, 450D, 455D, 480, 480B, 480C, 482C, 70, 70D Features: Left Hand 450 s/n -158257, 6200, 6200L, 6300, 6300L, 4400, 6100, 6500, 6600	\$98.25


Order No: WN-RE27352

Description	Retail
 Bearing, Main Applications: 820, 830, 840, 930, 940, 1020, 1030, 1040, 1520, 1530, 1550, 1630, 1640, 1830, 1840, 1850, 1950, 2020, 2030, 2040, 3030, 3120, 3130, 4030, 4400 Features: STD, For 1 Journal, Diesel	\$9.75


Order No: WN-RE27353

Description	Retail
 Bearing, Main Applications: 820, 830, 840, 930, 940, 1020, 1030, 1040, 1520, 1530, 1550, 1630, 1640, 1830, 1840, 1850, 1950, 2020, 2030, 2040, 3030, 3120, 3130, 4030, 4400, 5105, 5200, 5205, 5210, 5220, 5300, 5310, 5400, 240, 8875 Features: Diesel, For 1 Journal, .010" Oversized	\$9.75


Order No: WN-RE27360

Description	Retail
 Bearing, Main Applications: 820, 830, 840, 930, 940, 1020, 1030, 1040, 1120, 1130, 1140, 1350, 1520, 1530, 1550, 1630, 1640, 1750, 1830, 1840, 1850, 1950, 2020, 2030, 2040 Features: Diesel, For 1 Journal, .020" Oversized	\$9.75

Order No: WN-RE27368

Description	Retail
 Bearing, Main Applications: 820, 830, 840, 930, 940, 1020, 1030, 1040, 1120, 1130, 1140, 1350, 1520, 1530, 1550, 1630, 1640, 1750, 1830, 1840, 1850, 1950, 2020, 2030, 2040 Features: Diesel, For 1 Journal, .030" Oversized	\$9.75

Order No: WN-RE44574

Description	Retail
 Rear Seal Crankshaft Applications: 1020, 2520, 4050, 2240, 7600, 5200, 5300, 5400, 7200, 7400, 7200, 7210, 7410, 7510, 7610, 7710, 7810, 5210, 5310, 5310N, 5105, 5205, 5320N, 5420N, 5520N, 3030, 3130, 1830, 2030, 2130, 2040, 2240, 1030, 1130, 1630, 2150, 2255, 1640, 2040, 2040S, 2140, 3040, 3140, 2350, 2550, 2750, 2950 Features: Additional Tractor Models: 3150, 2955, 2755, 2355, 2555, 2155, 2355N, 3155, 3055, 3255, 6200, 6300, 6400, 6500, 6200L, 6300L, 6400L, 6500L, 6110, 6210, 6310, 6410, 6110L, 6210L, 6310L, 6410L, 6510L, 6310S, 6410S, 6510S, 6405, 6605, 6120, 6220, 6320, 6420, 6120L, 6220L, 6320L, 6420L, 6520L, 6215, 6415, 6615, 6715, 7430, 7330, 5045D, 5045E, 5055D, 5055E, 5065E, 5075E, 7530, 6230, 6330, 6430, 7130, 7230, 7130, 7230, 7500, 7405, 5415, 5415H, 5615, 5715, 5715HC, 5415, 6415, 5425N, 5725N, 6100D, 6110D, 6115D, 6125D, 6130D, 6140D, 5415, 5615, 5715, 6140J, 6155J, 5076E, 5076EL, 5076EF, 5082E, 5090E, 5090EL, 5090EH, 7505, 6403, 6603, 7220, 7320, 7420, 7520, 4120, 4320, 4520, 4720, 5420, 5520, 5603, 5083EN, 5093EN, 5101EN, 5065M, 5075M, 7630, 7730, 7830, 7930, 5325N, 5425N, 5525N, 5225, 5325, 5425, 5525, 5625, 5400N, 5500N, 7830, 7930, 5045D, 6110B, 5055E, 5065E, 5075E, 5045E, 5055E, 5065E, 5075E, 5075M	\$26.25

Order No: WN-RE45517

Description	Retail
Crankshaft, 6 Cylinder, Diesel Applications: 414, 414D, 544B, 544D, 624E, 624G, 640, 640D, 640E, 643, 648D, 648E, 648G, 653, 655B, 670, 670A, 607B, 672A, 672B, 690D, 690E, 693D, 750, 750B Features: 414 CID, 6.8 Liter	\$1,325.00

Order No: WN-RE500448

Description	Retail
Balancer Shaft Applications: 5410, 5415, 5415N, 5420, 5420N, 5425, 5425N, 5510, 5515, 5520, 5520N, 5525, 5525N, 5615, 5620, 5715, 6110, 6110L, 6120L, 6120, 6210L, 6210, 6215, 6220, 6220L, 6230, 6310, 6310L, 6310S, 6320, 6320L, 6330, 6403, 6405, 6410, 6410L, 6410S, 6415, 6420, 6415, 6420L, 6420S, 6430, 6510L	\$106.00

John Deere®

**Tractor: Engines & Related Parts**

**Blocks & Components: Crankshafts & Related**

Order No: WN-RE500448

Features: Right Hand 5510N, 6510S, 344H, 310SE, 310G, 410G, 280, 270, 324H, 310E, 210LE, 444J, 444H, 310SG, 315SE, 315SG, 410E

Order No: WN-RE500449

Description	Retail
Balancer Shaft Applications: 5410, 5415, 5415N, 5420, 5420N, 5425, 5425N, 5510, 5515, 5520, 5520N, 5525, 5525N, 5615, 5620, 5715, 6110, 6110L, 6120L, 6120, 6210L, 6210, 6215, 6220, 6220L, 6230, 6310, 6310L, 6310S, 6320, 6320L, 6330, 6403, 6405, 6410, 6410L, 6410S, 6415, 6420, 6420L, 6420S, 6430, 6510L Features: Left Hand 5510N, 6510S, 344H, 310SE, 310G, 410G, 280, 270, 324H, 310E, 210LE, 444J, 444H, 310SG, 315SE, 315SG, 410E	\$106.00

Order No: WN-RE504198



Description	Retail
Thrust Bearing Applications: CTS, 2256, 2258, 2264, 2266, 9510SH, 9550SH, 9560, 9610, 9640, 9650CTS, 9660CTS, 9680WTS, 9750STS, 9760STS, 9780CTS, 7810, 7820, 7920, 8100, 8110, 8120, 8200, 8210, 8220, 8300, 8310, 83320, 8400, 8410, 8420, 8520, 9100, 9120, 250, 300, 330, 370, 530B, 535, 560D, 608, 644, 660D Features: STD, 6081 - 8.1L Engine CTS S/N 071443-072697, 2264 S/N -068583, 2266 S/N -068583, 9560WTS S/N -080015, 9580 S/N -080015, 9780CTS S/N 071443-072697, Fits John Deere Construction & Industrial 724, 740, 748, 753, 759, 770, 772, 848G, 850, 853, 870, 872, 900 S/N 001001-, 903, 909, 950 S/N 009004-, 953, 959, 1710, 1711, Fits John Deere Harvester1470, 3510 NW S/N -060036, 9970, 9976, 9986, 9996, Fits John Deere Sprayer 4920	\$58.25

Order No: WN-RE504199



Description	Retail
Thrust Bearing Applications: CTS II, 9510, 9510SH, 9550, 9550 Sidehill, 9560STS, 9610, 9640, 9650, 9650CTS, 9650STS, 9660, 9660CTS, 9660STS, 9680, 9750STS, 9750STS, 7710, 7810, 7820, 7920, 8100, 8100T, 8110, 8110T, 8120, 8120T, 8200, 8200T, 8210, 8210T, 8220, 8220T, 8300, 8300T, 8310, 8310T, 8320, 8320T Features: .292mm Oversized (.011"), 6081 - 8.1L Engine Additional Applications: 8400T, 8410, 8410T, 8420, 8420T, 8520, 8520T, 9100, 9120, 9970, 9978, 9986, 9996, 6610, 6650, 7200	\$52.50

Order No: WN-RE50618



Description	Retail
Crankshaft, 4 Cylinder, Diesel Applications: 5403, 5410, 5415, 5415H, 5420, 5420N, 5426, 5425N550G, 550G, 550H, 5510, 5510N, 5520, 5520N, 5525, 5525N, 555G, 5605, 5615, 5705, 5715, 5715HC, 6110, 6110L, 6120, 6120L, 6215, 6220, 6220L, 6310, 6310L, 6310S, 6320, 6320L, 6403, 6405, 6410L, 6410S, 6415, 6420, 6420L, 650G, 650H Features: 4.5 Powertech Engine, No Center Ring, Straight Snout 120, 210LE, 310E, 310G, 310SE, 310SG, 315SE, 315SG, 410E, 410G, 444H, 450G, 450H, 455G, 485E, 486E, 488, 6510L, 6510S, 6520L, 260, 270, 280, 6700 Flat Flange, No Centering Ring, Four Bolt Holes and One Dowel Hole/ Straight Snout, Four Bolt Holes, One Keyway Timing Gear Installed, 30 Helical Teeth.	\$1,313.00

Order No: WN-RE515785

Description	Retail
Crankshaft Applications: 6505, 6510, 6515, 6520, 6605, 6715, 7410, 7210, 7220, 7320, 7410, 7420, 7425, 7510, 7515, 7520, 7525, 7610, 7810, TC54H, TC62H, TC62H, 230LC, 230LCR, 230LCRD, 270CLC, 270LC, 330B, 335, 335C, 430B, 435, 435C437C, 544H, 544HLL, 624H, 624HLL, 643H, 653E Features: 6068T, Straight Nose 6603, 6610, 6620, 6810, 6820, 6910, 6910S, 6920, 6920S, 4990, 4995, SE6510, SE6610, SE6620, 6110B, 653G, 670CH, 672CH, 690ELC, 700H, 710, 710G, 710J, 740, 750C, 750CII, 840, 843H, 850C, 460DG, 540G, 540G-III, 548GIII, 640G, 640G-III, 4700, 4710	\$1,545.54

Order No: WN-RE520036



Description	Retail
Crankshaft, Seal, Rear Applications: 3020, 4000, 4010, 4020, 4320, 4520, 6620, 7020, 7610, 7710, 7810, 7820, 7920, 8100, 8100T, 8110, 8110T, 8120, 8200, 8200T, 8210, 8210T, 8220, 8220T, 8300, 8310, 8310T, 8320, 8320RT, 8400, 8400T, 8420, 8420T, 8520, 9500, 9510, 9550, 9560STS, 9650CTS, 9600, 9660, 9660STS, 9750STS Features: With Sleeve Tractors 9100, 9120	\$32.00

Order No: WN-RE53201

Description	Retail
Crankshaft, 6 Cylinder, Diesel Applications: 7600, 7700, 7800, 8100, 8200, 8300, 8400, 8560, 8570, 8760, 8770, 8870, 8960, 8970, 9500, 9500 SH, 9600, 9965, 9970, CTS, 644G, 6610, 6740, 6810, 6910 Features: 6076 W/ Gear, Long Nose, 3.4" From Shoulder to End of Snout	\$1,875.00

Order No: WN-RE534183



Description	Retail
Thrust Bearing Applications: CTS II, 7710, 9510, 9510SH, 9550, 9550SHI, 9560STS, 9610, 9640, 9650, 9650CTS, 9650STS, 9660, 9660CTS, 9660STS, 9680, 9750STS, 9750STS Features: .011", Flanged	\$48.25

Order No: WN-RE534184



Description	Retail
Thrust Bearing Applications: CTS II, 7710, 9510, 9510SH, 9550, 9550SHI, 9560STS, 9610, 9640, 9650, 9650CTS, 9650STS, 9660, 9660CTS, 9660STS, 9680, 9750STS, 9750STS Features: .022", Flanged	\$48.25

Order No: WN-RE53422



Description	Retail
Crankshaft, 6 Cylinder, Diesel Applications: 4020, 4055, 4240, 4250, 4255, 4320, 4430, 4440, 4450, 4520, 4640, 4650, 4850, 5200, 5400, 5440, 5730, 6600, 6620, 7700, 7720, 8820, 9500, 9600 Features: 6076 w/ Helical Gear, Short Nose, 3" Shoulder to Snout Can be used in early style blocks with Cam driven oil pump if key # R116311 is used.	\$1,894.00

Order No: WN-RE56792




Description	Retail
Crankshaft, 4 Cylinder, Diesel Applications: 2630, 2640 Features: Short Nose, 53.6 mm From Tip Of The Crank To The First Rise	\$992.00

Order No: WN-RE57603


**Tractor: Engines & Related Parts**

**Blocks & Components: Crankshafts & Related**


Order No: WN-RE57603

Description	Retail
 Damper Pulley Applications: 8100, 8120, 8120T, 8200, 8220, 8220T, 8300, 8320, 8320T, 8400, 8410, 8420, 8420T, 9100, 6610, 6650, 9976, 9510, 9510SH, 9610, CTSII	\$195.00


Order No: WN-RE61253

Description	Retail
 Thrust Washer Set Applications: CTS II, 9510, 9510SH, 9550, 9550 Sidehill, 9560STS, 9610, 9640, 9650, 9650CTS, 9650STS, 9660, 9660CTS, 9660STS, 9680, 9750STS, 9750STS Features: STD, 8.1L Engine, Set of 3	\$38.00


Order No: WN-RE65168

Description	Retail
 Bearing, Main, Thrust Applications: 6110, 6120, 6210, 6215, 6220, 6310, 6320, 6405, 6410, 6415, 6420, 6520, 6605, 7210, 7220, 7320, 7410, 7420, 7510, 9400, 9410, 9450, 9550, 9560 Features: STD	\$24.50


Order No: WN-RE65911

Description	Retail
 Bearing, Main Applications: 5210, 5310, 5410, 5415, 5420, 5425, 5510, 5520, 5525, 6110, 6210, 6310, 6320, 6410, 6420, 6520, 7210, 7220, 7320, 7410, 7420, 7510, 7520, 7610 Features: .254mm Oversized	\$11.75


Order No: WN-RE65912

Description	Retail
 Bearing, Main, Thrust Applications: 6110, 6120, 6210, 6215, 6220, 6310, 6320, 6405, 6410, 6415, 6420, 6520, 6605, 7210, 7220, 7320, 7410, 7420, 7510, 9400, 9410, 9450, 9550, 9560 Features: .254mm Oversized	\$26.25

Order No: WN-RG23551

Description	Retail
 Crankshaft, 6 Cylinder, Diesel Applications: 4055, 4255, 4455, 4555, 4560, 4755, 4760, 7700, 7800, 8100, 8200, 8300, 8560, 8570, 9500, 9500SH, CTS, 9600, 644E, 644ER, 644G, 740G, 770B, 770BH, 772B, 772BH, 792D, 792DLC, 792LC, 850C, 892E, 892ELC, 892LC, 9960, 9965, 9970, 6610 Features: 6076 w/ Straight Gear, Short Nose, 3" Shoulder to Snout Tractor Models all w/ S/N 500000-: 4055, 4255, 4455, 4555, 4560, 4755, 4760, 7700, 7800, 8100, 8200, 8300, 8560, 8570	\$1,550.00

Order No: WN-RP251225

Description	Retail
 Main Bearing Set Applications: 4320, 4520, 7020, 4620, 4760, 4055, 4255, 4455, 4555, 4560, 4755, 4050, 4240, 4430, 4630, 4040, 4230, 4650, 4050E, 4250, 4450, 4020, 4010, 8450, 4850, 8100, 7700, 7800, 8200, 8570, 8300, 8560, 4955, 4960, 4440, 8430, 4640, 8440, 4840, 4000, 9500, 9600, 6620, 6602, 7700, 6600SH, 6600 Features: .020", with Thrust Washers Additional Models: 7720, 6622, 105, 7722, 8820, CTS, 9960, 9950, 9970, 9965, 5440, 5720, 5730, 6610	\$187.00

Order No: WN-SS46829

Description	Retail
Crankshaft, Seal, Rear, With Sleeve Applications: 4020, 4320, 4520, 4620	\$26.75

Order No: WN-SS62700

Description	Retail
Crankshaft, Seal, Rear Applications: 2020, 2030, 2040, 2150, 2155, 2240, 2255, 2350, 2355, 2440, 2510, 2520, 2550, 2555, 2630, 2640, 2750, 2755, 2840, 2855, 2940, 2950, 2955, 3050, Features: With Wear Sleeve, Neoprene	\$19.75

Order No: WN-T20094

Description	Retail
Crankshaft, Gear Applications: 820, 830, 1020, 1030, 1040, 1140, 1350, 1420, 1520, 1530, 1550, 1630, 1750, 1850, 2020, 2040, 2150, 2155, 2240, 2330, 2510, 2630, 2640 Features: Helicoidal, For 300 Series Diesel Engines	\$69.51

**Blocks & Components: Cylinder Kits & Components**

Order No: WN-151367

Description	Retail
Piston, Ring Set Applications: D Features: 0.045 Oversize, 501, 2 Cylinder	\$345.00

Order No: WN-251483

Description	Retail
Bushing, Piston Pin Applications: 420, 430	\$25.50

Order No: WN-2C7119

Description	Retail
Piston, Ring Set Applications: 1010 Features: Gasoline, Set Of Four, 3 1/2" Bore	\$18.75


Order No: WN-2C7675

Description	Retail
Piston, Ring Set Applications: 420, 430, 440, 3020 Features: Gasoline, 4.25" STD Bore, 4 Rings 3020 S/N -123000	\$37.00

Order No: WN-AR53226

Description	Retail
Piston, Ring Set Applications: 531T, A, 6030, 7520 Features: Diesel, Turbo Charged	\$59.25


Order No: WN-AR55630

Description	Retail
 Piston, Ring Set Applications: 3010, 3020, 4000, 4010, 4020, JD500, JD600, 500B, 500A, 500C, 510 Features: 3 Rings, One Piston 3020 S/N -122999, 4020 S/N -200999, JD500 S/N -123113, 4000 and 4020 S/N 201000-, 500A S/N 123114-152141	\$22.75


Order No: WN-AR55759

Description	Retail
Piston, Ring Set Applications: 499, 699, 1072, 1420, 1520, 1530, 2030, 2040, 2320, 2330, 2520, 2840, 3120, 3130, 3530, 4020, 4030, 4400, 4420, 4425 Features: Diesel, For 1 Piston 219 & 329 CID PW Units	\$27.75

Order No: WN-AR63272

Description	Retail
 Piston, Cylinder Kit Applications: 4320, 4430, 4630, 5440, 6600, 690B, 693C, 7020, 740, 7700 Features: 6600 Engine S/N 335846	\$166.25

Order No: WN-AR71593

Description	Retail
 Piston, Cylinder Kit Applications: JD440A, 1420, 1520, 1530, 2030,	\$122.25

John Deere®



**Tractor: Engines & Related Parts**

**Blocks & Components: Cylinder Kits & Components**

**Order No: WN-AR71593**

2270, 2320, 2420, 2520, 3120, 6600, 401, 401A, 4020, 4030, 440, 440B, 4420, 450A, 450B, 480A, 499, 540A, 570A  
 Features: 3-164D Early, 4-219D Early, 6-329D Early, O-Rings in Sleeve

**Order No: WN-HAR-52549**

Description	Retail
Piston, Cylinder Kit	\$110.00
Applications: 3020, 4020	
Features: 227 CID & 341 CID Gasoline Engines	
3020 Early, 4020 Early	

**Order No: WN-HRE62791**

Description	Retail
Piston, Cylinder Kit	\$238.00
Applications: 8400, 8410, 8420, 9100, 9120, 9610, 9650, 9650STS, 9660, 9660CTS, 9760STS, CTS II, 9976, 9986	
Features: 6081 & 8.1L Powertech, Low Compression	

**Order No: WN-HRP-264**

Description	Retail
Piston, Cylinder Kit	\$111.00
Applications: 820, 1020, 2020, 2510, JD300, JD400, JD544, JD570	
Features: 3-152D Early, 4-202D Early, 6-303D Early 1020 ES/N -154765, 2020 ES/N -157575, JD300 S/N -101359, JD400 S/N -104241, JD544 S/N -102641, JD570 ES/N -158975	


**Order No: WN-NAR-40155**

Description	Retail
Piston, Sleeve, O-Ring Kit	\$4.50
Applications: 4010, 4020	
Features: Diesel	

**Order No: WN-NAR-51741**

Description	Retail
Piston, Ring Set	\$43.25
Applications: 4320, 4430, 4520, 4620, 4630, 7020, 7700	
Features: Diesel, For 1 Piston	

**Order No: WN-NAR-51902**

Description	Retail
 Piston, Sleeve, Without O-Rings	\$65.00
Applications: 820, 830, 1020, 1030, 2020, 2510	
Features: Diesel, For Engines with O-Rings on the Liner	

**Order No: WN-NAR-55630**

Description	Retail
Piston, Ring Set	\$22.75
Applications: 4010, 4020	
Features: Diesel, For 1 Piston	

**Order No: WN-NAR-65507**

Description	Retail
Piston, Sleeve, O-Ring Kit	\$5.50
Applications: 3010, 3020, 4000, 4010, 4020, 4040, 4230	
Features: Diesel	

**Order No: WN-NAR-70633**

Description	Retail
Piston, Ring Set	\$20.00
Applications: 820, 830, 1020, 1030, 2020, 2510	
Features: Diesel, For 1 Piston	

**Order No: WN-NAR-71591**

Description	Retail
Piston, Cylinder Kit	\$116.00
Applications: 830, 1020, 2020, 300B, JD350, JD350B, 350C, JD450	

Features: 3-152D Late, 4-202D Late, 6-303D Late, O-Rings in Block 1020 ES/N 154766-, 2020 ES/N 157576-, 300B S/N -710723, JD350 S/N 101610-, JD350B Early, 350C Early, JD450 S/N 102767-

**Order No: WN-NAR-71617**

Description	Retail
Piston, Sleeve, O-Ring Kit	\$6.00
Applications: 820, 830, 1020, 1030, 2020, 2510	
Features: O-Rings Only	

**Order No: WN-NAR-71618**

Description	Retail
Piston, Sleeve, O-Ring Kit	\$6.00
Applications: 830, 840, 930, 1120, 1130, 1520, 1530, 1830, 2030, 2040, 2120, 2130, 2440, 2520, 2840, 3030, 3130, 3300, 4400 6600, 9900	
Features: Diesel 2040 S/N -349000, 6600 S/N 156501-	

**Order No: WN-NAR-98850**



Description	Retail
Piston, Sleeve, O-Ring Kit	\$7.25
Applications: 4050, 4240, 6620	
Features: Diesel 4050 S/N -6592	

**Order No: WN-NH-80753**

Description	Retail
Piston, Pin, Retainer	\$1.45
Applications: 3010, 3020, 4000, 4010, 4020, 4040, 4230, 6600, 7700	
Features: Diesel, 2 Per Package, Priced Individually 6600 S/N 156502-	

**Order No: WN-NR-123969**

Description	Retail
Piston, Sleeve	\$99.50
Applications: 4050, 4240, 4250, 4440, 4450, 4640, 4650, 4840, 4850, 6620, 7720, 8430, 8440, 8450, 8820, 9940, 9950	
Features: Diesel 9-1/8" LONG, 4.56" BORE, 466CID, 7.6L 4050 S/N -6592	

**Order No: WN-NR32050K**



Description	Retail
Cylinder Sleeve	\$63.00
Applications: 3020, 4020, 3010, 4010	
Features: With Sealing Rings, 4.250" Bore	

**Order No: WN-NR-40615**

Description	Retail
Piston, Sleeve	\$85.00
Applications: 3020, 4000, 4020, 4040, 4230, 4320, 4430, 4520, 4620, 4630, 6600, 7020, 7700	
Features: Diesel 6600 ES/N 156502-	

**Order No: WN-NR-44161**

Description	Retail
Piston, Pin	\$16.00
Applications: 4000, 4010, 4020, 4040, 4230	
Features: Diesel	

**Order No: WN-NR-57771**

Description	Retail
Piston, Pin	\$16.00
Applications: 4250, 4440, 4450, 4640, 4650, 4840, 4850, 6620, 7720, 8430, 8440, 8450, 8820, 9940, 9950	
Features: Diesel	

**Order No: WN-NRE-48380**

Description	Retail
Piston, Ring Set	\$39.75
Applications: 4250, 4440, 4450, 4640, 4650, 4840, 4850, 6620, 7720, 8430, 8440, 8450, 9940, 9950	
Features: Diesel, For 1 Piston	

**Order No: WN-NRE66271**

Description	Retail
Piston, Ring Set	\$48.00

**Tractor: Engines & Related Parts**

**Blocks & Components: Cylinder Kits & Components**

**Order No: WN-NRE66271**

Applications: 5105, 5200, 5205, 5210, 5220, 5300, 5310, 5320, 5400, 5410, 5420, 5500, 5510, 5520, 5605, 5615, 5705, 5715  
Features: 4045T Powertech

**Order No: WN-NT-32340-K**

Description	Retail
Piston, Sleeve, O-Ring Kit	\$65.00
Applications: 820, 830, 1020, 1030, 2020, 2510	
Features: Includes Sleeves and O-Rings	


**Order No: WN-PRK190**

Description	Retail
Inframe Kit, 6-466T/A, ESN <-253372, Premium Gaskets	\$1,353.50
Applications: 644C, 646C, 4440, 4640, 4840, 5720, 6602, 6620, 6622, 7720, 8430, 8440, 8450, 8820, 9940	
Features: Rod # R57303, R67320; Tapered Pin Bushing; 1.875" Piston Pin 6-466T/A Early; 4.5625" Bore; ESN <-253372; Premium Gasket Set; Connecting Rod Marked R57303, R67320; Tapered Pin Bushing; 1.875" Piston Pin	

**Order No: WN-R2030**


Description	Retail
Piston, Rebore Kit	\$384.00
Applications: 50, B	
Features: .045 Over B S/N 201000	

**Order No: WN-RE20291**




Description	Retail
Piston, Cylinder Kit	\$260.00
Applications: 762, 850, 855, 860B, 862, 890, 890A, 8630, 8640, 8650	
Features: Diesel, For 1 Piston (8630, 8640, 8650, All Eng S/N 33815-49059)	

**Order No: WN-RE23160**




Description	Retail
Piston, Cylinder Kit	\$144.50
Applications: 600, 699, 4040, 4230, 6600, 7700	
Features: Diesel, For 1 Piston (4040, 4230, 6600, 7700, All S/N 335845-)	

**Order No: WN-RE23165**




Description	Retail
Piston, Cylinder Kit	\$170.75
Applications: 3020, 4000, 4020, 500A, 500B, 500C, 510, 600, 6600, 7700	
Features: Diesel, For 1 Piston (3020 S/N 280000-, 4.270 4 CYL ENG), (4000 S/N -215000-335845, 6.404D, 6 CYL ENG), (4020 S/N -215000-335845, 6.404D, 6 CYL ENG), (6600 S/N -215000-335845, 6.404D, 6 CYL ENG), (7700 S/N -215000-335845, 6.404D, 6 CYL ENG), (500A S/N 280000-, 4.270 4 CYL ENG), (500B S/N 280000-, 4.270 4 CYL ENG), (500C S/N 280000-, 4.270 4 CYL ENG), (510 S/N 280000-, 4.270 4 CYL ENG), (600 S/N -215000-335845, 6.404D, 6 CYL ENG)	

**Order No: WN-RE23170**




Description	Retail
Piston, Cylinder Kit	\$171.50
Applications: 3010, 3020, 4010, 4020, 500, 500A, 600	
Features: Diesel, For 1 Piston, For Tractors with Replacement Blocks	

**Order No: WN-RE23173**




Description	Retail
Piston, Cylinder Kit	\$144.50
Applications: 3010, 4010, 4020, 500, 500A, 600	
Features: Diesel, For 1 Piston, For Tractors with Original Blocks	

**Order No: WN-RE30250**




Description	Retail
Piston, Cylinder Kit	\$129.00
Applications: 940, 1040, 1140, 1350, 1550, 1630, 1640, 1750, 1840, 1850, 2040, 2150, 2155, 220, 2255, 2350, 2355, 2355N, 2450, 2550, 2555, 2650	
Features: 3-179D, 4-239D, 6-359D, High Ring 2040 S/N 350000-	

**Order No: WN-RE33115**




Description	Retail
Piston, Cylinder Kit	\$129.00
Applications: 1052, 1155, 1950, 2140, 2250, 2450, 2555, 2555TSS, 2650, 2750, 2755, 2850, 2855, 2855N, 3430, 3650, 4040, 5500N, 7445, 7450, 9400, 9920, 9930, 310C, 310D, 315C, 315D, 444D, 540E, 544E, 544G, 570B, 710D, 7445, 3830, 6500, 6600	
Features: Diesel, High Ring, For Turbo Tractors 4040 S/N 6593-	

**Order No: WN-RE40476**




Description	Retail
Piston, Cylinder Kit	\$296.75
Applications: 744E, 762, 850, 855, 860B, 862, 890, 890A, 992D, 992E, 8630, 8640, 8650, 8760, 8870	
Features: Diesel, For 1 Piston	

**Order No: WN-RE48818**




Description	Retail
Piston, Ring, Set	\$20.00
Applications: 4420, 4425, 840, 940, 1040, 1140, 1350, 1550, 1630, 1640, 1750, 1830, 1840, 1850, 1950, 2140, 2150, 2155, 2240, 2255, 2350, 2355, 2355N, 2450, 2550, 2555, 2630, 2640, 2650, 2750, 2755, 2850, 2940, 2950, 2955, 3040, 3050, 3055, 3140, 3150, 3155, 3255, 3350, 3640, 3650, 4050, 4420, 4425	
Features: Diesel, For 1 Piston, 3 Ring Set	
Additional Models: 5000, 5200, 5210, 5300, 5310, 5400, 5500, 5500N, 6200, 6210, 6300, 6310, 6400, 6500, 6600, 7200, 9910, 9920, 9930, 2040 S/N 350000-	

**Order No: WN-RE503528**




Description	Retail
Piston, Ring	\$96.50
Applications: 9510, 9510SH, 9560STS, 9610, 9640, 9650CTS, 9660, 9660STS, 9680, 9760STS, 8110, 8210, 8310, 8410, 8210, 8210T, 8220, 8220T, 8320, 8320T	

**Order No: WN-RE505110**




Description	Retail
Piston, Cylinder Kit	\$153.25
Applications: SE6510, SE6520, 260, 270, 280, 5210, 5310, 5320, 5320N, 5410, 5415, 5420, 5420N, 5510, 5520, 5520N, 5615, 5715, 6010, 6110, 6205, 6510, 6610	
Features: 4.5L Powertech, 6.8L Powertech Diesel	

**Order No: WN-RE507850**



Description	Retail
Piston, Cylinder Kit	\$156.75
Applications: 6010, 6110, 6110L, 6120, 6210, 6210L6215, 6220, 6310, 6320, 6403, 6405, 6410, 6415, 6420, 6510, 6520, 6605, 6615, 6715, 7220, 7320, 7420, 7520	
Features: 4045T & 6068T Powertech with R114081 Connecting Rod	

**Order No: WN-RE507920**




Description	Retail
Piston, Cylinder Kit	\$156.75
Applications: 3400, 5210, 5310, 5310N, 5320, 5325, 5410, 5415, 5420, 5425, 5425N, 5510, 5510N, 5520, 5520N, 5525, 5525N, 5615, 5715, 5725, 6700, 7455, 9935	
Features: 4045T & 6068T Powertech with R123959 Connecting Rod	

John Deere®


**Tractor: Engines & Related Parts**

**Blocks & Components: Cylinder Kits & Components**

**Order No: WN-RE53215**

 Description	Retail
Piston Cylinder Kit Applications: 6710, 862B, 8770, 8870, 744E Features: 6101AF010, 6101HF010, 6-619 6 Cylinder Diesel 6101A, 6101H Late Models After ESN 499999, 862B After ESN 499999, 744E After ESN 499999 Bore 5.125"	\$495.00


**Order No: WN-RE53321**

 Description	Retail
Piston, Cylinder Kit Applications: 1072, 1530, 2040, 2330, 2840, 301A, 302, 302A, 310, 310B, 3130, 3300, 350B, 350C, 350D, 3530, 4030, 401B, 401C, 401D, 410, 410B, 4400, 4425, 499 Features: 3-164D Late, 4-219D Late, 6-329D Late, O-Rings in Block	\$122.25


**Order No: WN-RE57517**

Description	Retail
Piston, Ring Set Applications: 4055, 4255, 4455, 4555, 4560, 4755, 4760, 4955, 4960, 7700, 7800, 8100, 8200, 8300, 9500, 9600, 9960 Features: Diesel, For 1 Piston	\$52.50


**Order No: WN-RE60282**

 Description	Retail
Piston, Cylinder Kit Applications: 4250, 4450, 4640, 4650, 4850, 5460, 5720, 5730, 644C, 6602, 6620, 6622, 690C, 762A, 762B, 770A, 770B, 7720, 790D, 8450, 850B, 892D, 9940, 9950 Features: Consists Of One Piston, Sleeve, Wrist Pin, And Set Of Rings	\$175.75


**Order No: WN-RE60288**

 Description	Retail
Piston, Cylinder Kit Applications: 4440, 4640, 4840, 5720, 644D, 6620, 6622, 740A, 762A, 7720, 8430, 8440, 8450, 8820, 9940, 9950 Features: Diesel	\$184.50


**Order No: WN-RE60294**

 Description	Retail
Cylinder Kit Applications: CTS, 644E, 644EH, 644ER, 644EZ, 644G, 792DLC, 850C, 892ELC, 4055, 4255, 4455, 4555, 4560, 4755, 4760, 6610, 7700, 7800, 8100, 8200, 8300, 8570, 9500, 9600, 9960, 9965, 9970 Features: Diesel, High Ring Piston Marked RE57512	\$193.50


**Order No: WN-RE60297**

 Description	Retail
Cylinder Kit Applications: 4955, 4960, 8560, 8570 Features: Diesel, Low Ring Piston Marked RE57731	\$201.25

**Order No: WN-RE64509**


 Description	Retail
Cylinder Kit Applications: 6081AF, 6081TG, 7710, 7810, 8100, 8100T, 8110, 8110T, 8200, 8200T, 8210, 8210T, 8300, 8300T, 8310, 8310T, 8400, 8400T, 850C, 9100, 9510 Features: 8.1PT High Compression Piston, 6081	\$244.50

**Order No: WN-RE66968**


 Description	Retail
Piston, Cylinder Kit Applications: 240, 3100, 5105, 5200, 5205, 5210, 5220, 5300, 5310, 5310N Features: 3029D Powertech, Piston Marked	\$167.75

RE61467

**Order No: WN-RE67426**

 Description	Retail
Piston, Cylinder Kit Applications: 5400, 5400N, 8875 Features: 3029T Powertech, Piston Marked RE61270 5400 ES/N 261, 581-, 5400N ES/N 261, 581-, Skid Steer 8875 ES/N 264, 813-	\$285.00

**Order No: WN-RE69393**

 Description	Retail
Piston, Cylinder Kit Applications: 4320, 4520, 4620, 5440, 644, 644A, 646, 646B, 690, 690A, 7020 Features: Diesel	\$179.00

**Order No: WN-RP1288**

Description	Retail
Cylinder Kit Applications: CTS, 644E, 644EH, 644ER, 644EZ, 644G, 792DLC, 850C, 892ELC, 4055, 4255, 4455, 4555, 4560, 4755, 4760, 6610, 7700, 7800, 8100, 8200, 8300, 8570, 9500, 9600, 9960, 9965, 9970 Features: Hyperformance, 6076T/A/H, High Ring Piston	\$294.50

**Order No: WN-RP1289**

Description	Retail
Cylinder Kit Applications: 7710, 7810, 7820, 7920, 8100, 8100T, 8120, 8120T, 8200, 8200T, 8300, 8300T, 8400, 8400T, 8110, 8110T, 8210, 8210T, 8310, 8310T, 9100, 9510, 9550, 9550SH, 9640, 850C, 850C-II, 330LC, 330LCR, 370, 644G, 644H, 644J, 850J, 330CLC, 370C, 608B, 608L, 608S, 753G, 753GL, 850, 853G, 950, 953G Features: Hyperformance, 6081T/A/H Powertech, High Compression Piston 4.5625" Bore; All ESN; High Compression Piston Marked RE53000, RE64170, RE65289, RE70688, RE502656; Additional Models: 703G, 759G, 900, 903G, 9970	\$347.25


**Order No: WN-RP151257**

Description	Retail
Piston, Ring, Set Applications: B, 50 Features: .090 Oversized, 190 CID, Gas B S/N -201000	\$165.00


**Order No: WN-RP151481**

Description	Retail
Piston Ring Set Applications: 4010 Features: Oversized, 2 Cylinder Set	\$124.00

**Order No: WN-RP288**

 Description	Retail
Piston, Cylinder Kit Applications: 820, 830, 930, 1120, 1130, 1520, 1530, 1830, 2030, 2040, 2120, 2130, 2520, 3120, 3130, 4030, 4400 Features: Diesel, For 1 Piston, O-Ring on Liner, 1.19" Dia. Piston Pin 2040 S/N -349000, 2520 S/N -157575	\$177.50

**Order No: WN-RP-633**

 Description	Retail
Piston, Sleeve, Sealing Ring Kit Applications: 820, 830, 1020, 2020, 2510, 2520, 4030 Features: For Sleeves With 2 Grooves	\$12.00

**Order No: WN-RP725**

Description	Retail
Piston, Cylinder Kit Applications: 4020, JD600 Features: 6404D Early, Hypereutectic Pistons 4020 s/n -200999, JD600 s/n -200999	\$249.00

**Order No: WN-RP727**



**Tractor: Engines & Related Parts**

**Blocks & Components: Cylinder Kits & Components**

Order No: WN-RP727

Description	Retail
Piston, Cylinder Kit Applications: JD644, JD644A, JD690, JD690A, 4320, 4520, 4620, 5200, 7020 Features: Hyperperformance; block marked R43310, R45980, R47020, R47110	\$300.25

Order No: WN-RP728

Description	Retail
Piston, Cylinder Kit Applications: 6600SH, 7700, 5200, 5440, 4430, 4630, 7020, 690B Features: 6404T Late, 6404A Late, Hypereutectic Pistons 6600SH S/N 305673-, 7700 S/N 8001-, 5200 Late, 7020 Late	\$257.25

Order No: WN-RP764

Description	Retail
Piston, Cylinder Kit Applications: 6620 Early, 7720, 8820, 9940 Early, 5720 Early, 4440, 4640, 4840, 8430, 8440, 8450 Early, Features: 6466T Early, 6466A Early, Hypereutectic Pistons	\$278.00

Order No: WN-RP765



Description	Retail
Piston, Cylinder Kit Applications: 6620, 7720, 4250, 4450, 4650, 644C, 644D, 850B, 690C, 690CR, 790, 790D, 792, 892DLC, 770A, 770AH, 772A, 772AH, 770B Features: 6466T Late, 6466A Late, Hypereutectic Piston 6620 Late, 644C Late, 770A Late, 770B Early	\$257.75

**Blocks & Components: Gaskets**

Order No: WN-351599

Description	Retail
Gasket, Overhaul Set Applications: 8770, 8870 Features: Full Set With Seals	\$623.00

Order No: WN-A2384R



Description	Retail
Manifold, Gasket, Exhaust Applications: A Features: A S/N 488000 - 583999	\$24.00

Order No: WN-A699728



Description	Retail
Gasket, Manifold Applications: 50, 520, 530	\$35.75

Order No: WN-AA7300



Description	Retail
Gasket, Manifold, Set Applications: 60, 620, 630 Features: For A4640R Manifold	\$40.00

Order No: WN-AF1076R




Description	Retail
Gasket Set, Engine Applications: G, GH, GM, GN, GW Features: Fits G Series G, GH, GM, GN, GW, All SN 7100-	\$227.00

Order No: WN-AR30544



Description	Retail
Oil Pan Gasket Set Applications: JD500, JD500A, 3010, 3020 Features: Diesel	\$18.50


Order No: WN-AR30547

Description	Retail
 Oil Pan Gasket Set Applications: 105, JD600, 4000, 4010, 4020 Features: Diesel	\$47.75


Order No: WN-AR53032

Description	Retail
Head Gasket Set Applications: JD500, JD500A, 3010, 3020 Features: Diesel	\$62.25


Order No: WN-AR53033

Description	Retail
 Gasket, Overhaul Set Applications: 3010, 3020, 500, 500A, 500B Features: Diesel (3010, 3020, All S/N -280000 4.27 4 Cyl Eng & Early Power Booster Eng), 500, 500A, 500B	\$84.50


Order No: WN-AR53034

Description	Retail
 Head Gasket Set Applications: JD500B, 500C, 510, 3020 Features: Diesel 3020 S/N 123000-, 500A S/N 123114-152141	\$73.25


Order No: WN-AR53035

Description	Retail
 Full Gasket Set Applications: 3020, 500A, 500B, 500C, 510 Features: Diesel All S/N 280000- 4.27 4 Cyl Eng	\$99.25


Order No: WN-AR53625

Description	Retail
 Head Gasket Set Applications: 105, JD600, 4010, 4020 Features: Diesel	\$64.25


Order No: WN-AR53626

Description	Retail
 Gasket, Overhaul Set Applications: 4000, 4010, 4020, 6404 Features: Diesel, Major, With Injector Seals 4000 S/N -214999, (4010, 4020, All with S/N -214999 6.404D 6 Cyl Eng), 6404 S/N -21499	\$111.00


Order No: WN-AR53630

Description	Retail
 Head Gasket Set Applications: 105, JD600, 4000, 4020, 6602, 7700 Features: Diesel	\$67.25

Order No: WN-AR53631

Description	Retail
 Gasket, Overhaul Set Applications: 4000, 4020, 4230, 600, 6600, 7700 Features: Diesel	\$117.25


Order No: WN-AR63938

Description	Retail
 Gasket, Overhaul Set Applications: 4000, 4020, 4040, 4230, 6600, 7700 Features: Diesel 4020 Late	\$108.00

Order No: WN-AR63940

Description	Retail
Head Gasket Set Applications: 4230, 4040, 6600, 6602, 7700 Features: Diesel	\$62.00

Order No: WN-AR98845

Description	Retail
 Gasket, Overhaul Set Applications: 4250, 4440, 4450, 4640, 4650, 4840, 4850, 5460, 5720, 5730, 644C, 644D, 646A, 6602, 6620, 6622, 7720, 8820, 8430, 8440, 8450, 9940, 9950 Features: Diesel	\$195.75

Order No: WN-AT12699

John Deere®

**Tractor: Engines & Related Parts**

**Blocks & Components: Gaskets**

**Order No: WN-AT12699**

Description	Retail
 Gasket, Manifold, Set Applications: 2010 Features: For AT12699 Manifold	\$12.00

**Order No: WN-CS3243VC**

Description	Retail
Gasket, Conversion Set Applications: 1010 Features: Gasoline	\$412.00

**Order No: WN-CS3850**

Description	Retail
Gasket, Conversion Set Applications: 3010, 3020 Features: Gasoline, No Crank Seals	\$40.50

**Order No: WN-CS8322**

Description	Retail
Gasket, Conversion Set Applications: 1020, 1520, 2020, 2030, 2510, 2520, 3300 Features: Gas, 180 Engine, Includes Crank Seal	\$131.00

**Order No: WN-F2703R**

Description	Retail
Gasket, Head, Set Applications: 720, 730 Features: 5.9L, 2 Cylinder, Gas	\$238.00

**Order No: WN-FS1699S**

Description	Retail
Gasket, Overhaul Set Applications: A Features: No Crank Seals Years 1940-53	\$106.00


**Order No: WN-FS1738S**

Description	Retail
Gasket, Overhaul Set Applications: B Features: No Crank Seals Years 1947-52	\$85.75

**Order No: WN-FS3243VX**

Description	Retail
Gasket, Overhaul Set Applications: 2010 Features: Diesel	\$404.00

**Order No: WN-FS7342S-2**

Description	Retail
 Gasket, Full Set Applications: D Features: 501 CID, Gas, 2 Cylinder, S/N 109944-	\$334.00

**Order No: WN-FS7380S**

Description	Retail
Gasket, Set Applications: A, AH, AN, AW, AO, AR Features: Complete (A, AH, AN, AW all with S/N -487999), (AO, AR all with S/N -259999)	\$244.00

**Order No: WN-HAR-53626**

Description	Retail
Gasket, Overhaul Set Applications: 4010, 4020 Features: Diesel, No Crank Seals 4020 Early	\$94.50

**Order No: WN-HRE-38853**

Description	Retail
Gasket, Overhaul Set Applications: 1520, 1530, 2040, 2150, 2155, 2240, 2255 Features: No Crank Seals, Diesel	\$73.75

**Order No: WN-HRE-501570**

Description	Retail
Gasket, Overhaul Set Applications: 2020, 2510 Features: Diesel	\$108.00


**Order No: WN-JDS001GK**

Description	Retail
Gasket, Manifold, Set Applications: 40, M, MT Features: Includes Carb Gasket	\$11.25


**Order No: WN-JDS005GK**

Description	Retail
Gasket, Manifold, Set Applications: 520, 530 Features: Intake & Exhaust	\$40.00


**Order No: WN-JDS074GK**

Description	Retail
 Gasket, Manifold, Set Applications: 70, 720, 730 Features: Used With WN-F1421R and WN-F3034R Manifolds 70 Gas, 730 Gas	\$29.25


**Order No: WN-JDS1329**

Description	Retail
 Gasket, Engine Set Applications: A, AN, ANH, AR, AO, AWH Features: With Washers for Cyl Head, No Crank Seals Does not include oil pump gaskets, main bearing housing gaskets; A S/N 488000-, AN, ANH, AR & AO S/N 260000-281199, AWH S/N 488000-	\$134.00

**Order No: WN-JDS477GK**

Description	Retail
 Gasket, Manifold, Set Applications: 300, 1020, 1520 Features: Gas, Includes Intake, Exhaust and Carburetor Gaskets	\$55.50

**Order No: WN-JDS855GK**

Description	Retail
 Gasket, Manifold, Set Applications: 2020, 2030, 2510, 2520, 400 Features: Includes Intake, Exhaust and Carburetor Gaskets	\$60.75

**Order No: WN-NAR-53614**

Description	Retail
Gasket, Overhaul Set Applications: 5010, 5020 Features: Diesel	\$197.00

**Order No: WN-NAR-63269**

Description	Retail
Gasket, Overhaul Set Applications: 4430, 4630 Features: Diesel	\$145.00

**Order No: WN-NAR-67510**

Description	Retail
Gasket, Cylinder Head Applications: 6030, 7520 Features: Diesel	\$122.00

**Order No: WN-NR-43751**

Description	Retail
Gasket, Turbo Applications: 4250, 4320, 4430, 4440, 4450, 4520, 4620, 4630, 4640, 4650, 4840, 4850, 6600, 6620, 7700, 7720, 8430, 8440, 8450, 8820, 9940, 995 Features: Diesel 6600 S/N 156502-	\$3.35

**Order No: WN-NR-50397**

Description	Retail
Intake Manifold Gasket Applications: 4000, 4020, 4040, 4050, 4230, 4240,	\$4.00

**Tractor: Engines & Related Parts**

**Blocks & Components: Gaskets**

**Order No: WN-NR-50397**

4250, 4320, 4430, 4440, 4450, 4520, 4620, 4630, 4640, 4650, 4840, 4850, 6600, 6620, 7020, 8430, 8440, 8450, 5200, 5400, 5440, 5460, 5720, 5730, 5820, 5830, 9940, 9950  
 Features: Diesel, Package of 2, Sold Individually  
 Additional Applications: 7700, 7720, 8430, 8440, 8450, 8820, 9540, 9950  
 6600 S/N 156501-

**Order No: WN-NRE-17046**

Description	Retail
Gasket, Overhaul Set Applications: 6030, 7520 Features: Diesel	\$329.00

**Order No: WN-OGS100**

Description	Retail
Gasket, Overhaul Set Applications: M, 40, 320, 330 Features: 100 CID Gas, With Seals	\$80.79

**Order No: WN-R0158G**

Description	Retail
Gasket, Manifold, Set Applications: 50 Features: Intake & Exhaust	\$37.00

**Order No: WN-R125855**

Description	Retail
Oil Pan Gasket Applications: 8100, 8100T, 8110, 8110T, 8120, 8120T, 8200, 8200T, 8210, 8210T, 8220, 8220T, 8300, 8300T, 8310, 8310T, 8320, 8320T, 8400, 8400T, 8410, 8410T, 8420, 8420T, 8520, 8520T Features: Diesel	\$56.50

**Order No: WN-R521228**

Description	Retail
Oil Pan Gasket Applications: CTS, CTS II, 7700, 7710, 7800, 7810, 7820, 7920, 8560, 8570, 9100, 9120, 9500, 9510, 9550, 9550SH, 9560STS, 9570STS, 9600, 9610, 9640, 9650, 9650CTS, 9650STS, 9660, 9660CTS, 9660STS, 9680, 9750STS, 9760STS, 9960, 9965, 9970, 9976, 9986, 9996 Features: Diesel, 6076 & 6081 Only Additional Applications: 330CLC, 330LC, 330LCR, 370, 370C, 644G, 644H, 644J, 724J, 792DLC, 850J, 892ELC, 4920	\$42.75

**Order No: WN-R83020**

Description	Retail
Gasket, Manifold, Exhaust, Double Applications: 6620, 7700, 7720, 8820, 9500, 9510, 9600, 9610, 9650, 9660, 3010, 3020, 4000, 4010, 4020, 4050, 4230, 4240, 4250, 4320, 4430, 4440, 4450, 4520, 4455, 4555, 4630, 4640, 4650, 4755, 4840, 4850, 4955, 7020, 8430, 8440, 8560, 8760, 8770, 8870, 8960, 8970, 9100, 9120, 9200, 9220, 9300, 9320 Features: Priced Each, Sold 2 Per Package Additional Models: 9400, 9420, 9520	\$3.44

**Order No: WN-R83021**

Description	Retail
Exhaust Manifold Gasket Applications: 6620, 7700, 7720, 8820, 9500, 9510, 9600, 9610, 9650, 9660, 3010, 3020, 4000, 4010, 4020, 4050, 4230, 4240, 4250, 4320, 4430, 4440, 4450, 4520, 4455, 4555, 4630, 4640, 4650, 4755, 4840, 4850, 4955, 7020, 8430, 8440, 8560, 8760, 8770, 8870, 8960, 8970, 9100, 9120, 9200, 9220, 9300, 9320 Features: Price Each, Sold 2 Per Package Additional Models: 9400, 9420, 9520	\$3.86

**Order No: WN-R89879**

Description	Retail
Gasket, Turbo Charger, Mounting Applications: 1830, 2030, 2130, 2440, 2520, 2555, 2750, 2755, 2855N, 3130, 3255, 4030, 4050, 4055, 4255, 4455, 4555, 4560, 4755, 4760, 4955, 4960, 7600, 770	\$4.94

**Order No: WN-R90658**

Description	Retail
Gasket, Manifold, Exhaust Applications: 1020, 1030, 1130, 1520, 1530, 1630, 1830, 2030, 2040, 2130, 2240, 2440, 2510, 2520, 2630, 2840, 2940, 3030, 3130, 3300, 4030, 4050, 4400, 6403 Features: Priced Individually, Sold in 6's	\$1.53

**Order No: WN-R97349**

Description	Retail
Gasket, Turbo, Outlet Applications: 1830, 2130, 3130, 4520, 5500	\$1.50

**Order No: WN-RE37416**

Description	Retail
Gasket, Overhaul Set Applications: 744E, 762, 850, 855, 860B, 862, 890, 890A, 992D, 992E, 8630, 8640, 8650, 8760, 8870 Features: Diesel	\$225.00

**Order No: WN-RE37417**

Description	Retail
Head Gasket Set Applications: 744E, 850, 855, 890, 890A, 992DLC, 5460, 5820, 5830, 8630, 8640, 8650, 8760 Features: Diesel, Less Aftercooler Housing Gaskets	\$141.75

**Order No: WN-RE38558**

Description	Retail
Gasket, Overhaul Set Applications: 2020, 2510, 400, 450, 480, 440 Features: Diesel, 4 Cylinder, W/O Seals 450 S/N -158257	\$143.36

**Order No: WN-RE38850**

Description	Retail
Head Gasket Set Applications: 300B, 301A, 302, 302A, JD310, JD350, JD350B, 350C, 350D, 355D, 830, 930, 940, 1020, 1030, 1040, 1120, 1130, 1140, 1520, 1530, 1550, 1630, 1750, 1850, 1850N, 2040, 2150, 2155, 2240, 2255, 2355N, 8875 Features: Diesel	\$29.00

**Order No: WN-RE38851**

Description	Retail
Head Gasket Set Applications: 499, 1640, 1830, 1840, 2030, 2040, 2040S, 2120, 2130, 2140, 2270, 2280, 2350, 2355, 2360, 2420, 2440, 2520, 2550, 2555CS, 2555TSS, 2630, 2640, 2650, 2650N, 2750, 2755, 2850, 2855N, 3300, 3430, 3830, 4400, 6000, 6100, 6500, 6600 Features: Diesel Additional Applications: 70, 70D, 190E, 210C, 290D, 300D, 310A, 310B, 310C, 310D, 315C, 315D, 344E, 344G, 400G, 401B, 401C, 401D, 410, 410B, 410C, 410D, 415B, 444E, 444G, JD450B, 450C, 450D, 450E, 450G, 455D, 455E, 455G, 490, 490D, 490E, 495D, 510B, 510C, 510D, 515B, JD550, 550A, 550B, 550G, JD555, 555A, 555B, 555G, 590D, 595, 595D, 610B, 650G	\$49.00

**Order No: WN-RE38852**

Description	Retail
Head Gasket Set Applications: 499, 655, 655B, 690D, 690DR, 690ELC, 699, 710B, 710C, 710D, JD750, 750B, 750C, JD755, 755A, 755B, 755BH, 790ELC, 2840, 2940, 2950, 2955, 3030, 3040, 3055, 3130, 3140, 3150, 3155, 3255, 4030, 4050, 4400, 4420, 4425,	\$73.75

John Deere®




**Tractor: Engines & Related Parts**

**Blocks & Components: Gaskets**

**Order No: WN-RE38852**

4435, 6600, 7200, 7400, 7500, 7600, 9400, 9900, 9910, 9920, 9930  
 Features: Diesel, Upper Fits John Deere Engine(s) 359 (Diesel), 6059T (Diesel), 6068T (Diesel);  
 Additional Applications: JD444, 444C, 444CH, 444D, JD544A, JD544B, 544C, 544D, 544DH, 544E, 544EH, 544G, 544GH, 624E, 624EH, 624G, 624GH


**Order No: WN-RE38853**

Description	Retail
 Gasket, Overhaul Set Applications: 300, 302A, 310, 240, 8875, 1520, 1530, 1550, 1630, 1750, 1850, 1950, 2040, 2150, 2155, 2240, 2255, 3100, 5105, 5200, 5205, 5210, 5220, 5300, 5310, 5400 Features: Diesel	\$83.50

**Order No: WN-RE38857**

Description	Retail
Gasket, Overhaul Set Applications: 3300, 6602, 940, 1155, 2030, 2130, 2140, 2250, 2320, 2350, 2355, 2420, 2440, 2450, 2520, 2530, 2550, 2650, 2750, 2850, 3430, 3830 Features: Without Seals 3300 S/N 275484-	\$115.28


**Order No: WN-RE501455**

Description	Retail
 Gasket, Overhaul Set Applications: 5210, 5310, 5310N, 5410, 5415, 5510, 5510N, 5615, 5715, 6010, 6110, 6110L, 6210, 6210L, 6220, 6310, 6310L, 6310S, 6400, 6410, 6500, 6605, 6610	\$125.00


**Order No: WN-RE501568**

Description	Retail
Overhaul Gasket Set Applications: 344E, 344G, 410C, 410D, 444E, 444G, 450E, 450G, 455E, 455G, 490D, 490E, 495D, 510B, 510C, 510D, JD550, 550A, 550B, 550G, JD555, 555A, 555B, 555G, 590D, 595, 595D, 610B, 610C, 650G, 2630, 2640 Features: Diesel, Less Crankshaft Seals	\$102.50


**Order No: WN-RE501579**

Description	Retail
 Gasket, Overhaul Set Applications: 219, 239 Features: Diesel, No Crank Seals 219 CID Engines, 239 CID Engines	\$89.00

**Order No: WN-RE501580**

Description	Retail
 Gasket, Overhaul Set Applications: 359 Features: Diesel 359 CID Engines	\$128.25

**Order No: WN-RE501581**

Description	Retail
 Gasket, Overhaul Set Applications: 329 Features: Diesel 329 CID Engines	\$160.25

**Order No: WN-RE527042**


Description	Retail
Gasket, Overhaul Set Applications: 5210, 5310, 5410, 5510, 6120, 6220, 6215, 6415, 6320, 6430 Features: Diesel 4.5 Powertec	\$207.00

**Order No: WN-RE527551**

Description	Retail
Gasket, Overhaul Set Applications: 7710, 7810, 7820, 7920, 8120, 8120T, 8220, 8220T, 8320, 8320T, 8420, 8420T, 8520, 8520T, 9120, 9640, 9560STS, 9570STS,	\$654.50

9640, 850J, 330CLC, 370C, 644H, 644J, 724J, 9996, 7200, 4920  
 Features: Diesel, Major, Less Crankshaft Seals


**Order No: WN-RE527552**

Description	Retail
 Head Gasket Set Applications: 330CLC, 370C, 644H, 644J, 724J, 850J, 4920, 7200, 7710, 7810, 7820, 7920, 8120, 8120T, 8220, 8220T, 8320, 8320T, 8420, 8420T, 8520, 8520T, 9120, 9560STS, 9570STS, 9640, 9650, 9650CTS, 9650STS, 9660, 9660CTS, 9660STS, 9680, 9760STS, 9996 Features: Diesel, Less Intercooler Gaskets	\$443.50


**Order No: WN-RE540879**

Description	Retail
Gasket, Set Applications: 50 Features: Engine, Does NOT Include Crank Seals	\$234.00


**Order No: WN-RE56491**

Description	Retail
 Head Gasket Set Applications: 450LC, 744E, 992ELC, 6710, 8770, 8870 Features: For 10.1 Liter Engine, With Intercooler Gaskets	\$381.00


**Order No: WN-RE56492**

Description	Retail
 Gasket, Overhaul Set Applications: 8570, 8770, 8870, 8970	\$495.00

**Order No: WN-RE57186**

Description	Retail
 Head Gasket Set Applications: CTS II, 330LC, 330LCR, 370, 644H, 644G, 850C, 850C-II, 6610, 6650, 7710, 7810, 8100, 8100T, 8110, 8110T, 8200, 8200T, 8210, 8210T, 8300, 8300T, 8310, 8310T, 8400, 8400T, 8410, 8410T, 9100, 9510, 9550, 9550SH, 9610, 9650, 9650CTS, 9650STS, 9750STS, 9970, 9976, 9986 Features: Diesel, Less Intercooler Gaskets	\$147.25


**Order No: WN-RE57187**

Description	Retail
 Gasket, Overhaul Set Applications: 7710, 7810, 8100, 8110, 8200, 8210, 8300, 8310, 8400, 8410, 9100, 9510, 9550, 9610, 9650, 644H, 770C, 770CH Features: 6081T Diesel, Crank Seals Not Included 8100 s/n 9999-, 8200 s/n 9999-, 8300 s/n 9999-	\$292.25

**Order No: WN-RE66084**

Description	Retail
Inframe Gasket Set Applications: 5410, 5415, 5415N, 5420, 5420N, 5425, 5425N, 5510, 5510N, 5515, 5520, 5520N, 5525, 5525N, 5615, 5620, 5715, 6110, 6110L, 6120, 6120L, 6210, 6210L, 6215, 6220, 6220L, 6310, 6310L, 6310S, 6320, 6320L, 6403, 6405, 6410, 6410L, 6410S, 6415, 6420, 6420L, 6420S, 6510L, 6510S, 6520L Features: Diesel, In-Chassis, 4.5L Powertec Additional Applications: TC44H, 110, 120, 120C, 160LC, 160CLC, 210LE, 230LCRD, 270, 280, 310E, 310G, 310SE, 310SG, 315SE, 315SG, 324H, 344H, 410E, 410G, 444H, 444J, 450G, 450H, 450J, 550G, 550H, 550J, 555G, 650G, 650H, 650J, 4890, 4895	\$123.50

**Order No: WN-RE66085**

Description	Retail
 Inframe Gasket Set Applications: 544H, 544J, 624H, 690ELC, 700H, 700J, 710D, 710G, 750C, 750C-II, 750J, 1165, 1170, 1175, 1175H, 1450CWS, 1450WTS, 1550CWS, 1550WTS, 6250, 6520, 6603, 6605,	\$103.00

John Deere®


**Tractor: Engines & Related Parts**

**Blocks & Components: Gaskets**


**Order No: WN-RE66085**

6620, 6615, 6715, 7210, 7220, 7320, 7405, 7410, 7420, 7500, 7510, 7520, 7610, 7815, 9400, 9410, 9450, 9540WTS, 9935  
 Features: Diesel, In-Chassis, 6.8L Powertech  
 Additional Applications: TC54H, TC62H, 200CLC, 200LC, 230CLC, 230LC, 230LCR, 230LCRD, 270CLC, 270LC, 4700, 4710, 4990, 4995


**Order No: WN-RG27871**

Description	Retail
 Head Gasket Set Applications: 4050, 4240, 6620 Features: Diesel	\$133.50


**Order No: WN-RG27872**

Description	Retail
 Gasket, Overhaul Set Applications: 4050, 4240 Features: Diesel 4050 S/N -6592	\$213.00

**Order No: WN-RG27873**

Description	Retail
 Gasket, Overhaul Set Applications: 4320, 4520 Features: Diesel	\$193.50

**Order No: WN-RG27875**

Description	Retail
 Full Gasket Set Applications: 4430, 4630, 7020, 690B, 693B, 740 Features: Engine 404T Diesel	\$174.25


**Order No: WN-RG27876**

Description	Retail
Head Gasket Set Applications: JD644, JD644A, JD690, JD690A, 690B, 4320, 4430, 4520, 4620, 4630, 5200, 5440, 6600SH, 6602, 7020, 7700 Features: Diesel, Less Intercooler Gaskets	\$91.50


**Order No: WN-RG27877**

Description	Retail
Overhaul Gasket Set, Premium Applications: 4250, 4440, 4450, 4640, 4650, 4840, 4850, 5460, 5720, 5730, 644C, 644D, 646A, 6602, 6620, 6622, 7720, 8820, 8430, 8440, 8450, 9940, 9950 Features: Premium Gasket Set; Diesel	\$274.00


**Order No: WN-RG27878**

Description	Retail
 Gasket, Overhaul Set Applications: 5730, 5830, 8560, 8760, 8960, 9500, 9600, 9960 Features: Out of Frame, 6076 Diesel Early	\$233.50

**Order No: WN-RG27883**

Description	Retail
 Head Gasket Set Applications: 644C, 644D, 690C, 690CR, 790, 790D, 792, 850B, 892DLC, 4050E, 4250, 4440, 4450, 4455, 4640, 4650, 4840, 4850, 5720, 5730, 6602, 6620, 6622, 7720, 7722, 8430, 8440, 8450, 8820, 9940, 9950 Features: Premium Gasket Set, With Intercooler Gaskets	\$236.50

**Order No: WN-RG27884**

Description	Retail
 Head Gasket Set Applications: 644E, 644EH, 644ER, 644EZ, 644G, 792DLC, 850C, 892ELC, 4055, 4255, 4455, 4455, 4560, 4755, 4760, 4955, 4960, 6610, 7700, 7800, 8100, 8200, 8300, 8560, 8570, 9500, 9600, 9960, 9965, 9970, CTS Features: Diesel, 6.076H Engine, With Intercooler	\$120.75

Gaskets

**Order No: WN-RP340**

Description	Retail
Oil Pan Gasket Set Applications: 510, 820, 830, 920, 930, 940, 1020, 1030, 1040, 1120, 1130, 1140, 1520, 1530, 1550, 1630, 1750, 1850, 1850N, 2040, 2150, 2155, 2240, 2255, 2355N, 3110, 5105, 5200, 5205, 5210, 5215, 5215F, 5215V, 5220, 5300, 5300N, 5310, 5310N, 5315, 5315F, 5315V, 5320, 5320N, 5400, 5400N, 5410, 5410N Features: Diesel Additional Applications: 215A, 240, 240-II, 250, 250-II, 260, 260-II, JD300, 300B, JD301, 301A, 302, 302A, 310, JD310, JD350, JD350B, 350C, 350D, 355D, 600, 700, 734, 880, 8875	\$30.00

**Order No: WN-RP341**

Description	Retail
Oil Pan Gasket Set Applications: JD400, JD401, 401B, 1640, 1830, 1840, 2020, 2030, 2040, 2040S, 2120, 2440, 2510, 2520, 2130, 2140, 2350, 2355, 2550, 2555CS, 2555TSS, 2630, 2640, 2650, 2650N, 2750, 2755, 2850, 2855N, 5500, 5500N, 6200, 6200L, 6300, 6300L, 6400, 6400L, 6500, 6500L Features: Diesel Additional Applications: 70, 70D, 190E, 210C, 290D, 300D, 310A, 310B, 310C, 310D, 315C, 315D, 344E, 344G, 400G, 401C, 401D, 410, 410B, 410C, 410D, 415B, 444E, 444G, JD450, JD450B, 450C, 450D, 450E, 450G, 455D, 455E, 455G, 490, 490D, 490E, 495D, 499, 510B, 510C, 510D, 515B, JD550, 550A, 550B, 550G, JD555, 555A, 555B, 555G, 590D, 595, 595D, 610B, 610C, 650G, 880, 2270, 2280, 2360, 2420, 3300, 3430, 3830, 4400, 6000, 6100, 6500, 6600	\$18.00

**Order No: WN-RP342**

Description	Retail
Oil Pan Gasket Set Applications: 55, 95, 95H, JD444, 444C, 444CH, 444D, 499, JD544, JD544A, 699, 710B, 2840, 3030, 3120, 3130, 4400, 4420, 6600, 9900 Features: Diesel	\$23.25


**Order No: WN-RP343**

Description	Retail
Oil Pan Gasket Set Applications: 624E, 624EH, 624G, 624GH, 655, 655B, 690D, 690DR, 690ELC, 710B, 710C, 710D, JD750, 750B, 750C, JD755, 755A, 755B, 755BH, 790ELC, 2940, 2950, 2955, 3040, 3055, 3140, 3150, 3155, 3255, 4050, 4420, 4425, 4435, 7200, 7400, 7500, 7600, 9400, 9910, 9920, 9930 Features: Diesel; 6539, 6414, 6059, 6068 Engines Additional Applications: 444D, JD544B, 544C, 544D, 544DH, 544E, 544EH, 544G, 544GH	\$23.25


**Order No: WN-RP344**

Description	Retail
Oil Pan Gasket Set Applications: 4040, 4050, 4050E, 4230, 4240, 4250, 4430, 4440, 4450, 4455, 4630, 4640, 4650, 4840, 4850, 5200, 5440, 7020, 8430, 8440, 8450 Features: Diesel, Used in Tractors & Forage Harvesters Only	\$46.75

**Order No: WN-RP345**

Description	Retail
 Oil Pan Gasket Set Applications: JD700, 5010, 5010-I, 5020, 5400, 5460, 5820, 5830, 6030, 7520, 8630, 8640, 8650 Features: Diesel	\$50.50


**Order No: WN-RP351177**

Description	Retail
 Overhaul Gasket Set Applications: M, MI, MT, 40, 320, 330	\$81.00

**Tractor: Engines & Related Parts**

**Blocks & Components: Gaskets**


Order No: WN-RP621

Description	Retail
 Oil Pan Gasket Set Applications: CTS, 644E, 644EH, 644ER, 644EZ, 644G, 792DLC, 850C, 892ELC, 4055, 4255, 4455, 4455, 4560, 4755, 4760, 4955, 4960, 6610, 7700, 7800, 8560, 8570, 9500, 9600, 9960, 9965, 9970 Features: Diesel	\$65.00

Order No: WN-RP771


Description	Retail
Split Gasket Set Applications: 4040, 4050, 4050E, 4055, 4230, 4240, 4250, 4255, 4430, 4440, 4450, 4455, 4555, 4560, 4630, 4640, 4650, 4755, 4760, 4840, 4850, 4955, 4960, 5200, 5440, 5720, 5730, 6600, 6600SH, 6602, 6620, 6622, 7020, 7700, 7720, 7722, 8430, 8440, 8450, 8560, 8820, 9500, 9600, 9940, 9950, 9960 Features: Includes 2 Split Gaskets: R89441 & R90249 Tractors with SRT or QRT; Additional Applications: 644C, 644D, 644E, 644EH, 644ER, 644EZ, 690B, 690C, 690CR, 790, 790D, 792, 850B, 892DLC	\$15.75

**Order No: WN-T20249GASKETS**


Description	Retail
 Gasket, Manifold, Exhaust, Diesel Applications: 2020, 2030, 2440, 2510, 2520, 2630, 2640	\$13.50

**Blocks & Components: Manifolds**


Order No: WN-A4640R

Description	Retail
 Manifold, 2 Cylinder, Gas Intake/Exhaust Set Applications: 60, 620, 630 Features: Heat Riser Not Included 630 Gas	\$250.00


Order No: WN-A4644R

Description	Retail
 Manifold, Heat Exchanger Applications: 60, 70, 620, 630, 720, 730	\$31.00

Order No: WN-A4645R

Description	Retail
 Manifold, Heat Exchanger, Clamp Applications: 50, 60, 70, 520, 530, 620, 630, 720, 730	\$7.90

Order No: WN-AA2213R

Description	Retail
 Manifold, Exhaust Pipe Applications: A Features: All Fuel S/N 488000-583999	\$49.25

Order No: WN-AA4014R

Description	Retail
 Manifold, Exhaust, Pipe Applications: A Features: 2 Bolt Inlet, 2-1/2" Outlet O.D. S/N 488000- Gasoline Only	\$40.50


Order No: WN-AB2846R

Description	Retail
 Exhaust Manifold Applications: B Features: B s/n 96000-183971	\$325.00


Order No: WN-AB3536R

Description	Retail
Manifold, Exhaust Pipe Applications: B, BN, BNH, BW Features: 25" Vertical, 20" Horizontal, 2 Bolt Inlet, 1-7/8" Outlet OD S/N B201000-	\$37.79


Order No: WN-AR28061

Description	Retail
 Manifold, Exhaust Applications: 4010, 4020, 4230 Features: Gas	\$253.00


Order No: WN-B2472R

Description	Retail
 Intake Exhaust Manifold, 2 Cylinder, Applications: B Features: Gas 2 Cylinder B S/N -96000	\$105.00

Order No: WN-B3211R

Description	Retail
 Manifold, 2 Cylinder, Gas, Intake/Exhaust Applications: 50 Features: Heat Riser Not Included 50 S/N 5015951-	\$300.00


Order No: WN-B3641R

Description	Retail
 Manifold, 2 Cylinder, Gas, Intake/Exhaust Set Applications: 520, 530 Features: Heat Riser Not Included	\$230.00


Order No: WN-DRE-7

Description	Retail
Manifold, Exhaust Pipe Applications: 50, 520, 530 Features: 2 Bolt Inlet, 1 7/8" Outlet O.D.	\$31.48

Order No: WN-F3034R

Description	Retail
 Manifold, 2 Cylinder, Gas, Intake/Exhaust Set Applications: 720, 730 Features: 720, 730, All w/ Gas Engine	\$210.00


Order No: WN-F552R

Description	Retail
 Manifold, Exhaust And Intake Applications: G Features: G S/N - 13000	\$205.00

Order No: WN-JDS2645

Description	Retail
 Bolt Kit, Intake and Exhaust Manifold Applications: 50, 520, 530 Features: 26 Pieces	\$25.25


Order No: WN-M408T

Description	Retail
 Manifold, 2 Cylinder, Gas, Intake/Exhaust Applications: M, MC, MI, MT, 320, 330, 40, 420 Features: (320, 330 All w/ Gas Engine S/N -329999)	\$135.00


Order No: WN-R1110

Description	Retail
Manifold, Exhaust Pipe Applications: 70, 720, 730 Features: 2 Bolt Inlet, 2-1/2" Outlet OD, Gas, All Fuel, LP	\$39.50

Order No: WN-R120571

Description	Retail
 Manifold, 6 Cylinder, Diesel, Exhaust Applications: 6030, 7520, 8630, 8640, 8650, 8760, 8770, 8870 Features: 619, Rear 8870 w/ 619 Engine	\$178.00

Order No: WN-R26362

Description	Retail
 Manifold, 6 Cylinder, Diesel, Exhaust Applications: 4000, 4010, 4020, 4040, 4050, 4230, 4240, 600 Features: No Gasket 4000, 4010, 4020, 4040, 4050, 4230, 4240, 600, All w/ Diesel Engine	\$180.00

Order No: WN-R26967


John Deere®




**Tractor: Engines & Related Parts**

**Blocks & Components: Manifolds**


Order No: WN-R26967

Description	Retail
 Manifold, 6 Cylinder, Gas, Intake Applications: 4000, 4010, 4020, 4230 Features: 4000, 4010, 4020, 4230, All Gas	\$232.00


Order No: WN-R27404

Description	Retail
 Exhaust Manifold Applications: 3010, 3020 Features: All w/ Gas Engine	\$165.00


Order No: WN-R46472

Description	Retail
 Manifold, 6 Cylinder, Diesel, Exhaust, Rear Section Applications: 4050, 4050E, 4055, 4240S, 4250, 4255, 4320, 4350, 4430, 4440, 4450, 4455, 4630, 4640, 4650, 4840, 4850, 4755, 4955, 6600, 6602, 6620, 6622, 7700, 7720, 8820, 9940, 9950, 9960, 9965, 9976, 9970, 9986, 9996, 7020, 8430, 8440, 8450, 8560, 8570, 9100, 9120, 9220, 9320, 9420, 9520, 9620 Features: 4050 ES/N 284598-306869, 4555 ES/N -165526, 4755 ES/N -165526, 7020 Engine S/N 335846-, 8430 Model Year 1974-1981; Industrial: 644C, 644D, 646C, 690B, 690C, 690CR, 693C, 740, 740A, 770A, 770B, 772A, 772B, 850B; Forage Harvesters: 5200, 5400, 5440, 5720, 5730, 7200, 6650, 6610, 5440	\$145.00


Order No: WN-R46473

Description	Retail
 Elbow, Exhaust Applications: 4320	\$159.00


Order No: WN-R53514

Description	Retail
 Exhaust Elbow Applications: 4050, 4240, 4240S, 4250, 4350, 4440, 4450, 4455, 4630, 4640, 4650, 4840, 4850, 7020, 5200, 5400, 5440, 5720, 5730, 690B, 740A, 743, 743A, 770A, 770B, 770BH, 772A, 772BH, Features: 4455 w/ 466T Eng	\$139.00


Order No: WN-R56995

Description	Retail
 Manifold, 6 Cylinder, Diesel, Exhaust, Front Section Applications: 4050, 4250, 4430, 4440, 4450, 4455, 4630, 4640, 4650, 5440, 5730, 6600, 6620, 693C, 740, 770A, 7700, 7720, 772A, 850B, 8820, 8430, 8440, 8450 Features: All 404, 466 Eng	\$195.00


Order No: WN-R57509

Description	Retail
 Elbow, Exhaust Applications: 8630, 8640 Features: For 619 Diesel Engine	\$225.00


Order No: WN-R71678

Description	Retail
 Manifold, 6 Cylinder, Diesel, Exhaust Applications: 8630, 8640, 8650 Features: 619, Front 8650 w/ 619 Engine	\$264.00


Order No: WN-R86029

Description	Retail
 Exhaust Manifold Applications: 4055, 4255, 4455, 4555, 4755, 4955, 8560, 8570, 9100, 9120, 9220, 9320, 9420, 9520, 9620, 6610, 6650, 7200, 9960, 9965, 9970, 9976, 9986, 9996, 540, 548E, 560D, 640, 644, 648, 660D, 740, 748, 848G Features: Front	\$270.68


Order No: WN-T13384

Description	Retail
 Manifold, Exhaust Applications: 2010 Features: Gas, Vertical	\$234.00


Order No: WN-T19981

Description	Retail
 Manifold, 4 Cylinder, Gasoline, Intake & Exhaust Applications: 1010 Features: Includes 13" Exhaust Pipe	\$409.00


Order No: WN-T20247

Description	Retail
 Manifold, 4 Cylinder, Gas, Intake and Exhaust Applications: 2020, 2030, 2510, 2520, 400, 401, 401B, 401C Features: Vertical	\$341.00


Order No: WN-T20249

Description	Retail
 Manifold, 4 Cylinder, Diesel, Exhaust Applications: 1830, 2020, 2030, 2130, 2440, 2510, 2520, 2630, 2640, 2120 Features: Vertical (1830, 2020 Vertical Exhaust, 2030, 2130, 2440, 2510, 2520, 2630, 2640 All w/ 4 Cyl Diesel Engine), 2120 European Upright Exhaust	\$110.00

Order No: WN-T20251


Description	Retail
 Manifold, 3 Cylinder, Gas, Intake and Exhaust Applications: 1020, 1520, 300, 301A, 302A, 380 Features: Vertical	\$325.00

Order No: WN-T20252

Description	Retail
 Manifold, 3 Cylinder, Diesel, Exhaust Applications: 1020, 1520, 1530, 2040, 2240, 300B, 820, 830 Features: Vertical All w/ 3 Cylinder Diesel Engine	\$110.00

**Blocks & Components: Turbos**


Order No: WN-12563

Description	Retail
 Wedge, Turbo Charger, Mount Applications: 3020, 4020 Features: 2 Required, Priced Ind., May Be Required Based On App.	\$41.75


Order No: WN-177272

Description	Retail
Turbo Charger Applications: 8320, 8420 Features: Borg Warner	\$941.00


Order No: WN-AR70439

Description	Retail
 Turbo Charger Applications: 1830, 2130, 2755, 2855N, 2555, 2755, 2450, 2650, 2850, 450, 450B, 450C, 550, 555, 410B, 510B, 555A, 550A, 450D, 455D, 610B, 550B, 410C, 510C, 490, 415B, 515B Features: TO4B32	\$495.00

Order No: WN-AR70987

Description	Retail
 Turbo Charger Applications: 6602, 7700, 4320, 4520, 4620, 4430 Features: (6602, 7700 All Engine S/N -512305) (4320, 4520, 4620 All TO4B15 Turbo Model), 4430 Engine S/N -512305	\$410.00

Order No: WN-AR97633

Description	Retail
 Turbo Charger Applications: 5460, 5820, 860, 862, 890, 992, 5820, 6619, 8630, 8640, 8650 Features: Model TV6102 8630 (with 6619AE)	\$1,110.19

John Deere®


**Tractor: Engines & Related Parts**

**Blocks & Components: Turbos**

**Order No: WN-AR97633**

engine S/N -048542), 5820 (with 6619AE-02 engine S/N -048542)

**Order No: WN-R43724**

Description	Retail
 Turbo Charger Sleeve Applications: 4040, 4040S, 4050, 4240, 4240S, 4250, 4320, 4430, 4440, 4450, 4520, 4620, 4630, 4640, 4650, 4840, 4850, 550, 555, 5720, 644, 644A, 644B, 646, 646B, 6600, 6602, 6620, 6622, 690, 690A, 690B, 7020, 740, 7700, 7720, 8820, 8430, 8440, 9940 Features: Turbo to Elbow Adapter (8430 Model Year 1974-1981)	\$45.00


**Order No: WN-R43724G**

Description	Retail
Turbo Charger, Adapter Kit Applications: 6600, 6602, 6620, 6622, 7700, 7720, 8820, 4040, 4050, 4240, 4250, 4320, 4430, 4440, 4450, 4520, 4620, 4630, 4640, 4650, 4840, 4850, 7020, 8430 Features: Turbo to Elbow, Adapter w/ rings for Better Exhaust Seal	\$91.10


**Order No: WN-R87732**

Description	Retail
Turbo Charger, Exhaust Sleeve Applications: 4055, 4255, 4455, 4555, 4755, 4955, 310E, 310G, 310SE, 310SG, 315SE, 315SG, 410E, 410G, 710G Features: Made From Seamless Steel Tubing, With Sealing Ring	\$91.75

**Order No: WN-RE19778**

Description	Retail
 Turbo Charger Applications: 4250, 4430, 4440, 4450, 4630, 4640, 4650, 4840, 4850, 5200, 5400, 5440, 5460, 5720, 6600, 6620, 7720, 8430, 8440, 8450, 8820	\$395.00

**Order No: WN-RE29308**

Description	Retail
 Turbo Charger Applications: CTS, 4055, 4255, 4455, 4555, 4560, 4755, 4760, 4955, 4960, 6076, 640E, 644E, 644EZ, 644G, 740G, 9960 Features: 644E Eng S/N -196127, 644EZ Eng S/N -196127	\$510.00


**Order No: WN-RE29883**

Description	Retail
 Turbo Charger Applications: 9400, 9930, 7445, 7450, 6059T, 6359T, 6414D, 6414T, 640E, 648E, 690ELC, 750C, 790ELC Features: Includes Oil Inlet Adapter and Mounting Gaskets	\$870.61

**Order No: WN-RE42740**

Description	Retail
 Turbo Charger Applications: 9400, 7700, 7800 Features: Garret Design 9400 (6359AH001)(ENS-337245) BR>(6068HH001)(ENS337246-7012)	\$395.00

**Order No: WN-RE44805**

Description	Retail
 Turbo Charger Applications: 544H, 624E, 624G, 624GH, 640D, 640E, 4700, 4710, 4955, 6605, 6715, 7220, 7320, 7400, 7405, 7410, 7420, 7500, 9400, 9410, 9450, 9540WTS Features: 6068T Engine (Code 6503)	\$821.03

**Order No: WN-RE506261**



Description	Retail
Turbo Charger Applications: SE6110, SE6120, SE6210, SE6220, SE6310, SE6320, SE6410, SE6420, 3410, 3410X, 6110, 6110L, 6120, 6120L, 6205, 6210, 6210L, 6215, 6220, 6220L, 6310, 6320, 6405, 6410, 6410L, 6410S, 6415, 6420, 6510, 6520	\$640.00


**Order No: WN-RE531288**

Description	Retail
Turbocharger Applications: 8225R, 8245R, 8270R, 8295R, 8320R, 8345R, 8295RT, 8320RT, 8345RT, 8235R, 8260R, 8285R, 8310R, 8335R, 8360R, 8310RT, 8335R, 8360R, 8310RT, 8335RT, 8360RT, 8130, 8230, 8330, 8430, 8530, 8230T, 8330T, 8430T, 9670STS, 9770STS, S650, S660, S670, S670HM Features: Industrial: 724K, 744K, 350GLC, E330LC, E360, Forage Harvester: 7250, 7180, 8100, 8200, Sprayer: 4930, 4940, R4038, Cotton Picker: 7660	\$875.17


**Order No: WN-RE53399**

Description	Retail
Turbo Charger Applications: 8570, 8770, 8870, 8970	\$1,345.00

**Order No: WN-RE54979**

Description	Retail
 Turbo Charger Applications: 8100, 8110, 8110T, 8200, 8210T, 8300, 8310, 8310T, 8400, 8410, 8410T, 9650STS, 9750STS Features: (9650STS, 9750STS, All Mounts Mid Engine)	\$440.00

**Order No: WN-RE62773**

Description	Retail
 Turbo Charger Applications: 3255, 4050, 444C, 444CH, 444D, 544D, 544E, 570B, 624G, 643D, 653E, 655B, 670B, 672B, 690D, 690DR, 693D, 710D, 750B, 755B Features: Includes Mounting Gaskets	\$575.00

**Order No: WN-RE70036**

Description	Retail
 Turbocharger Applications: 5303, 4520, 4720, 250, 260	\$595.00

**Order No: WN-TO4B8069**

Description	Retail
Turbo Charger Applications: 4020 Features: Replaces M&W or Rajay Turbos, May Require Wedge Mounts	\$887.00

**Cylinder Heads: Bolts**

**Order No: WN-NR42462**

Description	Retail
Cylinder Head, Bolt Applications: 3010, 3020, 4000, 4010, 4020, 4040, 4050, 4055, 4230, 4240, 4250, 4255, 4320, 4430, 4440, 4450, 4455, 4520, 4550, 4555, 4560, 4620, 4630, 4640 Features: 6-404D, S/N 214, 999-, 3"	\$18.50

**Order No: WN-NR42463**

Description	Retail
Cylinder Head, Bolt Applications: 3010, 3020, 4000, 4010, 4020, 4040, 4050, 4055, 4230, 4240, 4250, 4255, 4320, 4430, 4440, 4450, 4520, 4550, 4560, 4620, 4630, 4640 Features: 6-404D, S/N 214, 999-, 4.9"	\$12.50

**Order No: WN-NR42464**

Description	Retail
Cylinder Head, Bolt	\$11.00

**Tractor: Engines & Related Parts**

**Cylinder Heads: Bolts**

**Order No: WN-NR42464**

Applications: 3010, 3020, 4000, 4010, 4020, 4040, 4050, 4055, 4230, 4240, 4250, 4255, 4320, 4430, 4440, 4450, 4455, 4520, 4550, 4555, 4560, 4620, 4630, 4640  
Features: 6-404D, S/N 214, 999-, 6"

**Order No: WN-NR-88042**

Description	Retail
Cylinder Head, Bolt	\$3.55
Applications: 3010, 3020, 4000, 4010, 4020, 4040, 4050, 4055, 4230, 4240, 4250, 4255, 4320, 4430, 4440, 4450, 4455, 4520, 4550, 4555, 4560, 4620, 4630, 4640, 4755, 4760, 4840, 4850, 4955, 4960, 6600, 6020, 7020, 7700, 7720, 7800, 8100, 8200, 8300, 8430, 8440, 8450, 8820, 9500, 9600, 9940, 9950, 9960	
Features: Diesel, 9/16" X 3-1/4" 6600 S/N 156502-	

**Order No: WN-NR-88043**

Description	Retail
Cylinder Head, Bolt	\$4.95
Applications: 3010, 3020, 4000, 4010, 4020, 4040, 4050, 4055, 4230, 4240, 4250, 4255, 4320, 4430, 4440, 4450, 4455, 4520, 4550, 4555, 4560, 4620, 4630, 4640	
Features: Diesel, 9/16" X 5-1/4" 4755, 4760, 4840, 4850, 4955, 4960, 6600 S/N 156502-, 6020, 7020, 7700, 7720, 7800, 8100, 8200, 8300, 8430, 8440, 8450, 8820, 9500, 9600, 9940, 9950, 9960	

**Order No: WN-NR-88044**

Description	Retail
Cylinder Head, Bolt	\$6.70
Applications: 3010, 3020, 4000, 4010, 4020, 4040, 4050, 4055, 4230, 4240, 4250, 4255, 4320, 4430, 4440, 4450, 4455, 4520, 4550, 4555, 4560, 4620, 4630, 4640	
Features: Diesel, 9/16" X 6-1/4" 4755, 4760, 4840, 4850, 4955, 4960, 6600 S/N 156502-, 6020, 7020, 7700, 7720, 7800, 8100, 8200, 8300, 8430, 8440, 8450, 8820, 9500, 9600, 9940, 9950, 9960	

**Order No: WN-NR-88045**

Description	Retail
Cylinder Head, Bolt	\$7.05
Applications: 3010, 3020, 4000, 4010, 4020, 4040, 4050, 4055, 4230, 4240, 4250, 4255, 4320, 4430, 4440, 4450, 4455, 4520, 4550, 4555, 4560, 4620, 4630, 4640	
Features: Diesel, 9/16" X 7-1/4" 4755, 4760, 4840, 4850, 4955, 4960, 6600 S/N 156502-, 6020, 7020, 7700, 7720, 7800, 8100, 8200, 8300, 8430, 8440, 8450, 8820, 9500, 9600, 9940, 9950, 9960	

**Order No: WN-R502511**

Description	Retail
Cylinder Head, Bolt	\$6.00
Applications: 9550, 9550SH, 9560, 9560SH, 6320, 6420, 7220, 7320, 7420, 7520, 7720, 7820, 7920, 4720	
Features: Diesel	

**Order No: WN-R85363**

Description	Retail
Head Bolt	\$2.25
Applications: 1040, 1140, 1350, 1550, 1630, 1750, 1850, 1850N, 2150, 2155, 2255, 2355N, 840, 940, 1950, 1950N, 2355N, 3100, 5045D, 5055E, 5065E, 5075E, 5220, 5320, 5320N, 3110, 2020, 2440, 1640, 1840, 5040, 5040S, 2130, 2250, 2350, 2355, 2450, 2555CS, 2140, 255TSS, 2650, 2650N, 2755, 2855N, 2640	
Features: .446" Diameter 4.409" Long, Priced Individually 2155 S/N 741898-, 3110 (3029DRT65), 2440 S/N 687811-, 2555TSS S/N 687811-, 2650N S/N 687811-, 2855N S/N	

687811-, 2640 S/N 687811-, 3200, 3200X, 3210 (4039DRT35), 3210X (4039DRT35), 3400, 3400X, 3410 (4039TRT35), 3410X (4039TRT35), 6200, 6200L, 6300, 6300L, 6400L, 3300, 3300X, 3210X (4045DRT50), 3310 (4045DRT35 Or 4045DRT51), 3310X (4045DRT35 Or 4045DRT51), 3410 (4045TRT50), 3410X (4045TRT50), 5070M, 5076E, 5076EL, 5078E, 5080G, 5080GF, 5080GV, 5080M, 5080R, 5080RN, 5082E, 5083E, 5083EN, 5085E, 5085M, 5090E, 5090EH, 5090EL, 5090G, 5090GF, 5090GH, 5090GV, 5090M, 5090R, 5090RN, 5093E, 5093EN, 5095M, 5095MH, 5100GF, 5100GV, 5100M, 5100R, 5100RN, 5101E, 5101EN, 5105M, 5105ML, 5420, 5425, 5425N, 5520, 5520N, 5620, 5625, 5720, 5725, 5725N, 5820, 6010, 6020, 6100, 6110, 6110L, 6120, 6130, 6200L, 6210, 6130, 6200L, 6210, 6210L, 6220, 6230, 6310, 6310L, 6310S, 6320, 6330, 6400, 6400L, 6410, 6410L, 6410S, 6420, 6420S, 6430, 6500, 6500L, 6510L, 6510S, 6534, 7130, 7130 Premium, 3040, 3050, 3140, 3150, 3350, 3640, 3650, 4040, 4040S, 4050 S/N 714353-, 6600, 6506, 6510, 6520, 6530, 6603, 6610, 6620, 6630, 6800, 6810, 6820, 6830, 6900, 6910, 6910S, 6920, 6920S, 6930, 7185J, 7200, 7205J, 7220, 7320, 7400, 7405, 7410, 7420, 7425, 7430 Preium, 7510, 7515, 7520 (2003 Thru 2007), 7525, 7600, 7610, 7715, 7815

**Order No: WN-RP-364**

Description	Retail
Cylinder Head, Bolt Set	\$61.25
Applications: 3010, 3020	
Features: Diesel, 18 Bolts, 4=3 1/4", 3= 5 1/4", 6= 6 1/4", 5= 7 1/4"	

**Order No: WN-RP-365**



Description	Retail
Cylinder Head, Bolt, Set	\$154.00
Applications: 4000, 4020, 4040, 4050, 4230, 4240, 4250, 4430, 4440, 4630, 4640, 4840, 6600, 6620, 7700, 7720, 8820, 8430, 8440, 9940	
Features: Diesel, 26 Bolts, 6=3 1/4", 5= 5 1/4", 8=6 1/4", 7= 7 1/4" 6600 S/N 156502-	

**Order No: WN-RP-366**



Description	Retail
Cylinder Head, Bolt, Set	\$87.50
Applications: 4055, 4250, 4255, 4450, 4455, 4650, 4755, 4555, 4760, 4850, 7800, 8100, 8200, 8300, 8450, 8560, 8570, 9500, 9600, 9950, 9960	
Features: Diesel, 26 Bolts, 11= 5 1/4", 8= 6 1/4", 7= 7 1/4"	

**Order No: WN-RP-376**

Description	Retail
Cylinder Head Bolt Kit	\$210.00
Applications: 3010, 3020	
Features: 13 Total Bolts, Early 270	

**Order No: WN-RP378**

Description	Retail
Head Bolt Kit	\$259.00
Applications: 105, JD600, 4020, 4010	
Features: Grade 8, Torque to 130lb.-ft. Engines 381D, 404D	

**Order No: WN-RP751184**

Description	Retail
Head Bolt Kit	\$261.00
Applications: 105, JD600, 4010, 4020	
Features: Grade 8, Torque to 130lb.-ft., Gas Engines 341, 301, Kit Includes (26) Head Bolt Washer NR76126, (15) Head Bolt NR42464, (6) Head Bolt NR42466, (5) NR42463	

**Cylinder Heads: Cylinder Head Assemblies**

**Order No: WN-AM1786T**


John Deere®




**Tractor: Engines & Related Parts**

**Cylinder Heads: Cylinder Head Assemblies**

Order No: WN-AM1786T


Description	Retail
 Cylinder Head, 2 Cylinder, Gas Applications: 40, M, MT	\$560.00

Order No: WN-M1768T


Description	Retail
 Cylinder Head, 2 Cylinder, Gas Applications: M, MC, MT, 40 Features: Seats, Valve Guides	\$542.00

**Cylinder Heads: Gaskets**


Order No: WN-A1575R

Description	Retail
 Gasket, Valve Cover Applications: A, AO, AR	\$19.00

Order No: WN-AA42283R

Description	Retail
 Engine Gasket Set Applications: A, AN, ANH, AW, AWH, AO.AR Features: Includes Sealing Washers for Cylinder Head (A, AN, ANH, AW, AWH all S/N -487999), (AO, AR both S/N -259999)	\$206.00

Order No: WN-B1498R

Description	Retail
 Gasket, Valve Cover Applications: B.BO, BR	\$19.00

Order No: WN-B3722R

Description	Retail
Valve Cover Gasket Applications: 520, 530 Features: Gas	\$55.25

Order No: WN-HAR-53032

Description	Retail
Gasket, Cylinder Head Set Applications: 3010, 3020 Features: Diesel 3020 Early	\$58.25

Order No: WN-HAR-53630

Description	Retail
Gasket, Cylinder Head Set Applications: 4000, 4020 Features: Diesel 4020 Late	\$58.75

Order No: WN-HRE-38849

Description	Retail
Gasket, Cylinder Head, Set Applications: 544 Features: 303 CID Diesel	\$76.75


Order No: WN-HRG-27883

Description	Retail
Gasket, Cylinder Head Set Applications: 4250, 4440, 4450, 4640, 4650, 4840, 4850, 8430, 8440, 8450	\$180.00

Order No: WN-HS1866

Description	Retail
Gasket, Cylinder Head Set Applications: M, 40, 320, 330	\$77.50

Order No: WN-HS3214VC

Description	Retail
 Gasket, Cylinder Head Set Applications: 4010, 4020 Features: Gasoline 4020 Early	\$107.00

Order No: WN-HS3217VY

Description	Retail
Gasket, Cylinder Head Set Applications: 3010, 3020 Features: Gasoline 3020 Early	\$82.25

Order No: WN-HS3243VX

Description	Retail
Gasket, Cylinder Head Set Applications: 2010 Features: Diesel	\$175.00

Order No: WN-HS3286VC

Description	Retail
Gasket, Cylinder Head, Set Applications: 2010 Features: 145 CID Gas	\$175.00

Order No: WN-HS3356

Description	Retail
Gasket, Cylinder Head Set Applications: 1020 Features: Gasoline	\$90.00


Order No: WN-HS3800

Description	Retail
Gasket, Cylinder Head Set Applications: 1020, 1520, 2020, 2510, 2520, 3300 Features: 180 CID Gasoline Engine	\$78.00

Order No: WN-NAR-98851

Description	Retail
Gasket, Cylinder Head Applications: 4250, 4440, 4450, 4640, 4650, 4840, 4850, 6620, 7720, 8430, 8440, 8450, 9940, 9950 Features: Diesel	\$121.00

Order No: WN-NR-45615

Description	Retail
 Gasket, Cylinder Head Applications: 4010, 4020 Features: Diesel 4020 Early	\$53.25

Order No: WN-NR-45616

Description	Retail
Gasket, Cylinder Head Applications: 3010, 3020 Features: Diesel	\$32.25

Order No: WN-NR-48291

Description	Retail
Gasket, Cylinder Head Applications: 4020, 4040, 4230, 4320, 4430, 4520, 4620, 4630, 6600, 7020, 7700 Features: Diesel 6600 S/N 156502-	\$40.00

Order No: WN-NR-49865

Description	Retail
Gasket, Rocker Arm Cover Applications: 3010, 3020 Features: Diesel	\$8.30

Order No: WN-NR-49866

Description	Retail
Gasket, Rocker Arm Cover Applications: 4000, 4010, 4020, 4040, 4050, 4055, 4230, 4240, 4250, 4255, 4320, 4430, 4440, 4450, 4455, 4520, 4550, 4555, 4620, 4630, 4640, 4650, 4755, 4760, 4840, 4850, 4955, 4960, 6600, 6620, 7020, 7700, 7720, 7800, 8100, 8200, 8300, 8430, 8440, 8450, 8560, 8570, 8820, 9500, 9600, 370, 644A, 644C Features: Diesel 6600 S/N 156502-	\$8.05

Order No: WN-NR-73521

Description	Retail
Gasket, Rocker Arm Cover Applications: 1640, 1830, 1840, 2020, 2030, 2120, 2130, 2140, 2350, 2355, 2440, 2450, 2510, 2550, 2555, 2650, 2750, 2755, 2850, 2855, 3300, 5410, 5500N, 5510 Features: Diesel 6100, 6200, 6210, 6300, 6310, 6400, 6410, 6500, 6510	\$23.00

Order No: WN-NR-78513

**Tractor: Engines & Related Parts**

**Cylinder Heads: Gaskets**

**Order No: WN-NR-78513**

Description	Retail
Gasket, Cylinder Head Applications: 5010, 5020, 6030 Features: Diesel	\$84.75

**Order No: WN-NR-97356**

Description	Retail
Gasket, Cylinder Head Applications: 820, 830, 840, 930, 940, 1020, 1030, 1040, 1120, 1130, 1140, 1350, 1520, 1530, 1550, 1630, 1750, 1850, 1950, 2040, 2150, 2155, 2240, 2255, 2355N Features: Diesel 5000, 5200, 5300, 5310, 5400, 5400N, 5500	\$16.50

**Order No: WN-NRE-38847**

Description	Retail
Gasket, Cylinder Head Applications: 2020 Features: Diesel	\$60.00

**Order No: WN-NRE-38848**

Description	Retail
Gasket, Cylinder Head Applications: 820, 830, 1020, 1030 Features: Diesel	\$49.00

**Order No: WN-NRE-40428**

Description	Retail
Gasket, Cylinder Head, Set Applications: 1520 Features: Gas, 164 Engine	\$230.00

**Order No: WN-NRE53123**

Description	Retail
Gasket, Cylinder Head, Set Applications: 6200, 6300, 6400, 6500 Features: Includes: Head, Valve Cover, Manifold Gaskets	\$186.00

**Order No: WN-NRG-22247**

Description	Retail
Gasket, Cylinder Head, Set, Premium Applications: 4250, 4440, 4450, 4640, 4650, 4840, 4850, 6620, 6622, 7720, 7722, 8430, 8440, 8450, 8820, 9940, 9950 Features: Diesel	\$180.00

**Order No: WN-R106796**

Description	Retail
Gasket, Rocker Cover Applications: 5400, 5500, 5600, 5700, 6100, 6200, 6210, 96300, 6310, 6400, 6500	\$11.10

**Order No: WN-R116515**

Description	Retail
Gasket, Cylinder Head Applications: 5210, 5310, 5320N, 5403, 5415, 5420, 5425, 5510, 5520N, 5525, 5605, 5705, 6110, 6120, 6210, 6220, 6310, 6410, 6320, 6415, 260, 270, 280 Features: 4045D PowerTech	\$28.25

**Order No: WN-R75728**

Description	Retail
Gasket, Valve Cover Applications: 2840, 2940, 2950, 2955, 3030, 3040, 3140, 3055, 3255, 3120, 3150, 3155, 4030, 4400, 4425, 7600, 7700, 7800, 9900, 9910, 9920, 9400 Features: 6 Cylinder	\$20.92

**Order No: WN-R92425**

Description	Retail
Gasket, Cylinder Head Applications: 2440, 210C, 210D, 244E, 290D, 300D, 310B, 310C, 310D, 315C, 315D, 344E,	\$29.90

344G, 400G, 401, 401A, 401B,  
Features: Diesel

**Order No: WN-RE38591**

Description	Retail
Head Gasket Set Applications: 2010, 1010 Features: Gas	\$175.00

**Order No: WN-RE53123**

Description	Retail
Gasket, Cylinder Head, Set Applications: 6200, 6300, 6400, 6500 Features: Includes: Head, Valve Cover, Manifold Gaskets	\$183.75

**Order No: WN-T12618**

Description	Retail
Gasket, Valve Cover Applications: 115, 145, 165, 1010, 1010C, 2010, 2010C, 40, 45 Features: 145 and 165 Gas	\$21.00

**Order No: WN-T20075**

Description	Retail
Gasket, Rocker Arm, Cover Applications: 2020, 2440, 2510, 2520, 2630, 2640	\$7.99

**Cylinder Heads: Valves & Related**

**Order No: WN-451198**

Description	Retail
Cylinder Head, Valve, Cap Applications: 9500, 9600, CTS, 7700, 7800, 8100, 8200, 8300, 8570, 9965, 9970, 6610 Features: Diesel 9600 S/N 500000-, 8300 S/N -9999, 8570 S/N 568444-9960 Late, 9965, 9970 Early, 6610 Early	\$3.50

**Order No: WN-A3618R**

Description	Retail
Cylinder Head, Valve, Exhaust Applications: A, 60 Features: A S/N 488000-	\$37.00

**Order No: WN-A4193R**

Description	Retail
Cylinder Head, Valve, Intake Applications: A, 60 Features: A S/N 488000-	\$19.25

**Order No: WN-B2503R**

Description	Retail
Cylinder Head, Valve, Exhaust Applications: 50, B, BN, BNH, BW, BWH	\$15.50

**Order No: WN-B2863R**

Description	Retail
Cylinder Head, Valve, Intake Applications: 50, B, BN, BNH, BW, BWH	\$13.50

**Order No: WN-F3213R**

Description	Retail
Cylinder Head, Valve, Intake Applications: 720, 730 Features: Diesel	\$43.50

**Order No: WN-F3214R**

Description	Retail
Cylinder Head, Valve, Exhaust Applications: R, 720, 730 Features: Diesel	\$54.25

**Order No: WN-F578R**

Description	Retail
Valve, Exhaust Applications: G, GH, GM, GN, GW, 70 Features: 2 Per Tractor GW S/N 13000-	\$71.50

**Order No: WN-HR-26125**

John Deere®

**Tractor: Engines & Related Parts**

**Cylinder Heads: Valves & Related**

**Order No: WN-HR-26125**

Description	Retail
Cylinder Head, Valve, Spring Applications: 1020, 1520, 2020, 2510, 2520, 2550, 2555, 2630, 2640, 2750, 2755, 2840, 2855, 2940, 2950, 2955, 3055, 3150, 3155, 3255 Features: Gasoline And Diesel	\$2.00

**Order No: WN-HR-44174**

Description	Retail
Cylinder Head, Valve, Intake Applications: 3020, 4020 Features: Diesel, Middle Production	\$10.00

**Order No: WN-HR-50357**

Description	Retail
Cylinder Head, Valve, Exhaust Applications: 4250, 4430, 4440, 4450, 4630, 4640, 4650, 4840, 4850, 8430, 8440, 8450	\$14.75

**Order No: WN-HR-79623**

Description	Retail
Cylinder Head, Valve, Intake Applications: 820, 830, 1020, 1520, 1530, 2020, 2030, 2040, 2150, 2155, 2240, 2255, 2350, 2355, 2440, 2510, 2520, 2550, 2555, 2750, 2755, 2840, 2855, 2940	\$7.25

**Order No: WN-HR-79624**

Description	Retail
Cylinder Head, Valve, Exhaust Applications: 820, 830, 1020, 1520, 1530, 2020, 2030, 2040, 2150, 2155, 2240, 2255, 2350, 2355, 2440, 2510, 2520, 2550, 2555, 2750, 2755, 2840, 2855, 2940	\$7.50

**Order No: WN-HR-91822**

Description	Retail
Cylinder Head, Valve, Spring Applications: 820, 830, 1020, 1520, 1530, 2020, 2030, 2040, 2150, 2155, 2240, 2255, 2350, 2355, 2440, 2510, 2520, 2550, 2555, 2750, 2755, , 2855, 2940, 8400 Features: 6081, 8.1L Engine	\$3.75

**Order No: WN-HT-25466**

Description	Retail
Cylinder Head, Valve, Intake Applications: 1020, 1520, 2020, 2510, 2520, 4030 Features: Gasoline	\$15.75

**Order No: WN-HT-25467**

Description	Retail
Cylinder Head, Valve, Exhaust Applications: 1020, 1520, 2020, 2510, 2520, 4030 Features: Gasoline	\$26.25

**Order No: WN-HVK-JD270E**

Description	Retail
Cylinder Head, Valve Train, Kit Applications: 3010, 3020 Features: Diesel, Includes Valve Seals and Rotators	\$319.00

**Order No: WN-HVK-JD270M**

Description	Retail
Cylinder Head, Valve Train, Kit Applications: 3010, 3020 Features: Diesel, Includes Valve Seals and Rotators, Mid Range	\$226.00

**Order No: WN-JD404MID-VALVE**

Description	Retail
Cylinder Head, Valve, Kit Applications: 4020 Features: Includes Valves, Keepers, Locks, Springs	\$526.00

**Order No: WN-NAR-26337**

Description	Retail
Cylinder Head, Valve, Rotator Applications: 3010, 3020, 4010 Features: Diesel, Upper Exhaust	\$40.50

**Order No: WN-NAR-41690**

Description	Retail
Cylinder Head, Valve, Seal Applications: 3020, 4000, 4020 Features: Diesel, Package Quantity Two, Priced Individually	\$4.30

**Order No: WN-NB-367R**

Description	Retail
Cylinder Head, Valve, Spring, Keeper, Half Applications: 3010, 3020, 4000, 4010, 4020, 4230, 4320, 4430, 4520, 4620, 4630 Features: Diesel, Priced INDIVIDUALLY, 2 Per Package	\$0.50

**Order No: WN-NR-2612**

Description	Retail
Cylinder Head, Valve, Spring Applications: 3010, 4010 Features: Intake and Exhaust	\$2.35

**Order No: WN-NR-28654**

Description	Retail
Cylinder Head, Valve, Guide Applications: 3010, 4010 Features: Intake on Exhaust, Diesel, 2 Per Package	\$4.75

**Order No: WN-NR-43679**

Description	Retail
Cylinder Head, Valve, Exhaust Applications: 3010, 3020, 4000, 4010, 4020, 4040, 4050, 4230, 4240, 4320, 4520, 4620, 6600, 6620, 7020, 7700 Features: Diesel, 1.710" Head Dia., 6.136" Length, 45 Degree 6600 ES/N 422365-, 7020 ES/N -335845, 7700 ES/N 442365-	\$20.50

**Order No: WN-NR-43680**

Description	Retail
Cylinder Head, Valve, Intake, Seat Applications: 3010, 3020, 4000, 4010, 4020, 4040, 4050, 4230, 4240, 4320, 4430, 4520, 4620, 4630, 6600, 7020, 7700 Features: Diesel, Standard 4050 S/N -6592, 6600 S/N 156502-	\$10.00

**Order No: WN-NR-43681**

Description	Retail
Cylinder Head, Valve, Exhaust, Seat Applications: 3010, 3020, 4000, 4010, 4020, 4040, 4050, 4230, 4240, 4320, 4430, 4520, 4620, 4630, 6600, 7020, 7700 Features: Diesel, Standard 4050 S/N -6592, 6600 S/N 156502-	\$6.70

**Order No: WN-NR-43883**

Description	Retail
Cylinder Head, Valve, Intake Applications: 3010, 3020, 4000, 4010, 4020, 4040, 4050, 4230, 4240, 4320, 4430, 4520, 4620, 4630, 6600, 7020, 7700 Features: Diesel, Standard, 6-1/8" Long, 1-15/16" OD 4040, 4050 s/n -6592, 6600 s/n 156502-	\$18.25

**Order No: WN-NR-44174**

Description	Retail
Cylinder Head, Valve, Intake Applications: 3010, 3020, 4000, 4010, 4020, 4040, 4230 Features: Diesel	\$12.00

**Order No: WN-NR-44175**



**Tractor: Engines & Related Parts**

**Cylinder Heads: Valves & Related**

**Order No: WN-NR-44175**

Description	Retail
Cylinder Head, Valve, Exhaust Applications: 3010, 3020, 4000, 4010, 4020, 4040, 4230 Features: Diesel	\$15.75

**Order No: WN-NR-50357**

Description	Retail
Cylinder Head, Valve, Exhaust Applications: 4230, 4320, 4430, 4520, 4620, 4630, 6600, 7020, 7700 Features: Diesel 6600 S/N 156502-	\$18.75

**Order No: WN-NR-50358**

Description	Retail
Cylinder Head, Valve, Intake Applications: 4250, 4320, 4430, 4440, 4450, 4520, 4620, 4630, 4640, 4650, 4840, 4850, 6600, 6620, 7020, 7700, 7720, 8430, 8440, 8450, 8820, 9940, 9950 Features: Diesel 6600 S/N 156502-	\$12.75

**Order No: WN-NR-51734**

Description	Retail
Cylinder Head, Valve, Exhaust, Seat Applications: 820, 830, 840, 930, 940, 1020, 1030, 1040, 1120, 1130, 1140, 1350, 1520, 1530, 1550, 1630, 1640, 1750, 1830, 1840, 1850, 1950, 2020, 2030, 2040, 2120, 2130, 2140, 2150, 2155, 2240, 2255, 2350, 2355, 2355N, 2440, 2450, 2510, 2520, 2550, 2555, 2630, 2640, 2650, 2750, 2755, 2840, 2850, 2855 Features: Diesel, 2 Per Package Additional Applications: 2940, 2950, 2955, 3030, 3040, 3050, 3055, 3120, 3130, 3140, 3150, 3155, 3255, 3640, 3650, 4030, 4050 S/N 6593-, 4400, 4420, 4425, 5000, 5300, 9900, 9910, 9920, 9930	\$17.50

**Order No: WN-NR-79623**

Description	Retail
Cylinder Head, Valve, Intake Applications: 820, 830, 840, 930, 940, 1020, 1030, 1040, 1120, 1130, 1140, 1350, 1520, 1530, 1550, 1630, 1640, 1750, 1830, 1840, 1850, 2020, 2030, 2040, 2120, 2130, 2150, 2155, 2240, 2255, 2350, 2355, 2355N, 2440, 2450, 2510, 2520, 2550, 2555, 2630, 2640, 2840, 2940, 2950, 2955, 3030, 3040, 3050, 3055 Features: Diesel, Standard 3120, 3130, 3140, 3150, 3155, 3255, 3300, 3350, 3640, 4030, 4050 S/N 6593-, 4400, 4420, 4425, 5000, 5300, 5400, 6600 S/N -156501, 9900, 9910	\$12.00

**Order No: WN-NR-79624**

Description	Retail
Cylinder Head, Valve, Exhaust Applications: 820, 830, 840, 930, 940, 1020, 1030, 1040, 1120, 1130, 1140, 1350, 1520, 1530, 1550, 1630, 1640, 1750, 1830, 1840, 1850, 2020, 2030, 2040, 2120, 2130, 2150, 2155, 2240, 2255, 2350, 2355, 2355N, 2440, 2450, 2510, 2520, 2550, 2555, 2630, 2640, 2840, 2940, 2950, 2955, 3030, 3040, 3050, 3055 Features: Diesel, Standard 3120, 3130, 3140, 3150, 3155, 3255, 3300, 3350, 3640, 4030, 4050 S/N 6593-, 4400, 4420, 4425, 5000, 5300, 5400, 6600 S/N -156501, 9900, 9910	\$13.25

**Order No: WN-NR-83071**

Description	Retail
Cylinder Head, Valve, Intake Applications: 1950, 2140, 2650, 2750, 2755, 2850, 3650, 4050, 9400, 9920, 9930 Features: Diesel 4050 S/N 6593-	\$18.25

**Order No: WN-NR-84618**

Description	Retail
Cylinder Head, Valve, Intake Applications: 4255, 4455, 4555, 4560, 4755, 4760, 4955, 4960, 7700, 7800, 8100, 8200, 8300, 8400, 8560, 8570, 9500, 9600, 9960 Features: Diesel, 6081, 8.1L Engine	\$15.75

**Order No: WN-NR-84619**

Description	Retail
Cylinder Head, Valve, Exhaust Applications: 4255, 4455, 4555, 4560, 4755, 4760, 4955, 4960, 7700, 7800, 8100, 8200, 8300, 8400, 8560, 8570, 9500, 9600, 9960 Features: Diesel, 6081, 8.1L Engine	\$29.00

**Order No: WN-NR-87627**

Description	Retail
Cylinder Head, Valve, Seal Applications: 820, 830, 840, 930, 940, 1020, 1030, 1040, 1120, 1130, 1140, 1350, 1520, 1430, 1550, 1630, 1640, 1750, 1830, 1840, 1850, 1950, 2120, 2130, 2140, 215, 2155, 2020, 2030, 20402240, 2255, 2350, 2355, 2355N, 2440, 2450, 2510, 2520, 2550, 2555, 2630, 2640, 2650, 2750, 2755, 2840, 2850, 2855 Features: 2940, 2950, 2955, 3030, 3040, 3050, 3055, 3120, 3130, 3140, 3150, 3155, 3255, 3640, 3650, 4030, 4050 s/n 6593-, 4400, 4420, 4425, 5000, 5200, 5300, 5310, 5400, 5400N, 5410, 5500, 5500N, 5510, 6100, 6200, 6210, 6300, 6310, 6400, 6410, 6500, 6510, 6600, 6800, 6900, 9900, 9910, 9920, 9930	\$0.50

**Order No: WN-NR-90692**

Description	Retail
Cylinder Head, Valve, Exhaust Applications: 5200, 5210, 5310, 5400, 5400N, 5410, 5500, 5500N, 5510, 6100, 6200, 6210, 6300, 6310, 6400, 6410, 6500, 6600, 6800, 6900, 7200, 7210, 7400 Features: Diesel, Standard 7410, 7600, 7610	\$18.50

**Order No: WN-NR-98062**

Description	Retail
Cylinder Head, Valve, Intake Applications: 5200, 5210, 5310, 5400, 5400N, 5410, 5500, 5500N, 5510, 6100, 6200, 6210, 6300, 6310, 6400, 6410, 6500, 6600, 6800, 6900, 7200, 7210, 7400 Features: Diesel, Standard 7410, 7600, 7610	\$17.50

**Order No: WN-NRE-11410**

Description	Retail
Cylinder Head, Valve, Intake, Rotator Applications: 4050 S/N -6592, 4055, 4240, 4250, 4255, 4320, 4430, 4440, 4450, 4455, 4520, 4555, 4560, 4620, 4630, 4640, 4650, 4755, 4760, 4840, 4850, 4955, 4960, 6600, 6620, 7020, 7700, 7720, 7800, 8100, 8200, 8300, 8430, 8440, 8450, 8560, 8570, 8760, 8770, 8820, 8870, 9500, 9600, 9940, 9950, 9960 Features: Diesel 6600 S/N 156502-, 4050 S/N -6592	\$8.25

**Order No: WN-NRE-31617**

Description	Retail
Cylinder Head, Valve, Seal Applications: 6200, 6300, 6400, 6500, 7200, 7400, 7600 Features: Diesel	\$3.25

**Order No: WN-NT-20077**

Description	Retail
Cylinder Head, Valve, Spring, Lock Applications: 820, 830, 840, 930, 940, 1020, 1030, 1040, 1120, 1130, 1140, 1350, 1520, 1530, 1550, 1630, 1640, 1750, 1830, 1840, 1850, 1950, 2020,	\$0.30

John Deere®

**Tractor: Engines & Related Parts**

**Cylinder Heads: Valves & Related**

**Order No: WN-NT-20077**

2030, 2040, 2120, 2130, 2140, 2150, 2155, 2240, 2255, 2350, 2355, 2355N, 2440, 2450, 2510, 2520, 2550, 2555, 2630, 2640, 2650, 2750, 2755, 2840, 2850, 2855  
 Features: 2940, 2950, 2955, 3030, 3040, 3050, 3055, 3120, 3130, 3140, 3150, 3155, 3255, 3640, 3650, 4030, 4050 S/N 6593-, 4400, 4420, 4425, 5000, 5300, 9900, 9910, 9920, 9930

**Order No: WN-NT-20129**

Description	Retail
Cylinder Head, Valve, Cap Applications: 820, 830, 840, 930, 940, 1020, 1030, 1040, 1120, 1130, 1140, 1350, 1520, 1530, 1550, 1630, 1640, 1750, 1830, 1840, 1850, 1950, 2020, 2030, 2040, 2120, 2130, 2140, 2150, 2155, 2240, 2255, 2350, 2355, 2355N, 2440, 2450, 2510, 2520, 2550, 2555, 2630, 2640, 2650, 2750, 2755, 2840, 2850, 2855 Features: 2940, 2950, 2955, 3030, 3040, 3050, 3055, 3120, 3130, 3140, 3150, 3155, 3255, 3640, 3650, 4030, 4050 S/N 6593-, 4400, 4420, 4425, 5000, 5300, 9900, 9910, 9920, 9930	\$2.00

**Order No: WN-R26123**

Description	Retail
Cylinder Head, Valve, Exhaust Applications: 3010, 4010 Features: Diesel, Standard	\$10.50

**Order No: WN-R26124**

Description	Retail
Cylinder Head, Valve, Intake Applications: 3010, 4010 Features: Diesel, Standard	\$10.50

**Order No: WN-R28653**

Description	Retail
Valve Guide Applications: 3020, 4020, 4010, 3010, 105 Features: Gas	\$5.00

**Order No: WN-R41412**

Description	Retail
Valve Guides Applications: 1020, 1030, 1030, 1130, 1520, 1530, 1630, 1830, 2020, 2030, 2040, 2130, 2240, 2440, 2520, 2640, 2940, 3010, 3020, 3030, 3130, 400, 4020, 4230, 6600, 7700, 300B, 301A, 302, 302A, 310, 401B, 401C, 410, 410B, 444, 444C, 444CH, 500A, 500C, 510, 510B Features: Gas, .564 OD, 2.750" Length 2040 s/n 350000-, 2640 s/n -340999, 3010 s/n -049999, 4000, 4020 s/n 201000-	\$3.50

**Order No: WN-R44175**

Description	Retail
Cylinder Head, Valve, Exhaust Applications: 3010, 3020, 4000, 4010, 4020, 4040, 4230 Features: Diesel	\$16.00

**Order No: WN-RP-223**

Description	Retail
Cylinder Head, Valve, Intake, Seat Applications: 820, 830, 840, 930, 1040, 1120, 1130, 1140, 1350, 1520, 1530, 1550, 1630, 1640, 1750, 1830, 1840, 1850, 1950, 2020, 2030, 2040, 2120, 2130, 2140, 2150, 2155, 2240, 2255, 2350, 2355, 2440, 2450, 2510, 2520, 2550, 2555, 2630, 2640, 2650, 2750, 2755, 2850, 2855, 2940, 2950, 2955, 3030, 3040 Features: 45 Degrees Additional Applications: 3050, 3120, 3130, 3140, 3150, 3155, 3255, 3300, 3350, 3640, 3650, 4030, 4050 S/N 6593-, 4400, 4420, 4425, 9900, 9910, 9920, 9930	\$9.50

**Order No: WN-RP959121**

Description	Retail
Valve Train Kit Applications: 4010, 4020, 105, JD600 Features: Gas For Engines 301, 341	\$515.00

**Order No: WN-RP959335**

Description	Retail
Valve Train Kit Applications: 4055, 4255, 4455, 4555, 4560, 4755, 4760, 4955, 4960, 7700, 7800, 8100, 8200, 8300, 8560, 8570, 9500, CTS, 9970, 9965, 644E, 644E, Z, 644ER, 644EH, 644G Features: Incl. Intake And Exhaust Valves, Springs And Keepers	\$268.00

**Order No: WN-T12356**

Description	Retail
Cylinder Head, Valve, Intake Applications: 55, 95, 145G, 217G, 1010, 2010 Features: 55 S/N 59282-, 95 S/N 51615-, 145G S/N 30001-, 217G S/N 40001-, 1010 Gas, 2010 Gas	\$22.81

**Order No: WN-T12357**

Description	Retail
Cylinder Head, Valve, Exhaust Applications: 55, 95, 145G, 217G, 1010, 2010 Features: 55 S/N 59282-, 95 S/N 51615-, 145G S/N 30001-, 217G S/N 40001-, 1010 Gas, 2010 Gas	\$19.88

**Order No: WN-VTK17892**

Description	Retail
Cylinder Head, Valve Train, Kit Applications: 6600, 6602, 6620, 6622, 7700, 7720, 8820, 9940, 9950, 5440, 5460, 5720, 5730, 644C, 644D, 646A, 690B, 690C, 693C, 740, 740A, 762A, 762B, 770A, 770B, 790D, 850B, 892D, 4320, 4430, 4440, 4450, 4630, 4640, 4650, 4840, 4850, 8430, 8440, 8450 Features: STD, Int & Exhaust Valves, Inserts, Keepers, Springs, O-Rings, Caps 6600 S/N 335845-, 6602 w/ 6.466T S/N 253373- & 6.466A S/N 317859-, 6620 S/N -233592 & 317859- w/ 6.466A 6 Cyl Eng, 6622 S/N -233592 & 317859- w/ 6.466A 6 Cyl Eng, 7700 S/N 335845-, 6.404T/A, 6 CYL Eng, 7720 S/N -233592 & 317859- w/ 6.466A 6 Cyl Eng, 8820 w/ 6.466T S/N -253372 & w/ 6.466A S/N -317858, 9940 S/N 233593- w/ 6.466A 6 Cyl Eng, 9950 w/ 6.466T S/N 253373- & 6.466A S/N 233593-, 5440 S/N 335845-, 6.404T/A, 6 CYL Eng, 5460 w/ 6.466T S/N 253373- & 6.466A S/N 317859-, 5730 w/ 6.466T S/N 253373- & 6.466A S/N 233593-, 644C w/ 6.466T S/N 253373- & 6.466A S/N 23359, 690B S/N 335845-, 6.404T/A, 6 CYL Eng, 690C w/ 6.466T S/N 253373- & 6.466A S/N 23359, 693C S/N 335845-, 6.404T/A, 6 CYL Eng, 693C S/N 335845-, 6.404T/A, 6 CYL Eng, 740A S/N 233593-317858 w/ 6.466A 6 Cyl Eng, 762A w/ 6.466T S/N 253373- & 6.466A S/N 23359, 762B w/ 6.466T S/N 253373 & 6.466A S/N 23359, 770A w/ 6.466T S/N 253373- & 6.466A S/N 23359, 770B w/ 6.466T S/N 253373- & 6.466A S/N 23359, 790D w/ 6.466T S/N 253373- & 6.466A S/N 23359, 850B w/ 6.466T S/N 253373- & 6.466A S/N 23359, 892D w/ 6.466T S/N 253373- & 6.466A S/N 23359, 4320 S/N 335845-, 6.404T/A, 6 CYL Eng, 4430 S/N 335845-, 6.404T/A, 6 CYL Eng), 4440 All 6.466T & S/N -233592 & S/N 317859- w/ 6.466A, 4450 w/ 6.466T S/N 253373- & 6.466A S/N 317859-, 4630 S/N 335845-, 6.404T/A, 6 CYL Eng, 4640 All 6.466T & S/N -233592 & S/N 317859- w/ 6.466A, 4650 w/ 6.466T S/N 253373- & 6.466A S/N 317859-, 4840 w/ 6.466T S/N -253372 & w/ 6.466A S/N -317858, 4850 S/N 233593-317858, 6.466A, 6 CYL Eng), 8430 Model Year 1974-1981 w/ 6.466T S/N -253372 & w/ 6.466A, 8440 w/ 6.466T S/N -253372 & w/ 6.466A S/N -317858,	\$447.75


**Tractor: Engines & Related Parts**

**Cylinder Heads: Valves & Related**


Order No: WN-VTK17892

8450 w/ 6.466T S/N -253372 & w/ 6.466A S/N -317858

Order No: WN-VTK17901-A

Description	Retail
 Valve Train Kit Applications: 4000, 4010, 4020 Features: Standard, S/N -157001 4000 S/N -82801, 4010 S/N -82801, 4020 S/N -82801	\$363.92

Order No: WN-VTK17901-B


Description	Retail
 Valve Train Kit Applications: 4000, 4010, 4020 Features: Standard, S/N 157002-280000 (4000, 4020 both Eng. S/N 82802-214999), 4010 Eng. S/N 82802-280000	\$387.96

Order No: WN-VTK17903


Description	Retail
Cylinder Head, Valve Train, Kit, Standard Applications: 6600, 6620, 7700, 4000, 4020, 4040, 4050, 4230, 4240, 4320, 4520, 4620, 5440, 600, 644, 644A, 646, 646B, 690, 690A Features: Int & Exhaust Valves, Inserts, Keepers, Springs, O-Rings, Caps	\$430.25

**Flywheels & Ring Gears: Flywheels**

Order No: WN-AF1462R

Description	Retail
 Flywheel , 2 Cylinder, Gas Applications: 70 Gas	\$1,125.00


Order No: WN-AF2041R

Description	Retail
 Flywheel, 2 Cylinder, Diesel Applications: 70, 720, 730 Features: Taper-Lok Hub Allows Installation on Worn Crankshaft 720 Diesel S/N 7200000-7214899, 730 Diesel S/N 7200000-7214899	\$1,209.00


Order No: WN-AF2041R-HUB

Description	Retail
Flywheel, Hub Applications: 70, 720, 730 Features: Taper-Lok 70 Diesel, 720 Diesel, 730 Diesel	\$375.00

Order No: WN-AF3751R

Description	Retail
 Flywheel, 2 Cylinder, Diesel Applications: 720, 730 Features: Taper-Lok Hub Allows Installation on Worn Crankshaft 720 S/N 7214900-, 730 Diesel S/N 7214900-	\$1,209.00


Order No: WN-AR40565

Description	Retail
 Flywheel, 6 Cylinder, Diesel Applications: 3010, 3020, 4010, 4000, 4020 Features: With Ring Gear, Synchro, Replaces R28810	\$439.00

Order No: WN-AR48294

Description	Retail
Flywheel, 6 Cylinder, Diesel Applications: 4320 Features: With Ring Gear	\$787.00

Order No: WN-AR53380

Description	Retail
 Flywheel, W/Ring Gear Applications: 500, 500A, 500B, 500C, 510, 3010, 3020, 4000, 4020 Features: 6 Cylinder, Diesel, Power shift	\$779.28


Order No: WN-AR56075

Description	Retail
Flywheel, With Ring Gear Applications: 4520, 4620, 7020 Features: Synchro Range Transmission	\$919.44

Order No: WN-AR66780

Description	Retail
Flywheel, 4 Cylinder, Diesel Applications: 2030, 2350, 2355N, 2550, 2630, 2640 Features: With Reverser, Includes Ring Gear R114282, 142 Teeth	\$650.54


Order No: WN-AR66781

Description	Retail
 Flywheel, 4 Cylinder, Gas or Diesel Applications: 401B, 401D, 480B, 2030, 2440, 2630, 2640 Features: With Ring Gear, With Industrial PTO, Less Reverser 480B S/N-193100, 2030 S/N-187301	\$760.96

Order No: WN-R40731

Description	Retail
Flywheel, Dowel Pin Applications: 3010, 3020, 400, 4010, 4020 Features: 3 Used With AR40565 Synchro Flywheel	\$28.03

Order No: WN-RE18678


Description	Retail
 Flywheel, 6 Cylinder, Diesel Applications: 1750, 1850, 1950, 2040S, 2130, 2140, 2350, 2355N, 2450, 2550, 2555, 2650, 2650N, 2750, 2755, 2840, 2850, 2855N, 2940, 2950, 2955, 3030, 3040, 3640 Features: With Ring Gear 3050, 3120, 3130, 3140, 3150, 3350, 3640	\$380.00

Order No: WN-RE31572


Description	Retail
Flywheel w/ Ring Gear Applications: 3055, 3155, 3255 Features: 1.100" Flywheel Step, 142 Teeth	\$626.94

**Flywheels & Ring Gears: Pilot Bearings**


Order No: WN-B6203

Description	Retail
 Bearing, Pilot Applications: M, MT, 40, 55, 400C, 2010, 2020, 2030, 3010, 3020, 4000, 4010, 4020, 4230, 4240, 4320, 4430, 4440, 4520, 4620, 4630, 4640, 4840, 5010, 5020, 7020 Features: 0.6693" ID, 1.5748" OD, 0.4724" Thick	\$11.25

Order No: WN-B6204

Description	Retail
 Bearing, Pilot Applications: 6600, 6620, 7700, 7720, 55, 95, 105, 3300, 4400, 4420, 5200, 5400, 5440, 5460, 5720, 5730, 5820, 5830 Features: 1.85" OD, .787" ID	\$4.39

Order No: WN-JD8535

Description	Retail
 Idler Bearing Applications: 606, 608, 612, 1050, 950, 5200, 5210, 5300, 5400, 5410, 5425, 5500, 5520, 2030, 2355, 2440, 2630, 2640, 5520, 2510, 2520, 3020, 4000, 4020, 4040, 4240, 4230, 4430, 4440, 4520, 4620, 4630, 4640, 4840, 2030, 2150, 2155, 2240, 2355, 2440, 2555, 2630, 2640, 5425, 5520, 3010, 4010, 4320	\$3.14

**Flywheels & Ring Gears: Ring Gears**


Order No: WN-A2238R




**Tractor: Engines & Related Parts**

**Flywheels & Ring Gears: Ring Gears**


Order No: WN-A2238R

Description	Retail
 Flywheel, Ring Gear Applications: A, G, 70, 720, 730 Features: A S/N 477000-583999, G S/N 26000-, 70 Diesel, 720 Diesel, 730 Diesel	\$144.00

Order No: WN-A3323R

Description	Retail
 Flywheel, Ring Gear Applications: A, 60, AO, AR Features: A S/N 584000-	\$172.21

Order No: WN-A5641R

Description	Retail
 Flywheel, Ring Gear Applications: 620, 630 Features: 200 Teeth	\$144.00


Order No: WN-AM648T

Description	Retail
 Flywheel, Ring Gear Applications: M, MC, MI, MT, 40, 320, 330, 420, 430, 435, 440 Features: 105 Teeth	\$117.00

Order No: WN-AR103044

Description	Retail
Flywheel, Ring Gear Applications: 5010, 5020, 6030, 7520, 8440, 8450, 8630, 8640, 8650, 8760, 8770, 8870, 9200, 9300, 9300T, 9400, 9400T, 9860STS, 5200, 5400, 5440, 5460, 5720, 5730, 5820, 5830, 6710, 6750, 6850, 7400, 7500, 450CLC, 644B, 646, 646B, 700A, 744E, 744H, 760, 760A, 762, 770, 770A, 772A, 844, 850, 855, 860B Features: 147 Teeth, 17.406" ID, 18.595 OD	\$200.33

Order No: WN-B2462R

Description	Retail
 Flywheel, Ring Gear Applications: 50, 520, 530 Features: 170 Teeth STYLED B S/N 201000-	\$125.00


Order No: WN-F1227R

Description	Retail
Flywheel, Ring Gear Applications: 70, 720, 730 Features: 210 Teeth, Gasoline and LP	\$144.00

Order No: WN-R114282

Description	Retail
Flywheel, Ring Gear Applications: 310, 350B, 350C, 350D, 820, 830, 1020, 1030, 1040, 1140, 1350, 1420, 1520, 1530, 2040, 2330, 2355, 2555, 2755, 2840, 2855N, 2940, 2955 Features: 142 Tooth, Used with RE18678 Flywheels	\$37.36

Order No: WN-R28811

Description	Retail
 Flywheel, Ring Gear Applications: 3010, 3020, 3255, 4000, 4010, 4020, 4030, 4040, 4050, 4055, 4230, 4240, 4250, 4255, 4320, 4350, 4430, 4440, 4450, 4455, 4520, 4555, 4620, 4630, 4640, 4650, 4755, 4760, 4840, 4850, 4955, 4960, 6100D, 6110D, 6115D, 6125D, 6130D, 6140D, 6230, 6330, 6403, 6405, 6430, 6500, 6510, 6603, 6605 Features: 16.353" O.D., 15.171" I.D., .562" Wide, 129 Tooth, Diesel Additional Models: 6610, 6800, 6900, 7020, 7130, 7200, 7210, 7220, 7230, 7320, 7330, 7405, 7410, 7420, 7430, 7500, 7505, 7510, 7520, 7530, 7600, 7610, 7630, 7700, 7710, 7720, 7730, 7800, 7810, 7830, 7930, 8100, 8100T, 8110, 8110T, 8120, 8120T, 8130, 8200, 8200T, 8210, 8210T, 8220, 8220T, 8225R, 8230, 8230T, 8245R, 8270R, 8295R, 8295RT, 8300, 8300T, 8310,	\$68.50


8310T, 8320, 8320R, 8320RT, 8320T, 8330, 8330T, 8345R, 8345RT, 8400, 8400T, 8410, 8410T, 8420, 8420T, 8430, 8430T, 8440, 8450, 8520, 8520T, 8530, 8560, 8570, 9100, 9120, 9230, 9400, CTS, CTS II, C670, T550, T560, T660, W540, W550, W650, W660, 1085, 1085H4, 1170, 1177, 1188, 1188H4, 6600, 6602, 6620, 7700, 7720, 8820, 9400, 9410, 9450, 9500, 9500SH, 9510, 9510SH, 9550, 9550SH, 9560, 9560SH, 9560STS, 9570STS, 9600, 9610, 9650, 9650CTS, 9650STS, 9660, 9660CTS, 9660STS, 9670STS, 9680I WTS, 9680WTS, 9750STS, 9760STS, 9770STS, 985, 985HY4, TC444H, TC544H, TC624H, 120, 120D, 200CLC, 200DLC, 200LC, 210LE, 210LJ, 230LC, 240DLC, 270LC, 310E, 310J, 310SE, 310SJ, 315SE, 315SJ, 325SJ, 330CLC, 344E, 344G, 344H, 344J, 370C, 410J, 444D, 444E, 444G, 444H, 444HCL, 444J, 444JR, 444K, 450G, 450H, 450J, 455G, 485E, 486E, 488E, 490D, 490E, 493D, 495D, 500, 500A, 500B, 500C, 510, 524K, 544B, 544C, 544D, 544E, 544EH, 544G, 544H, 544HLL, 544J, 544K, 550G, 550H, 550J, 555G, 570B, 590D, 595D, 600, 624E, 624EH, 624H, 624HLL, 624J, 624K, 643D, 643G, 644A, 644C, 644D, 644E, 644ER, 644J, 644K, 646, 646B, 650G, 650H, 650J, 655, 655B, 670, 670A, 670B, 670C, 670CH, 670D, 670G, 672A, 672B, 672CH, 672D, 672G, 690, 690A, 690B, 690C, 690D, 690E, 693C, 693D, 700J, 710J, 724K, 740, 740A, 740G, 744K, 750, 750B, 750J, 755, 755A, 755B, 755BMIL, 762A, 762B, 764, 770A, 770B, 770BH, 770D, 770G, 772B, 772BH, 772D, 772G, 790D, 790E, 792DLC, 843G, 850B, 850C, 850J, 850JR, 870D, 870G, 872D, 892DLC, 892ELC, 9935, 9940, 9950, 9960, 9965, 9970, 9976, 9986, 9996, 5200, 5400, 5440, 5460, 5720, 5730, 7200, 7250, 7400, 7500

Order No: WN-R54503


Description	Retail
Flywheel, Ring Gear Applications: 7445, 7450, 9930, 340B, 410B, 410C, 410D, 415B, 510B, 510C, 510D, 515B, 550, 550A, 550B, 555, 555A, 555B, 610B, 610C, 640, 640E, 710B, 710C, 710, 710D, 440C, 440D, 448D, 540B, 540D, 540E, 540G, 548D, 640D, 640G, 648D Features: 115 Teeth, 13.437" I.D.	\$169.15

**Ignition: Distributor & Related**


Order No: WN-1115043

Description	Retail
 Distributor, Coil Applications: 1010, 1020, 1520, 2010, 2020, 2030, 2510, 2520, 50, 520, 530, 60, 620, 630, 70, 720, 730, A, B, G Features: 12 Volt, Built In Resistor	\$20.00


Order No: WN-1400-5047

Description	Retail
 Distributor Cap Applications: 1010, 2010, 2020, 2030, 2510, 2520 Features: W/Prestolite Distributor	\$21.00

Order No: WN-1900119

Description	Retail
 Distributor, Dust Cap Applications: A, AR, AO, B, G, M, 40, 50, 60, 70, 320, 330, 420, 430, 440, 520, 530, 620, 630, 720, 730, 1010, 2010, 3010 Features: For Delco Remy Distributors through 1963 1010 S/N -42000, 2010 S/N -42000, 3010 S/N -1E32999	\$9.75

Order No: WN-1909008

Description	Retail
 Distributor, Cap Applications: 320, 330, 40, 420, 430, 440, 50, 60, 70, M, MC, MT	\$11.25


**Tractor: Engines & Related Parts**

**Ignition: Distributor & Related**

**Order No: WN-1909008**

Features: 2 Cylinder, 6 Volt, Vertical 50, 60, And 70 Propane

**Order No: WN-1913739**

Description	Retail
 Distributor, Cap Applications: 50, 60, 70, A, B, G, H Features: 12 Volt, Horizontal, For Delco Distributor Only	\$38.50


**Order No: WN-21A1R**

Description	Retail
Distributor, Ignition Kit Applications: A, B, G, H, L, M, MT, 40, 50, 60, 70, 320, 330, 420, 430, 440, 520, 530, 620, 630, 720, 730, 1010, 2010, 3010, 3020, 4000, 4010, 4020, 4230, 4320 Features: Heavy Duty, Ventilated, Includes Points, Condenser, & Rotor	\$9.82

**Order No: WN-21A203DP**

Description	Retail
Electronic Ignition Module Applications: 50, 520, 530, 60, 620, 630, 70, 720, 730 Features: 2 Cylinder Models W/6 Volt Positive Ground 50, 520, 530, 620, 630, 720, 730 (All With Delco Distributor # 1112569), 60, 70 (With Delco Distributor #1112569 or 1112576)	\$190.36


**Order No: WN-21A241**

Description	Retail
 Distributor, Condenser Applications: 3300, 1010, 1020, 1520, 2010, 2020, 2030, 2510, 2520, 4030, 440, 440A, 440B, 300, 301, 302, 310, 350, 380, 400, 401, 410, 450, 480 Features: Services Prestolite Distributor	\$5.17

**Order No: WN-21A302D**

Description	Retail
Distributor, Electronic Ignition, Module Applications: 50, 520, 530, 60, 620, 630, 70, 720, 730 Features: 12 Volt, Negative Ground, Delco Distributors	\$167.46


**Order No: WN-21A305**

Description	Retail
 Distributor, Electronic Ignition Module Applications: 2510, 2520 Features: 4 Cylinder Models, 12 Volt Negative Ground	\$228.83

**Order No: WN-21A307D**

Description	Retail
Electronic Ignition Module Applications: 4400, 7700, 4000, 4010, 4020 Features: Converts 6 Volt to 12 Volt 4400 (W/ Delco Distr. # 1112466, 1112640, 1112624), 7700 (W/ Delco Distr. # 1112466, 1112640, 1112624), 4000 (W/ Delco Distr. # 1112466, 1112640, 1112624), 4010 (W/ Delco Distr. # 1112466, 1112640, 1112624), 4020 (W/ Delco Distr. # 1112466, 1112640, 1112624)	\$137.06


**Order No: WN-21A310**

Description	Retail
 Distributor, Rotor Applications: 323W, 45, 55, 95, 4400, 6602, 7700, 600, 1010, 2010, 3010, 3020, 4000, 4010, 4020, 4230 Features: For DELCO Distributors 1964- 1010 S/N 42001-, 2010 S/N 42001-, 3010 S/N 1E33000-, 4010 S/N 2E29500-	\$3.28


**Order No: WN-21A318P**

Description	Retail
Distributor, Electronic Ignition Module Applications: 1010, 2010, 2020, 2030, 2510, 2520, 3010 Features: For 4 Cylinder Tractors w/ 12V Neg Ground Prestolite Systems	\$160.74


**Order No: WN-21A3R**

Description	Retail
 Distributor, Tune Up Kit, Heavy Duty Applications: 114W, 116W, 323W, 45, 55, 95, 105, A, AO, AR, B, G, M, 40, 50, 60, 70, 320, 330, 420, 430, 440, 520, 530, 620, 630, 720, 730, 1010, 2010, 3010, 4010 Features: 1 Piece Points, Condenser & Rotor for Delco w/ Clip Held Cap	\$9.82


**Order No: WN-21A52**

Description	Retail
 Ignition Coil Applications: 105, 45, 55, 6602, 7700, 95, 499, 500, 500A, 500B, 600, 700, B, M, MC, MT, 1010, 1020, 2010, 2020, 3010, 3020, 320, 330, 40, 4000, 4010, 4020, 420, 4230, 430, 440, 50, 520, 530, 60, 620, 630, 70, 720, 730 Features: 6 Volt W/O External Resistor Or 12 Volt W/External Resistor 50 S/N 5021480-, 45 w/ 115 OR 145 ENGINE, 6602 S/N 28001- w/ 362 ENGINE, 7700 S/N 28001- w/ 362 ENGINE, 499 w/ 217, 248 OR 341 ENGINE, 600 HI-CYCLE, w/ 115 OR 145 ENGINE, 700 HI-CYCLE, w/ 115 OR 145 ENGINE	\$19.97


**Order No: WN-830633**

Description	Retail
 Distributor, Electronic Ignition Kit Applications: A, B, G, 50, 60, 70 Features: For Delco # 1111558, 2 Cylinder, 12V Neg., Clip On Cap	\$152.00


**Order No: WN-831145**

Description	Retail
 Distributor, Electronic Ignition Kit Applications: 3010, 3020 Features: For 12-Volt Negative Ground for Delco Distributor	\$133.00

**Order No: WN-ABC018**

Description	Retail
 Distributor, Ignition Kit Applications: A, AR, AO, B, G, M, MC, MI, 40, 50, 60, 70, 320, 330, 420, 430, 440, 520, 530, 620, 630, 720, 730, 1010, 2010, 3010 Features: Contains: Point Set, Condenser, Rotor, Gap Gauge (1010, 2010 both S/N -42000), 3010 S/N -1E39499	\$15.00


**Order No: WN-ABC141**

Description	Retail
 Distributor, Cap Applications: 1010, 2010, 3010, 3020 Features: For Delco Distributor With Screw On Cap 1010, 2010, 3010, 3020 (4 Cylinder Models 1963 and Up)	\$15.50

**Order No: WN-AR12003**

Description	Retail
Point Set Applications: 1010, 1020 Features: Wico Distributor	\$12.56

**Order No: WN-AR1370R**

Description	Retail
 Distributor, Complete Applications: 70, 720, 730, 80, 820, 830 Features: With Coil, Points, and Wires, For Tractors with Pony Start 70 Diesel, 720 Diesel, 730 Diesel	\$403.00

**Order No: WN-AR46064**


Description	Retail
Distributor, Coil Applications: B, M, 40, 50, 60LP, 70LP, 320, 330, 420, 430, 440, 520, 530, 620, 630, 720, 730, 1010, 1020, 2020, 3010, 3020, 401, 4020 Features: 6 Volt 50 S/N 5021479-	\$19.97

John Deere®


**Tractor: Engines & Related Parts**

**Ignition: Distributor & Related**

Order No: WN-AT14468

Description	Retail
 Condenser Applications: 500, 500A, 500B, 600, M, MC, MT, 1010, 2010, 3010, 320, 40, 4000, 4010, 4020, 420, 4230, 430	\$2.65

Order No: WN-AT14680

Description	Retail
 Distributor, Rotor Applications: 3300, 300B, 301A, 302, 302A, 401B, 401C, 410, JD300, JD301, JD310, JD350, 1010, 1020, 1520, 2010, 2020, 2030, 2510, 2520, 4030 Features: Prestolite	\$13.32


Order No: WN-AT21062

Description	Retail
Distributor, Points Applications: 3300, 301A, 1010, 1020, 1520, 2010, 2020, 2030, 2510, 2520, 4030, 300, 301, 302, 310, 350, 380, 400, 401, 410, 450, 480, 24A, 440, 440A, 440B Features: For Prestolite Distributors	\$5.54

Order No: WN-AT21717

Description	Retail
Distributor, Cap Applications: 300, 300B, 301, 301A, 302, 302A, 310, 350, 380, 1020, 1520 Features: 3 Cylinder, Clip Type, Prestolite Dist. 4301B, 4301C, 4301D	\$27.40

Order No: WN-AT21719

Description	Retail
 Distributor, Tune Up Kit Applications: 105, 3300, 45, 55, 95, 1010, 1020, 1520, 2010, 2020, 2030, 2510, 2520, 4030 Features: Point Set & Condenser	\$7.68

Order No: WN-ATK10DSR

Description	Retail
Distributor, Ignition Kit Applications: 1010, 2010, 3010, 3020, 4010, 4020 Features: Pre-Assembled Points 1010 S/N 42000-, 2010 S/N 42000-, 3010 S/N 1E32999-, 4010 S/N 2E39499	\$10.10

Order No: WN-JDS268

Description	Retail
Distributor, Tune Up Kit Applications: A, G, 50, 60, 70, 520, 530, 620, 630, 720, 730 Features: Rotor, Points, Condenser, Spark Plugs	\$25.00

Order No: WN-R11271

Description	Retail
Distributor Cap Applications: 600, 4000, 4010, 4020, 4230 Features: 6 Cylinder, Delco, Year 1964- 600 with Delco Distributor 1112624 or 111, (4000, 4010, 4020, 4230 all with Delco Distributor 1112624 or 1112466)	\$9.38

Order No: WN-R3189

Description	Retail
Distributor, Electronic Ignition Conversion Kit Applications: 1010, 2010, 3010 Features: 12 Volt Negative To Ground, For Delco Distributors	\$148.00

Order No: WN-R5261

Description	Retail
Distributor, Electronic Ignition Conversion Kit Applications: 60, 70, A, B, G Features: 6 Volt Positive To Ground, For Delco Distributor 1111558	\$167.00

Order No: WN-X9295


Description	Retail
Distributor, Coil, Pony Motor Applications: 70, 80, 720, 820, 830 Features: For Diesel Tractors with Pony Motors	\$55.75

**Ignition: Magneto & Related**


Order No: WN-AR12013

Description	Retail
Distributor, Condenser Applications: 105, 95, 699, 45, 55, 1010, 1020, 210, 2020, 2510, 2520, 3020, 3300, 4030, 6600 Features: WICo, Type X Magneto	\$17.75


Order No: WN-FXH1108

Description	Retail
 Magneto, Rotor Applications: A, AI, AO, AR, B, BI, BO, BR, D, G, H, HN Features: Wico X Type Magnets	\$20.50


Order No: WN-FXH2100B

Description	Retail
 Magneto, Points Applications: A, AI, AO, AR, B, BI, BO, BR, D, G, H, HN Features: Wico X Type Magnets	\$16.75


Order No: WN-FXH2102-2

Description	Retail
 Magneto, Cap w/ Gasket Applications: A, AI, AO, AR, B, BI, BO, BR, D, G, H, HN Features: Wico X Type Magnets	\$50.00


Order No: WN-FXH2408

Description	Retail
 Magneto, Rotor Applications: B Features: WICO Type C Magneto, 2 Cylinder Models	\$18.00


Order No: WN-X5700

Description	Retail
 Magneto Coil Applications: A, AN, ANH, AO, AR, AW, AWH, B, BN, BNH, BO, BR, BW, BW40, BWH, D, G, GH, GM, GN, GW, H, HN, HNH, HW, HWH, W111, W113, LA, R Features: Wico X Magneto, Mounting Bar Not Included (A, AN, ANH, AO, AR, AW, AWH, B, BN, BNH, BO, BR, BW, BW40, BWH, D, G, GH, GM, GN, GW, H, HN, HNH, HW, HWH, W111, W113 all with Wico XH477B/XH1042 magneto), (LA with WICO XH909, XH3001 magneto), R with Pony engine	\$67.25


Order No: WN-X9021

Description	Retail
 Ignition, Points Applications: 70, 80, 720, 730, 820, 830 Features: 2 Required Per Tractor, Sold Individually, w/ Pony Start	\$38.00

Order No: WN-X9263

Description	Retail
 Ignition, Condenser Applications: 70, 80, 720, 730, 820, 830 Features: 2 Required Per Tractor, Sold Individually, w/ Pony Start	\$22.00

Order No: WN-XH1042


Description	Retail
 Magneto Applications: A, AO, AR, B, BO, BR, G, H Features: Complete WICO, w/ 1/4" Prong A S/N 488000-, AO S/N 260000- AR S/N -251485 & 258000-, B S/N 90000-, BO S/N 331500-, BR S/N 331500-, G S/N 13000-	\$531.00



**Tractor: Engines & Related Parts**

**Ignition: Magneto & Related**

Order No: WN-XH477B


Description	Retail
 Magneto Applications: A, AO, AR, B, BO, BR, G Features: Complete WICO, w/ 5/8" Prong A S/N -487999, AO S/N 251486-253520, AR S/N 251486-258799, B S/N 89999, (BO, BR both S/N 331499), G S/N 12999	\$531.00

**Ignition: Sparkplugs/Glowplugs**


Order No: WN-26A20

Description	Retail
Distributor, Spark Plug Wire Set Applications: 50, 60, 70, 620, 630, 720, 730 Features: 2 Cylinder	\$12.94


Order No: WN-26A40

Description	Retail
 Distributor, Spark Plug Wire Set Applications: Fits Several Models Features: Wire Core, For 4 Cylinder Engines	\$16.43


Order No: WN-A4588R

Description	Retail
 Spark Plug, Cover Applications: 50, 60, 70 Features: Right Hand 50 S/N -5018449, 60 S/N -6035399, 70 S/N 7012349	\$41.00


Order No: WN-A4589R

Description	Retail
 Spark Plug, Cover Applications: 50, 60, 70 Features: Left Hand 50 S/N -5018449, 60 S/N -6035399, 70 S/N -7012349	\$41.00


Order No: WN-A5167R

Description	Retail
 Spark Plug, Cover Applications: 50, 60, 70 Features: Right Hand, With Grommet 50 S/N 5018450-, 60 S/N 6035400-, 70 S/N 7012350-	\$41.00


Order No: WN-A5168R

Description	Retail
 Spark Plug, Cover Applications: 50, 60, 70 Features: Left Hand, With Grommet 50 S/N 5018450-, 60 S/N 6035400-, 70 S/N 7012350-	\$41.00


Order No: WN-ABC170

Description	Retail
 Spark Plug Applications: A, AH, AN, ANH, AO, AR, B, BN, BNH, BR, BO, BW, BWH, G, GN, GW, H Features: 18mm Thread Diameter, Plug Gap .025 (A, AH, AN, ANH all S/N 488000-), (AO, AR both S/N 260000-), (B, BN, BNH, BR, BO, BW, BWH all S/N 96000-), (G, GN, GW all S/N 13000-)	\$6.00


Order No: WN-ACS228

Description	Retail
 Distributor Spark Plug Wire Set Applications: M, MC, MI, MT, 40, 320, 330, 420, 430, 440, 2510, 2520, 3010, 3020 Features: Straight Boots 3020 (Using Straight Boots)	\$23.50


Order No: WN-F2630R

Description	Retail
 Spark Plug, Cover Applications: 520, 530, 620, 630, 720, 730 Features: Left Hand, With Grommet	\$41.00

Order No: WN-F2631R

Description	Retail
 Spark Plug, Cover Applications: 520, 530, 620, 630, 720, 730 Features: Right Hand, With Grommet	\$41.00

Order No: WN-JDS643

Description	Retail
 Distributor, Spark Plug Wire Set Applications: A, B, D, G, H, L, M, R, 40, 50, 60, 70, 80, 420, 430, 520, 530, 620, 630, 720, 730, 820, 830 Features: For 2 Cylinder Tractors, Cut to Length	\$20.00

Order No: WN-SWS260

Description	Retail
Spark Plug, Wire Set Applications: 4010, 4020 Features: 6 Cylinder	\$20.24

**Lubrication System: Gaskets**


Order No: WN-HAR-30544

Description	Retail
Gasket, Oil Pan Applications: 3010, 3020 Features: Gasoline & Diesel	\$17.50


Order No: WN-HR-97341

Description	Retail
Gasket, Oil Pan Applications: 1020, 1520, 1530, 2040, 2150, 2155, 2240, 2255, 5200, 5300, 5400	\$13.75

Order No: WN-NR-97345

Description	Retail
 Gasket, Oil Pan Applications: 4030, 4040S, 4050 Features: Diesel	\$12.25

Order No: WN-OS20552

Description	Retail
 Oil Pan Gasket Applications: 4000, 4020, 4040, 4050, 4230, 4240, 4250, 4255, 4430, 4440, 4450, 4455, 4520, 4620, 4630, 4640, 4755, 4840, 4850, 4955, 7020	\$12.75

Order No: WN-OS20553

Description	Retail
Gasket, Oil Pan Applications: 5010, 5020, 6030, 7520, 8630, 8640, 8650, 8760	\$14.00

Order No: WN-OS20767

Description	Retail
Gasket, Oil Pan Applications: 1010, 2010, 2010 Features: Gasoline 2010 Diesel	\$18.00

Order No: WN-R100569

Description	Retail
Gasket, Oil Pump Intake Applications: 4050, 4055, 4240, 4250, 4255, 4440, 4450, 4455, 4555, 4560, 4640, 4650, 4755, 4760, 4840, 4850, 4955, 4960 5010, 6030, 7520, 7820, 7920, 8100, 8110, 8120, 8200, 8210, 8220, 8300, 8310, 8320, 8400, 8410, 8420, 8430, 8440, 8450, 8520, 8560, 8630, 8640, 8650, 8760, 9100, 9120	\$1.17

Order No: WN-R49377

Description	Retail
Oil Pan, Gasket Applications: 4055, 4255, 4455, 4555, 4560, 4755, 4760, 4955, 4960, 7700, 7800, 8100, 8200, 8300, 8560, 8570, 9500, 9600, 9960 Features: Fits JD 7.6L And 466 Engine, Aluminum Pan	\$10.50

Order No: WN-R97342

Description	Retail
Gasket, Oil Pan	\$17.97

John Deere®


**Tractor: Engines & Related Parts**

**Lubrication System: Gaskets**

**Order No: WN-R97342**

Applications: 1640, 1830, 1840, 2020, 2030, 2040, 2120, 2130, 2140, 2350, 2355, 2440, 2450, 2510, 2520, 2550, 2555, 2630, 2640, 2650, 2750, 2755, 2850, 2855  
Features: Diesel

**Order No: WN-R97344**


Description	Retail
 Gasket, Oil Pan Applications: 2840, 2940, 2950, 2955, 3050, 3120, 3130, 3140, 3150, 3155, 3255, 3350, 3530, 3540, 3550, 4020, 4050, 4530, 4700, 6700, 7200, 7405, 7410 Features: Diesel	\$23.25

**Order No: WN-T15018**


Description	Retail
Gasket, Oil Pan Applications: 1010, 2010	\$25.25

**Lubrication System: Oil**

**Order No: WN-RE35685**


Description	Retail
 Oil Pump Applications: 1020, 1030, 1130, 1420, 1520, 1530, 1630, 1640, 1830, 2020, 2030, 2040, 2040S, 2130, 2140, 2150, 2155, 2240, 2255, 2320, 2350, 2355, 2440, 2510, 2520, 2550, 2555, 2650, 2750, 2755, 2840, 2850, 2855, 2940, 2950, 2955, 301A, 3040, 3050, 3055, 3130, 3140, 3150, 4030, 5200, 5300, 5400, 5600 Features: Fits John Deere Tractors 820, 920, 930, 1040, 5700, 6100, 6200, 6300, 6500 Fits John Deere Combines 2240, 3300, 4400, 4420, 4425, 4435, 9400 (engine s/n 337245-earlier) Fits John Deere Skid Steer Loaders 240, 8875 Fits John Deere Harvesters 484, 499, 699, 7440, 7445 (s/n 4061-later), 9900, 9910, 9920, 9930 (s/n 2481-later) Fits John Deere Construction & Industrials 70, 300, 300B, 301, 301A, 302, 302A, 310, 350 (s/n 111711-later), 380, 400, 401, 401B, 401C, 401D, 410, 410B, 415B, 440, 440A, 440B, 444, 444C, 444CH, 444D, 450, 450B, 450C, 450D, 455D, 480, 515B, 540 (s/n 163819-later), 544 (s/n 165890-later), 570, 570B Fits John Deere Hay Cuttings 2270 (s/n 247999-earlier), 2280, 2320, 2360, 2420, 3430, 3830 Fits John Deere Sprayers 6000, 6500, 6600	\$77.00

**Order No: WN-RE52020**


Description	Retail
 Pump, Oil, Complete Applications: 1640, 2040, 2140, 2150, 2255, 2350, 2550, 5105, 5200, 5205, 5210, 5300, 5310, 5310N, 5320N, 5400, 5410, 5420N, 5500, 5510, 5510N, 5520N, 5750, 2355, 2555, 2755, 2855N, 2950, 2955, 3055, 3150, 3155, 3255, 6200, 6200L, 6300, 6300L, 6400, 6400L, 6500, 6500L Features: Includes Pump, O-Rings, Oil Tubes	\$125.00

**Lubrication System: Oil Pan & Related**

**Order No: WN-AM3172T**


Description	Retail
 Air Cleaner Oil Cup Applications: 1010, 2010, 320, 330, 40, 420, 430, 440, 50, 520, 530, B, BO, BR, M, MC, MI, MT Features: Use WN-AM3172T 1010 S/N 246944-, 440 S/N -48000, B S/N 63480-, BO S/N 329302-, BR S/N 329302-	\$28.75

**Order No: WN-AR1428R**

Description	Retail
 Air Cleaner Clamp Applications: 1010, 2010, 320, 330, 40, 420, 430, 440, 50, 520, 530, B, BO, BR, M, MC, MI, MT	\$10.50

Features: Use WN-AR1428R 1010 S/N 246944-, 440 S/N -48000, B S/N 63480-, BO S/N 329302-, BR S/N 329302-

**Order No: WN-AT168629**

Description	Retail
 Oil Pressure Sender Applications: 653E, 653G, 655, 655B, 750, 750B, 755, 755A, 755B, 850, 850B, 855, 4040, 4050, 4230, 4240, 4250, 4430, 4440, 4450, 4630, 4640, 4650, 4840, 4850, 8430, 8440, 8450, 8630, 8640, 8650 Features: 8430 Model Year 1974-1981	\$38.00

**Order No: WN-IHS406**

Description	Retail
 Cap, Oil Filler Applications: 40, 320, 330, 420, 430, 440 GAS, L, LA, LI, M, MC, MT, MI Features: 3-1/4" Tall, "OIL" Stamped Into Top, Copper Filter Element	\$41.50

**Lubrication System: Oil Pumps**

**Order No: WN-NAR-79464**

Description	Retail
Pump, Oil Applications: 820, 830, 840, 930, 940, 1020, 1030, 1040, 1120, 1130, 1140, 1350, 1520, 1430, 1550, 1630, 1640, 1750, 1830, 1840, 1850, 1950, 2020, 2030, 2040, 2120, 2130, 2140, 2150, 2155, 2240, 2255, 2350, 2355, 2355N, 2440, 2450, 2510, 2520, 2550, 2555, 2630, 2640, 2650, 2750, 2755, 2840, 2850, 2855 Features: 2940, 2950, 2955, 3030, 3040, 3050, 3055, 3120, 3130, 3140, 3150, 3155, 3255, 3640, 3650, 4030, 4050 S/N 6593-, 4400, 4420, 4425, 5000, 5200, 5300, 5310, 5400, 5400N, 5410, 5500, 5500N, 5510, 6100, 6200, 6210, 6300, 6310, 6400, 6410, 6500, 6510, 6600, 6800, 6900, 9900, 9910, 9920, 9930	\$148.00

**Order No: WN-NR-45134**

Description	Retail
Pump, Oil, Drive Gear Applications: 3010, 3020, 4010, 4020 Features: Diesel, 20 Tooth	\$208.00


**Order No: WN-R32428**

Description	Retail
Oil Pump Drive Gear Applications: 500, 600, 3010, 3020, 4010, 4020, Features: 20 Tooth, Diesel	\$49.00


**Order No: WN-RE42653**

Description	Retail
Pump, Oil, Intake Tube Applications: 4050, 4055, 4240, 4250, 4255, 4440, 4450, 4455, 4555, 4755, 4955 Features: Used With WN-A-RE507076	\$32.68


**Order No: WN-RE504914**

Description	Retail
 Oil Pump Applications: 5210, 5310, 5410, 5510, 5415, 5420, 5520, 5425, 5525, 6110, 6210, 6310, 6410, 6320, 6420, 6520, 7210, 7220, 7320, 7410, 7420, 7510, 7520, 7610	\$172.00

**Order No: WN-RE507074**

Description	Retail
 Pump, Oil, Complete Applications: 7700, 7800, 8100, 8200, 8300, 8560, 8570, 9500, 9600	\$305.00

**Order No: WN-RE507076**

Description	Retail
 Oil Pump Complete Applications: 4050, 4240, 4250, 4440, 4450, 4555, 4640, 4755, 4840, 4955, 6030, 7520, 7710, 7810, 8100, 8100T, 8120, 8120T, 8200, 8200T, 8210,	\$245.00

**Tractor: Engines & Related Parts**

**Lubrication System: Oil Pumps**

**Order No: WN-RE507076**

8210T, 8220, 8220T, 8300, 8300T, 8310, 8310T, 8320, 8320T, 8400, 8400T, 8410, 8410T, 8420, 8420T, 8430, 8440, 8450, 8520, 8520T, 8560, 860, 8640, 8650, 8760  
Features: Additional Models: 9100, 9120

**Order No: WN-RE543187**



Description	Retail
Pump, Oil, Complete	\$350.00
Applications: 8225R, 8245R, 8270R, 8295R, 8320R, 8345R, 8295RT, 8320RT, 8345RT, 8235R, 8260R, 8285R, 8310R, 8335R, 8360R, 8310RT, 8335RT8360RT, 9230, 8130, 8430, 8370R, 8370RT, 9670STS, 9770STS, S650, S660, S670, 4930, 4940, 7660	
Features: Marked R518350	

**Mufflers & Components: Clamps**

**Order No: WN-AR26906**

Description	Retail
Clamp, Muffler Extension Pipe	\$12.75
Applications: 4020	

**Order No: WN-AR46323**



Description	Retail
Muffler, Clamp	\$17.25
Applications: 3010, 4000, 4010, 4020, 4030, 4040, 4230	
Features: For Mufflers With Flared Inlet	

**Order No: WN-DR400**

Description	Retail
Muffler, Clamp	\$16.75
Applications: 4320, 4430, 4520, 4620, 4630, 5010, 5020, 6030, 7020	
Features: For Flared Inlet Pipe	

**Order No: WN-DR-400A**



Description	Retail
Muffler, Clamp	\$15.00
Applications: 4050, 4055, 4250, 4255, 4320, 4430, 4440, 4450, 4455, 4555, 4630, 4640, 4650, 4755, 4840, 4850, 4955	
Features: 4050 S/N 5511-	

**Order No: WN-L200245**



Description	Retail
Muffler Inlet Gasket	\$6.18
Applications: 1040, 1140, 1350, 1550, 1640, 1750, 1840, 1850, 2040, 2040S, 2150, 2155, 2250, 2350, 2355, 2450, 2550, 2555, 2650, 940	
Features: 3.583" C to C, 2.559" ID, 4.449" Length, .047" Thick (1350, 1550, 1750, 1850, 2155 all S/N -621999), (2355, 2555 both w/o Turbocharger)	

**Order No: WN-PD400**

Description	Retail
Muffler, Exhaust Pipe, Clamp	\$17.25
Applications: 4320, 4520, 4620, 7020, 4630, 4640, 4430, 5010, 5020, 6030, 8440, 8640, 8430, 8630, 4450, 4650, 4850, 4840, 4440	

**Order No: WN-R66684**

Description	Retail
Muffler, Clamp	\$12.75
Applications: 2240, 2440, 2640, 3010, 3020, 4030, 4040, 4230	
Features: Plain Finish, 2-1/4" Dia.	

**Mufflers & Components: Exhaust Pipes**

**Order No: WN-AB1526R**

Description	Retail
Muffler, Exhaust Pipe	\$45.06
Applications: B	
Features: Black, 2 Bolt Inlet, 21" Vertical, 19" Horizontal B Unstyled S/N B6000 - B183971	

**Order No: WN-AL61139**

Description	Retail
Exhaust Pipe	\$122.63
Applications: 1040, 1140, 1350, 1550, 1640, 1750, 1850, 1850N, 1950, 2040, 2040S, 2140, 2150, 2155, 2250, 2350, 2355, 2450, 2550, 2555, 2650, 2650N, 2750, 2755, 2850, 2950, 2955, 3040, 3050, 3055, 3140, 3150, 3155, 3350, 3640, 3640S, 3650, 840, 940	
Features: 39.38" Length, Black (1640, 2040, 2040S, 2140, 3040, 3140 all S/N 430000-), 2955 S/N -767516, 840 S/N -599999	

**Order No: WN-AR20517R**

Description	Retail
Pipe, Exhaust	\$43.50
Applications: 70, 720, 730	
Features: Diesel	

**Order No: WN-CH36412**

Description	Retail
Muffler, Exhaust Pipe	\$107.00
Applications: 4430	
Features: Chrome, Straight Stack, 36" Tall, 4-1/2" Inside Diameter	

**Order No: WN-CHC31516FL**

Description	Retail
Muffler, Exhaust Pipe	\$178.00
Applications: 4320, 4430, 4440, 4450, 4630, 4640, 4650, 4840, 4850, 4455, 4555, 4755, 4955	
Features: 48" Overall Length, Curved, 3-15/16" ID, Flared Inlet	

**Order No: WN-CHC6000D**

Description	Retail
Chrome Stack Pipe	\$375.00
Applications: 4020	
Features: 3" Welded Inlet, 6" Outlet, 48" Tall Curved	

**Order No: WN-DRE-3**

Description	Retail
Muffler, Exhaust Pipe	\$36.50
Applications: G	
Features: 38" Long, 2 Bolt Inlet, 2-1/2" Outlet OD S/N G13000-	

**Order No: WN-DRE-4**

Description	Retail
Muffler, Exhaust Pipe	\$35.75
Applications: 60	
Features: 2 Bolt Inlet, 2-1/2" Outlet OD 60 S/N 60139000-	

**Order No: WN-DRE-5**

Description	Retail
Muffler, Exhaust Pipe	\$41.00
Applications: 620, 630	
Features: 2 Bolt Inlet, 2-1/2" Outlet OD, Gas, LP, All Fuel	

**Order No: WN-JD358K**

Description	Retail
Muffler, Extension, Kit	\$54.00
Applications: 4430, 440, 4630, 4640	
Features: Black, 3-5/8" ID, 18" Tall, Clamp, Rain Cap and Pipe	

**Order No: WN-JD406CURVED**

Description	Retail
Muffler, Stack, Curved	\$246.00
Applications: 3010, 3020, 4010, 4020	
Features: 5"x 38" Chrome Stack With Inside Liner, 2-5/16 ID Inlet 4010 DIESEL to S/N 277026, 4020 GAS, 4230 GAS & LPG	

**Order No: WN-JD408**

John Deere®



**Tractor: Engines & Related Parts**

**Mufflers & Components: Exhaust Pipes**

**Order No: WN-JD408**

Description	Retail
Curved Stack Applications: 3020, 4000, 4010, 4020, 4030, 4230, 4240 Features: Chrome, 38" Tall, Stack Flared like Original to Fit Manifold	\$272.00

**Order No: WN-JD4464ASP**

Description	Retail
Muffler, Straight Pipe, With Aspirator Tube Applications: 8440, 8640 Features: 48" Tall, Black, Flared To Fit Turbo On Inlet End	\$227.00

**Order No: WN-JD580KIT**

Description	Retail
Muffler, Stack Applications: 8100, 8200, 8300, 8400 Features: 5" ID x 72" Long, Band Clamp Included	\$326.00

**Order No: WN-JD657ASP**

Description	Retail
Muffler, Pipe Applications: 6030, 7020, 7520 Features: 24" Tall, 4-3/8" Inlet ID, with Aspirator Tube, Black	\$122.00

**Order No: WN-JDA6070**

Description	Retail
Muffler, Stack Applications: A, G, 60, 70, 620, 630, 720, 730 Features: 24", Chrome	\$131.00

**Order No: WN-JDB5253**



Description	Retail
Muffler, Exhaust Stack, Chrome Applications: B, BN, BW, 50, 520, 530 Features: 24" Tall, w/Base Plate, w/Inside Liner & Heat Resistance B S/N -B9600	\$119.00

**Order No: WN-JDS447**

Description	Retail
Muffler, Exhaust Pipe, Chrome Applications: A, G, 60, 70, 620, 630, 720, 730 Features: 4" OD, 24" Tall, Hardware Included	\$135.00

**Order No: WN-M805975-BLK**

Description	Retail
Exhaust Pipe, Extension Applications: 870, 970, 1070 Features: 18" Long, 2-3/4" ID, Black, Goes Over Existing Elbow	\$24.00

**Order No: WN-R20449R**



Description	Retail
Muffler, Support Elbow Applications: 530	\$145.00

**Order No: WN-RE214149**



Description	Retail
Muffler, Pipe Applications: 7600, 7700, 7800, 7610, 7710, 7810 Features: Exhaust Pipe Only	\$250.00

**Order No: WN-RE230504**



Description	Retail
Muffler Lead Pipe Applications: 9330, 9430, 9530, 9630, 9430T, 9530T, 9630T	\$175.00

**Order No: WN-RE70280**



Description	Retail
Exhaust Stack Applications: SE6110, SE6200, SE6210, SE6300, SE6310, SE6400, SE6410, 5065M, 5075M, 5225, 5325, 5325N, 5410, 5415, 5420, 5420N, 5425,	\$85.68

5425N, 5510, 5510N, 5515, 5515F, 5515V, 5520, 5520N, 5605, 5615, 5615F, 5615V, 5625, 5705, 5715, 5725, 5725N, 6100, 6110, 6110L, 6200, 6200L, 6205, 6210, 6210L  
Features: Chrome, 42" Long, 2-1/2" ID Additional Models 6300, 6300L, 6310, 6310L, 6400, 6400L, 6405, 6410, 6410L, 6500L, 6510L

**Order No: WN-S258X24**



Description	Retail
Muffler, Exhaust Pipe Applications: 3020, 4010, 4020 Features: 24" Long, 2-5/8" I.D., Black, Clamp Included 3020 S/N -122999, 4010 S/N 2T7027-, 4020 S/N -200999	\$26.00

**Order No: WN-S312X24**

Description	Retail
Muffler, Exhaust Pipe Applications: 4520, 4620, 4630, 4640, 4650, 4840 Features: 24" Long, 3 1/2" I.D.	\$37.50

**Order No: WN-ST12258**

Description	Retail
Muffler, Exhaust Pipe Applications: 4240, 4050 Features: 12" Long, 2 5/8" I.D., Black	\$14.75

**Order No: WN-ST18312**

Description	Retail
Muffler, Exhaust Pipe Applications: 4430, 4440, 4630, 4640 Features: 18" Long, 3-5/8" Inlet	\$23.75

**Order No: WN-ST24258**

Description	Retail
Muffler, Exhaust Pipe Applications: 4020 Features: Straight, 24" Long, 2-5/8" I.D., Black	\$24.25

**Order No: WN-ST24500**

Description	Retail
Muffler, Exhaust Pipe Applications: 8430, 8440, 8630, 8640 Features: 24" Long, 5" I.D., Black	\$47.75

**Order No: WN-STC12400**

Description	Retail
Muffler, Extension Applications: 4955 Features: 12" Long	\$47.00

**Order No: WN-STC24500**

Description	Retail
Muffler, Exhaust Pipe Applications: 8430, 8440, 8630, 8640 Features: 24", Curved, 5" I.D., Black	\$94.50

**Order No: WN-STC579KIT**

Description	Retail
Muffler, Exhaust Pipe Applications: 4560, 4760, 4960 Features: Black, Upper Pipe Only, Includes Clamp	\$143.00

**Mufflers & Components: Mufflers**

**Order No: WN-2950CK**

Description	Retail
Muffler, Conversion Kit Applications: 2840, 2940, 2950, 2955, 3050, 3055, 3150, 3155 Features: Converts Under Hood To Above Hood Muffler 2840 S/N 276826-, 3155 Non Turbo	\$248.00

**Order No: WN-AB1524R**


Description	Retail
Muffler Applications: B Features: Early Style, Restoration Quality, 3 Bolt, Overall Length 21" B S/N 60000-95999	\$154.00

**Order No: WN-AB2700R**


**Tractor: Engines & Related Parts**

**Mufflers & Components: Mufflers**


**Order No: WN-AB2700R**

Description	Retail
 Muffler Applications: 50, 520, 530, B, BN, BW Features: 24-1/2" Long, 3-1/4" Dia., Inlet Plate, 2-1/4" Outlet OD (B, BN, BW all with S/N 96000-)	\$25.25


**Order No: WN-AF3770R**

Description	Retail
 Muffler Applications: 60, 70, 620, 720, A, AN, AR, AW, AWH, G, GH, GN, GW Features: 24-1/2" Long, Outlet O.D. 2-1/2" (A, AN, AR, AW, AWH all Years 1933-1952), (G, GH, GN, GW all S/N 410000-, Years 1938-1953)	\$33.75


**Order No: WN-AL111094**

Description	Retail
 Exhaust, Pipe Applications: SE6110, SE6200, SE6210, SE6300, SE6310, SE6400, SE6410, 6100, 6110L, 6110L, 6200, 6200L, 6205, 6210, 6210L, 6300, 6300L, 6310, 6310L, 6400,	\$231.25

**Order No: WN-AL117294**

Description	Retail
 Muffler Applications: SE6110, SE6120, SE6210, SE6220, SE6320, SE6420, 6020, 6110, 6110L, 6120, 6120L, 6210, 6210L, 6215, 6220, 6220L, 6310, 6310L, 6310S, 6320, 6320L, 6410, 6410L, 6410S, 6415, 6420, 6420L, 6420S, 6425, 6510S, 6520L Features: Right Hand Exhaust SE6110 S/N 244259-, SE6120, SE6220, SE6320, SE6420 All W/ Turbo / Vertical Or Horizontal Exhaust), SE6210 S/N 244259-, 6020 S/N -799999, 6110 S/N 244529-, 6110L S/N 244529-, 6120 S/N -799999 W/ Vertical Or Horizontal Exhaust, 6210 S/N 244529-, 6210L S/N 244529-, 6220 S/N -799999 W/ Vertical Or Horizontal Exhaust, 6310 S/N 244529-, 6310L S/N 244529-, 6310S S/N 244529-, 6320 S/N -799999 W/ Vertical Or Horizontal Exhaust, 6410 S/N 244529-, 6410L S/N 244529-, 6410S S/N 244529-, 6420 S/N -799999 W/ Vertical Or Horizontal Exhaust, 6420S S/N -799999, 6510S S/N 244529-	\$211.25


**Order No: WN-AL30338**

Description	Retail
 Muffler Applications: 2940, 3040, 3140 Features: Under hood 2940 S/N -452123, 3040 S/N -452123, 3140 S/N -452123	\$528.92

**Order No: WN-AL31492**

Description	Retail
Muffler Applications: 1640, 1840, 2040, 2040S, 2250, 2350, 2450, 2550	\$201.53


**Order No: WN-AL31552**

Description	Retail
 Muffler Applications: 940, 1040, 1140, 1550, 1750, 1850, 2150, 2155 Features: Under The Hood Style 2155 s/n 621999	\$238.25


**Order No: WN-AL35753**

Description	Retail
Muffler Applications: 2140, 2355, 2555, 2755, 2855 Features: Exhaust, Up Right	\$187.76


**Order No: WN-AL37167**

Description	Retail
 Muffler Applications: 2940, 2950, 2955, 3040, 3050, 3055, 3140, 3150, 3155, 3350, 3640 Features: Fits Under Hood 2940 S/N 452124-, 3040 S/N 452124-, 3140 S/N 452124-	\$316.83


**Order No: WN-AR20449**

Description	Retail
 Muffler Applications: 50, 520, 530 Features: 4.5"x9" Oval Body, 1.5" Inlet, 4 Hole Base Plate	\$72.67


**Order No: WN-AR26640**

Description	Retail
 Vertical Muffler Applications: 3010, 3020, 400, 4010, 4020 Features: 2-15/16" Inlet, 2-5/8" Outlet, 26" Length	\$50.46


**Order No: WN-AR30190**

Description	Retail
 Muffler Applications: 3020, 4010, 4020 Features: 26" Long, 6" Dia., 2-15/16" Inside I.D., 2-5/8" Outside O.D. 3020 w/ Engine S/N -122999, 4010 w/ Engine S/N 2T7027-, 4020 w/ Engine S/N -200999	\$60.00


**Order No: WN-AR38537**

Description	Retail
 Muffler Applications: 2520 Features: Vertical, Oval Body, 2-1/2" ID Inlet, 1-7/8" OD Outlet, 33"	\$96.00

**Order No: WN-AR41172**

Description	Retail
 Muffler Applications: 3020, 4000, 4020, 4230 Features: Vertical, Oval Body, 2-15/16" Inlet I.D., 2-1/4" Outlet O.D. 3020 Gas S/N 123000-, 4000 Gas S/N 201000-, 4020 Gas S/N 201000-, 4230 Gas	\$54.50

**Order No: WN-AR44418**

Description	Retail
 Muffler, With Aspirator Tube Applications: 4520, 4620, 7020 Features: 34" Long, Oval Body, 3-15/16" Inlet I.D., 4" Outlet O.D.	\$187.78

**Order No: WN-AR45916**

Description	Retail
Exhaust Pipe, Straight Applications: 3020, 4010, 4020, 4030, 4040 Features: 24" Tall, 2-1/4: ID	\$20.75

**Order No: WN-AR53749**

Description	Retail
Muffler Applications: 6030, 7020, 7520 Features: 36" Long, Flared Inlet, 4" Outlet OD, Use WN-A-RC-9 Rain Cap (6030, 7020 S/N 335846-, 7520 all Turbocharged)	\$242.04

**Order No: WN-AR86599**

Description	Retail
Muffler Applications: 4040, 4050, 4055, 4240, 4250, 4255, 4320, 4430, 4440, 4450, 4455, 4630, 4640 Features: 3-15/16" Inlet ID, 3-1/2" Outlet OD, 37" Overall Length 4640 s/n 5511-	\$149.00

**Order No: WN-AT21690**

Description	Retail
Muffler, Vertical Applications: 2010, 2020 Features: 33 1/2" Long, Oval Body, 2 1/2" Inlet I.D., 2" Outlet O.D.	\$60.50


John Deere®

**Tractor: Engines & Related Parts**

**Mufflers & Components: Mufflers**

Order No: WN-AT21690

Order No: WN-AT21795

Description	Retail
 Muffler Applications: 300, 301, 301A, 302, 400, 401, 401B, 1020, 1120, 1520, 1530, 1630, 1830, 2020, 2030, 2040, 2120, 2140, 2240, 2440, 2630, 301A, 820, 830, 920, 930 Features: 35.500" Length, 4.625" Body Dia., 2.015" I.D., 1.750" O.D. (2040, 2240 both S/N -349999), 2440 S/N -340999, 2630 Early Models, (820, 830 both 3 Cylinder)	\$174.35


Order No: WN-DR-1

Description	Retail
Muffler Applications: 60, 70, 620, 720, A, AN, ANH, AR, AW Features: 21" Long, Base Plate Inlet, 2-5/8" Outlet OD	\$35.25


Order No: WN-DR-12

Description	Retail
Muffler Applications: 1010, 2010 Features: 26" Long, 2-3/16" Inlet ID, 2-1/4" Outlet OD, Row Crop 1010 Diesel S/N -031000, 2010 Diesel S/N -029000	\$36.00

Order No: WN-DR-14

Description	Retail
 Muffler, Vertical Applications: 1020, 1520, 1530, 2020, 2030, 2040, 2440, 2630, 2640 Features: Gas and Diesel, 30" Length, Flared Inlet, 2" O.D. Outlet	\$55.75

Order No: WN-DR15

Description	Retail
 Muffler Applications: 5010, 5020, 6030 Features: 37" Long, Oval Body, 3-1/2" Inlet I.D., 3-1/2" Outlet O.D.	\$124.50

Order No: WN-DR-18

Description	Retail
Muffler Applications: 2010 Features: 35" Long, 2-1/8" Inlet ID, 1-3/4" Outlet OD, W/Heat Shield	\$53.25


Order No: WN-DR-2

Description	Retail
Muffler Applications: 630, 730 Features: 21" Length, Oval, 2-5/8" Outlet O.D.	\$49.25

Order No: WN-DR20

Description	Retail
Muffler Applications: 2510, 2320, 2420 Features: 34" Long, 4 1/4" Dia., Flared Inlet, 2 1/2" Outlet O.D. 2320 Windrower, 2420 Windrower	\$55.50

Order No: WN-DR24

Description	Retail
 Muffler Applications: 3020, 4000, 4020, 4040, 4230 Features: 27" Long, Oval Body, 2-15/16" I.D., 2-1/4" O.D. Flared Inlet 3020 S/N 123000-, 4020 S/N 201000-	\$55.75

Order No: WN-DR26

Description	Retail
 Muffler Applications: 4050, 4055, 4240, 4250, 4255, 4320,	\$149.00

4430, 4440, 4450, 4630, 4640, 4840

Features: 37" Long, Oval Body, 3-5/16" Inlet I.D., 3-1/2" Outlet O.D. 4050 S/N 5511-

Order No: WN-DR26-FLAIR

Description	Retail
 Muffler Applications: 4050, 4250, 4320, 4430, 4440, 4450, 4630, 4640 Features: 37" Long, Oval, 3-5/16" Flared Inlet, 3-1/2" Outlet O.D. 4050 S/N 5511-	\$154.00

Order No: WN-DR28

Description	Retail
Muffler Applications: R, 80, 820 Features: 20" Long, 3 3/4" Dia., 4 Bolt Mount Inlet, 2 1/2" Outlet O.D R Years 1949-54, 80 Years 1954-56, 820 Years 1956-58	\$55.03


Order No: WN-DR30

Description	Retail
Muffler Applications: 8430, 8630 Features: 38" Long, Oval Body, 3-15/16" Inlet I.D., 5" Outlet O.D.	\$323.00

Order No: WN-DR31

Description	Retail
Muffler Applications: 8440, 8640 Features: 38" Long, Oval Body 3-15/16" Inlet I.D., 5" Outlet O.D.	\$382.00

Order No: WN-DR33

Description	Retail
 Muffler Applications: 4240, 4050 Features: 38" Long, Oval Body, 2 15/16" Inlet I.D., 2 5/8" Outlet O.D.	\$107.00

Order No: WN-DR-34

Description	Retail
Muffler, Vertical Applications: 4650, 4840, 4850 Features: 38" Overall Length, Flared Inlet, 4" OD	\$228.00

Order No: WN-DR-5

Description	Retail
Muffler Applications: 40, 320, 330, M, MC, MI, MT Features: 21" Long, 1-3/4" Inlet ID, 2" Outlet OD	\$34.25

Order No: WN-DR-9

Description	Retail
Muffler Applications: 330, 435, 440 Features: 19" Long, 2" Inlet ID, 2" Outlet OD, Side Inlet 330 Gas, 435 Diesel	\$53.00

Order No: WN-JD2950K

Description	Retail
Muffler, Conversion Kit Applications: 2840, 2940, 2950, 2955, 3055, 3150, 3155 Features: All Parts Needed to Convert Under Hood to Above Hood Muffler 2840 S/N 276826-, 2940 S/N 452124-	\$271.40

Order No: WN-RE164819

Description	Retail
Muffler Applications: 8120, 8220, 8320, 8420, 8520, 8130, 8230, 8330, 8530 Features: 5" Inlet, Curved Outlet, 66" Overall Length,	\$500.00

Order No: WN-RE41891

Description	Retail
 Muffler Applications: 8560, 8760, 8960 Features: 1.50" Side Aspirator, 6 hole inlet	\$502.00



**Tractor: Engines & Related Parts**

**Mufflers & Components: Mufflers**

Order No: WN-RE41891

mounting flange

Order No: WN-RE44716

**Description**

Muffler  
Applications: 8100, 8200, 8300, 8400  
Features: 66" Length, 5" Inlet ID.

**Retail**

\$332.00

Order No: WN-RE52086



**Description**

Muffler  
Applications: 4560, 4760, 4960, 4755, 4955  
Features: Under The Hood Muffler 4755 S/N 10000-, 4955 S/N 10000-

**Retail**

\$440.25

Order No: WN-RE71295



**Description**

Muffler  
Applications: 9100, 9120, 9200, 9220, 9300, 9320, 9400, 9420, 9520  
Features: 5" Inlet Inside Diameter, 5" Outlet Outside Diameter

**Retail**

\$534.00

**Mufflers & Components: Rain Caps**

Order No: WN-CRC400

**Description**

Muffler, Rain Cap  
Applications: 4520, 4555, 4620, 4650, 4755, 4840, 4955, 7020  
Features: 4", Chrome

**Retail**

\$35.00

Order No: WN-ZRC258

**Description**

Muffler, Rain Cap  
Applications: 2840, 3030, 3120, 3130  
Features: 2-5/8" Inside Diameter, Zinc Plated

**Retail**

\$16.50

Order No: WN-ZRC312

**Description**

Muffler, Rain Cap  
Applications: 4040, 4050, 4250, 4320, 4430, 4440, 4450, 4630, 4640, 5010, 5020, 6030  
Features: 3 1/2" Inside Diameter, Zinc Plated

**Retail**

\$16.50

**Tractor: Filters**

**Filters: Engine Air**

Order No: WN-AT20728

**Description**

Filter, Air  
Applications: 830, 930, 1020, 1030, 1120, 1130, 1630, 2020, 2120, 1830, 2030, 2130  
Features: (830, 930, 1020, 1030, 1120, 1130, 1630, 2020, 2120 All S/N 115792-), 1830 S/N - 115791, 2030 S/N -115791, 2130 S/N -115791

**Retail**

\$19.69

**Filters: Engine Oil**

Order No: WN-18A303



**Description**

Filter, Oil  
Applications: 3300, 4400, 4420, 6600, 7700, 1010, 1020, 1030, 1040, 1120, 1130, 1140, 1250, 1450, 1520, 1530, 1630, 1640, 1830, 1840, 2010, 2020, 2030, 2040  
Features: Spin On Type

**Retail**

\$7.30

Order No: WN-BT287

**Description**

Filter, Oil  
Applications: 4230, 4240, 4430, 4440, 4520, 4620, 4630, 4640, 4840, 6030, 7020, 7520, 8430, 8440, 8630, 8640

**Retail**

\$28.56

**Filters: Fuel**

Order No: WN-AR50041

**Description**

Fuel Filter  
Applications: Various  
Features: Diesel with Roosa-Master Fuel Injection

**Retail**

\$14.70

**Tractor: Fuel System**

**Carburetors & Parts: Carburetor Assemblies**

Order No: WN-AR52449



**Description**

Carburetor, Complete  
Applications: 3010, 3020, 4010, 4020  
Features: Zenith, Cast Body, New Replacement

**Retail**

\$792.00

Order No: WN-RE19402

**Description**

Carburetor, Complete  
Applications: 40, 45, 55, 95, 300, 320, 330, 400, 401, 420, 430, 501, 561, 1020, 2010, 2020, 2030, 2510, M, MC, MT  
Features: Zenith, No Electric Shut-off

**Retail**

\$516.00

Order No: WN-TSX688

**Description**

Carburetor, Complete  
Applications: 420, 430  
Features: Marvel Schebler

**Retail**

\$401.00

**Carburetors & Parts: Carburetor Parts**

Order No: WN-17C121



**Description**

Carburetor, Needle and Seat  
Applications: 40, 50, 60, 70, 320, 330, 420, 430, 520, 530, 620, 630, 720, 730, M, MT  
Features: For Models With 2 Barrel Carburetor

**Retail**

\$6.97

Order No: WN-30-739



**Description**

Carburetor, Float  
Applications: 40, 420, 430, M, MT, 1020, 2010, 2020, 2510, 2520  
Features: For Marvel-Schebler Large Bowl Carburetors

**Retail**

\$27.00

Order No: WN-70219985



**Description**

Carburetor, Float  
Applications: 1010, L, LA, LI  
Features: For Marvel-Schebler Small Bowl Carburetors

**Retail**

\$10.00

Order No: WN-ABC1182



**Description**

Choke, Butterfly Disc  
Applications: L, LA, LI, LUC  
Features: 1-5/16" OD, For Marvel Schebler Carburetors

**Retail**

\$27.00

Order No: WN-ABC424



**Description**

Gasket, Carburetor  
Applications: 430, 440, 1020, 1530, 2010  
Features: 2-11/16" C-C Bolt Holes, 1-1/2" Hole, Carburetor to Manifold 430 S/N 140000-

**Retail**

\$1.80

Order No: WN-AH10620



**Description**

Carburetor, Float  
Applications: 3010, 3020, 4000, 4010, 4020

**Retail**

\$25.00

Order No: WN-AR10066



**Description**

Carburetor, Float  
Applications: A, B, G  
Features: Marvel-Schebler

**Retail**

\$26.75

Order No: WN-AR10068


**Tractor: Fuel System**

**Carburetors & Parts: Carburetor Parts**


Order No: WN-AR10068

Description	Retail
 Carburetor, Float Applications: A	\$37.50


Order No: WN-AR10069

Description	Retail
 Carburetor Float Applications: 50, 520, 530, 60, 620, 630, 70, 720, 730 Features: For Marvel Schebler Carbs. Marvel Schebler Carbs, DLTX75, DLTX81, DLTX82, DLTX83, DLTX84, DLTX85, DLTX86, DLTX94, DLTX95, DLTX96, DLTX97, DLTX98, DLTX99, DLTX101, DLTX102, DLTX105, DLTX106, DLTX109U	\$33.50


Order No: WN-AR13020

Description	Retail
 Carburetor, Throttle Shaft Applications: 3010, 3020, 4000, 4010, 4020, 500, 600 Features: Zenith Carburetor	\$37.50


Order No: WN-JDS592

Description	Retail
 Carburetor, Float Applications: A, B, D, G, GP Features: Marvel Schebler A S/N -583999	\$32.00

Order No: WN-JDS914

Description	Retail
 Carburetor, Needle Assembly Applications: 3010, 3020, 4000, 4010, 4020 Features: T-Handle, Adjustable Load, 2.417" Overall Length, For Zenith All with Zenith 69 Series Carburetor	\$62.50


Order No: WN-JDS986

Description	Retail
 Carburetor, Gasket Kit Applications: 50, 60, 70, 520, 530, 620, 630, 720, 730 Features: For Double Induction Carburetors	\$9.30

Order No: WN-R13070


Description	Retail
Carburetor, Fuel Adjustment Valve Applications: 3010, 3020, 4000, 4010, 4020 Features: Rear Entrance, Zenith	\$62.50

Order No: WN-R2117


Description	Retail
 Carburetor Gasket Kit Applications: AO, AR, B, D, G, GP Features: Marvel Schebler carbs All Marvel Schebler Carb # DLTX5, DLTX8, DLTX10, DLTX11, DLTX13, DLTX15, DLTX16, DLTX17, DLTX18, DLTX19, DLTX24, DLTX31, DLTX33, DLTX34, DLTX38, DLTX39, DLTX41, DLTX51, DLTX53, DLTX63, DLTX67, DLTX71, DLTX72, DLTX73, DLTX107U	\$5.25

**Carburetors & Parts: Carburetor Repair Kits**


Order No: WN-17C661

Description	Retail
 Carburetor, Kit Applications: 50 Features: Contains Gasket Set, Needle & Seat	\$11.99

Order No: WN-ABC220

Description	Retail
 Carburetor, Kit Applications: L, LA, LVC, 1010 Features: Marvel Schebler, Basic Kit, Does NOT Include Throttle Shaft	\$27.50

Order No: WN-ABC485

Description	Retail
 Carburetor, Kit, Basic Applications: 1010 Features: Marvel Schebler, Basic, TSX809, TSX860 Kit contains: Throttle shaft, needle and seat, float lever pin, choke and throttle shaft seal, needle valve, adjustment screw, gaskets and instructions	\$55.50


Order No: WN-BK372V

Description	Retail
 Carburetor, Kit Applications: 3010, 3020 Features: Basic, With Viton Float Valve	\$31.58


Order No: WN-BK39V

Description	Retail
 Carburetor, Kit Applications: M, MC, MT, 40, 320, 330 Features: Basic Repair, Gaskets, Needle, Seat, Shaft, Marvel-Schebler	\$25.75

Order No: WN-FDS212

Description	Retail
 Carburetor, Kit, Economy Applications: M, 40, 320, 420, 1020, 1520, 2010, 2020, 2030, 2510, 2520 Features: Float Valve, Float Lever Pin, Seals, Needle Valve, Gaskets	\$22.00


Order No: WN-JDS1345

Description	Retail
 Carburetor Kit, Economy Applications: 50, 60, 70, 520, 530, 620, 630, 720, 730, DLTX75, 81, 82, 83, 84, 85, 86, 94, 95, 96, 97, 98, 99, 101, 102, 105, 106, 109 Features: For Dual Induction Marvel Schebler Carburetors	\$37.25

Order No: WN-JDS708

Description	Retail
Carburetor Kit Applications: A, B, G Features: Marvel Schebler, Includes Throttle Shaft Early A, Early B	\$40.75

Order No: WN-MS101

Description	Retail
 Carburetor, Kit Applications: 1010, L, LA	\$22.00

Order No: WN-MSCK14

Description	Retail
Basic Carburetor Kit Applications: 1020, 1520, 2020, 2510, 2520 Features: Marvel-Schebler TSX904, TSX905, TSX944	\$20.99

Order No: WN-MSCK15

Description	Retail
Carburetor, Kit Applications: 50 Features: Marvel-Schebler, Gaskets, Float Valves, Throttle Shaft	\$29.29

Order No: WN-MSCK20

Description	Retail
Carburetor Kit Applications: B Features: Basic, Marvel Schebler B s/n 1000-95999 with Carb# DLTX10	\$27.46

Order No: WN-MSCK21

Description	Retail
Carburetor, Kit, Basic Applications: 2010 Features: Marvel-Schebler TSX810, Viton Valves	\$29.36

Order No: WN-MSCK30

**Tractor: Fuel System**

**Carburetors & Parts: Carburetor Repair Kits**

Order No: WN-MSCK30

Description	Retail
Carburetor, Kit Applications: 1010 Features: Basic, Gaskets, Float Valves & Throttle Shaft, Marvel Scheb	\$30.00

Order No: WN-MSCK33

Description	Retail
Carburetor, Kit, Basic Applications: 1600, 1650, 1655, 1800 Features: Basic, Gaskets, Float Valves & Throttle Shaft, Marvel Schebl	\$23.00


Order No: WN-MSCK42

Description	Retail
Carburetor Kit Applications: H, HN Features: Basic, Gaskets, Float Valve, Throttle Shaft	\$18.93

Order No: WN-MSCK57

Description	Retail
Carburetor, Kit Applications: A, AO, AR Features: Basic Repair for Marvel Schebler Models DLTX71 & DLTX72	\$32.00


Order No: WN-MSCK58

Description	Retail
 Carburetor, Repair Kit, Basic Applications: 60, 70, 620, 720, 730, DLTX81, DLTX82, DLTX84, DLTX85 Features: Gaskets, Float Valve, Throttle Shaft 730 (All Marvel Schebler)	\$30.50


Order No: WN-MSCK59

Description	Retail
Carburetor, Kit Applications: M, MC, MT, 40, 320, 330, 420, 440, 1050, 1520, 2010, 2020, 2030, 2510, 2520 Features: Basic Repair for Marvel Schebler Models TSX641 & TSX678	\$26.50


Order No: WN-R0271

Description	Retail
 Carburetor, Kit Applications: A, D, G, GP Features: Marvel Schebler, Gaskets, Needle, Seat, and Throttle Shaft	\$29.00

Order No: WN-R0275

Description	Retail
 Carburetor Kit Applications: 60, 620, 630, 70, 720, 730 Features: Marvel Schebler Carbs, Gaskets, Needle, Seat, Throttle Shaft Marvel Schebler Carbs, DLTX81, DLTX82, DLTX84, DLTX85, DLTX94, DLTX95, DLTX97, DLTX98, DLTX101, DLTX102, DLTX106	\$26.75

Order No: WN-R0343

Description	Retail
 Carburetor Kit, Basic Applications: 3010, 3020, 4010, 4020 Features: Includes, Gaskets, Needle, Seat, Throttle Shaft, , And Diagram	\$51.00


Order No: WN-R0344

Description	Retail
Carburetor, Kit, Basic Applications: 4010, 4020 Features: Marvel Schebler USX20, USX 30, USX35 & USX 48SL	\$50.00

Order No: WN-R2494


Description	Retail
Carburetor, Kit Applications: 3010, 3020, 4000, 4010, 4020 Features: Economy includes Gaskets, Needle and Seats for Zenith Carb	\$35.00

Order No: WN-R6874


Description	Retail
 Carburetor Kit, Basic Applications: 3020, 4000, 4010, 4200 Features: Zenith Carb, #12510, 12879, 13023, 13320, 13429, 13430, 13450	\$41.75

**Fuel Tank & Related: Fuel Lines & Fittings**


Order No: WN-A4983R

Description	Retail
 Filter, Fuel, Diaphragm Applications: A, 50, 60, 70, 520, 530, 620, 630, 720, 730, 820, 830 Features: .015" Thick, 2.650 OD, 6 Hole, 2 Used Per Tractor, Sold EACH A S/N 854000-, 50 S/N 5016133-, 60 S/N 6028469-, 70 GAS S/N 7006494-	\$7.70

Order No: WN-AB3571R

Description	Retail
 Fuel Line Applications: B Features: From 3 Way Valve or Sediment Bowl to Carburetor S/N 201000-238795	\$50.00

Order No: WN-AB3888

Description	Retail
 Filter, Fuel Line Applications: B Features: From Sediment Bowl to Carburetor S/N 238796-	\$44.25

Order No: WN-AR77678

Description	Retail
Cable, Fuel Stop/ Shutoff Applications: 4040, 4050, 4055, 4240, 4250, 4255, 4430, 4440, 4450, 4455, 4555, 4630, 4640, 4650, 4755, 4850, 4955, 7020 Features: 54" Total Length	\$62.67

Order No: WN-R473R


Description	Retail
 Filter, Fuel, Canister Applications: 720, 730	\$40.00

Order No: WN-RE169790


Description	Retail
Fuel, Shutoff Cable Applications: 830, 1130, 1530, 1630, 2030, 2040, 2240, 2440, 2640, 2840, 2940 Features: 66" Total Length, Diesel	\$36.26

**Fuel Tank & Related: Fuel Pumps**

Order No: WN-AL113125

Description	Retail
 Fuel Pump Applications: 6200, 6300, 6400, 6500, 6110, 6210, 6310, 6410, 6310S, 6410S, 6510S, 6405, 6120, 6220, 6320, 6420, 6320L, 6420L, 6520L, 6215, 6415 Features: Fuel Pump and Fuel Sender Assembly	\$160.00

Order No: WN-AL155607

Description	Retail
 Fuel Lift Pump Applications: 6120, 6120L, 6215, 6220, 6220L, 6320, 6320L, 6415, 6420, 6425, 6520L, 6715, 7220, 7320, 7420, 7520, 8520 Features: 6715 (all s/n 443675-earlier)	\$120.00

Order No: WN-AL168483


John Deere®




**Tractor: Fuel System**

**Fuel Tank & Related: Fuel Pumps**

Order No: WN-AL168483

Description	Retail
 <p>Fuel Pump Applications: SE6020, SE6120, SE6220, SE6320, SE6420, SE6520, SE6620, 5215, 5315, 5215F Features: (SE6020, SE6120, SE6220, SE6320, SE6420, All S/N 443676-), (SE6520, SE6620, All S/N 443619-), (5215, 5315, All S/N 205095-)</p>	\$95.00

Order No: WN-AL78405

Description	Retail
 <p>Fuel Lift Pump Applications: 3200, 3400, 6110, 6120, 6210, 6220, 6310, 6320, 6410, 6420, 6010, 6020, 6100, 6110L, 6200, 6300, 6200L, 6215, 6300L, 6310L, 6310S, 6400, 6400L, 6405, 6410L, 6410S, 6500L, 6506, 6510, 6520, 6510L, 6510S, 6600, 6605, 6610, 6620, 6810, 6820, 6910, 6910S, 6920, 6920S, 6800, 6900, 7220 Features: (3200, 3400, 6110, 6120, 6210, 6220, 6310, 6320, 6410, 6420, All w/ 4.5T PowerTech), (6010, 6020, All w/ 4.5 PowerTech), 6100 w/ 4045D Engine, (6200, 6300, All w/ 4039T Engine), 6400 w/ 4045T Engine, 6506 w/ 6068D Engine, (6510, 6520, All w/ 6.8 Power Tech), 6600 w/ 6059T Engine, (6610, 6620, 6810, 6820, 6910, 6910S, 6920, 6920S, All w/ 6.8T PowerTech), (6800, 6900, All w/ 6068T Engine)</p>	\$55.00


Order No: WN-AR26785

Description	Retail
<p>Fuel Shutoff Cable Applications: 3010, 4010 Features: 27" Total Length 3010 Diesel</p>	\$46.64

Order No: WN-NR-97350


Description	Retail
<p>Gasket, Fuel Transfer Pump Applications: 820, 830, 840, 930, 940, 1020, 1030, 1040, 1120, 1130, 1140, 1350, 1520, 1430, 1550, 1630, 1640, 1750, 1830, 1840, 1850, 1950, 2020, 2030, 2040 Features: 2120, 2130, 2140, 2150, 2155, 2240, 2255, 2350, 2355, 2355N, 2440, 2450, 2510, 2520, 2550, 2555, 2630, 2640, 2650, 2750, 2755, 2840, 2850, 2855, 2940, 2950, 2955, 3030, 3040, 3050, 3055, 3120, 3130, 3140, 3150, 3155, 3255, 3640, 3650, 4030, 4050 s/n 6593-, 4400, 4420, 4425, 5000, 5200, 5300, 5310, 5400, 5400N, 5410, 5500, 5500N, 5510, 6100, 6200, 6210, 6300, 6310, 6400, 6410, 6500, 6510, 6600, 6800, 6900, 9900, 9910, 9920, 9930</p>	\$0.80

Order No: WN-RE27667

Description	Retail
 <p>Fuel Lift Transfer Pump Applications: 301, 1140, 1350, 1520, 1530, 1550, 1630, 1640, 1750, 1850, 1950, 2020, 2030, 2040, 2130, 2140, 2150, 2155, 2240, 2350, 2440, 2510, 2520, 2555, 2630, 2640, 2750, 2755, 2840, 2940, 2950, 2955, 3020, 3155, 4020, 7200, 7400, 7600, 7700, 2240, 3300, 4400, 4420, 4425, 6600, 6602, 7700, 9400 Features: Gas or Diesel Additional Models: Tractors: 70, 510, 670, 755, 820, 830, 840, 940, 1010, 1020, 1030, 1040, 1130, Forage Harvesters: 699, 7200, 7400, 7440, 7445, 7450, 7800, 9900, 9910, 9920, 9930 Hay Equipment: 480, 930, 2250, 2270, 2280, 2320, 2360, 2420, 3430, 3830, Industrials: 44, 210, 244, 290, 300, 301, 302, 310, 315, 340, 344, 350, 355, 380, 400, 401, 410, 415, 440, 444, 450, 455, 480, 482, 490, 493, 495, 500, 510, 515, 540, 544, 548, 550, 555, 570, 590, 595, 600, 610, 624, 640, 643, 644, 650, 653, 655, 670, 672, 690, 693, 710, 740, 748, 750, 755, 760, 790,</p>	\$26.00

850, Sprayers: 6000, 6100, 6500, 6600, Tillage: 210


Order No: WN-RE38009

Description	Retail
 <p>Fuel Lift Transfer Pump Applications: 70, 70D, 210, 290D, 300D, 310C, 310D, 315C, 315D, 344E, 400G, 440C, 482C, 515B, 240, 8875, 2155, 2355, 2555, 2755, 3100, 5105, 5200, 5205, 5210, 5220, 5300, 5310, 5400, 5500, 6100, 6200, 6210, 6300, 6310, 6500 Features: Mounting Holes 2 I For 2.9D, 2.9T, 4.239D, 4.239T, 4039D, 4039T, 4045D engines Mounting holes: 2 Inlet Position: 2 o'clock (with cam lever pointing at you) Outlet Position: 3 o'clock (with cam lever pointing at you) For Saran engines</p>	\$52.00


Order No: WN-RE509530

Description	Retail
 <p>Fuel Pump Applications: 6420, 6420L, 7220, 7320, 7420, 7520</p>	\$150.00


Order No: WN-RE532211

Description	Retail
 <p>Fuel Pump Applications: 4120, 4320, 4520, 4720, 313, 315, 317, 320, 325, 328, 332, CT315, CT322, CT332</p>	\$60.00


Order No: WN-RE65265

Description	Retail
 <p>Fuel Pump Hand Primer Applications: 4050, 4250, 4450, 4560, 4640, 6620, 9500, 9550, 9550 Sidehill, 9650, 9650CTS, 9610, 6620.4050, 4250, 4450, 4560, 4640, 4650, 4760, 4840, 4850, 4960, 644C, 644D, 7020, 744E, 7520, 7610, 7710, 7810, 8100T, 8110, 8200T, 8210, 8300T, 8310, 8400T, 8410, 844, 8440, 8450, 8570, 8640, 8650 Features: 9500 Maximizer, 9500 Side hill, 9610 Maximizer, Tractor: (7610, 7710, 7810, All S/N -089999), 8770, 8870, 8970, 9100, 9200, 9300, 9400</p>	\$29.00

Order No: WN-RE66153

Description	Retail
 <p>Fuel Lift Transfer Pump Applications: 310G, 310SE, 444H, 450G, 455G, 550G, 555G, 650G, 5410, 5415, 5420, 5425, 5510, 5520, 5525, 5615, 5625, 5715, 5725, 6010, 6403, , 6110, 6205, 6210, 6310, 6405, 6510, 6520, 6603, 6605, 6610, 6615, 6715, 7210, 7405, 7410, 7505, 7510, 7610, 7720, 7730, 7820, 7830, 7920, 7930, 9400, 9450 Features: Additional John Deere Industrial(s) 120, 200, 210, 230, 270, 310, 315, 344, 410, 444, 444H, 450, 455, 485, 486, 488, 540, 544, 548, 550, 555, 624, 640, 643, 648, 650, 670, 672, 698, 700, 710D, 843, 850 Line Connections Are Both Threaded; Mounting holes: 2; Inlet Position: 9 o'clock (with cam lever pointing at you); Outlet Position: 12 o'clock (with cam lever pointing at you)</p>	\$45.00


Order No: WN-RE68345

Description	Retail
 <p>Fuel Lift Transfer Pump Applications: 4700, 5410, 5415, 5420, 5425, 5510, 5520, 5525, 5615, 5625, 5715, 5725, 6010, 6110, 6205, 6210, 6310, 6405, 6410, 6505, 6510, 6515, 6520, 6603, 6605, 6610, 6615, 6615, 6715, 7210, 7405, 7410, 7510, 7610, 9410, 120, 200, 210, 230, 270, 310, 315, 344, 410, 444, 444H, 450, 455, 485, 486, 488, 540 Features: Mounting Holes 2 Additional Models: 544, 548, 550, 555, 624, 640, 643, 648, 650, 670, 672, 700, 710D, 843, 850; Inlet Position: 9 o'clock (with cam lever pointing at you); Outlet Position: 12 o'clock (with cam lever pointing at you)</p>	\$52.00


**Tractor: Fuel System**

**Fuel Tank & Related: Fuel Sending Units**

Order No: WN-AB5139R

Description	Retail
 Fuel Tank, Sending Unit Applications: 70, 80, 520, 530, 620, 630, 720, 730, 820, 830 Features: 2 Cylinder, 6 or 12 Volts 70 (Gas, LP, and Diesel), 620 (GP, STD, and ORCH.), 630 (GP, STD, and ORCH.), 720 (Gas, LP, and Diesel), 730 (Gas, LP, and Diesel)	\$62.50


Order No: WN-AR26434

Description	Retail
 Fuel Sending Unit Applications: 3010, 3020, 4010, 4020, 500, 600, 860, 860A Features: Gas and Diesel 3020 S/N -122999, 4020 S/N -200999, 500 S/N -67999, 600 S/N -200999, 860 S/N -001000, 860A S/N -001000	\$43.17

Order No: WN-AR38806

Description	Retail
 Fuel Tank, Sending Unit Applications: 2520	\$84.99

Order No: WN-AR46268

Description	Retail
 Fuel Tank, Sending Unit Applications: 3020, 4000, 4020, 4320, 600 Features: 3020 S/N 123000-, 4000 S/N 201000-, 4020 S/N 201000-, 600 S/N 201000-	\$58.81

Order No: WN-AR73995

Description	Retail
Fuel Sending Unit Applications: 4030, 4040, 4040S, 4050, 4230, 4240, 4240S, 4350, 4430 Features: 4050 S/N -005510	\$55.43


Order No: WN-AT12643

Description	Retail
Fuel Tank, Sending Unit Applications: 2010	\$66.67


Order No: WN-AT20912

Description	Retail
Fuel Tank, Sending Unit Applications: 1020, 1520, 1530, 2020, 2030, 2440, 2630, 2640, 300, 300B, 301, 301A, 302, 302A, 310, 310A, 310B, 380, 400, 401, 401B, 401C, 410, 480, 480A, 480B Features: Includes Gasket and Threaded Type Terminals 2440 (s/n 340999-Earlier), 2640 (s/n 340999-Earlier)	\$66.58

Order No: WN-AT31619


Description	Retail
 Fuel Sending Unit Applications: 820, 830, 920, 930, 1020, 1030, 1040, 1120, 1130, 1140, 1530, 1630, 1640, 1830, 1840, 2020, 2030, 2040, 2120, 2130, 2140, 2240, 2840, 3030, 3040, 3130, 3140 Features: (820, 830 Compact), 1020 S/N 43165-, 1120 S/N 43165-, 1830 S/N -294961	\$43.18

Order No: WN-RE19409

Description	Retail
 Fuel Tank, Sending Unit Applications: 4050, 4055, 4250, 4255, 4455, 4555, 4560, 4650, 4755, 4760, 4850, 4955, 4960	\$42.00


**Fuel Tank & Related: Fuel Tanks & Parts**

Order No: WN-1004498M1


Description	Retail
 Sediment Bowl Fuel Bowl Applications: A, B, 60, 70, 80, 620, 630, 720, 730, 820, 830	\$4.50

Features: 730 (Comfort King), 730 (Comfort King),


Order No: WN-17C170

Description	Retail
 Fuel Tank, Sediment Bowl, Assembly Applications: M, 40, 320, 330, 430, 440, 1010 Features: 3/8" Pipe Thread with Small Bowl	\$25.21


Order No: WN-17C31

Description	Retail
 Fuel Tank, Sediment Bowl, Screen Applications: M, 40, 430	\$2.31


Order No: WN-49923D-1

Description	Retail
 Fuel Tank, Sediment Bowl, Screen Applications: 32, 33, 40, 420, 430, 440, 1010, M, MC, MI, MT Features: 1/4" Diameter Center Hole, Brass, Priced & Sold EACH 1010 S/N -15782	\$4.90


Order No: WN-A5137R

Description	Retail
 Fuel Tank Grommet Applications: 50, 60, 70, 70D, 620, 630 Features: 2.5" ID, 4.5" OD, Black Rubber, Fits Around Fuel Intake Pipe 70D S/N -7012349, 50 S/N -5018449, 60 S/N 6035349	\$31.00


Order No: WN-AA4331R

Description	Retail
 Fuel Tank, Sediment Bowl, Assembly Applications: A, B, 50, 60, 70, 70D Features: 3/8" Pipe Inlet, 1/8" Pipe Outlet, Plastic Bowl A S/N 584000-, B S/N 238790-, 50 S/N -5016132, 60 S/N 6029468, 70 Gas S/N -7006493	\$19.25


Order No: WN-AD709R

Description	Retail
 Fuel Tank, Cap Applications: 50, 60, 70, 80, 820, 830, A, AO, AR, B, D, G, GP, H, R, Features: 5/8" Tall, Original Style, "Buy Clean Fuel" on Cap 50 S/N -5018499, 60 S/N -6035349, 70 Gas S/N -7012349, 80, 820 2-cyl, 830 2-cyl	\$12.40


Order No: WN-AL113086

Description	Retail
 Fuel Tank Cap Applications: 3320, 3520, 3720, 4320, 4520, 4720, 5045E, 5055D, 5055E, 5065E, 5075E, 5076E, 5082E, 5090E, 5093E, 5100M, 5103, 5102E, 5103S, 5104, 5200, 5203, 5204, 5300, 5400, 5500, 5210, 5310, 5410, 5510, 5103, 5103S, 5203, 5104, 5204, 5038D, 5103E, 5320N, 5420N, 5520N, 6200, 6300, 6400, 6500 Features: Additional Models: 6500, 6500L, 6506 European, 6510L, 6510S, 6515 European, 6520 European, 6520L, 6600 European, 6603, 6615, 6620 European, 6715, 6800 European, 6820 European, 6900 European, 6920 European, 6920S European, 7130, 7130 Premium, 7220, 7230, 7230 Premium, 7320, 7330, 7330 Premium, 7430 Premium, 7505, 7530 Premium Fits John Deere Combine 1170	\$12.00

Order No: WN-AL113087

Description	Retail
 Fuel Tank, Cap Applications: 5103E, 5103, 5203, 5103E, 5320N, 5420N, 5520N, 200, 6300, 6400, 6500, 6200L, 6300L, 6400L, 6500L, 6110, 6210, 6310, 6410, 6110L, 6210L	\$18.00

Order No: WN-AL120032

Description	Retail
 Cable, Fuel, Shut Off Applications: 1040, 1140, 1640, 1840, 2040, 2040S, 2130, 2140, 2150, 2155, 2255 Features: For Diesel, 87.5" Long 1840 w/o Cab,	\$23.09

**Tractor: Fuel System**

**Fuel Tank & Related: Fuel Tanks & Parts**

Order No: WN-AL120032

2030 w/o Cab

Order No: WN-AM3892T



Description	Retail
Fuel Tank, Cap Applications: M, MC, MI, MT, 40, 320, 420 Features: Tall 320 Up to S/N 325107, 420 Up to S/N 126976	\$33.00

Order No: WN-AR39586



Description	Retail
Fuel Tank Applications: 3010, 3020 Features: High Quality Poly, Completely Interchangeable, WILL NOT RUST	\$658.00

Order No: WN-AR39587



Description	Retail
Fuel Tank, Complete Applications: 4000, 4010, 4020 Features: Diesel, Polyethylene, with rubber base pad	\$645.00

Order No: WN-AR72910

Description	Retail
Fuel Tank Applications: 1020, 1030, 1120, 1130, 1530, 1630, 820, 830, 920, 930, 2040, 2240 Features: Steel Tank	\$625.00

Order No: WN-AT20911



Description	Retail
Fuel Cap W/ Rubber Cover Applications: 1010, 1020, 1520, 1530, 2010, 2020, 2030, 2040, 2240, 2440, 2510, 2520, 2630, 2640, 2840, 3010, 3020, 320, 330, 4000, 4010, 4020, 4030, 4040, 4050, 4055, 420, 4230, 4240, 4250, 4255, 430, 4320, 435, 4350, 440, 4430, 4440, 4450, 4455, 4520, 4620, 4630, 50, 5010, 520, 530, 60, 620, 630, 770 Features: Red, 1.775" Tang To Tang Length, 1.455" ID 730, 830 3 Cylinder, Crawler: 440, Forklift: 2010, 5010, Industrial: 400, Loader Backhoe: 480, Tractor: 820 3 Cylinder, 4020 S/N -200999, 3020 S/N -122999, 50 S/N 5018450-	\$36.00

Order No: WN-IHS239



Description	Retail
Gasket, Fuel Cap Applications: A, AO, AR, B, D, G, H, R, 50, 60, 70, 80, 820, 830 Features: Gasket Only 50 S/N -5018449, 60 S/N -6035349, 70 Gas S/N -7012349, 820 2 Cylinder, 830 2 Cylinder	\$2.75

Order No: WN-R27183




Description	Retail
Fuel Tank, Cap, Cover Applications: 1010, 1020, 1520, 1530, 2010, 2020, 2030, 2040, 2240, 2440, 2510, 2520, 2530, 2640, 2740, 3010, 3020, 4000, 4010, 4020, 4030, 4040, 4050, 4055 Features: Rubber, Red. For Use On 3.24" O.D. Fuel Cap	\$21.00

Order No: WN-R34193




Description	Retail
Fuel Tank, Grommet Applications: 820, 830, 920, 930, 940, 1010, 1020, 1030, 1040, 1120, 1140, 1520, 1530, 1630, 1640, 1830, 1840, 2010, 2020, 2030, 2040, 2040S Features: Red 820 3-CYL, 830 3-CYL	\$25.00

Order No: WN-R34765

Description	Retail
 Fuel Injector Boot Applications: 500, 510, 600, 644, 770, 772A, 3020, 4000, 4020, 4230, 4520, 5020, 5200, 5400, 6030, 6600, 7700, 7520 Features: Fuel Line to Injector, 12 Per Pack, Priced Per Pack	\$23.32

Order No: WN-R82873


Description	Retail
 Fuel Tank Ring Red Grommet Applications: 620, 630, 720, 730, 820, 830, 840, 920, 930, 940, 1010, 1020, 1520, 1530, 2010, 2020, 2030, 2040, 2120, 2130, 2140, 2240, 2440, 2510, 2520, 2630, 2640, 2840, 3010, 3020, 3120, 3130, 4000, 4010, 4020, 4030, 4040, 4050, 4230, 4240, 4250, 4320, 4430, 4440, 4440, 4450, 4520, 4620, 4630, 5010 Features: Red, 3.965" OD, 2.295" ID Fits Models 60, 70, 730 (all 2 cylinder), 820 (3 CYL), 830 (3 CYL), Fits John Deere Combine(s) 2240; Fits John Deere Hay Equipment(s) 920, 930, 2250, 2270, 2280; Fits John Deere Industrial(s) 300, 301, 400, 401, 480, 700; Fits John Deere Sprayer(s) 6100, 6500, 6600	\$25.00

Order No: WN-R82873BL

Description	Retail
Fuel Tank, Grommet Applications: 70, 620, 630, 1010, 1020, 1030, 1130, 1520, 1530, 1630, 1830, 2010, 2020, 2030, 2130, 3030, 3120, 4010, 4050, 4055, 4250, 4255, 4350, 4450, 4455, 720, 730, 830, 930, 4040, 4040S, 4240, 4240S, 4440 Features: Black John Deere Tractors:4040 Euro Edition, 4240 Euro Edition, 4440 Euro Edition	\$9.57

**Injection Pumps & Related: Injectors**


Order No: WN-AR50781

Description	Retail
 Injector Applications: 3020, 4000, 4020, 4230, 4520, 6600, 7700 Features: 3020 S/N 123000-, 4000, 4020 S/N 201000-, 4230 S/N -499999, 4520 S/N 245535-303518, 6600, 7700	\$39.50

Order No: WN-AR74665

Description	Retail
Injector Applications: 6600, 6602, 6620, 6622, 7700, 7720, 4050, 4250, 4430, 4440 Features: 6600 w/ 6404T Eng, (4050, 4250 both w/6466TR Eng), 4430 S/N 445570-	\$64.75

Order No: WN-AR89564

Description	Retail
 Injector, Pencil Applications: 820, 830, 940, 1020, 1030, 1040, 1140, 1350, 1420, 1520, 1530, 1550, 1630, 1750, 1850, 2020, 2030, 2040, 2130, 2150, 2155, 2240, 2250, 2255, 2355, 2440, 2450, 2520, 2555, 2650, 2840, 2950, 2955, 4030, 4400, 4420, 435, 5200, 5400, 6600, 9900, 710, 610, 544, 540, 480, 450, 444H, 444E, 444D Features: Fits John Deere Industrial(s) 210, 300, 300B, 301, 301A, 302, 302A, 310, 315, 350, 380, 400, 401, 410, 444, , Fits John Deere Hay Equipment(s) 2270, 2280, 2420, 3430	\$42.00

Order No: WN-R531436

Description	Retail
Fuel Injector Applications: 270CLC, 3215, 3220, 3415, 3420, 360DC, 360DG, 3800, 410G, 450J, 540GIII, 550J, 605C, 650J, 700H, 750J, 850J, SE6020, SE6120, SE6220, SE6320, SE6420, 6020, 6120, 6120L, 6215, 6220, 6220L, 6320, 6320L, 6415, 6420, 6420L, 6520, 6520L, 6615, 6620, 6715, 7220,	\$77.04

John Deere®



**Tractor: Fuel System**

**Injection Pumps & Related: Injectors**


**Order No: WN-R531436**

7320, 7420, 7520  
 Features: 210LE (PE4045TT092, W/  
 Turbocharger), (310G, 310SG both VSN: 910056-  
 PE4045TT088/PE4045TT089), 410G  
 (PE4045TT093, W/ Turbocharger)

**Order No: WN-RE25253**

Description	Retail
Injector Applications: 8300, 8560, 8570, 9500, 9600, CTS, 9960, 9965 Features: 7x.255 Nozzle Tip	\$114.00


**Order No: WN-RE30160**

Description	Retail
 Injector Applications: 4055, 4255, 4455, 7700, 7800 Features: 7700 W/6076, 7800 W/ 6076 s/n -517600	\$108.04

**Order No: WN-RE37503**

Description	Retail
Injector Applications: 2140, 2355, 2555, 2650, 2755, 2850, 2855, 3255	\$41.25


**Order No: WN-RE38087**

Description	Retail
 Fuel Injector Applications: 6200, 6300, 6400, 7200, 7400, 7455, 7500, 9930, 300, 315, 344, 410B, 444, 444E, 450, 455, 510, 540, 544, 548, 550, 555, 570, 590, 595, 624, 640, 643, 650, 653, 655, 670, 690, 693, 710, 710D, 740, 750, 755, 790, 8875, 6500, 6600 Features: Pencil Type for 300 Series Motors Marked as 28485 9930 engine S/N 300000-, 9930 engine S/N 300000-	\$82.58


**Order No: WN-RE46364**

Description	Retail
Injector Applications: 4555, 4560, 4755, 4760, 4955, 4960, 644E, 770B, 740E, 748E, 748G, 9500, 9600, 644E, 644ER, 740G, 770B, 770BH, 772B, 772BH, 892ELC Features: Bosch Replacement	\$98.33


**Order No: WN-RE48786**

Description	Retail
 Injector, Pencil Applications: TC444H, 120, 210LE, 310E, 310SE, 315SE, 344H, 410E, 444H, 444HCL, 450G, 450H, 455G, 485E, 486E, 488E, 550H, 555G, 650G, 650H, 4890, 5210, 5310	\$63.90

**Order No: WN-RE60062**

Description	Retail
 Injector Applications: 5103, 5410, 5415, 5415H, 5420, 5420N, 5425N, 5605, 5615, 5715, 5715HC, L512, L514, L524, L534, 210LE, 310E, 310G, 324H, 450H, 485E, 486E, 488E, 670C, 670CH, 672CH, 270, 280 Features: Non-Turbo Engines	\$40.00

**Order No: WN-SE500105**

Description	Retail
 Injector Applications: 4040, 4230, 6600 Sidehill Features: 4230 E S/N 500000- With Pump #AR73524, 6600 Side hill E S/N 500000- With Pump #AR73525	\$61.56

**Injection Pumps & Related: Lines & Fittings**


**Order No: WN-NAT-27622**

Description	Retail
Injector, Fuel Line, Connector Kit	\$7.00

Applications: 820, 830, 840, 930, 940, 1020, 1030,  
 1040, 1120, 1130, 1140, 1350, 1520, 1530, 1550,  
 1630, 1640, 1750, 1830, 1840, 1850, 1950, 2020,  
 2030, 2040

Features: Hose Barb Style, 3 Pieces Additional  
 Applications: 2120, 2130, 2140, 2150, 2155, 2240,  
 2255, 2350, 2355, 2355N, 2440, 2450, 2510,  
 2520, 2550, 2555, 2630, 2640, 2650, 2750, 2755,  
 2840, 2850, 2855, 2940, 2950, 2955, 3030, 3040,  
 3050, 3055, 3120, 3130, 3140, 3150, 3155, 3255,  
 3640, 3650, 4030, 4050 s/n 6593-, 4400, 4420,  
 4425, 50005300, 9900, 9910, 9920, 9930

**Order No: WN-R51936**

Description	Retail
 Injector, Line, Grommet Applications: 4400, 4420, 6620, 7720, 8820, 9400, 9410, 9450, 9500, 9510, 9550, 9600, 9610, 9650, 2020, 2030, 2040, 2150, 2155, 2240, 2255, 2350, 2355, 2440 Features: Priced Individually, 2 per Package	\$1.10


**Order No: WN-R79605**

Description	Retail
Injector, Line, Grommet Applications: 3300, 4400, 4420, 6620, 7720, 8820, 9400, 9410, 9500, 9510, 9600, 1020, 1030, 1130, 1520, 1830, 2020, 2030, 2040, 2130, 2150, 2155, 2240, 2255 Features: Priced Individually, 2 per Package	\$1.50

**Order No: WN-R79606**


Description	Retail
Injector, Line, Fitting Applications: 4040, 4050, 4055, 4240, 4250, 4255, 4440, 4450, 4455, 4555, 4560, 4640, 4650, 4755, 4760, 4840, 4850, 4955, 4960, 6620, 7700 Features: Tee, Nozzle Return	\$6.50

**Order No: WN-T23425**

Description	Retail
 Fuel Injection T-Boot Applications: 820, 920, 1020, 1120, 2020, 2120, 2510, 4040, 4240, 4430, 4440, 4630, 4640, 4840, 8430, 8630, 6600, 7700, 7720, 3120, 300, 350, 400, 450, 480, 544, 544A, 570, 570A, 690B, 693B, 740, 743, 762 Features: Priced Each, 25/Pkg	\$4.50

**Miscellaneous: Choke**

**Order No: WN-AR50707**

Description	Retail
 Choke Cable Applications: 3010, 3020, 4000, 4020 Features: 40" Total Length 3010 S/N -122999, 3020 S/N -122999, 4000 S/N 201000-, 4020 S/N 201000-	\$25.50

**Order No: WN-AT21782**

Description	Retail
 Choke, Cable Applications: M, MC, MI, MT, 40, 320, 330, 420, 430, 440, 1010, 2010 Features: 47" Long	\$29.25

**Miscellaneous: Throttle**

**Order No: WN-AA6077R**

Description	Retail
Cab, Throttle, Speed Control Plate Applications: 50, 60, 70, 520, 620, 720 Features: With Linings 520 S/N -5208099, 620 S/N -6213099, 720 S/N -7214899	\$35.00


**Order No: WN-AF3847R**

Description	Retail
Throttle, Plate Applications: 620, 720, 630, 730 Features: With Facing, Speed Control 620 S/N -6213100, 720 S/N -7214900	\$37.50


**Tractor: Hydraulics / Remotes**

**Hydraulics: Drives & Couplers**


Order No: WN-L34432

 Description	Retail
<p>Hydraulic Pump Drive Coupler Applications: 1640, 2040, 2040S, 2140, 2150, 2155, 2240, 2255, 2350, 2355, 2355N, 2550, 2555, 2750, 2755, 2855N, 2940, 2950, 2955, 3040, 3055, 3140, 3150, 3155, 3255, 4350, 301A, 401B, 401D, 210C, 300B, 300D, 302A, 310A, 310B, 310C, 310D, 315C, 315D, 340D, 401C, 410, 410B, 410C, 410D, 415B, 440C, 510 Features: Front Half 1640 S/N 430000-, 2040 Standard S/N 430000-, 2040 Utility S/N 350000-, 2040S S/N 430000-, 2140 S/N 430000-, 2155 S/N -621999 &amp; S/N 720000-, 2240 S/N 350000-, 2955 S/N -767516, 3040 S/N 430000-, 3140 S/N 430000-</p>	\$15.00

Order No: WN-L34569

 Description	Retail
<p>Hydraulic Pump Drive Coupler Applications: 1040, 1140, 1640, 1840, 2040, 2040S, 2140, 2150, 2155, 2240, 2255, 2350, 2355, 2355N, 2550, 2555, 2750, 2755, 2840, 2855N, 2940, 2950, 2955, 840, 940, 1040E, 1140E, 1350, 1550, 1640, 1750, 1840, 1850, 1950, 1950N, 2040, 2040E, 2040S, 2140, 2150, 2155, 2240, 2250, 2255, 2350, 2450, 2550 Features: Tractor Applications: 2555, 2650, 2650N, 2750, 2755, 2840, 2850, 2855N, 3040, 3050, 3055, 3140, 3150, 3255, 3350, 3640, 3640S, 3650, 4040E, 4040S, 4240E, 7240S, 4350, 4440E; Industrial Applications: 210C, 300B, 301A, 302A, 310A, 310B, 310C, 310D, 315D, 401B, 401C, 401D, 410, 410B, 410C, 410D, 415B, 444C, 444CH, 482C, 500C, 510, 540B, 510C, 510D, 515B, 544C, 610B, 610C, 644C, 646C, 710B, 710C, 710D</p>	\$13.80


Order No: WN-L42188

 Description	Retail
<p>Hydraulic Pump Drive Coupler Applications: 3050, 3350, 2955, 3650, 3155, 3055, 3255</p>	\$225.00


Order No: WN-R27487

Description	Retail
<p>Pump, Hydraulic, Coupler Applications: 3010, 4010 Features: 14 Splines, 4.62" Long 3010 S/N -032999, 4010 S/N -038199</p>	\$150.38

Order No: WN-R34359


 Description	Retail
<p>Hydraulic Pump Drive Shaft Coupler Applications: 3020, 4000, 4020, 440, 500, 500A, 5010, 5020, 600, 760 Features: 4.37" Long, 14 Splines Hydraulic pump coupler pins (4) Use WN-R34360; Hydraulic pump coupler bushing (4) Use WN-R45822; Hydraulic pump couplers (2) Use WN-R38348</p>	\$86.00

Order No: WN-R34360


 Description	Retail
<p>Hydraulic Pump Drive Pin Applications: 5010, 3020, 4020, JD500, JD600, 2510, 1020, 2020, JD300, JD301, JD401, JD400, JD500, JD760, JD700, JD500A, 5020, 4520, 3020, 4000, 1520, 2520, 5020, 4320, 4520, 4620, 7020, 2030, 2630, 6030, 7520, 4030, 4230, 4430, 4630, 8430, 8630, 2440, 2640, 4040, 4240, 4440, 4640, 4840, 8440, 8640 Features: Pack of 2, Priced Individually Additional Models: 3120, 3030, 3130, 1530, 1830, 2030, 2130, 2040, 2240, 1020, 1120, 1030, 1130, 1630, 2840, 2120; Industrial: JD544, JD544A, JD644A, JD310, 410, 500C, 544B, 644B, 300B, 301A,</p>	\$4.25

401B, 401C, 302, 302A, 444, 310A, 310B; Cotton Picker: 9940


Order No: WN-R34362

 Description	Retail
<p>Hydraulic Pump Drive Coupler Half Applications: 1830, 2030, 2130, 2840, 3020, 4000, 4020, 4030, 4040, 4230, 4240, 4320, 4430, 4440, 4520, 4620, 4630, 4640, 4840, 5010, 5020, 6030, 7020, 7520, 8430, 8440, 8630, 8640, 3030, 3130, 302A, 310, 310A, 401C, 410, 444, 500, 500A, 500B, 500C, 510, 544, 544A, 570, 600, 640, 644, 646, 670, 670A Features: 3030 S/N -311078, 3130 S/N -311078, 8430 (Years 1974-81); Industrial: 672A, 700, 740, 760, 762, 770A, 772A, 300B Row Crop Only; Skidder: 440, 440A, 440B, 440C, 540, 540B</p>	\$14.00


Order No: WN-R38348

 Description	Retail
<p>Hydraulic Pump Drive Coupler Applications: 1020, 1030, 1120, 1130, 1520, 1530, 1630, 1640, 1830, 2020, 2030, 2040, 2120, 2130, 2140, 2240, 2440, 2510, 2520, 2630, 2640, 301A, 3030, 3130, 2240, 480, 300, 301, 302, 380, 40, 401, 930 Features: 930 S/N 258366-</p>	\$13.00


Order No: WN-R43075

 Description	Retail
<p>Pump, Hydraulic, Shaft, Drive Coupler Applications: 4040, 4230, 4320, 4520, 4620, 7020 Features: 5.5" Long, 14 Splines</p>	\$110.00

Order No: WN-R45822

 Description	Retail
<p>Pump, Hydraulic, Shaft, Drive Pin Bushing Applications: 830, 1020, 1520, 1830, 2020, 2030, 2040, 2130, 2240, 2440, 2510, 2520, 3020, 3030, 3130, 4000, 4020, 4030, 4040, 4230, 4240, 4320, 4430, 4440, 4455, 4520, 4620, 4630, 4640, 4840, 5010, 5020, 6030, 7020, 7520, 8430, 8440, 8630, 8640, 2240, 9400, 9940, 930, 300B, 440, 440A, 440B Features: 4 per bag, Priced individually. Min order 4</p>	\$1.50

Order No: WN-R46345

 Description	Retail
<p>Hydraulic Coupler Drive Pin Applications: 2020, 2840, 3020, 3030, 3130, 4000, 4020, 4030, 4040, 4230, 4240, 4320, 4430, 4440, 4520, 4620, 4630, 6030, 7020, 500, 510 Features: Engine Side, 1 5/8" Overall Length, 3/8" Hex Head 3030 S/N -311078, 3130 S/N -311078, 4000 S/N 250001-, 4020 S/N 250001-, Threads into Engine Pulley</p>	\$6.50


Order No: WN-R50215

 Description	Retail
<p>Pump, Hydraulic, Drive Shaft Coupler Applications: 4240, 4430, 4440, 4455, 4630, 4455 Features: 8.25" Long, 14 Splines 4455 Made In Mexico</p>	\$98.00

Order No: WN-R72739

Description	Retail
<p>Pump, Hydraulic, Coupler Applications: 9950, 9960, 9965, 9970, 770A, 770AH, 770B, 772A, 772AH, 772B, 4050, 4055, 4250, 4255, 4450, 4455, 4555, 4560, 4650, 4755, 4760, 4850, 4955, 4960, 8450, 8650, 8850 Features: Bolts To Drive Coupler</p>	\$18.68

Order No: WN-R78202

 Description	Retail
<p>Hydraulic Pump Drive Cushion Applications: 1040, 1140, 1640, 1840, 2040, 2040S, 2140, 2150, 2155, 2240, 2255, 2350, 2355, 2355N, 2550, 2555, 2750, 2755, 2840, 2855N,</p>	\$8.00

**Tractor: Hydraulics / Remotes**

**Hydraulics: Drives & Couplers**

**Order No: WN-R78202**

2855N, 2940, 2950, 2955, 3030, 3040, 3055, 3130, 3140, 3150, 3155, 3255, 3640, 4040, 4050, 4055, 4240, 4250, 4255, 4350, 4440, 4450, 4455, 4555, 4560, 4640, 4650, 4755  
 Features: 2040 S/N -350000, 2840 S/N -311079, 4040 (European; S/N -340518), 4040 (North American; Power Front Wheel Drive), 4240 (European; S/N -340518, 4440 (European; S/N -340518, 4440 (North American; Power Front Wheel Drive), 4240 (North American; Power Front Wheel Drive), 4640 (Power Front Wheel Drive), 4840 (Power Front Wheel Drive); Additional Models: 4760, 4840 (Power Front Wheel Drive), 4850, 4955, 4960, 8400, 8450, 8650, 8850, 9400

**Order No: WN-T22915**



<b>Description</b>	<b>Retail</b>
Hydraulic Pump Driveshaft Applications: 2030, 2440, 2630, 2640, 300, 300B, 302, 302A, 400, 401 Features: 4.37" Long, 14 Splines, 2.4 CI Pump (39 cc) 2440 S/N -340999, 2640 S/N -340999	\$125.00

**Order No: WN-T31093**



<b>Description</b>	<b>Retail</b>
Hydraulic Pump Drive Shaft Coupler Applications: 2840, 3030, 3130, 4230 Features: 6.312 Long, 14 Splines	\$145.26

**Hydraulics: Pump Assemblies**

**Order No: WN-AL200830**



<b>Description</b>	<b>Retail</b>
Hydraulic Pump Applications: SE6100, SE6200, SE6300, SE6400, 6010, 6110, 6210, 6215, 6310, 6410, 6415, 6510, 6610, 6615, 6715, 7330, 6230, 6330, 6430, 7130, 7230, 6415, 6405 Features: 28 cm	\$420.00

**Order No: WN-AR101807**



<b>Description</b>	<b>Retail</b>
Hydraulic Pump Applications: 1640, 2040, 2140, 2955, 3010, 3020, 4000, 4010, 4020, 4040, 4050, 4230, 4240, 4250, 4430, 4440, 4450, 4520, 4620, 4630, 5010, 5020, 7020, 7520, 300, 302, 310, 340, 400, 401, 440, 444, 448, 500, 540, 544, 548, 570, 600, 640, 644, 646, 700, 760 Features: 50 cm, Large Inlet Port, Without Port for Electric De-Stroke 1640 S/N -494042, 2040 S/N -494042, To validate your warranty: A contaminated system should be completely flushed by an authorized dealer. Use new, clean fluid and filters	\$990.00

**Order No: WN-AR103033**



<b>Description</b>	<b>Retail</b>
Hydraulic Pump Assembly Applications: 1020, 1030, 1120, 1130, 1350, 1520, 1530, 1550, 1630, 1640, 1750, 1830, 1850, 1950, 2020, 2030, 2040, 2120, 2130, 2140, 2150, 2155, 2240, 2250, 2255, 2350, 2355, 2440, 2450, 2550, 2555, 2630, 2640, 2650, 2750, 2755, 2855N, 301A, 3030, 3040, 3130, 3140, 300, 301, 302, 400, 401, 401B Features: 23 cm, Bearing Type With Keyed Shaft 301A S/N 352536-, 300 S/N 45200-, 301, 301A, 302 S/N 352536-, 400 S/N 45200-, 401, 401BS/N 352536-, 401D, Compact Tractor: 3120, Cotton Picker: 9920, 9930, 9940, 9950, Cotton Stripper: 7440, 7445	\$585.00

**Order No: WN-AR41949**



<b>Description</b>	<b>Retail</b>
Pump, Transmission Oil, Assembly Applications: 4000, 4020 Features: Includes Gear Set and Cover Plate	\$249.44

**Order No: WN-AR52254**



<b>Description</b>	<b>Retail</b>
Pump, Hydraulic, Housing, Set Screw Applications: 1550, 2355, 2510, 2520, 2755, 2955, 3010, 3020, 3155, 4000, 4010, 4020, 4050, 4440, 4450, 4520, 4555, 4560, 4640, 4755, 4955, 4960, 5010, 8450 Features: Pressure set Screw	\$9.00

**Order No: WN-AR53301**



<b>Description</b>	<b>Retail</b>
Pump, Hydraulic, Housing, Valve Applications: 3010, 4010, 5010, 3020, 4020, JD500, JD600, 2510, 5020, 4520, 2520, 4320, 4620, 2030, 6030, 7520, 4030, 4230, 4430, 4630, 2630, 8430, 8630, 2440, 2640, 2940, 8850, 8450, 8650, 4640, 4840, 4040, 4240, 4440, 4050, 4250, 4450, 4650, 4850, 8440, 8640, 4055, 4255, 4455, 4555, 4755, 4955 Features: Inlet Valve Additional Models: 4560, 4760, 4960, 3030, 3130, 1830, 2030, 2130, 2840, 1640, 2040, 2140, 3040, 3140, 2350, 2550, 2750, 2950, 3150, 4350, 2955, 2755, 2355, 2555, 3155, 3055, 3255	\$30.00

**Order No: WN-AR55346**



<b>Description</b>	<b>Retail</b>
Pump, Hydraulic Applications: 820, 830, 920, 1020, 2040 Features: With Power Steering & Open Center, Piggy Back Style	\$625.00

**Order No: WN-AR56160**



<b>Description</b>	<b>Retail</b>
Pump, Hydraulic, Assembly Applications: 2130, 3030, 3130, 4020, 4040, 4040S, 4240, 4240S, 4440, 300B, 302A, 310A, 401C, 440, 440A, 440B, 440C, 444, 510, 540, 540A, 540B, 544, 544A, 544B, 570, 570A, 640, 644B, 646, 646B, 760, JD300, JD310, JD400, JD401, JD500A, JD600, JD644A, JD700A, JD760A Features: 50 cm Pump, 7/8" Discharge Port 4020 s/n -200999, 4040 European, 4240 European, 4440 European, 300B s/n -383942, 302A s/n -383942, 310A s/n -351941, 401C s/n -383942, 440 Dubuque s/n 072797- OR Welland s/n 020582-, 440A Dubuque s/n 072797- OR Welland s/n 020582-, 440B Dubuque s/n 072797- OR Welland s/n 020582-, 440C s/n -405091, 510 s/n -161722, 540B s/n -405035, 570 s/n -405250, 570A s/n -405250, 640 s/n 403205-405035, JD500A s/n 123114-152141, JD600 s/n 119000-	\$990.00

**Order No: WN-AR90459**



<b>Description</b>	<b>Retail</b>
Pump, Hydraulic, Assembly Applications: JD300, JD500, JD600, 1640, 1830, 1840, 2030, 2040 2130, 2140, 2350, 2440, 2510, 2520, 2630, 2640, 2840, 2940, 3020, 3030, 3040, 3130, 4030, 5010, 9950, 9960, 9965, 9970, 300, 440, 440A, 440B, 500, 600 Features: 40 cm, 7/8" Discharge Port	\$950.00

**Order No: WN-AR93313**



<b>Description</b>	<b>Retail</b>
Transmission Pump Applications: 4040, 4050, 4055, 4230, 4240, 4250, 4255, 4350, 4430, 4440, 4450, 4455, 4630 Features: With Gears	\$625.00


**Order No: WN-AR94660**




**Tractor: Hydraulics / Remotes**

**Hydraulics: Pump Assemblies**


**Order No: WN-AR94660**

Description	Retail
 Hydraulic Pump Assembly Applications: 1830, 1840, 1850, 1950, 2030, 2040, 2130, 2140, 2155, 2250, 2350, 2355, 2440, 2510, 2520, 2520, 2550, 2555, 2630, 2640, 2650, 3010, 3020, 4000, 4010, 4020, 4040, 4050, 4055, 4230, 4240, 4250, 4255, 4320, 4350, 4430, 4440, 4450, 4455, 4520, 4620, 4630, 4640, 4840, 5010, 300, 500, 600 Features: 50 cm, 1 1/16" Discharge Port, 1 1/16" Inlet Ports Additional Models: Fits John Deere Cotton Pickers 9950, 9960, 9965, 9970 Tractors: 1550, 1640, 1750, 2750, 2850, 2850, 2855, 2855N, 2940, 2950, 2955	\$965.00

**Order No: WN-AR94661**

Description	Retail
 Pump, Hydraulic, Assembly Applications: 4000, 4020, 4040, 4230, 4240, 4320, 4430, 4440, 4520, 4620, 4630, 4640, 4555, 4560, 4650, 4755, 4760, 4850, 4955, 4960, 4830, 8440, 8450, 8630 Features: 65 cm, 1 1/16" Discharge Port, 1 1/16" Inlet Port	\$965.00

**Order No: WN-AR97872**

Description	Retail
 Hydraulic Pump Assembly Applications: 300, 500, 600, 9950, 9960, 9965, 9970, 1550, 1640, 1750, 1830, 1840, 1850, 1950, 2030, 2040, 2130, 2140, 2155, 2250, 2350, 2355, 2440, 2450, 2510, 2520, 2550, 2555, 2630, 2640, 2650, 2750, 2755, 2840, 2850, 2855N, 2940, 2950, 2955, 3010, 3020, 3030, 3040, 3050, 3055, 3130, 3140, 3150 Features: 40 cm, 1 1/16" Discharge Port 600 s/n -118999, Additional Models 3155, 3255, 3350, 3640, 3650, 4010, 4030, 5010  To validate your warranty: A contaminated system should be completely flushed by an authorized dealer. Use new, clean fluid and filters	\$950.00

**Order No: WN-AT28460**

Description	Retail
Pump, Hydraulic Applications: 820, 830, 920, 930, 2040 Features: 11 CM	\$642.00


**Order No: WN-AT38800**

Description	Retail
Hydraulic Pump Applications: 450, 450B, 450C, 455D, 743A	\$547.00


**Order No: WN-AT38801**

Description	Retail
Pump, Hydraulic Applications: 350, JD350, 450C, 480A, 480B, 480C Features: Webster Replacement for OEM Pump	\$724.00

**Order No: WN-CH13990**

Description	Retail
 Hydraulic Pump Applications: 850, 950, 1050 Features: 11cc	\$633.00


**Order No: WN-CH16636**

Description	Retail
 Hydraulic Pump Applications: 1250, 1450, 1650 Features: 19cc	\$675.00


**Order No: WN-R39741**

Description	Retail
Hydraulic Pump Port Plug Applications: 6010, 4010, 5010, 3020, 4020, JD500, JD600, 2510, 1020, JD300, JD400, 5020, 4520, 4000, 1520, 2520, 5020, 4320, 7020, 4620, 2030, 6030, 7520, 4030, 4230, 4430, 4630, 2630, 8430, 8630, 2440, 2640, 2940, 8850, 8450, 8650, 4040, 4240, 4450, 4640, 4840, 4050, 4250, 4450, 4650, 4850, 8440 Features: Plug for the Secondary Inlet, 1 5/8" 8640	\$15.00

**Order No: WN-RE11213**

Description	Retail
 Hydraulic Pump Applications: 8450, 8650	\$1,095.00


**Order No: WN-RE197623**

Description	Retail
 Hydraulic Pump Applications: 5103, 5105, 5200, 5203, 5303, 5205, 5210, 5300, 5310, 5310N, 5320N, 5400, 5403, 5500 Features: To validate your warranty: A contaminated system should be completely flushed by an authorized dealer. Use new, clean fluid and filters	\$495.00


**Order No: WN-RE20839**

Description	Retail
 Hydraulic Pump Applications: 4555, 4755, 4955, 4560, 4760, 4960	\$1,095.00


**Order No: WR-AL75305**

Description	Retail
 Hydraulic Pump Applications: 7200, 7210, 7400, 7410, 7500, 7505, 7510, 7600, 7610, 7700, 7710, 7800, 7810 Features: 40 cm	\$1,250.00


**Order No: WR-AR101663**

Description	Retail
 Hydraulic Pump Applications: 2630, 2640, 2840, 3020, 4020, 4030, 4040, 4230, 4240, 4320, 4430, 4440, 4455, 4520, 4260, 4630, 4640, 4840, 5010, 5020, 6030, 7020 Features: 50 cm, Large Inlet Port, 7/8" Discharge Port	\$865.00


**Order No: WR-AR101807**

Description	Retail
 Pump, Hydraulic, Assembly Applications: 1640, 2040, 2140, 2955, 3010, 3020, 4000, 4010, 4020, 4040, 4050, 4230, 4240, 4250, 4430, 4440, 4450, 4520, 4620, 4630, 5010, 5020, 7020, 7520, 300, 302, 310, 340, 400, 401, 440, 444, 448, 500, 540, 544, 548, 570, 600, 640, 644, 646, 700, 760 Features: 50 cm, Large Inlet, With Port For Electric De-Stroke 1640 SN-494042, 2040 SN-494042, To validate your warranty: A contaminated system should be completely flushed by an authorized dealer. Use new, clean fluid and filters	\$875.00

**Order No: WR-AR102545**

Description	Retail
 Pump, Hydraulic, Assembly Applications: 310A, 310B Features: 50 cm, Industrial, With Port For Electric De-Stroke	\$985.00

**Order No: WR-AR102568**

Description	Retail
 Pump, Hydraulic, Assembly Applications: 310A Features: 50 cm, Industrial	\$755.00


**Order No: WR-AR103033**

John Deere®


**Tractor: Hydraulics / Remotes**

**Hydraulics: Pump Assemblies**


Order No: WR-AR103033

Description	Retail
 Hydraulic Pump Assembly Applications: 1020, 1030, 1120, 1130, 1350, 1520, 1530, 1550, 1630, 1640, 1750, 1830, 1850, 1950, 2020, 2030, 2040, 2120, 2130, 2140, 2150, 2155, 2240, 2250, 2255, 2350, 2355, 2440, 2450, 2550, 2555, 2630, 2640, 2650, 2750, 2755, 2855N, 301A, 3030, 3040, 3130, 3140, 300, 301, 302, 400, 401, 401B Features: 23 cm, Bearing Type With Keyed Shaft 301A s/n 352536-, 300 s/n 45200-, 301, 301A, 302 s/n 352536-, 400 s/n 45200-, 401, 401B s/n 352536-, 401D Compact Tractor: 3120 Cotton Picker: 9920, 9930, 9940, 9950 Cotton Stripper: 7440, 7445	\$625.00


Order No: WR-AR38217

Description	Retail
 Pump, Hydraulic, Assembly Applications: 2510, 2520 Features: 20 cm, 4 Piston Pump, For Tractors With Gasoline Engines	\$800.00


Order No: WR-AR39695

Description	Retail
 Pump, Hydraulic, Assembly Applications: 2510, 2520, 3010, 3020, 4010, 5010 Features: Early Model, "Upside Down" Compensator Housing, 7/8" Discharge	\$840.00

Order No: WR-AR47533

Description	Retail
 Hydraulic Pump Applications: JD500, 510 Features: 50 cm, Mid Mounted	\$980.00


Order No: WR-AR56160

Description	Retail
 Hydraulic Pump, Assembly Applications: 2130, 3030, 3130, 4020, 4040, 4040S, 4240, 4240S, 4440, 300B, 302A, 310A, 401C, 440, 440A, 440B, 440C, 444, 510, 540, 540A, 540B, 544, 544A, 544B, 570, 570A, 640, 644B, 646, 646B, 760, JD300, JD310, JD400, JD401, JD500A, JD600, JD644A, JD700A, JD760A Features: 50 cm, Single Inlet, 7/8" Discharge Port 4020 s/n -200999, 4040 European, 4240 European, 4440 European, 300B s/n -383942, 302A s/n -383942, 310A s/n -351941, 401C s/n -383942, 440 Dubuque s/n 072797- OR Welland s/n 020582-, 440A Dubuque s/n 072797- OR Welland s/n 020582-, 440B Dubuque s/n 072797- OR Welland s/n 020582-, 440C s/n -405091, 510 s/n -161722, 540B s/n -405035, 570 s/n -405250, 570A s/n -405250, 640 s/n 403205-405035, JD500A s/n 123114-152141, JD600 s/n 119000-	\$870.00


Order No: WR-AR89834

Description	Retail
Hydraulic Pump Applications: 510, 8850 Features: 98 cm, Double Bank, Non-serialized body	\$1,550.00


Order No: WR-AR94660

Description	Retail
 Pump, Hydraulic, Assembly Applications: 540, 600, 3010, 4010, 4020, 4050, 4055, 4230, 4240, 4250, 4255, 4320, 4430, 4440, 4450, 4455, 4520, 4620, 4630, 4640, 4840, 6030, 7020, 7520 Features: 50 cm, Dual 1 1/16" Inlet Ports, 1 1/16" Discharge Port	\$870.00


Order No: WR-AR94661

Description	Retail
 Hydraulic Pump Assembly Applications: 4000, 4020, 4040, 4230, 4240, 4320, 4430, 4440, 4520, 4620, 4630, 4640, 4650, 4850, 8430, 8440, 8630, 8640 Features: 65 cm, 1 1/16" Discharge Port, 1 1/16" Inlet Port	\$925.00


Order No: WR-AR96176

Description	Retail
 Hydraulic Pump Applications: 510B Features: 65 cm, 1-5/16" Inlet Port On Both Sides, With Charge Pump	\$1,395.00

Order No: WR-AR97872

Description	Retail
 Pump, Hydraulic, Assembly Applications: 300, 500, 600, 2030, 2350, 2440, 2510, 2520, 2550, 2630, 2640, 2750, 2840, 2940, 2950, 3010, 3020, 3150, 4010, 4030 Features: 40 cm, 1 1/16" Discharge Port	\$870.00


Order No: WR-RE11213

Description	Retail
 Hydraulic Pump Assembly Applications: 8450, 8650 Features: 65 cm	\$1,098.00

Order No: WR-RE11716

Description	Retail
Hydraulic Pump Applications: 8850 Features: 100 cm, Double Bank, 3/3 Porting	\$1,995.00


Order No: WR-RE20839

Description	Retail
 Pump, Hydraulic, Assembly Applications: 4555, 4560, 4755, 4760, 4955, 4960 Features: 65 cm	\$999.00


Order No: WR-RE23381

Description	Retail
Hydraulic Pump Applications: 2555, 2755, 2855, 2955 Features: 40 cm, "Through Shaft" Pump	\$1,450.00

Order No: WR-RE28153

Description	Retail
 Pump, Hydraulic, Assembly Applications: 2250, 2450, 2650, 3650, 2155, 2355, 2555, 2755, 2955, 3055, 3255, 3155 Features: 40 cm, Serial Numbered Pump, with Electric De-Stroke Port	\$950.00

Order No: WR-RE33467


Description	Retail
 Pump, Hydraulic, Assembly Applications: 8560, 8570, 8760, 8770, 8870, 8960, 8970 Features: 3000 Series	\$2,450.00

Order No: WR-RE60267

Description	Retail
Hydraulic Pump Applications: 8100, 8200, 8300, 8400 Features: 45cc/rev	\$1,250.00

**Hydraulics: Repair Parts**

Order No: WN-AL40976

Description	Retail
 Load Control, Shaft, Kit Applications: 1640, 1830, 1840, 2030, 2040, 2040S, 2130, 2140, 2350, 2550, 2750, 2755 Features: Shaft, Bushing, Seal Kit	\$125.00


Order No: WN-AL71016

John Deere®


**Tractor: Hydraulics / Remotes**

**Hydraulics: Repair Parts**


**Order No: WN-AL71016**

Description	Retail
 Pump, Housing, Inlet Valve Applications: 1020, 2020, 1520, 2030, 2630, 2440, 2640, 2040, 2240, 1530, 2150, 2255, 2140, 3040, 3140, 2350, 2550, 2750, 2755, 2855N, 2355, 2555, 2155, 2355 Features: Complete Assembly	\$9.00


**Order No: WN-AL71017**

Description	Retail
 Pump, Housing, Outlet Valve Applications: 1020, 2020, 1520, 2030, 2630, 2440, 2640, 2040, 1530, 2150, 2255, 2140, 3040, 3140, 2350, 2550, 2750, 2755, 2855N, 2355, 2555, 2155, 2355N Features: Crankcase outlet Valve	\$22.00


**Order No: WN-AL71019**

Description	Retail
 Pump, Hydraulic, Housing, Valve Applications: 1020, 2020, 1520, 2030, 2630, 2440, 2640, 2040, 2240, 1530, 2150, 2255, 1640, 2140, 3040, 3140, 2350, 2550, 2750, 2755, 2355, 2555, 2155, 2355N Features: Stroke Control Valve	\$30.00


**Order No: WN-AR101238**

Description	Retail
 Pump, Hydraulic, Piston, Plug Shield Applications: JD300, JD301, JD400, JD401, 1020, 1520, 1530, 2020, 2030, 2040, 2240, 2440, 2630, 2640, 2755, 301A, 302, 3120, 401B Features: 8 Per Set	\$10.00


**Order No: WN-AR39041**

Description	Retail
 Pump, Hydraulic, Piston, Spring Applications: JD300, JD400, JD301, JD401, 301A, 401B, 302, 3120, 3030, 3130, 1830, 2030, 2130, 1020, 1120, 1030, 1130, 1630, Features: Pack of 8, Priced Individually	\$0.85


**Order No: WN-AR39052**

Description	Retail
 Pump, Hydraulic, Shaft, Seal Applications: 1020, 2020, 1520, JD301, JD401, 2030, 2630, 2040, 2440, 2640, 3120, 3030, 3130, 1530, 1830, 2030, 2130, 1020, 1120, 1030, 1130, 1630, 2150 Features: Pack of 2, Priced Individually	\$7.00


**Order No: WN-AR52224**

Description	Retail
 Hydraulic Pump Shaft Seal Applications: 1550, 1750, 1850, 1950, 2040, 2140, 2250, 2450, 2650, 2850, 3020, 3040, 3050, 3140, 3350, 3640, 3650, 4000, 4010, 4020, 4030, 4040, 4240, 4440, 4050, 4250, 4450, 4230, 4430, 4520, 4620, 4630, 4640, 4840, 4650, 4850, 5010, 5020, 6030, 7020, 7520	\$11.95

**Order No: WN-AR90378**


Description	Retail
 Pump, Housing, Solenoid Plug Applications: 3010, 4010, 5010, 3020, 4020, JD500, JD600, 2510, JD300, JD400, 5020, 4520, 3020, 4020, 4000, 2520, 4320, 4620, 7020, JD401, 2030, 6030, 7520	\$15.00

**Order No: WN-AR96408**


Description	Retail
 Pump, Hydraulic, Piston, Springs Applications: 4520, 4000, 4020, 4320, 4620, 4230, 4430, 4630, 8430, 8630, 8450, 8650, 4040, 4240, 4440, 4640, 4840, 4650, 4850, 8440, 8640, 4555, 4755, 4955	\$35.00

Features: Comes as a Set of 8 Which Contains 8-R71466 & 8-R71467


**Order No: WN-AR98993**

Description	Retail
 Pump, Hydraulic, Seal Kit Applications: 1020, 1030, 1040, 1120, 1130, 1140, 1350, 1520, 1530, 1550, 1630, 1640, 1750, 1830, 1840, 1850, 1950, 1950N, 2020, 2030, 2040, 2040S, 2120 Features: For Pumps with Keyed Shaft	\$25.00


**Order No: WN-FCV5172**

Description	Retail
 Pump, Housing, Valve Applications: 3010, 4010, 5010, 3020, JD500, JD600, 2510, JD300, 2520, 2030, 4030, 2630, 2440, 2640, 2940, 3030, 3130, 1830, 2130, 2840, 1640, 2040, 2040S Features: Flow Control Valve Set	\$24.00


**Order No: WN-JD8192**

Description	Retail
 Bearing Applications: 3010, 4010, 5010, 3020, 4020, JD500, JD600, 2510, JD300, JD400, 5020, 4520, 4000, 2520, 5020, 4320, 4620, 7020, JD401, 2030, 6030, 7520, 4030	\$26.00


**Order No: WN-JD8223**

Description	Retail
 Bearing, Race Applications: 3010, 4010, 5010, 3020, 4020, JD500, JD600, 2510, JD300, JD400, 5020, 4520, 4000, 2520, 5020, 4320, 4620, 7020, JD401, 2030, 6030, 7520, 4030	\$9.00


**Order No: WN-L34573**

Description	Retail
 Pump, Hydraulic, Shaft Applications: 2155, 2350, 2355, 2550, 2555, 2750 Features: Splined	\$134.29


**Order No: WN-L62442**

Description	Retail
 Pump, Hydraulic, Housing, Gasket Applications: 1020, 1030, 1120, 1130, 1350, 1520, 1530, 1550, 1630, 1640, 1750, 1830, 1850, 2020, 2030, 2040, 2240, 2355, 2440, 2555, 2630, 2640, 2755, 2855	\$2.25


**Order No: WN-R105583**

Description	Retail
 Pump, Hydraulic, Housing, Seat Applications: 1641, 1641F, 2141, 2251, 2251N, 2351, 2541, 2651, 2755, 2941, 2951, 3055, 3141, 3255, 3351, 3641, 3651, 4455, 8130, 8230, 8330, 8430, 8530 Features: Comes as a package of 8 priced individually	\$4.85

**Order No: WN-R27145**

Description	Retail
 Pump, Hydraulic, Shaft, Needle Bearings Applications: 3010, 4010, 5010, 4020, JD600, JD400, 5020, 4520, 3020, 4000, 5020, 4320, 4620, 7020, 6030, 4520, 4230, 4430, 4630, 5050, 4040, 4240, 4440 Features: Pack of 200, Priced Individually	\$0.35

**Order No: WN-R27150**

Description	Retail
 Pump, Hydraulic, Piston Applications: 3010, 4010, 5010, 3020, 4020, JD500, JD600, 2510, JD300, JD400, 5020, 4320, 4620, 7020, 2030, 6030, 7520, 4030, 4230, 4430, 4630, 2630, 2440, 2640, 2940, 8850, 4040, 4240, 4440, 4640, 4840, 4050, 4250, 4450, 4055, 4255, 4455, 3030, 3130, 1830, 2030, 2130, 2840, 1640, 2040, 2040S, 2140	\$12.00




**Tractor: Hydraulics / Remotes**

**Hydraulics: Repair Parts**


**Order No: WN-R27150**

Features: Packs of 8, Priced Individually Additional Models: 2350, 2550, 2750, 2950, 3150, 2955, 2755, 2355, 2555, 2155, 2355N, 3155, 3055, 3255, Industrial: JD310, JD500A, 510, JD544, JD544A, JD644A, 544B, 644B, 300B, 401C, 302A, 444, 844, 444C, 444CH, 544C, 410B, 10B, 710C, 310A, 310B, 415B, 515B; Cotton Picker: 9950, 9965, 9970


**Order No: WN-R27159**

 Description	Retail
Pump, Housing, Valve, Spring Applications: 3010, 4010, 5010, 3020, 4020, JD500, JD600, 2510, 1020, 2020, JD300, JD400, 5020, 4520, 4000, 1520, 2520, JD760, JD700, 4320, 4620, 7020, 2030 Features: Flow Control Valve Spring	\$3.75


**Order No: WN-R27167**

 Description	Retail
Pump, Housing, Valve, Spring Guide Applications: 3010, 4010, 5010, 3020, 4020, JD500, JD600, 2510, 1020, 2020, JD300, JD400, 5020, 4520, 4000, 1520, 2520, JD760, JD700, 4320, 4620, 7020, 2030 Features: Flow Control Valve Spring Guide	\$9.75


**Order No: WN-R27173**

 Description	Retail
Stroke Control Valve Filter Element Applications: 1830, 2030, 2130, 2350, 2440, 2520, 2550, 2630, 2640, 2750, 2840, 2940, 2950, 3010, 3020, 3030, 3130, 4000, 4010, 4020, 4030, 4040, 4230, 4240, 4320, 4430, 4440, 4520, 4620, 4630, 4640, 4840, 5010, 5020, 6030, 7020, 7520, 8430, 8440, 8630, 8640, 300, 300B, 302A, 310, 400, 401, 410C, 444 Features: Hydraulic Pump Additional Models: 8430 Model Year 1974-1981; Industrial: 500, 500A, 500B, 540A, 544, 544A, 544B, 544C, 570, 570A, 600, 640, 644, 644A, 644B, 644C, 646, 646B, 646C, 670A, 672A, 70A, 740, 760, 760A, 770A, 772A; Skidder: 440, 440A, 440B, 440C, 540, 540B	\$7.00


**Order No: WN-R27174**

 Description	Retail
Pump, Hydraulic, Filter, Packing Applications: 3010, 4010, 5010, 3020, 4020, JD500, JD600, 2510, 1020, 2020, JD300, JD400, 5020, 4520, 4000, 1520, 2520, JD760, JD700, 4320, 4620, 7020, 2030 Features: Pack of 5, Priced Individually	\$1.25


**Order No: WN-R31781**

 Description	Retail
Pump, Housing, Valve, Spring Applications: 3010, 4010, 5010, 3020, 4020, JD500, JD600, 2510, JD300, JD400, 5020, 44520, 4000, 2520, JD760, JD700, 4320, 4620, 7020, JD401, 2030, 6030 Features: Spring	\$4.85


**Order No: WN-R34348**

 Description	Retail
Hydraulic Pump Shaft Applications: 3010, 4010, 5010, 4020, JD600, JD400, 5020, 4520, 3020, 4000, 5020, 4320, 4620, 7020, 6030, 7520, 4230, 4430, 4630, 4040, 4240, 4440, 4640, 4840, JD600, JD300, JD401, JD500A, JD544, JD544A, JD644A, JD500B, JD760A, JD700A, JD310, 510, 544B, 644B, 300B, 401C, 302A, 444, 444C, 544C Features: Additional Models: 310A, 310B	\$70.00


**Order No: WN-R34349**

 Description	Retail
Pump, Hydraulic, Shaft, Spacer Applications: 3010, 4010, 5010, 3020, JD500, JD600, 2510, JD300, 2520, 2030, 4030, 2630, 2440, 2640, 2940, 3030, 3130, 1830, 2030, 2130, 2840, 1640, 2040	\$5.00


**Order No: WN-R39070**

 Description	Retail
Pump, Hydraulic, Piston, Spring, Guide Applications: 1020, 2020, JD300, JD400, 1520, JD301, JD401, 2030, 2630, 2440, 2640, 2040, 1020, 1120, 2755, Features: Pack of 10, Priced Individually	\$0.80


**Order No: WN-R39073**

 Description	Retail
Pump, Hydraulic, Shaft, Rollers Applications: 1020, 2020, 1520, 2030, 2630, 2440, 2640, 401D, 3120, 3030, 3130, 1530, 1830, 2030, 2130, 1020, 2150, 2255, 2140, 3040, 2350, 2550, 2750, 2755, Features: Needle Bearings, Package of 50, Priced Each Additional Applications: 2355, 2555, 2155, 2355,	\$0.28


**Order No: WN-R39112**

 Description	Retail
Pump, Hydraulic, Outlet Valve, Plug Applications: 3010, 4010, 5010, 3020, 4020, JD500, JD600, 2510, 1020, 2020, JD300, JD400, 5020, 4520,	\$3.75


**Order No: WN-R39319**

 Description	Retail
Pump, Hydraulic, Shaft Applications: 1020, 1030, 1040, 1120, 1130, 1140, 1350, 1520, 1530, 1550, 1630, 1640, 1641F, 1750, 1830, 1850, 1950, 1950N, 2020, 2030, 2040, 2040S, 3120 Features: Keyed	\$69.00


**Order No: WN-R39843**

 Description	Retail
Hydraulic Pump Shaft Applications: 1640, 1830, 1840, 2030, 2040, 2130, 2140, 2440, 2510, 2520, 2630, 2640, 2840, 2940, 3010, 3020, 3030, 3040, 3130, 4010, 4020, 4030, 5010, 5020	\$71.00


**Order No: WN-R45422**

 Description	Retail
Pump, Hydraulic, Shaft, Needle Bearings Applications: 3010, 4010, 5010, 3020, 4020, JD500, JD600, 2510, 5020, 4520, 4000, 2520, 4320, 4620, 7020, 2030, 6030, 7520, 4030, 4230, 4430, 4630, 2630 Features: Pack of 25, Priced Individually	\$0.45

**Order No: WN-R45438**

 Description	Retail
Pump, Hydraulic, Piston, Plug Applications: 3010, 4010, 5010, 3020, 4020, JD500, JD600, 2510, JD300, JD400, 5020, 4520, 3020, 4000, 2520, 5020, 4320, 4620, 7020, JD401, 2030, 6030, 7520 Features: Pack of 8, Priced Individually	\$4.00

**Order No: WN-R45874**

 Description	Retail
Pump, Hydraulic, Bearing Race Applications: 2030, 2440, 2510, 2520, 2630, 2640, 2840, 2940, 3010, 3020, 4000, 4010, 4020, 4030, 4040, 4230, 4320, 4430, 4520, 4620, 4630, 4640, 4840 Features: For Non Serialized Pump Shafts	\$32.00


**Order No: WN-R49297**

John Deere®


**Tractor: Hydraulics / Remotes**

**Hydraulics: Repair Parts**


Order No: WN-R49297

	Description	Retail
	Pump, Hydraulic, Housing, Outlet Valve, Disk Applications: 1020, 2510, 2630, 3010, 3020, 4010, 4020, 4040, 4055, 4230, 4240, 4255, 4430, 4440, 4455, 4630, 4640, 4840, 5010, 8440, 8560, 8640, 8760, 8960 Features: 25 per Bag/Priced Individually	\$1.10


Order No: WN-R56749

	Description	Retail
	Pump, Hydraulic, Piston, Plug Shield Applications: 1640, 1830, 2030, 2040, 2040S, 2130, 2140, 2155, 2350, 2355, 2355N, 2550, 2555, 2750, 2755, 2950, 2955, 3030, 3055, 3130, 3150, 3155, 4350 Features: Set of 8, 40-50cm <sup>3</sup> Pumps	\$8.00


Order No: WN-R60732

	Description	Retail
	Pump, Hydraulic, Washer, Thrust Applications: 2510, 2520, 2630, 2640, 2840, 2940, 3010, 3020, 4010, 4020, 4030, 4040, 4230, 4240, 4430, 4440, 4630, 4640, 4840, 5010, 5020, 6030, 7520	\$15.00


Order No: WN-R62372

	Description	Retail
	Pump, Hydraulic, Piston, Spring Applications: 300, 300B, 302, 302A, 310, 310A, 340, 400, 401, 401C, 410, 410B, 415, 415B, 440, 444, 444C, 444CH, 500, 500A, 500B, 510, 515, 515B, 540, 540A, 544, 3010, 4010, 5010, 3020, 4020, JD500, JD600, 2510, 5020, 4520, 4000, 2520, 5020, 4320, 4620, 7020, 6030, 7520, 4030, 4230, 4430, 4630, 8430 Features: Pack of 8, Priced Individually Fits John Deere Construction & Industrial(s) 544, 544B, 570, 570A, 600, 640, 644, 644A, 644B, 646, 646B, 670, 670A, 672, 672A, 700, 700A, 740, 740A, 760, 760A, 770, 770A, 772, 772A	\$2.80


Order No: WN-R63022

	Description	Retail
	Pump, Hydraulic, Piston Applications: 1020, 1030, 1120, 1520, 1530, 1830, 2020, 2030, 2040, 2130, 2240, 2440, 2630, 2640, 3030, 3120, 3130, 7440, 7445, 9920, 9930, 9940, 9950 Features: AR103033 Hydraulic Pump Piston, Pack of 8, Priced Individually	\$12.00


Order No: WN-R63629

	Description	Retail
	Pump, Hydraulic, Shaft, Bearing Race Applications: 1020, 1030, 1040, 1120, 1130, 1140, 1350, 1140, 1350, 1520, 1530, 1550, 1630, 1640, 1641F, 1750, 1830, 1850, 1950, 1950N, 2020, 2030, 3120	\$19.00


Order No: WN-R66164

	Description	Retail
	Pump, Hydraulic, Shaft, Thrust Washer Applications: 1020, 1030, 1040, 1120, 1130, 1140, 1350, 1520, 1530, 1550, 1630, 1640, 1641F, 1750, 1830, 1850, 1950, 1950N, 2020, 2030, 2040, 2040S, 3120	\$6.00


Order No: WN-R68381

	Description	Retail
	Pump, Hydraulic, Filter Applications: 1020, 2020, JD300, JD400, 1520, JD301, JD401, 2030, 2630, 2440, 2640, 2040, 2240, 3120, 3030, 3130, 1530, 1830, 2030, 2130, 1120, 1640, 2755	\$9.00


Order No: WN-R68382

	Description	Retail
	Pump, Hydraulic, Filter, Packing Applications: 1020, 2020, JD300, JD400, 1520, JD301, JD401, 2030, 2630, 2440, 2640, 2040, 2240, 3120, 3030, 3130, 1530, 1830, 2030, 2130, 2040, 1120, 1640 Features: Pack of 10, Priced Individually	\$1.00


Order No: WN-R70867

	Description	Retail
	Pump, Housing, Valve Applications: 3010, 4010, 5010, 3020, 4020, JD500, JD600, 2510, JD300, JD400, 5020, 4520, 4000, 2520, JD760, JD700, 5020, 4320, 4620, 7020, JD401, 2030 Features: Crankcase Outlet Valve	\$18.00


Order No: WN-R70868

	Description	Retail
	Pump, Housing, Valve, Spring Applications: 3010, 4010, 5010, 3020, 4020, JD500, JD600, 2510, JD300, JD400, 5020, 4520, 4000, 2520, JD760, JD700, 4320, 4620, 7020, JD401, 2030, 6030 Features: Crankcase Outlet Valve Spring	\$2.00


Order No: WN-R70976

	Description	Retail
	Pump, Hydraulic, Piston Applications: 4000, 4020, 4040, 4230, 4240, 4320, 4430, 4440, 4520, 4555, 4620, 4630, 4640, 4650, 4755, 4840, 4850, 4955, 8430, 8440, 8450, 8630, 8640, 8650 Features: Standard 65 cm, Packs of 8, Priced Individually	\$16.00


Order No: WN-R71321

	Description	Retail
	Pump, Housing, Valve Applications: 3010, 4010, 5010, 3020, 4020, JD500, JD600, 2510, JD300, JD400, 5020, 44520, 4000, 2520, JD760, JD700, 4320, 4620, 7020, JD401, 2030, 6030 Features: Spring Guide	\$13.00


Order No: WN-R72507

	Description	Retail
	Pump, Hydraulic, Shaft, Thrust Washer Applications: 3010, 3020, 4000, 4010, 4020, 4040, 4050, 4055, 4320, 4430, 4455, 4520, 4620, 4630, 4640, 4840, 5010, 5020, 6030	\$11.00


Order No: WN-R77611

	Description	Retail
	Pump, Hydraulic, Seal Ring Applications: 4640, 4650, 4850, 5010, 5020, 6030, 7020, 7520, 8430, 8450, 8560, 8570, 876, 68630, , 8650, 8770, 8850, 8876, 8960, 8970, 9950, 9960, , 9965, 9970	\$3.00

Order No: WN-R78293

	Description	Retail
	Pump, Hydraulic, Inlet Valve, Plug Applications: 3010, 4010, 5010, 3020, 4020, JD500, JD600, 2510, JD300, JD400, 5020, 4520, 4000, 2520, 5020, 4320, 4620, 7020, JD401, 2030, 6030, 7520, 4030 Features: Pack of 8, Priced Individually	\$4.00

Order No: WN-R79150


	Description	Retail
	Pump, Hydraulic, Shaft Applications: 1640, 2030, 2040, 2140, 2440, 2510, 2520, 2630, 2640, 2840, 2940, 2940, 3010, 3020, 3040, 3140, 4010, 4030, 5010, 6040, 9950, 9960, 9965, 9970 Features: Used in 40 cm Serialized Pumps	\$95.00

Order No: WN-R79151


**Tractor: Hydraulics / Remotes**

**Hydraulics: Repair Parts**


Order No: WN-R79151

 Description	Retail
Pump, Hydraulic, Shaft, Spacer Applications: 2030, 2440, 2510, 2520, 2630, 2640, 2940, 3010, 3020, 4010, 4020, 4030, 4040, 4050, 4230, 4240, 4320, 4430, 4440, 4520, 4620, 4630, 5010, 6030 Features: Pack of 2, Priced Individually	\$3.00


Order No: WN-R79152

 Description	Retail
Pump, Hydraulic, Shaft Applications: 1640, 1830, 1840, 2040, 2040S, 3010, 3020, 3030, 3130, 4000, 4010, 4020, 4040, 4050, 4055, 4230, 4240, 4250, 4255, 4320, 4350, 4450, 4455, 4520, 4620, 4630, 4640, 4840, 5010, 5020, 6030, 7020, 7520, 300, 300B, 302, 302A, 310, 340, 340D, 400, 401, 440, 444, 444C, 448, 448D, 500, 510, 540 Features: Used in 50 cm Serialized Pumps Additional Industrial Applications: 540A, 540B, 540D, 544, 544C, 548, 548D, 570, 570A, 570B, 600, 640, 640D, 648, 648D, 700, 700A, 760, 760A	\$78.00


Order No: WN-R79154

 Description	Retail
Hydraulic Pump Shaft Applications: 3140, 4000, 4020, 4040, 4230, 4240, 4430, 4440, 4520, 4555, 4620, 4630, 4640, 4650, 4755, 4840, 4850, 4955, 8430, 8440, 8450, 8630, 8640, 8650, 310B, 410, 500C, 610B, 640, 644C, 670, 670A, 670B, 672A, 672B, 740, 740A, 762, 762A, 762B, 770A, 770B, 772A, 772B Features: Used in 65 cm Serialized Pumps	\$78.00


Order No: WN-R79156

 Description	Retail
Hydraulic Pump Shaft Applications: 3140, 4000, 4020, 4040, 4230, 4240, 4320, 4430, 4440, 4520, 4620, 4630, 4640, 4840, 8430, 8440, 8630, 8640 Features: Used in 65 cm Non-Serialized Pumps 8430 Model Year 1974-1981	\$78.00


Order No: WN-R80558

 Description	Retail
Pump, Hydraulic, Bearing Race Applications: 2030, 2155, 2355, 2440, 2510, 2520, 2555, 2630, 2640, 2755, 2840, 2855N, 2940, 2955, 3010, 3020, 3055, 3155, 3255, 4000, 4010, 4020, 4030, 4040 Features: Race, Needle Bearing	\$55.00

Order No: WN-R80661

 Description	Retail
Piston Applications: 3000 series pumps	\$23.75


Order No: WN-RE10712

 Description	Retail
Pump, Hydraulic, Housing, Valve Applications: 2030, 2155, 2350, 2355, 2440, 2510, 2520, 2550, 2555, 2630, 2640, 2750, 2755, 2840, 2855N, 2940, 2955, 3010, 3020, 3055, 3150, 3155, 3255, 3640 Features: Stroke Control Valve	\$39.00


Order No: WN-RE13271

 Description	Retail
Pump, Housing, Destroke Valve Applications: 3010, 4010, 5010, 3020, 4020, JD500, JD600, 2510, JD300, JD400, 5020, 44520, 4000, 2520, JD760, JD700, 4320, 4620, 7020, JD401, 2030, 6030 Features: Manual Destroke	\$28.00


Order No: WN-RE23382

 Description	Retail
Pump, Housing, Outlet Valve Applications: 8640, 4055, 4255, 4455, 4555, 4755, 4955, 4560, 4760, 4960, 3030, 3130, 1830, 2030, 2130, 2040, 2240, 2840, 2150, 2255, 22350, 2550, 2750, 2950, 3150, 2955, 2755, 2855N, 2355, 2555, 2155, 2355N, 3155, 3055, 3255, 2755, 8130, 8230, 8330, 8430, 8530, 8640, 4055, 4255, 4455, 4555, 4755, 4955, 4560, 4760, 4960, 3030, 3130, 1830, 2030, 2130, 2040, 2240, 2840, 2150, 2255, 2350, 2550, 2750, 2950, 3150, 2955, 2755, 2855N, 2355, 2555, 2155, 2355N, 3155, 3055, 3255, 2755, 8130, 8230, 8330, 8430, 8530 Features: Pack of 8, Priced Individually	\$5.75


Order No: WN-RE29103

 Description	Retail
Pump, Hydraulic, Seal Kit Applications: 2510, 2520, 2630, 2640, 2840, 2940, 3010, 3020, 4010, 4020, 4030, 4040, 4230, 4240, 4320, 4430, 4440, 4455, 4520, 4620, 4630, 4640, 4840, 5010 Features: Splined Shaft	\$50.00


Order No: WN-RE29104

 Description	Retail
Pump, Hydraulic, Seal Kit Applications: 4000, 4020, 4040, 4230, 4430, 4440, 4520, 4620, 4630, 4640, 4840, 8430 Features: 65 cm Non-Serialized, Splined Shaft	\$59.00


Order No: WN-RE29107

 Description	Retail
Pump, Hydraulic, Seal Kit Applications: 2155, 2350, 2630, 2755, 2840, 2950, 3010, 3020, 3155, 4000, 4010, 4020, 4030, 4040, 4050, 4055, 4430, 4440, 4450, 4455, 4630, 4640, 4840, 5010 Features: 40 cm 3 (2.4 In. 3) or 50 cm 3 (3 In. 3)	\$58.00


Order No: WN-RE29109

 Description	Retail
Hydraulic Pump Seal Kit Applications: 4520, 4000, 4020, 4320, 4620, 4230, 4430, 4630, 8430, 8630, 8450, 8650, 4040, 4240, 4440, 4640, 4840, 4650, 4850, 8440, 8640, 4555, 4755, 4955, 4560, 4760, 4960 Features: 65 CM (4 in 3)	\$55.00

Order No: WN-RE73947


 Description	Retail
Hydraulic Pump Applications: 5410, 5510, 5510N, 5415, 5415H, 5425, 5615, 5715, 5715HC, 5425N, 5725N, 5083E, 5093E, 5076E, 5076EL, 5076EF, 5082E, 5090E, 5090EL, 5090EH, 5605, 5705, 5420, 5520, 5603, 5101E, 5083E, 5093E, 5705, 5420, 5520, 5603, 5101E, 5083E, 5093E Features: Includes Elbow and Gear 5410 SN 243687-, 5510 SN 251892-, 5510N SN 357006-	\$825.00

Order No: WN-T22914

 Description	Retail
Shaft, Hydraulic Pump Applications: 1020, 2020, 1520, 2030, 2630, 2440, 2640, 1530, 1830, 2030, 2130, 2040, 2240, 1020, 1120, 1030, 1130, 1630, JD300, JD301, 301A, 302, JD400, JD401, 401B, 401C Features: Keyed Length: 4.770", Key Hole: .877"	\$40.00

**Remotes / Couplers: Hydraulic Couplers**

Order No: WN-2002

 Description	Retail
Coupler, Hydraulic, Lever Applications: 2520, 3020, 4020, 4030, 4040, 4050, 4055, 4240, 4250, 4255, 4440, 4450, 4455, 4640, 4650, 4755, 4760, 4840, 4850, 4960, 8430, 8440, 8450, 8630 Features: Connects and Disconnects Hoses to	\$24.75

John Deere®




**Tractor: Hydraulics / Remotes**

**Remotes / Couplers: Hydraulic Couplers**


**Order No: WN-2002**

Couplers 8640, 8650, 8760, 8770, 8850, 8870, 8960, 8970

**Order No: WN-2004**

Description	Retail
 Coupler, Hydraulic, Lever Applications: 2520, 3020, 4020, 4030, 4040, 4050, 4055, 4240, 4250, 4255, 4440, 4450, 4455, 4640, 4650, 4755, 4760, 4840, 4850, 4960 Features: Operates Hydraulic Valve From Rear Of Tractor	\$24.75


**Order No: WN-2102**

Description	Retail
 Coupler, Hydraulic, Cover Applications: 2520, 3020, 4020, 4030, 4040, 4050, 4055, 4240, 4250, 4255, 4440, 4450, 4455, 4640, 4650, 4755, 4760, 4840, 4850, 4960, 8430, 8440, 8450, 8630, 8640, 8650, 8760, 8770, 8850, 8870, 8960, 8970 Features: Numbered, Keeps Dirt out of Hydraulic Couplers	\$31.75


**Order No: WN-A3613R**

Description	Retail
 Valve, Coupler Applications: Late A, Late B, Late G, R, 50, 60, 70 Features: For Swing Lever Style Coupler	\$44.00

**Order No: WN-AA5534R**


Description	Retail
 Valve, Coupler Applications: A, AH, AN, ANH, AO, AR, AW, AWH, BN, BNH, BW, BW40, BWH, BWH40, G, GH, GM, GN, GW, B, MC Features: W/ Cover & Washer, 1/2" Pipe Thread GW, B both for tractors with locking nut style coupler, MC S/N -36947	\$43.75

**Order No: WN-RE206776**


Description	Retail
 Valve, Coupler, O-ring Kit Applications: 2010, 3010, 4010, 5010, 3020, 4020, 2510, 1020, 2020, 5020, 4520, 3020, 4000, 1520, 2520, 5020, 4320, 4620, 7020, 2030, 6030, 7520, 4030, 4230, 4430, 4630, 2630, 8430, 8630, 2440, 2640, 2940, 2040, 2240, 4040, 4240, 4440, 4640, 4840, 8440, 8640, 1530, 2040, 2240, 2840, 1640, 2140, 3040 Features: SCV, ISO Coupler, O-ring Kit	\$19.50

**Remotes / Couplers: Remote Valve Assemblies**


**Order No: WN-AL34593**

Description	Retail
 Valve, Selective Control Applications: 3120, 3030, 3130, 1830, 2030, 2130, 1020, 1120, 1030, 1130, 1630, 2150, 2255, 1640, 2040, 2040S, 2140, 3040, 3140, 2350, 2550, 2750, 2950, 2955, 3120, 3030, 3130, 1830, 2030, 2130, 1020, 1120, 2955, 2755, 2855N, 2355, 2555, 2155, 2355N, 3155, 3055, 3255 Features: Top Stack	\$250.00


**Order No: WN-AL34595**

Description	Retail
 Selective Control Valve Center Stack Applications: 3120, 3030, 3130, 1830, 2030, 2130, 1020, 1120, 1030, 1130, 1630, 2150, 2255, 1640, 2040, 2040S, 2140, 3040, 3140, 2350, 2550, 2750, 2950, 2955, 2755, 2855N, 2355, 2555, 2155, 2355N, 3155, 3055, 3255	\$185.00


**Order No: WN-AL34595-C**

Description	Retail
 Selective Control Valve Single Valve Assembly Applications: 830, 840, 930, 940, 1020, 1030, 1040, 1120, 1130, 1140, 1350, 1550, 1630, 1635, 1640, 1750, 1830, 1850, 1950, 2020, 2030, 2035, 2040, 2120, 2130, 2135, 2140, 2150, 2155, 2250, 2350, 2355, 2450, 2550, 2555, 2650, 2750, 2755, 2850, 2855, 2950, 2955, 3030, 3040, 3050, 3120, 3130, 3135, 3140 Features: Additional Models 3150, 3155, 3255, 3350, 3640, 3650	\$395.00


**Order No: WN-AL34595-C2**

Description	Retail
 Selective Control Valve Applications: 940, 1020, 1030, 1040, 1120, 1130, 1140, 1350, 1550, 1630, 1640, 1750, 1830, 1850, 1950, 2020, 2030, 2040, 2120, 2140, 2150, 2155, 2250, 2350, 2355, 2450, 2550, 2555, 2650, 2750, 2755, 2850, 2855, 2950, 2955, 3030, 3040, 3050, 3055, 3120, 3130, 3140, 3150, 3155, 3255, 3350, 3640, 3650 Features: Dual Valve Assembly Additional Application: 840	\$725.00


**Order No: WN-AR102602**

Description	Retail
 Valve, Selective Control Applications: 4050, 4055, 4250, 4255, 4450, 4455, 4555, 4560, 4650, 4755, 4760, 4850, 4955, 4960, 8450, 8650, 8850 Features: For 3rd Valve Position, This Is The SCV Only	\$2,292.00


**Order No: WN-HCGADV**

Description	Retail
 Valve, Add A Valve Applications: 40, 50, 60, 70, 420, 430, 520, 530, 620, 630, 720, 730, 1010, 1020, 1520, 1530, 2010, 2020, 203, 02040, 2240, 2440, 2510, 2520, 2530, 2550, 2555 Features: 15 GPM Outlet, 3000 PSI	\$513.00


**Order No: WN-R41446**

Description	Retail
 Valve, Selective Control, Cover Applications: 4520, 3020, 4000, 4020, 2520, 4320, 4620, 6030, 4030, 4230, 4430, 4630, 8430, 8630, 8450, 8650, 4040, 4240, 4440, 8440, 8640	\$75.00


**Order No: WN-VFG1009**

Description	Retail
 Valve, 2 Spool Applications: 148 Features: Monoblock, DBL Acting, 9 Gal/Min, ORB Fittings 148 Loader	\$155.31

**Order No: WR-AR82561**

Description	Retail
 Selective Control Valve Applications: 3020, 4000, 4020, 4320, 4520, 4620, 7020, 2520, 5020, 6030, 7520, 4030, 4230, 4430, 4630, 8430, 8630, 4040, 4240, 4440, 4640, 4840, 8440, 8640 Features: Rebuilt, Upper and Lower, New Valves and O-rings 3rd or 4th Valve, To validate your warranty: A contaminated system should be completely flushed by an authorized dealer. Use new, clean fluid and filters	\$915.00

**Order No: WR-AR82561-ISO**

Description	Retail
 Selective Control Valve Applications: 4030, 4040, 4230, 4240, 4430, 4440, 4520, 4620, 4630, 4640, 4840, 8430, 8440, 8630, 8640, Features: ISO Coupler	\$915.00

**Order No: WR-AR85251**

John Deere®


**Tractor: Hydraulics / Remotes**

**Remotes / Couplers: Remote Valve Assemblies**

**Order No: WR-AR85251**

Description	Retail
Selective Control Valve Applications: 4030, 4230, 4430, 4520, 4630 Features: Triple When Equipped with Dual Selective Control	\$675.00

**Order No: WR-RE238324**




Description	Retail
Selective Control Valve Applications: 4050, 4055, 4250, 4255, 4450, 4455, 4560, 4650, 4755, 4760, 4850, 4955, 4960, 8450, 8560, 8570, 8650, 8850, 8760, 8770, 8850, 8870, 8960, 8970 Features: 1st & 2nd, New Seals & Plungers 1st or 2nd Valve	\$1,150.00

**Remotes / Couplers: Remote Valve Parts**

**Order No: WN-9314-001**


Description	Retail
Valve, Selective Control, Triple, Solenoid Applications: Various Features: Splits Single Valve Into 3 Valves	\$425.00

**Order No: WN-AA3744R**




Description	Retail
Hydraulic, Valve, Control Lever Applications: A, B, G Features: Powr-Trol	\$47.50

**Order No: WN-AL31925**




Description	Retail
Valve, Pressure Relief Applications: 2140, 3040, 3140, 2350, 2550, 2750, 2950, 3150, 2955, 2755, 2355, 2555, 2155, 2355N, 3155, 3055, 3255,	\$170.00

**Order No: WN-AR71188**




Description	Retail
Selective Control Valve Cover Applications: 2520, 3020, 4000, 4020, 4030, 4230, 4320, 4430, 4630, 8430, 8630 Features: Thin, 7/8" Thickness 3020 S/N 123000-, 4000 S/N 201000-, 4020 S/N 201000-, 4030 Model 10RS-2-, 8630 S/N -002452	\$115.00

**Order No: WN-AR71189**




Description	Retail
Valve, Plate, Triple Applications: 2520, 3020, 4000, 4020, 4030, 4230, 4320, 4430, 4520, 4620, 4630, 8430, 630 Features: Thin Plate 3020 S/N 123000-, 4020 S/N 201000-, 8430 S/N -1740, 630 S/N -2452	\$350.00

**Order No: WN-AR71331**



Description	Retail
Valve, Hydraulic, Auxiliary Outlet Kit Applications: 4030, 4050, 4055, 4230, 4240, 4250, 4255, 4430, 4440, 4450, 4455, 4555, 4560, 4630, 4640, 4650, 4755, 4760, 4840, 4850 Features: Includes Cap Screws, Packing, Manifold, O-Rings, Elbow Fittings Auxiliary hydraulic outlet kit. Kit includes (4) 7/16" x 2-3/4" cap screws, (2) packing, manifold, (3) O-rings, (1) 90 degree elbow fitting, (2) back-up rings, (1) elbow fitting, (1) 90 degree fitting, (1) rod, (1) Pin fastener, (1) 3.200 x 20 mm cotter pin.	\$198.13


**Order No: WN-AR73897**



Description	Retail
Selective Control Valve Cover Plate Applications: 4030, 4040, 4040S, 4230, 4240, 4240S, 4350, 4430, 4440, 4630, 4640, 4840, 8430, 8440, 8630, 8640 Features: Includes Plugs and Spool Valve 4030 S/N 12618-, 4230 S/N 27855-, 4430 S/N 44905-,	\$495.00


4630 S/N 16903-, 8430 S/N 001741-, 8630 S/N 002453-, 8430 Model Year 1974-1981

**Order No: WN-AR82561ISOKIT**




Description	Retail
Valve, Selective Control, Rebuild Kit Applications: 3020, 4000, 4020, 4320, 4520, 4620, 7020, 2520, 5020, 6030, 7520, 4030, 4230, 4430, 4630, 8430, 8630, 4040, 4240, 4440, 4640, 4840, 8440, 8640 Features: Includes 4 valves, Top O-ring Kit, ISO Barrel O-ring kit	\$134.00

**Order No: WN-AR82561JDKIT**




Description	Retail
Valve, Selective Control, Rebuild Kit Applications: 3020, 4000, 4020, 4320, 4520, 4620, 7020, 2520, 5020, 6030, 7520, 4030, 4230, 4430, 4630, 8430, 8630, 4040, 4240, 4440, 4640, 4840, 8440, 8640 Features: Includes 4 valves, Top O-ring Kit, JD Barrel O-ring kit	\$140.00

**Order No: WN-AR82570**




Description	Retail
Valve, Coupler, Ring Kit Applications: 1020, 2010, 2020, 2030, 2240, 2440, 2510, 2630, 2640, 2940, 3010, 4020, 4030, 4040, 4230, 4240, 4430, 4440, 4620, 4640, 4840, 8430, 8440, 8640 Features: SCV, JD Coupler, O-ring Kit	\$18.50

**Order No: WN-AR86535**




Description	Retail
Valve, Selective Control Applications: 1020, 1520, 1530, 2020, 2030, 2040, 2155, 2240, 2355, 2440, 2520, 2555, 2630, 2640, 2750, 2755, 2840, 2940, 2955, 3020, 3055, 3155, 3255, 4000, 4020, 4030, 4040, 4050, 4055, 4230, 4240, 4250, 4255, 4320, 4430, 4440, 4450, 4455, 4520, 4555, 4560, 4620, 4630, 4640, 4650, 4755, 4760, 4840 Features: Return & Pressure Valve 4850, 4955, 4960, 5020, 6030, 7020, 7520, 8430 Model Year 1974-1981, 8440, 8450, 8560, 8570, 8630, 8640, 8650, 8760, 8770, 8850, 8870, 8960, 8970	\$25.00

**Order No: WN-R34235**




Description	Retail
Valve, Selective Control, Lever Applications: 3020, 4020, 2510 Features: Dual Hydraulics Dash Lever	\$15.00

**Order No: WN-R34397**




Description	Retail
Valve, Selective Control, Outlet Socket Applications: JD300, JD400, JD500, JD600, JD700, 1010, 1020, 1520, 2010, 2020, 2510, 2520, 3020, 350, 350B, 4000, 4020, 4320, 450, 450B, 4520, 5010, 5020	\$50.00

**Order No: WN-R45306**



Description	Retail
Valve, Selective Control, Rod Applications: 3010, 4010, 5010, 3020, 4020, 2510, 5020 Features: Dual Hydraulics Linkage Rod	\$12.00

**Order No: WN-R49186**



Description	Retail
Selective Control Valve Plate Applications: 300B, 1020, 1520, 1530, 2020, 2030, 2040, 2150, 2240, 2255, 2350, 2440, 2510, 2550, 2630, 2640, 2750, 2840, 2940, 2950, 3010, 3020, 4010, 4020, 5010, 5020, 7020, 7520 Features: Can change a single valve into a dual valve by changing end plate and reversing lever. Also fits 5010, 5020, 7020, 7520. 3020 and 4020 early models only.	\$25.00

**Order No: WN-R76061**


**Tractor: Hydraulics / Remotes**

**Remotes / Couplers: Remote Valve Parts**

Order No: WN-R76061


Description	Retail
Valve, Plate, Triple Applications: 4050, 4055, 4250, 4255, 4450, 4455, 4555, 4560, 4650, 4755, 4760, 4850, 4955, 4960 Features: Thick 3rd Valve Plate and Linkage Only	\$1,231.00

Order No: WN-RE10924




Description	Retail
Selective Control Valve O-ring Kit Applications: 600, 1020, 300, 400, 4520, 3020, 1520, 2520, 700, 5020, 4620, 7020, 301, 401, 6030, 4030, 4230, 4430, 4630, 8430, 8630, 2440, 2640, 2940, 8850, 8450, 8650, 4040, 4240, 4440, 4640, 4840, 4050, 4250, 4450, 4650, 8440, 8640, 8560, 8760, 8960, 4055, 4255, 4455, 45555, 4755, 4955, 4560, 4760 Features: SCV, Valve O-ring Kit Additional Tractor Applications: 4960, 8570, 8770, 8870, 8970, 2150, 2255, 1640, 2040, 2140, 3040, 3140, 2350, 2550, 2750, 2950, 3150, 1550, 1750, 1750, 1850, 1850N, 2955, 2755, 2855N, 3155, 3055, 3255, Additional Industrial Applications: 540, 540A, 440, 440A, 440B, 301A, 300B, 401B, 401C, 302A, 401D	\$28.00

Order No: WN-RE206778




Description	Retail
Hydraulic Coupler Conversion Kit Applications: 1020, 1520, 1530, 2020, 2030, 2040, 2240, 2440, 2520, 2630, 2640, 2840, 2940, 3020, 4000, 4020, 4030, 4040, 4240, 4320, 4430, 4440, 4520, 4620, 4630, 4640, 4840, 5020, 6030, 7020, 7520, 8430, 8440, 8630, 8640 Features: ISO Coupler Conversion Kit	\$194.00

Order No: WN-RE256693



Description	Retail
Valve, Selective Control, Coupler Applications: 7600, 7700, 7800, 7200, 7400, 7210, 7410, 7510, 7610, 7710, 7810, 8120, 8220, 8320, 8420, 8520, 8120T, 8220T, 8320T, 8420T, 8520T, 9120, 9220, 9320, 9420, 9520, 9620, 7720, 7820, 7920, 9320T, 9420T, 9520T, 9620T, 8225R, 8245R, 8470R, 8295R, 8320R, 8345R, 9295RT, 8320RT, 8345RT Features: Additional Models: 8235R, 8260R, 8285R, 8310R, 8335R, 8360R, 8310RT, 8335RT, 8360RT, 7200R, 7215R, 7230R, 7260R, 7280R, 9360R, 9410R, 9460R, 9510R, 9560R, 9460RT, 9510RT, 9560RT, 9230, 9330, 9430, 9530, 9630, 9430T, 9530T, 9630T, 7630, 7730, 7830, 7930, 8130, 8230, 8330, 8430, 8530, 8230T, 8330T, 8430T, 7210R, 7230R, 7250R, 7270R, 7290R, 8245R, 8270R, 8295R, 9320R, 8345R, 8370R, 8320RT, 8345RT, 8370RT, 8335R, 7310R, 9370R, 9420R, 9470R, 9520R, 9570R, 9620R, 9470RT, 9520RT, 9570RT,	\$89.00


Order No: WN-RE66985



Description	Retail
Valve, Coupler, Ring Kit Applications: 4050, 4250, 4450, 4650, 4850, 4055, 4255, 4455, 4555, 4755, 4955, 4560, 4760, 4960, 8450, 8650, 8850, 8560, 8760, 8960, 8570, 8770, 8870, 8970 Features: 50 Series Barrel O-ring Kit	\$29.00

**Tanks, Lines, Hoses, Attenuators, Miscellaneous: Attenuators**

Order No: WN-RE17477




Description	Retail
Hydraulic Seat Accumulator Applications: 4040, 4050, 4055, 4240, 4250, 4255, 4440, 4450, 4455, 4555, 4560, 4640, 4650, 4755,	\$273.90

4760, 4850, 4955, 4960, 8440, 8450, 8560, 8640, 8650, 8760, 8850, 8960  
Features: Part Is Not Charged. Must Be Charged Once Received


**Tanks, Lines, Hoses, Attenuators, Miscellaneous: Lines, Hoses, & Fittings**

Order No: WN-AR26607




Description	Retail
Dual Selective Control Oil Line Applications: 4010 Features: Rear, RH, Outer	\$96.78

Order No: WN-AR26608




Description	Retail
Dual Selective Control Oil Line Applications: 4010 Features: Rear, RH, Inner	\$115.39

Order No: WN-AR26611




Description	Retail
Dual Selective Control Oil Line Applications: 4010 Features: Rear, LH, Outer	\$96.78

Order No: WN-AR26612




Description	Retail
Dual Selective Control Oil Line Applications: 4010 Features: Rear, LH, Inner	\$123.19

Order No: WN-AR32313




Description	Retail
Valve, Hydraulic, Line Applications: 600, 4020 Features: Power shift, Dual Selective Control, Right Hand, Inner Rear 600 S/N -200999, 4020 S/N -200999	\$114.25

Order No: WN-AR32393



Description	Retail
Valve, Hydraulic, Line Applications: 3020 Features: Power shift, Dual Selective Control, Left Hand, Inner Rear 3020 S/N -122999	\$148.90

Order No: WN-AR32394




Description	Retail
Valve, Hydraulic, Line Applications: 3020 Features: Power shift, Dual Selective Control, Left Hand, Outer Rear 3020 S/N -122999	\$147.64

Order No: WN-AR32588

Description	Retail
Valve, Hydraulic, Line Applications: 3020 Features: Synchro, Dual Selective Control, Left Hand, Inner Rear 3020 S/N -122999	\$134.43

Order No: WN-AR32589



Description	Retail
Valve, Hydraulic, Line Applications: 3020 Features: Synchro, Dual Selective Control, Left Hand, Outer Rear 3020 S/N -122999	\$131.17

Order No: WN-AR32656

Description	Retail
Valve, Hydraulic, Line Applications: 600, 4020 Features: Synchro, Dual Selective Control, Left Hand, Outer Rear 600 S/N -200999, 4020 S/N -200999	\$76.42

Order No: WN-AR32657

Description	Retail
Valve, Hydraulic, Line Applications: 600, 4020 Features: Synchro, Dual Selective Control, Left	\$74.44




**Tractor: Hydraulics / Remotes**

**Tanks, Lines, Hoses, Attenuators, Miscellaneous: Lines, Hoses, & Fittings**

**Order No: WN-AR32657**

Hand, Inner Rear 600 S/N -200999, 4020 S/N -200999

**Order No: WN-AR34757**

Description	Retail
 Oil Line Applications: 600, 4020 Features: (600 S/N -200999, Power Shift/Rear RH, Outer), (4020 S/N -200999, Power Shift)	\$100.50


**Order No: WN-T22958**

Description	Retail
Hose, Bulk Engine Oil Cooler Applications: 1830, 2020, 2030, 2240, 2355, 2630, 2640, 2755, 2840, 3020, 4020, 4240, 4440, 4640, 4840, 7200, 7400, 7600 Features: Can Be Cut To Length	\$10.39

**Tractor: Operators Station / Cab**


**Air Conditioning / Heating: Auxiliary Heaters**

**Order No: WN-AH24454**


Description	Retail
 Cab, Auxiliary Heater Applications: Various Features: Single 2-Speed Fan, 24 Volt, 20, 000 BTU, Install Kit Incl.	\$207.00

**Air Conditioning / Heating: Blower Motors**


**Order No: WN-1987399C3**

Description	Retail
 Blower Motor Applications: 3300, 4030, 4040, 4230, 4240, 4430, 4440, 4630, 4640, 4840, 4420, 6600, 6620, 7700, 7720, 8820, 9400, 9500, 9600, CTS, 9570STS, 9870STS, 9670STS, 9770STS, 5200, 5400, 54440, 5460 Features: 12V, 3/8"x4-1/4" Double Shaft, Rev, 3 Speed, Vented, 4 Wire	\$85.00


**Order No: WN-331839**

Description	Retail
 Cab Blower Motor Applications: 3300, 4400, 6600, 7700, 5200, 5400, 2250, 2270 Features: 12 Volt, 5/16" x 1-1/2" Shaft, Reversible, Sealed	\$87.75


**Order No: WN-3-335**

Description	Retail
 Cab, Fan Motor Applications: 45, 55, 95, 299, 499, 699, 4400, 4420, 6600, 7700, 8820, 9600, 9900, 9940, 9950, 9960, 2755, 2840, 2855, 2970, 2950, 4050, 4055, 4250, 4450, 4555 Features: 12 Volt, 5/16" Double Shaft, 1 Speed	\$89.25

**Order No: WN-3-367**


Description	Retail
 Cab, Fan Motor Applications: 99, 299, 499, 699, 2750, 2755, 2840, 2855, 2940, 2950, 2955, 3300, 4020, 4040, 4050, 4055, 4230, 4240, 4250, 4255, 4320, 4430, 4440, 9900, 9600 Features: 12 Volt, 5/16" Double Shaft, 3 Speed	\$62.75

**Order No: WN-AL110881**


Description	Retail
 Cab, Fan, Blower Motor, AC/Heater Applications: 2040, 2140, 2350, 2550, 2555, 2650, 2780, 2850, 2950, 3040, 3140, 3150, 4425, 5200, 5210, 5220, 5300, 5310, 5320, 5320N, 5400, 5410, 5420, 5420N, 5500, 5510, 5520, 5520N, 6110, 6120, 6200, 6210, 6215, 6220, 6300, 6300L, 6310, 6320, 6400, 6500, 7200, 7200, 7400, 7410, 7510	\$134.03

7510, 7600, 7700  
Features: 14.9 Amps, Voltage 12 Additional  
Models: 1640, 6405, 6410, 6415, 6420, 6605, 6615, 6715, 6820, 6920, 6920S, 7210, 7220, 7320, 7420, 7520, 7610, 7710, 7800, 7810, Industrial and Construction: 3200, 3215, 3220, 3400, 3415, 3420, 3800, Combines: 4425, 4435  
Mounting Base Length 6-7/8", Mounting base Width: 5-3/4", Overall Width 6-3/4th", Overall Height 5-7/8"

**Order No: WN-AR62497**

Description	Retail
 Cab, Fan Motor Applications: 4000, 4020, 4030, 4040, 4230, 4240, 4320, 4430, 4440, 4620, 4630, 4640, 4840, 5020, 6030, 7020, 7520, 8430, 8630, 8640 Features: 12 Volt, 5/16" Double Shaft, CWLE Rotation, Sealed 4030 (cab s/n 167883-earlier), 4040 (cab s/n 67110-earlier), 4230 (early design w/ 5/16" shaft diameter), 4240 (cab s/n 167110-earlier), 4320, 4430 (early design w/ 5/16" shaft diameter), 4440 (cab s/n 167110-earlier), 4520, 4620, 4630 (early design w/ 5/16" shaft diameter), 4640 (cab s/n 167110-earlier), 4840 (cab s/n 167110-earlier), 7520 ('72-75), 8430 (cab s/n 167882-earlier), 630 (cab s/n 17882-earlier)	\$70.00


**Order No: WN-AR66028**

Description	Retail
 Blower Wheel Applications: 4030, 4040, 4230, 4240, 4430, 4440, 4630, 4640, 4840, 8630, 8430 Features: 5/16" Shaft Size Tractors w/ Hinson Cab, 8430 4WD	\$14.00


**Order No: WN-BM2793**

Description	Retail
Cab, Fan, Blower Wheel Applications: 4030, 4040, 4230, 4240, 4430, 4440, 4630, 4640, 4840, 8430, 8440, 8450, 8630, 8640, 8650, 8850 Features: Double, 3-3/4" Dia., 3/8" Shaft Bore, Reverse Rotation	\$42.11


**Order No: WN-BM3339603**

Description	Retail
 Cab, Fan Motor Applications: 2280, 5440, 5460 Features: 12 Volt, Double Shaft, Single Speed	\$127.00


**Order No: WN-BM3339809**

Description	Retail
 Cab, Fan Motor Applications: 2280, 5440, 5460 Features: 12 Volt, 3/8" Double Shaft, Single Speed, Reversible	\$127.00

**Order No: WN-RE10998**

Description	Retail
 Blower Motor Applications: 4040, 4240, 4440, 1640, 2040, 2040S, 2140, 3040, 3140, 2350, 2550, 2750, 2950, 4030, 4230, 4430, 4630, 8430, 8630, 2940, 8850, 8450, 8650, 4640, 4840, 4050, 4250, 4450, 4650, 4850, 8440, 8640, 4055, 4255, 4455, 4555, 4755, 4955, 4560, 4760, 4960, 6620, 7720, 8820, 7440, 9910, 9940, 9920 Features: 12 Volt, 3/8" x 5" Shaft, CW Rotation Cotton Pickers: 9950, 7445, 9930, 9960, 9965, 7450, Sprayer: 6000, 6500, 6100, 6600, 6700, Forage Harvester: 5720, 5820, 5730, 5830,	\$75.00

**Order No: WN-RE159446**

Description	Retail
 Blower Motor Assembly Applications: 8110, 8120, 8120T, 8210, 8220, 8220T, 8310, 8320, 8320T, 8410, 8420, 8420T, 8520, 8520T, 9100, 9120, 9200, 9210, 9220, 9300,	\$254.00

John Deere®


**Tractor: Operators Station / Cab**

**Air Conditioning / Heating: Blower Motors**


**Order No: WN-RE159446**

9300T, 9320, 9320T, 9400, 9400T, 9420, 9420T, 9520, 9520T, 9260, 9620T  
Features: 12V, Wheel, Single Shaft


**Order No: WN-RE53219**

Description	Retail
 Cab, Blower Motor Applications: 8560, 8570, 8760, 8770, 8870, 8960, 8970 Features: 12V, W/O Wheel	\$66.75

**Order No: WN-RE61419**


Description	Retail
 Cab Fan Pressurizer Applications: 8100, 8110, 8200, 8210, 8300, 8310, 8400, 8410	\$65.00

**Order No: WN-RE67645**


Description	Retail
 Cab Blower Motor Applications: 8100, 8200, 8300, 8400, 9100, 9200, 9300, 9400, 8100T, 8200T, 8300T, 8400T, 9300T, 9400T, 8110, 8210, 8310, 8410, 8110T, 8210T, 8310T, 8410T, 4700 Features: Motor Only, No Impeller, Clip, Or Shield 9100, 9200, 9300, 940 All S/N -030093	\$135.00

**Air Conditioning / Heating: Compressors**


**Order No: WN-500-4024**

Description	Retail
 Air Conditioner, Compressor Applications: 9510, 9550, 9560, 9610, 9640, 9650, 9660, 9680, 7200, 7210, 7400, 7410, 7510, 7720, 7820, 8100, 8110, 8120, 8200, 8210, 8220, 8300, 8310, 8320 Features: With Clutch, 8-Groove Pulley	\$345.00


**Order No: WN-500-6000**

Description	Retail
 Air Conditioner, Compressor Applications: 2350, 2550, 2750, 2940, 3150, 4030, 4040, 40230, 4240, 4320, 4430, 4440, 4520, 4630, 4640, 4840, 6620, 7020, 7720, 8430, 8440, 8630, 8640, 8820 Features: A/C Delco, Plain Head, 5.58" Single Groove Pulley	\$374.00


**Order No: WN-600-258**

Description	Retail
 Air Conditioner, Compressor, Clutch Applications: 4400, 4420, 6600, 6620, 7700, 7720, 8820, 4000, 4020, 4030, 4040, 4230, 4240, 4320, 4430, 4440, 4520, 4620, 4630, 4640, 4840, 5020, 6030, 7020 Features: Ag Style, 5-5/8" Diameter, 1 Groove, Coil Separate Additional Applications: 7520, 8430, 8440, 8630, 8640	\$149.44


**Order No: WN-600-281**

Description	Retail
 Air Conditioner, Compressor, Clutch Applications: 7700 Features: York/Tecumseh Style, 7" Diameter, Standard, 2 Groove 7700 w/ 1973-	\$135.00


**Order No: WN-6A671-97110**

Description	Retail
 Air Conditioner, Compressor Applications: 3320, 3520, 3720, 3033R, 3038R, 3039R, 3045R, 3046R, 4044R, 4049R, 4052R, 4066R Features: Single Groove Pulley w/ Clutch	\$295.00


**Order No: WN-AH169875**

Description	Retail
 Air Conditioning Compressor Applications: 5085M, 5095M, 5105M, 5410, 5420, 5420N, 5510, 5520, 5520N, 6403, 6603, 7200, 7210, 7400, 7410, 7510, 7600, 7610, 7630, 7700, 7710, 7715, 7720, 7730, 7800, 7810, 7815, 7820, 7830, 7920, 7930, 8100, 8100T, 8110, 8110T, 8120, 8120T, 8130, 8200, 8200T, 8210, 8210T, 8220, 8220T, 8225R Features: Nippondenso, With Clutch Voltage 12 8230, 8230T, 8245R, 8270R, 8295R, 8295RT, 8300, 8300T, 8310, 8310T, 8320, 8320R, 8320RT, 8320T, 8330, 8330T, 8345R, 8345R, 8345RT, 8400, 8400T, 8410, 8410T, 8420, 8420T, 8430 Model Year 2006 2009, 8430T, 8520, 8520T, 8530, 8630, 9100, 9120, 9220, 9230, 9300T, 9320, 9320T, 9330, 9400T, 9420, 9420T, 9430, 9430T, 9520, 9520T, 9530, 9530T, 9620, 9620T, 9630, 9630T	\$250.00


**Order No: WN-AL155836**

Description	Retail
 Air Conditioner Compressor Applications: 3200, 3215, 3220, 3400, 3415, 3420, 3800, 318D, 319D, 320D, 323D, 326D, 328D, 329D, 332D, 333D, 5070M, 5080M, 5090M, 5100M, 5100R, 5620, 5720, 5820, 6010, 6110, 6120, 6130, 6200, 6210, 6220, 6300, 6310, 6320, 6400, 6410, 6420, 6500, 6820, 6920, 7220, 7230, 7330, 7420, 7430, 7505, 7520 Features: Serpentine Pulley W/ Clutch	\$395.00


**Order No: WN-AL78494**

Description	Retail
 Air Conditioner, Compressor, Clutch Applications: 5620, 5720, 5820, 6110, 6420S, 6506, 6510, 6520, 6600, 6605, 6610, 6620, 6800, 6810, 6900, 6910, 6910S Features: 8 Groove 5620, 5720, 5820, 6110, 6420S, 6506, 6510, 6520, 6600, 6605 S/N -24371, 6610, 6620, 6800, 6810, 6900, 6910, 6910S, All Euro Edition	\$95.00


**Order No: WN-D5NN19D649A**

Description	Retail
 Air Conditioner, Compressor, Clutch Applications: 4400, 6600, 7700 Features: York Style Clutch, 2 Groove, 6" OD 4400 Years 1971-1975, 7700 Years -1972	\$125.00

**Order No: WN-RE10975**

Description	Retail
 Air Conditioner, Compressor, Clutch Applications: 4050, 4055, 4250, 4255, 4420, 4450, 4455, 4555, 4560, 4650, 4755, 4760, 4850, 4955, 4960, 6620, 7720, 8450, 8560, 8650, 8760, 8820, 8850, 9400 Features: Nippondenso Style, 1 groove, 5.75" pulley	\$160.06

**Order No: WN-RE12513**

Description	Retail
 Air Conditioner Compressor Applications: 300D, 310C, 310D, 315C, 315D, 344E, 410B, 410C, 410D, 444D, 444E, 510B, 510C, 510D, 540E, 544D, 544E, 544G, 548E, 610c, 624E, 624G, 640E, 643, 643D, 644D, 644E, 644G, 648E, 740E, 748E, 4435, 7722, 2250, 2355, 2450, 2555, 2650, 2755, 2850, 2855N, 2955, 3050, 3055, 3155, 3255, 3350, 3650, 4050, 4055, 4250, 4255, 4450, 4455, 4555, 4560, 4650, CTS, 4420, 4425, 4755, 4760, 4850, 4955, 4960, 5720, 6620, 6622, 7720, 8450, 8560, 8650, 8760, 8820, 8850, 8960, 9400, 9500, 9500SH, 9600 Features: Nippondenso, Ear Mounting, With New 5.75" Clutch 300D S/N -790702, 310D S/N -790702, 315D S/N -790702, 410D S/N -790702, 510D S/N -790702, 540E S/N -542089, 544G S/N -542069, 548E S/N -542089, 624G S/N -542069,	\$325.00


**Tractor: Operators Station / Cab**

**Air Conditioning / Heating: Compressors**

**Order No: WN-RE12513**

640E S/N -542089, 643, 643D S/N -792107, 644G S/N -542069, 648E S/N 542089, 740E S/N -542089, 748E S/N -542089, CTS S/N -650401, 1055, 1065 S/N 41201-, 1075 S/N 44137-, 1085 S/N 44137-, 4420 S/N 610101-, 6620 S/N 600001-, 6622 S/N 615401-, 7720 S/N 600001-, 7722 S/N 600001-, 8820 S/N 615401-, 9400 S/N -650101, 9500 S/N - 650201, 9600 S/N -650301


**Order No: WN-RE46657**

Description	Retail
 Air Conditioner Compressor Applications: 9400, 9500, 9500SH, 9600, 8570, 8770, 8870, 8970 Features: Nippondenso, With Clutch, No Manifold, R134a 9400 1993-, 9500 S/N 650201-, 9500SH 1993-, 9600 1993-; Does not come with AC lines manifold - Old manifold needed	\$359.00


**Order No: WN-RE52508**

Description	Retail
 Air Conditioner, Compressor, Clutch Applications: 8345R, 8345RT, 8360R, 8360RT, 8370R, 8370RT, 8400, 8400T, 8410, 8410T, 8420, 8420T, 8430, 8430T, 8520, 8520T, 8530, 9100, 9120, 9200, 9220, 9230, 9300, 9300T, 9320, 9320T, 9330, 9400, 9400T, 9420, 9420T, 9430, 9430T, 9520, 9520T, 9530, 9530T, 9620, 9620T, 9630, 9630T, 5065M, 5075M, 5076E, 5082E, 5083, 5083E, 5083EN, 5085M, 5090E, 5090EH, 5093, 5093E, 5093EN, 5095M, 5101, 5101E, 5101EN, 5105M, 5210, 5220, 5225, 5310, 5310N, 5320, 5320N, 5325, 5325N, 5410, 5420, 5420N, 5425, 5425N, 5510, 5510N, 5520, 5520N, 5525, 5525N, 5603, 5625, 5725, 6100D, 8120, 8120T, 8130, 8200, 8200T, 8210, 8210T, 8220, 8220T, 8225R, 8230, 8230T, 8235R, 8245R, 8260R, 8270R, 8285R, 8295R, 8295RT, 8300, 8300T, 8310, 8310R, 8310RT, 8310T, 8320, 8320R, 8320RT, 8320T, 8330, 8330T, 8335R, 8335RT, CT322, CT332, 240, 250, 260, 270, 280, 317, 320, 325, 328 , 6110, 6110D, 6115D, 6125D, 6130D, 6140D, 6403, 6603, 7185J, 7200, 7200R, 7205J, 7210, 7225J, 7400, 7410, 7510, 7600, 7610, 7630, 7700, 7710, 7715, 7720, 7730, 7800, 7810, 7815, 7820, 7830, 7920, 7930, 8100, 8100T, 8110, 8110T, 4700, 4710, 4720, 4730, 4830, 4920, 4930, 4940, 6700 Features: 5.75", 8 Groove	\$130.00


**Order No: WN-RE55422**

Description	Retail
 Air Conditioner, Compressor Applications: 4560, 4755, 4760, 4955, 4960, 655B, 670B, 672B, 744H, 750B, 750C, 755B Features: Single Groove Pulley w/ Clutch 4560 S/N 003584-, 4755 S/N 010879-, 4760 S/N 003366-, 4955 S/N 010371-, 4960 S/N 005730-	\$327.00

**Order No: WN-RE58348**


Description	Retail
 Air Conditioner, Compressor, Clutch Applications: CTS, 300D, 310D, 315D, 410D, 4560, 4760, 4755, 4955, 4960, 510D, 710D, 750C, 850C, 8570, 8770, 8870, 8970, 9500, 9500SH, 9600, 9970, 9976, 9986 Features: Single Groove, Electric	\$126.00

**Order No: WN-RE64024**


Description	Retail
 Air Conditioner, Compressor Applications: 5200, 5210, 5220, 5300, 5310, 5320, 5320N, 5400, 5500	\$385.00

**Air Conditioning / Heating: Condensers**


**Order No: WN-AH87966**

Description	Retail
 Air Conditioning Condenser Applications: 955, 956, 975, 985, 1065, 1068H, 1072, 1075, 1075H, 1085, 1085H, 1166, 1169, 1174, 1177, 1188, 1188H, 2250, 2270, 2280, 4425, 5440, 5460, 5720, 5730, 5820, 5830, 6600, 6620, 6622, 7700, 7720, 7722, 8820 Features: 17-1/4" High x 28-3/4" Wide	\$180.00


**Order No: WN-AL119566**

Description	Retail
 Air Conditioner, Condenser Applications: 6110, 6200, 6210, 6300, 6310, 6400, 6405, 6410, 6500, 6100, SE6010, SE6110, SE6210, SE6310, SE6 Features: One Unit With Oil Cooler, 19-5/8" x 15-1/8" Core 6500 S/N 175248-, (Euro 6100 S/N 175248-)	\$618.00


**Order No: WN-AL157615**

Description	Retail
 Air Conditioner, Condenser Applications: SE6020, SE6120, SE6220, SE6320, SE6420, SE6520, SE6620, 6120, 6215, 6220, 6320, 6415, 6420, 6420s, 6520, 6615, 6620, 6715, 6820, 6920, 7220, Features: 17.875" X 18.375"	\$412.00


**Order No: WN-AL30364**

Description	Retail
 Air Conditioner, Condenser Applications: 1640, 2040, 2040S, 2140, 2350, 2550, 2750, 2940, 2950, 3040, 3140, 3150, 3640, 3640S Features: Core 14" H, 17-1/2" W, 1-1/4" Deep 3640S (Euro)	\$407.00


**Order No: WN-AL70298**

Description	Retail
 Air Conditioning Condenser Applications: 2250, 2355, 2450, 2555, 2650, 2755, 2850, 2855, 2955, 3050, 3055, 3155, 3255, 3350, 3650 Features: 14" Tall, 17-1/2" Wide	\$282.89


**Order No: WN-AR65854**

Description	Retail
 Air Conditioner, Condenser Applications: 4030	\$366.00


**Order No: WN-RE171721**

Description	Retail
 A/C Condenser Applications: 9120, 9220, 9320, 9420, 9520, 9620, 9320T, 9420T, 9520T	\$450.00


**Order No: WN-RE226365**

Description	Retail
 Air Conditioner Condenser, Fuel Cooler Applications: 7630, 7730, 7830, 7930, 4830, 4730	\$425.00

**Order No: WN-RE28764**

Description	Retail
 A/C Condenser Applications: 8560, 8760, 6610, 6710, 6650, 6750, 6850, 7400, 7500, 7200, 7300, 7700, 7800, 7950, 7250, 7350, 7450, 7550, 7750, 7850	\$513.20

**Order No: WN-RE287864**

Description	Retail
 A/C Condenser Applications: 7200R, 7215R, 7230R, 7260R, 7280R	\$600.00

**Order No: WN-RE61924**


John Deere®



**Tractor: Operators Station / Cab**


**Air Conditioning / Heating: Condensers**

Order No: WN-RE61924


Description	Retail
 Air Conditioning Condenser Applications: 9300, 9400	\$905.00

**Air Conditioning / Heating: Conversion Kits**

Order No: WN-RE233249SPL


Description	Retail
 Air Conditioner Compressor Conversion Kit Applications: 4040, 4230, 4240, 4430, 4440, 4630, 4640, 4840 Features: Converts A6 Compressor to New Denso Compressor If Using R134 Freon, Order A-461-3111 And A-461-3112 Fittings For Charging System Ports.	\$864.88

Order No: WN-RE61216

Description	Retail
 Air Conditioner, Retrofit, Kit Applications: 4040, 4230, 4240, 4430, 4440, 4630	\$297.92

**Air Conditioning / Heating: Evaporators**

Order No: WN-590-6100

Description	Retail
 Evaporator Applications: 5310N, 5320N, 5325N, 5400N, 5420N, 5425N, 5500N, 5510N, 5520N, 5525N, 6215, 6405, 6415, 6605, 6615, 6715, 7505 Features: 21 1/8 x 5 7/8	\$411.00


Order No: WN-AR58152

Description	Retail
 Air Conditioner, Evaporator Applications: 4030, 4230, 4430, 4630, 8430, 8630 Features: 4030 S/N -076140, 4230 S/N -076058, 4430 S/N -076040, 4630 S/N -076109, 8430 S/N -075970, 8630 S/N -075997	\$442.10


Order No: WN-AR58278

Description	Retail
Air Conditioner, Evaporator, Line Applications: 4030, 4040, 4050, 4055, 4230, 4240, 4250, 4255, 4440, 4450, 4455, 4555, 4560, 4630, 4640, 4650, 4755, 4760, 4840, 4850, 4955, 4960 Features: Outlet to Return, Zinc Plated Steel with Insulation	\$56.11


Order No: WN-AR88076

Description	Retail
 Air Conditioner, Evaporator Applications: 4030, 4040, 4050, 4055, 4230, 4240, 4250, 4255, 4430, 4440, 4450, 4455, 4555, 4560, 4630, 4640, 4755, 4760, 4840, 4955, 4960, 8430, 8440, 8630 Features: With Heater Core Additional Applications: 2320 Windrower, 2420 Windrower, 4425 S/N -013221, 5720 Forage Harvester, 5730 Forage Harvester, 5820 Forage Harvester, 5830 Forage Harvester, 6620, 6622, 7720, 7722, 7440 Cotton Stripper, 7445 Cotton Stripper, 7450 Cotton Stripper, 8450, 8640, 8650, 8850, 9920, 9930, 9931, 9940, 9950, 9960, 9965, 9970, 9976	\$200.71


Order No: WN-RE13885

Description	Retail
 Air Conditioner, Evaporator Applications: 2940, 2350, 2550, 2750, 2950, 3150, 2955, 2755, 2355, 2555, 3155, 3055, 3255	\$220.00


Order No: WN-RE180243

Description	Retail
 Air Conditioner, Evaporator Applications: 7200, 7210, 7400, 7410, 7510, 7600, 7610, 7700, 7710, 7800, 7810 Features: With Heater Core	\$625.25

Order No: WN-RE52265


Description	Retail
 Evaporator Air Conditioning Applications: 4030, 4230, 4430, 4630, 8430, 7630, 4040, 4240, 4440, 4640, 4840, 4050, 4250, 4450, 4650, 4850, 4055, 4255, 4455, 4555, 4755, 4955, 4560, 4760, 4960, 8440, 8640, 8850, 9910, 9940, 7440, 9920, 9950, 7445, 9930, 9960, 9965, 7450, 9976, 9935, 7455, 9970, 6620, 7720, 8820, 6000, 6100, 6500 Features: 4030 SG Body S/N 76141-, 4230 SG Body S/N 76059-, 4430 SG Body S/N 76041-, 4630 SG Body S/N 76110-, 8430 SG Body S/N 75971-, 8630 SG Body S/N 75978-; Additional Sprayer Models: 6000, 6100, 6500, 6600, 6700; Fits John Deere Harvester(s) 484, 5720, 5730, 5820, 5830, 7440, 7445, 7450, 7455, 9910, 9920, 9930, 9935, 9940, 9950, 9960, 9965, 9970, 9976; Fits John Deere Hay Equipment(s) 2320, 2420, 3430, 3830; Fits John Deere Sprayer(s) 6000, 6100, 6500, 6600, 6700	\$185.00

Order No: WN-RE55554


Description	Retail
 Air Conditioner, Evaporator, Inlet Line Applications: 4030, 4040, 4050, 4055, 4230, 4240, 4250, 4255, 4430, 4440, 4450, 4455, 4555, 4560, 4630, 4640, 4650, 4755, 4760, 4840, 4850, 4955, 4960, 8430	\$55.83

**Air Conditioning / Heating: Expansion Valves**


Order No: WN-904-1860

Description	Retail
 Expansion Valve Applications: 5200, 5210, 5300, 5310, 5400, 5410, 5500, 5510, 6110, 6210, 6310, 6410, 6510, 6610, 6810, 6910, 6910S, 7610, 7710, 7810, 8100, 8110, 8200, 8210, 8300, 8310, 8400, 8410, 9100, 9200, 9230, 9300, 9400, 9430, 9530, 9630, TC44H, TC54H, 300D, 310D, 310E, 310SE, 315D, 315SE, 410D, 410E, 444H Features: Block Valve, 3/8" x 1/2" O-Ring (6510, 6610, 6810, 6910, 6910S, All Euro Edition) All Without Temperature Control!, Additional Models: Fits John Deere Industrial 444HLL, 450H, 450J, 510D, 550H, 550J, 644H, 650H, 650J, 670B, 670C, 670CH, 672B, 672CH, 700H, 700J, 710D, 750C, 750J, 770B, 770BH, 770C, 770CH, 772B, 772BH, 772CH, 850C, 850J	\$55.50


Order No: WN-904-215

Description	Retail
 Air Conditioner, Expansion Valve Applications: 4000, 4020, 4320, 4520, 4620, 5020, 6030, 7020, 7520 Features: Internally Equalized, 3/8" x 1/2" Male Flare 4520 w/ 208300, 7520 1972-1975	\$34.00

Order No: WN-904-252

Description	Retail
 Air Conditioner, Expansion Valve Applications: 4400, 4420, 6600, 7700 Features: External Equalizer, 1/2" x 3/8" Male Flare, R12	\$25.00

Order No: WN-904-304

Description	Retail
 Expansion Valve Applications: 1640, 2040, 2140, 2350, 2355, 2550, 2555, 2750, 2755, 2940, 2950, 2955, 3055, 3150, 3155, 3255, 3640, 4030, 4040, 4050, 4055, 4230, 4240, 4250, 4255, 4430, 4440, 4450, 4455, 4555, 4560, 4630, 4640, 4650, 4755, 4760, 4840, 4850, 4955, 4960, 8430, 8440, 8450, 8630, 8640, 8650, 8850, 7720 Features: 3/8" x 1/2" Male O-Ring, Externally Equalized, 2 Ton 1640 S/N 430000-, 2040 S/N 430000-, 2140 S/N 430000-, 3155 S/N -738221, 8430 Years 1974-1981; Additional Models Fits	\$22.25


**Tractor: Operators Station / Cab**

**Air Conditioning / Heating: Expansion Valves**

Order No: WN-904-304

John Deere Combine(s) 4425, 7720

Order No: WN-RE174764

Description	Retail
 Air Conditioner, Expansion Valve Applications: 5220, 5320, 5420, 5520, 7200, 7210, 7220, 7320, 7400, 7410, 7420, 7510, 7520, 7610, 7710, 7720, 7810, 7820, 7920, 8100, 8100T, 8110, 8110T, 310G, 317, 320, 325, 328, 332, 410G, 444H, 544H, 644H, 710G, 724J, 744H, 744J, 824J, 8120, 8120T, 8200, 8200T, 8220, 8220T, 8300	\$59.00

**Air Conditioning / Heating: Lines & Fittings**

Order No: WN-013N

Description	Retail
Air Conditioner, O-Ring Applications: 9500, 9510, 9550, 9560, 9600, 9610, 9640, 9650, 9660, 9680, 1640, 2040, 2140, 2250, 2350, 2355, 2450, 2550, 2555, 2650, 2750, 2755, 2850, 2940 Features: Priced and Sold in 10-Pack	\$2.01

Order No: WN-461-3111

Description	Retail
Retro Fitting Applications: 1640, 2040, 2040S, 2140, 2350, 2355, 2550, 2555, 2750, 2950, 2955, 3050, 3150, 3155, 3255, 3640, 4040, 4050, 4055, 4230, 4240, 4250, 4255, 4430 Features: 90 Degree, Fits R12 Port, Converts to R134A	\$9.69

Order No: WN-461-3112

Description	Retail
Retro Fitting Applications: 1640, 2040, 2040S, 2140, 2350, 2355, 2550, 2555, 2750, 2950, 2955, 3055, 3150, 3155, 3255, 3640, 4040, 4050, 4055, 4230, 4240, 4250, 4255, 4430 Features: 90 Degree, Fits R12 Port, Converts to R134A	\$9.79


Order No: WN-71428H

Description	Retail
 Air Conditioner, Refrigerant, Fitting Applications: 2040, 2240, 2440, 4040, 4050, 4055, 4230, 4240, 4250, 4255, 4430, 4440, 4450, 4455, 4520, 4555, 4560, 4620, 4630, 4640, 4650 Features: Duracool R134A High Side	\$7.75

Order No: WN-71428L

Description	Retail
 Air Conditioner, Refrigerant, Fitting Applications: 2040, 2240, 2440, 4040, 4050, 4055, 4230, 4240, 4250, 4255, 4430, 4440, 4450, 4455, 4520, 4555, 4560, 4620, 4630, 4640, 4650 Features: Duracool R134A Low Side	\$8.00


Order No: WN-AH21762

Description	Retail
 Coupling, Pressure Side Applications: 1640, 2040, 2040S, 2140, 2250, 2350, 2355, 2450, 2550, 2555, 2650, 2750, 2755, 2850, 2940, 2950, 2955, 3040, 3050, 3055, 3140, 3150, 3155, 3255, 3350, 3640, 3640S, 3650, 4030, 4040, 4050, 4055, 4230, 4240, 4250, 4255, 4430, 4440, 4450, 4455, 4555, 4560, 4630, 4640, 4650, 4755, 4760 Features: Male Half Additional Models: 4840, 4850, 4955, 4960, 8430, 8440, 8450, 8630, 8640, 8650, 8850, 9100, 9200, 9300, 9300T, 9400, 9400T	\$19.50


(1640, 2040, 2040S, 2140 all S/N -429999), (1640, 2040, 2040S, 2140 all S/N 430000-), 2955 S/N

-765516, 3155 S/N -738221), 8430 Model Year 1974-1981

Order No: WN-AH21763

Description	Retail
 Coupling, Female Half, Pressure Side Applications: 1640, 2040, 2040S, 2140, 2350, 2355, 2550, 2555, 2750, 2755, 2940, 2950, 2955 (North American (S/N <765516)), 3055, 3150, 3255, 3640, 4030, 4040, 4050, 4055, 4230, 4240, 4250, 4255, 4430, 4440, 4450, 4560, 4630, 4640, 4650, 4755, 4760, 4840, 4850, 4955, 4960, 8460, 8440, 8450, 8630, 8640, 8850, 9100, 9200, 9300, 9300T, 9400, 9400T Features: 2140 S/N 430000-, 2355 (GPT- North American), 2555 (GPT- North American), 2755 (GPT)	\$20.78


Order No: WN-AR58147

Description	Retail
 Coupling, Suction Side Applications: 1640, 2040, 2040S, 2140, 2250, 2350, 2355, 2450, 2550, 2555, 2650, 2750, 2755, 2850, 2940, 2950, 2955, 3040, 3050, 3055, 3140, 3150, 3155, 3350, 3640, 3640S, 3650, 4030, 4040, 4050, 4055, 4230, 4240, 4250, 4255, 4430, 4440, 4450, 4455, 4555, 4560, 4630, 4640, 4650, 4755, 4760, 4840 Features: Male Half Additional Models: 4850, 4955, 4960, 8430, 8450, 8630, 8650, 8850, 9100, 9200, 9300, 9300T, 9400  (1640, 2040, 2040S, 2140, 3040, 3140 all S/N 430000-), 2955 S/N -765516, 3155 S/N -738221, 8430 Model Year 1974-1981	\$24.75

Order No: WN-AR58281

Description	Retail
Air Conditioner, Receiver Drier, Refrigerant, Line Applications: 4030, 4040, 4050, 4230, 4240, 4250, 4430, 4440, 4450, 4630, 4640, 4650 Features: 4050 All S/N -005478, 4250 All S/N -009607, 4450 All S/N -019675	\$25.90

Order No: WN-AR58287

Description	Retail
 Coupling, Female Half, Suction Side Applications: 1640, 2040, 2040S, 2140, 2350, 2355, 2550, 2555, 2750, 2755, 2940, 2950, 2955, 3055, 3150, 3155, 3255, 3640, 4030, 4040, 4050, 4055, 4230, 4240, 4250, 4255, 4430, 4440, 4450, 4455, 4555, 4560, 4630, 4640, 4650, 4755, 4760, 4840, 4850, 4955, 4960, 8430, 8450, 8630, 8650, 9100, 9200, 9300, 9300T, 9400, 9400T Features: 2140 S/N 430000-, 2355 GPT- North American, 2555 GPT- North American	\$22.19


Order No: WN-AR65755

Description	Retail
Air Conditioner, Hose, Suction Applications: 4030, 4040, 4050, 4055, 4230, 4240, 4250, 4255, 4430, 4440, 4450, 4455, 4555, 4560, 4630, 4640, 4650, 4755, 4760, 4840, 4850, 4955, 4960 Features: Zinc Plated Steel Line With Insulation, Lower Cab Floor	\$54.00

Order No: WN-AR65756

Description	Retail
Air Conditioner, Line, Receiver/Drier Outlet Applications: 4030, 4040, 4050, 4230, 4240, 4250, 4430, 4440, 4450, 4630, 4640, 4650, 4840, 4850 Features: 4030 S/N 4529-, 4230 S/N 4529-, 4430 S/N 16534-, 4630 S/N 4070-, 4850 S/N -8961	\$23.97

Order No: WN-RE161224

Description	Retail
 Air Conditioner, Line Applications: 4030, 4040, 4050, 4055, 4230, 4240, 4250, 4255, 4430, 4440, 4450, 4455, 4555, 4560,	\$39.54

John Deere®

**Tractor: Operators Station / Cab**

**Air Conditioning / Heating: Lines & Fittings**

**Order No: WN-RE161224**

4630, 4640, 4650, 4755, 4760, 4840, 4850, 4955, 4960, 8430  
Features: Evaporator Outlet Line, Includes R60172 Nut

**Order No: WN-RE17091**

Description	Retail
Air Conditioner, Receiver Drier, Refrigerant, Line Applications: 4050 s/n 005479-, 4055, 4255 s/n 009608-, 4255, 4450, 4455, 4555, 4560, 4650 s/n 010928-, 4755, 4760, 4850, 4955, 4960	\$41.69

**Order No: WN-RE37063**

Description	Retail
Air Conditioner, Receiver Drier, Refrigerant, Line Applications: 4030, 4040, 4050, 4055, 4230, 4240, 4250, 4255, 4440, 4450, 4455, 4555, 4560, 4630, 4640, 4650, 4960 Features: 4030 S/N 004529-, 4230 S/N 004529-	\$31.08

**Order No: WN-RE57312**

Description	Retail
Air Conditioner, Line Applications: 4030, 4230, 4430, 4630, 8430, 8630, 4040, 4240, 4440, 4640, 4840 Features: Evaporator Inlet Line (4040, 4240, 4440, 4640, 4840 all with Cab S/N -167110)	\$38.07

**Order No: WN-RE57316**

Description	Retail
Air Conditioner, Line Applications: 4230, 4430, 4630 Features: Compressor to Condenser	\$52.89

**Order No: WN-RE57317**

Description	Retail
Air Conditioner, Line Applications: 4230, 4430, 4630 Features: Condenser to Quick Coupler Socket 4230 s/n -007283, 4430 s/n -010932, 4630 s/n -004069	\$102.99

**Order No: WN-RE57319**

Description	Retail
Air Conditioning Line, Return Applications: 4230, 4430, 4630 Features: 4230 S/N 007284-, 4430 S/N 010933-, 4630 S/N 004070-	\$73.36

**Order No: WN-RE57320**

Description	Retail
Air Conditioner, Line Applications: 4040, 4230, 4240, 4430, 4440, 4630 Features: Condenser Outlet To Quick Coupler Socket	\$76.72

**Order No: WN-RE57327**

Description	Retail
Air Conditioner Line Applications: 4040, 4230, 4240, 4430, 4440, 4630 Features: Compressor to Condenser, With R12 Service Port Includes O-Ring	\$83.83

**Order No: WN-RE57328**

Description	Retail
Air Conditioner, Line Applications: 4040, 4230, 4240, 4430, 4440, 4630 Features: Compressor To Quick Coupler	\$78.69

**Order No: WN-RE57334**

Description	Retail
Air Conditioning Line Applications: 4640, 4840 Features: Condenser To Quick Coupler	\$79.71

**Order No: WN-RE57341**

Description	Retail
Air Conditioner, Line Applications: 4050, 4055, 4250, 4255, 4450, 4455 Features: Compressor To Condenser	\$107.60

**Order No: WN-RE57342**

Description	Retail
Air Conditioner Line Applications: 4555, 4560, 4650, 4755, 4760, 4850, 4955, 4960 Features: Compressor to Condenser	\$100.50

**Order No: WN-RE57345**

Description	Retail
Line, Quick Coupler Socket to Compressor Applications: 4050, 4055, 4250, 4255, 4450, 4455	\$78.17

**Order No: WN-RE57352**

Description	Retail
Condenser Outlet Line Applications: 4050, 4055, 4250, 4255, 4450, 4455	\$89.88

**Order No: WN-RE65804**

Description	Retail
Air Conditioning Line Applications: 7210, 7410, 7510, 7600, 7610, 7700, 7710, 7800, 7810 Features: Evaporator Outlet Line (7210, 7410, 7510, s/n 055078-), 7600 s/n 005988-, 7700 s/n 007100-, 7800 s/n 0101247-	\$39.47

**Air Conditioning / Heating: Receiver/Driers**

**Order No: WN-804-1890**

Description	Retail
Receiver Drier Air Conditioner Applications: CTS, CTS II, 4700, 4710, 6620, 7720, 8100, 8100T, 8200, 8210, 8300, 8310, 8400, 8410, 8410T, 7720, 8820, 9400, 9410, 9450, 9500, 9500, 9500SH, 9510, 9510SH, 9550, 9550SH, 9560, 9560SH, 9560STS, 9570STS, 9600, 9610, 9650, 9650CTS, 9650STS, 9660, 9660CTS, 9670STS, 9750STS, 9760STS Features: Additional Applications: 9600 S/N 650201-, 6620 S/N 600001-, 7720 S/N 600001-, 8820 S/N 615401-, 9400 S/N -650100, 9600 S/N 650201-, 9770STS, 9860STS, 9870STS; Fits John Deere Cotton Pickers 7760, 9940, 9950, 9960, 9965, 9976; Fits John Deere Forage Harvesters 5730, 5830, 6610, 6710, 6810, 6910; Fits John Deere Sprayers 4700, 4710; Fits John Deere Industrial 540G, 548G, 640G, 648G, 740G, 748G	\$39.75

**Order No: WN-804-260**

Description	Retail
Air Conditioner, Receiver Drier Applications: 4000, 4020, 4320, 4520, 4620, 5020, 6030, 6120, 6220, 6320, 6420, 6520, 6620, 6820, 6920, 7020, 7220, 7320, 7420, 7520, 482, 499, 699, 9900 Features: 5-1/4" x 3" Diameter, Dual 3/8" Male Flare Fittings 7520 1972-1975	\$21.00

**Order No: WN-804-464**

Description	Retail
Air Conditioner, Receiver Drier, R12/R134A Applications: 3300, 4400, 4420, 6600, 6602, 6620, 6622, 7700, 7720, SE6010, SE6100, SE6110, SE6200, SE6210, SE6300, SE6310, SE6400, SE6410, 1640, 2040, 2140, 2250, 2350, 2355, 2450, 2550, 2555, 2650, 2750, 2850, 2855, 2940, 2950, 2955, 3030, 3040, 3050, 3055, 3130, 3140, 3150, 3155, 3255, 3350 Features: 7.9" x 4" Diameter, 3/8" Female x 3/8" Male Fittings 3300 1975-, 4400 1975-1979, 6600 1975-, 6602 1975-, 6620 S/N -600000, 7700 1975-, 7720 S/N -600000; Additional Models: 3640, 3650, 4030, 4040, 4050, 4055, 4230, 4240, 4250,	\$32.00

John Deere®



**Tractor: Operators Station / Cab**

**Air Conditioning / Heating: Receiver/Driers**

**Order No: WN-804-464**

4255, 4350, 4430, 4440, 4450, 4455, 4555, 4560, 4630, 4640, 4650, 4755, 4760, 4840, 4850, 4955, 4960, 5065M, 5075M, 5083, 5085M, 5093, 5095M, 5101, 5103, 5105, 5105M, 5200, 5210, 5220, 5225, 5300, 5303, 5310, 5320, 5325, 5400, 5410, 5420, 5425, 5500, 5510, 5520, 5525, 5603, 5625, 5725, 6010, 6100, 6100D, 6110, 6110D, 6115D, 6125D, 6130D, 6140D, 6200, 6210, 6300, 6310, 6400, 6403, 6405, 6410, 6500, 6506, 6510, 6600, 6603, 6605, 6610, 6800, 6810, 6900, 6910, 7185J, 7200, 7200R, 7205J, 7210, 7215R, 7225J, 7230R, 7260R, 7280R, 7400, 7410, 7505, 7510, 7600, 7610, 7630, 7700, 7710, 7730, 7800, 7810, 7830, 7930, 8235R, 8260R, 8285R, 8310R, 8335R, 8360R, 8430, 8440, 8450, 8630, 8640, 8650, 8850, 9100, 9120, 9200, 9220, 9300, 9320, 9330, 9360R, 9400, 9410R, 9420, 9430, 9510R, 9520, 9530, 9560R, 9620, 9630; Fits John Deere Combine(s) 955, 965, 968, 975, 985, 1065, 1068, 1072, 1075, 1085, 4400, 4420 (Patriot), 6600, 6602, 6620, 6622, 7700, 7720, 7722, 8820; Fits John Deere Harvester(s) 484, 5440, 5460, 5720, 5820, 7440, 7445, 7450, 7455, 7460, 9900, 9910, 9920, 9930, 9940; Fits John Deere Hay Equipment(s) A400, R450, 2250, 2270, 2280, 2320, 2420, 3430, 3830, 4890, 4895, 4990, 4995; Fits John Deere Industrial(s) 444, 544, 644, 646, 655, 670, 672, 690, 693, 750, 755, 762, 770, 772, 844, 850, 855, 862, 890, 990, 3200, 3215, 3220, 3400, 3415, 3420; Fits John Deere Sprayer(s) 4730, 4830, 6000, 6100, 6500, 6600, 6700

**Order No: WN-804-556**



Description	Retail
Air Conditioner, Receiver, Dryer Applications: 8560, 8570, 8760, 8770, 9860, 9870 Features: For Nippon Denso Compressors, R12/R134a	\$40.97

**Order No: WN-AL163559**



Description	Retail
Air Conditioner, Receiver Drier Applications: 5070M, 5080M, 5090M, 5100M, 6120, 6220, 6420, 6420S, 6520, 6620, 6320, 6420, 7220, 7320, 7420, 7520 Features: (6120, 6220, 6420, 6420S, 6520, 6620, All Euro Edition S/N 398656-), (6320, 6420, All North American 398656-)	\$35.00

**Order No: WN-RE214440**



Description	Retail
Air Conditioner, Receiver Drier Applications: 7720, 7820, 7920, 8120, 8120T, 8220, 8220T, 8320, 8320T, 8420, 8420T, 8520, 8520T	\$93.74

**Air Conditioning / Heating: Switches/Electrical**

**Order No: WN-220-215**



Description	Retail
Cab, Fan, Blower Switch Applications: 4420, 6600, 6620, 7700, 7720, 8820, 4000, 4020, 4030, 4040, 4230, 4240, 4250, 4430, 4440, 4620, 4630, 4640, 5020, 6030, 7020, 7520, 8430, 8630 Features: 3 Speed, Short Shaft, No Resistor on Switch	\$7.19

**Order No: WN-220-220**



Description	Retail
Air Conditioner, Compressor, Fuse Applications: 1640, 2040, 2040S, 2140, 2250, 2350, 2355, 2550, 2555, 2650, 2750, 2755, 2850, 2855N, 2940, 2950, 2955, 3030, 3040, 3130, 3140, 3150, 3155, 3640, 4000, 4020, 4030, 4040, 4040S, 4230, 4240, 4240S, 4320, 4350, 4430, 4440, 4520, 4620, 4630, 4640, 4840, 5020, 6030, 7020, 8430,	\$9.00

7020, 8430, 8440, 8630

Features: Thermal Limiter, Package of 5 Additional Tractor Models: 8640 2650 S/N -646947, 2955 S/N -663474, 6030 S/N 36227-, 8630 S/N 3514-, Fits John Deere Combines 985, 1065 S/N -41201, 1068H S/N -44137, 1072, 1075 S/N -44137, 1085, 3300, 4400, 4420, 6600, 6620, 6622, 700, 7720, 7722, 8820 S/N -615401; Fits Cotton Pickers 9900, 9910, 9920, 9940; Fits Cotton Strippers 484, 7440; Fits Forage Harvesters 5200, 5440, 5460, 5720, 5820; Fits Windrowers 2250, 2270, 2280, 2320, 2420; Fits Sprayer 6000; Fits Industrial 444, 444C, 444CH, 544B, 544C, 644B, 646, 646B, 655, 655B S/N -791560, 670A, 672A, 690B, 693B, 750, 750B S/N -791560, 755, 755A, 755B S/N -791560, 762, 762A S/N -818909, 770, 770A, 770AH, 772A, 772AH, 844 S/N -5212748, 850, 855, 860, 860A, 860B, 862, 890, 890A, 990

**Order No: WN-220-256**



Description	Retail
Switch, Air Conditioner/Heater Applications: 4420, 6600, 6620, 7700, 7720, 8820, 6600, 2940, 4030, 4040, 4050, 4055, 4230, 4240, 4250, 4255, 4430, 4440, 4450, 4455, 4520, 4555, 4560, 4620, 4630, 4640, 4650, 4755, 4760, 4840, 4850, 4955, 4960, 5020, 5200, 5210, 5300, 5310, 5400, 5410, 5500, 5510, 8430, 8440, 8450, 8630, 8640, 8650 Features: 8430 Model Year 1974-1981, 8850	\$19.95

**Order No: WN-220-5000**



Description	Retail
Air Conditioner, Compressor, Super Heat Applications: 1640, 2040, 2040S, 2140, 2350, 2550, 2750, 4400, 4420, 6600, 6620, 7700, 7720, 8820 Features: Switch, Snap Ring and O-ring, for A6 & S6 Compressors (1640, 2040, 2040S, 2140, All Euro Edition S/N -429999)	\$28.50

**Order No: WN-A6ADP**



Description	Retail
Manifold Extension Applications: CTS, CTS II, 9400, 9410, 9450, 9500, 9500SH, 9510, 9510SH, 9550, 9550SH, 9560, 9560SH, 9560STS, 9600, 9610, 9650, 9650CTS, 9650STS, 9660, 9660CTS, 9660STS, 9670STS, 9870STS, 7760, 9935, 9950, 9970, 9976, 9986, 9996, 7440, 7450, 7455, 5730, 5830, 6610, 6710, 6810, 6910, 7250, 7350 Features: 1/2" Manifold, Pad Mount, 1/4" Male Ports Additional Models: 6620 S/N 600001-, 6622 S/N 600001-, 7720 S/N 600001-, 8820 S/N 600001-, 9860STS S/N -736336, 9920 S/N 281-, 9930 S/N 14001-, 9960 S/N -2000, 9965 S/N 2000, 7445 S/N 16001-, 5720 Year 1989-, 5820 Year 1989-, 7200 S/N 507479-, 7300 S/N 507479-508099, 7400 S/N 507100-, 7450, 7500 S/N 507479-, 7550, 7700 S/N 507479-, 7750, 7800 S/N 507479-, 7850, 7950, 6000, 6100, 6500, 6600, 6700, 3430 S/N 960001-, 3830 S/N 960001-, 4890, 4895, 4990, 4995, 3055 S/N -736336, 3255 S/N -736336, 4030, 4040, 4050, 4055, 4230, 4240, 4250, 4255, 4430, 4440, 4450, 4455, 4555, 4560, 4630, 4640, 4650, 4755, 4760, 4840, 4850, 4955, 4960, 7200, 7400, 7600, 7700, 7800, 8430 Model Years 1974-1981, 8440, 8450, 8630, 8640, 8650, 8850	\$48.17

**Order No: WN-AL168231**



Description	Retail
Air Conditioner Pressure Sensor Applications: 5220, 5320, 5420, 5520, 5620, 5720, 5820, 6100, 6110, 6120, 6200, 6210, 6220, 6300, 6310, 6400, 6405, 6410, 6420, 6420S, 6506, 6510, 6520, 6600, 6605, 6610, 6620, 6810, 6910, 6910S, 6110, 6120, 6200, 6210, 6215, 6220, 6300, 6310, 6320, 6400, 6405, 6410, 6415, 6420, 6500, 6505, 6615	\$45.00

John Deere®

**Tractor: Operators Station / Cab**

**Air Conditioning / Heating: Switches/Electrical**

**Order No: WN-AL168231**

Features: High/Low (5720, 5820, 6100, 6110, 6120, 6200, 6210, 6220, 6300, 6310, 6400, 6405, 6410, 6420, 6420S, 6506, 6510, 6520, 6600, 6605, 6610, 6620, 6810, 6910, 6910S All Euro Edition), (6110, 6120, 6200, 6210, 6215, 6220, 6300, 6310, 6320, 6400, 6405, 6410, 6415, 6420, 6500, 6605, 6615, 6715 All North American), 6820, 6920, 6920S, 7220, 7320, 7420, 7520, (SE6010, SE6020, SE6100, SE6110, SE6120, SE6200, SE6210, SE6220, SE6300, SE6310, SE6320, SE6400, SE6410, SE6420, SE6510, SE6520, SE6610, SE6620 All Euro Edition)

**Order No: WN-RE24307**



Description	Retail
Air Conditioning, Hi-Press Switch Applications: 5720, 5730, 5820, 5830, 6610, 6710, 6810, 6910, 7200, 7250, 7300, 7350, 7400, 7450, 7500, 7550, 7700, 7750, 7800, 7850, 7950, 6000, 6100, 6500, 6600, 6700, 3055, 3255, 4030, 4040, 4050, 4055, 4230, 4240, 4250, 4255, 4430, 4440, 4450, 4455, 4555, 4560, 4630, 4640, 4650, 4755, 4760, 4840 Features: In A/C Line By Condenser 5720 (1989>), 5820 (1989>), 7200 (S/N 507479>), 7300 (S/N 507479- 508099), 7400 (S/N 507100>), 7500, 7700, And 7800 (S/N 507479>), 3430 (S/N 9600001>), 3830 (S/N 9600001>), 4890, 4895, 4990, 4995, 3055 (S/N <736336), 3255 (S/N <736336), 4050 (S/N 006593>), 4250 (S/N 011454>), 4450 (S/N 022782>), 4850, 4955, 4960, 7200, 7400, 7600, 7700, 7800, 8430, 8440, 8450, 8630, 8640, 8650, 8850	\$29.00

**Order No: WN-RE24308**



Description	Retail
Air Conditioner, Low Pressure Switch Applications: 4030, 4040, 4050, 4055, 4230, 4240, 4250, 4255, 4430, 4440, 4450, 4455, 4555, 4560, 4620, 4630, 4640, 4650, 4755, 4760, 4840, 4850, 4955, 4960, 7200, 7400, 7600, 7700, 7800, 8430, 8440, 8450, 8630, 8640, 8650, 8850, 7445, 9930, 9960, 9965, 7450, 9976, 9935, 7455, 9970, 6610, 6710, 6810 Features: 4050 s/n 006593-, 4250 s/n 011454-, 8430 Model Year 1974-1981, 8450 s/n 005535-, 8650 s/n 008068-, 8850 s/n 006536- Sprayer: 6000, 6500, 6100, 6600, 6700, Swather: (3430, 3830 All s/n 9600001-), 4890, 4895, 4990, 4995	\$24.00

**Cab / Open Station: Doors & Related**

**Order No: WN-AL151278**



Description	Retail
Cab, Door, Strut Applications: 5220, 5320, 5420, 5520, 5620, 5720, 5820, 6100, 6110, 6120, 6200, 6210, 6215, 6220, 6300, 6310, 6320, 6400, 6403, 6405, 6410, 6415, 6420, 6420S, 6506, 6510, 6520 Features: Gas, 9.843" Long, 2.953" Piston Stroke 6110 S/N 315388-, 6210 S/N 315388-, 6310 S/N 315388-, 6405 S/N -315387, 6410 s/n 315388-, 6 S/N 315388-	\$20.00

**Order No: WN-AL209275**



Description	Retail
Steering Wheel Gas Shock Applications: 6200, 6300, 6400, 6500, 6200L, 6300L, 6400L, 6500L, 6110, 6210, 6310, 6410, 6110L, 6210L, 6310L, 6410L, 6310S, 6410S, 6510S, 6405, 6605, 6320, 6420, 5220, 5320, 5101E, 5083E 5093E	\$49.00

**Order No: WN-AL69425**



Description	Retail
Cab, Door Frame Applications: 2355, 2555, 2755, 2955, 3055, 3255, 3155 Features: UPS Oversize	\$350.00

**Order No: WN-AR109555**



Description	Retail
Cab Door Frame Left Hand Side Applications: 4040, 4050, 4055, 4240, 4250, 4255, 4440, 4450, 4455, 4555, 4560, 4640, 4650, 4755, 4760, 4840, 4850, 4955, 4960 Features: Height 62", Width 30" 4040 S/N 281946-, 4240 S/N 281946-, 4440 S/N 281946-, 4640 S/N 265969-, 4840 S/N 265969- Sound-Gard Cab; For models with pin for bell crank pivot; Fits left hand side; Frame only less glass, seals and hardware	\$350.00

**Order No: WN-AR73256**



Description	Retail
Cab, Door Frame Applications: 4030, 4230, 4430, 4630, 4040, 4240, 4440, 4640, 4840 Features: 30 Series, Early 40 Series, UPS Oversize 4040 S/N -281945, 4240 S/N -281945, 4440 S/N -281945, 4640 S/N -265968, 4840 S/N -265968	\$350.00

**Order No: WN-AR89232**



Description	Retail
Cab, Door Frame Applications: 4040, 4240, 4440, 4640, 4840, 4050, 4250, 4450 Features: Late SGB SN 40 Series, Early 50 Series, UPS Oversize 4040 S/N 281946-, 4240 S/N 281946-, 4050 S/N -025298, 4250 S/N -025298, 4450 S/N -025298	\$350.00

**Order No: WN-AR91895**



Description	Retail
Cab Door Handle Applications: 2940, 4030, 4040, 4230, 4240, 4430, 4440, 4630, 4640, 4840, 8430, 8440, 8450, 8630, 8640, 8650, 8850 Features: Outer, Locking 8430 Model Year 1974-1981	\$54.03

**Order No: WN-RE234165**



Description	Retail
Gas Strut Spring Cylinder Door Applications: 3033R, 3038R, 3039R, 3045R, 3046R, 3320, 3520, 3720, 4044R, 4049R, 4052R, 4066R, 4320, 4520, 4720, 7630, 7720, 7730, 7815, 7820, 7830, 7920, 7930, 8100, 8110, 8110T, 8120, 8120T, 8130, 8200, 8210, 8210T, 8220, 8220T, 8230, 8300, 8310T, 83320, 8320T, 8330, 8400, 8410, 8410T, 8420 Features: 8420T, 8430, 8520, 8520T, 8530, 9300T, 9320T, 9400T, 9420T, 9430T, 9520T, 9530T, 9620T, 9630T,	\$35.00

**Order No: WN-RE234996**



Description	Retail
Gas Strut Spring Cylinder Door Applications: 7200, 7210, 7400, 7410, 7510, 7500, 7610, 7700, 7710, 7800, 7810 Features: 7610 S/N -089999	\$35.00

**Order No: WN-RE234998**




Description	Retail
Cab Door Gas Strut Applications: 8120, 8220, 8320, 8420, 8520, 9320T, 9420T, 9520T, 9620T, 8220, 8320, 8420, 8520, 8560, 8570, 8760, 8770, 8870, 8960, 8970, 9320T, 9420T, 9520T, 4700, 4710, 4720	\$34.00

**Order No: WN-RE249465**

**Tractor: Operators Station / Cab**

**Cab / Open Station: Doors & Related**

Order No: WN-RE249465


Description	Retail
 Glass, Rear, Weather strip Applications: 9300, 9400, 8100T, 8200T, 8110, 8210, 8310, 8410, 8120, 9120, 4440, 4640, 4840, 4450, 4555, 4760, 8400, 940, 350, 2950, 2755, 5220, 5420, 8530 Features: Fits Rear glass and Door Glass Applications, 198" Long	\$38.00

**Cab / Open Station: Foam Kits, Headliners, Floor Mats**


Order No: WN-28402940CFK

Description	Retail
Cab, Foam Kit Applications: 2350, 2550, 2750, 2840, 2940, 2950, 3150 Features: 8 Pieces, Lower Kit Only, Precut, Brown	\$271.00

Order No: WN-3040SERIESHDLR2WD

Description	Retail
 Cab, Headliner Applications: 4030, 4040, 4230, 4240, 4430, 4440, 4630, 4640, 4840 Features: 3 Pieces, Black, Precut 4030 S/N -109562, 4230 S/N -109562, 4430 S/N -109562, 4630 S/N -109562	\$304.00

Order No: WN-30SERIES2WDCPK

Description	Retail
 Cab, Corner Post Kit Applications: 4030, 4230, 4430, 4630 Features: 4 Pieces, Early or Late, Black, Precut	\$98.00

Order No: WN-30SERIES2WDFM

Description	Retail
 Cab, Floor Mat Applications: 4030, 4040, 4230, 4240, 4430, 4440, 4630, 4640, 4840 Features: Precut	\$103.00

Order No: WN-30SERIESEARLYCFK

Description	Retail
Cab, Foam Kit Applications: 4030, 4230, 4430, 4630 Features: 7 Pieces, Lower Kit Only, Precut 4230 S/N -63649, 4430 S/N -63624, 4630 S/N -63329	\$167.00

Order No: WN-30SERIESLATECFK

Description	Retail
Cab, Foam Kit Applications: 4030, 4230, 4430, 4630 Features: 8 Pieces, Lower Kit Only, Precut 4230 S/N 63650-, 4430 S/N 63625-, 4630 S/N 63330-	\$167.00

Order No: WN-4051

Description	Retail
Cab, Foam Kit Applications: 8430, 8630 Features: 6 Pieces	\$208.00


Order No: WN-4056

Description	Retail
Cab, Foam Kit Applications: 8440, 8640 Features: 8 Pieces	\$353.00

Order No: WN-4061

Description	Retail
Cab, Post Kit Applications: 8440, 8640 Features: 4 Pieces	\$92.25

Order No: WN-4062


Description	Retail
 Cab, Foam Kit Applications: 4050, 4250, 4450, 4650, 4850 Features: Lower Kit Only, 9 Pieces, Precut, Brown,	\$222.00

For 2WD Tractors


Order No: WN-4063

Description	Retail
Cab, Foam Kit Applications: 8450, 8650, 8850 Features: 11 Pieces	\$418.00

Order No: WN-4064

Description	Retail
 Cab, Cowl Cover Applications: 2440, 2640, 2840, 2940, 2350, 2550, 2750, 2950, 3150, 4040, 4050, 4240, 4250, 4440, 4450, 4640, 4650, 4840, 4850, 8450, 8650, 8850 Features: 1 Piece, Brindle Brown	\$191.00

Order No: WN-4065

Description	Retail
 Cab, Post Kit Applications: 2950, 4050, 4250, 4450, 4650, 4850 Features: Brown, 4 Pieces, Pre Cut	\$111.00

Order No: WN-4066

Description	Retail
Cab, Corner Post Kit Applications: 8450, 8650, 8850 Features: 4 Pieces	\$85.25

Order No: WN-4069

Description	Retail
Cab, Corner Post Kit Applications: 2240, 2350, 2440, 2550, 2640, 2740, 2750, 2755, 2840, 2940, 2950, 2955 Features: 4 Pieces	\$102.00

Order No: WN-4074

Description	Retail
Cab, Foam Kit Applications: 3010, 3020, 4000, 4010, 4020 Features: 10 Pieces, Includes Headliner, For Year Around Cabs	\$333.00


Order No: WN-4087

Description	Retail
Cab, Foam Kit Applications: 3020, 4020, 4320 Features: 7 Pieces, For Hinson Cabs	\$268.00

Order No: WN-4088

Description	Retail
Cab, Foam Kit Applications: 3020, 4020, 4320 Features: 7 Pieces, Includes Headliner, For Hiniker Cabs	\$286.00

Order No: WN-4091

Description	Retail
 Cab, Post Kit Applications: 2155, 2355, 2555, 2755, 2955, 3255, 3255, 4040, 4240, 4255, 4440, 4455, 4555, 4640, 4655, 4755, 4840, 4855, 4955 Features: 4 Pieces, Precut, Tan	\$121.00

Order No: WN-4096

Description	Retail
Cab, Foam Kit Applications: 2355, 2555, 2755, 2955, 3155, 3255 Features: 8 Pieces, Tan Sail Cloth Texture, Utility	\$268.00

Order No: WN-4097

Description	Retail
Cab, Foam Kit Applications: 4255, 4455, 4555, 4560, 4655, 4755, 4760, 4855, 4955, 4960 Features: 9 Pieces, Lower Kit Only, Precut, Tan	\$268.00

Order No: WN-40SERIES2WDCPK

Description	Retail
Cab, Post Kit Applications: 4040, 4240, 4440, 4640, 4840	\$103.00




**Tractor: Operators Station / Cab**

**Cab / Open Station: Foam Kits, Headliners, Floor Mats**

**Order No: WN-40SERIES2WDCPK**

Features: 4 Pieces, Precut, Black

**Order No: WN-40SERIESCOWLCOVER**

Description	Retail
 Cover, Cowl Applications: 4030, 4040, 4230, 4240, 4430, 4440, 4630, 4640, 4840, 8430, 8440, 8630, 8640 Features: Black, Precut	\$160.00

**Order No: WN-40SERIESEARLYCFK**

Description	Retail
Cab, Foam Kit Applications: 4040, 4240, 4440, 4640, 4840 Features: 9 Pieces, Lower Kit Only, Precut, Black For CAB S/N 4-185706 and Below ('78 & '79)	\$208.00


**Order No: WN-40SERIESLATECFK**

Description	Retail
Cab, Foam Kit Applications: 4040, 4240, 4440, 4640, 4840 Features: 8 Pieces, Lower Kit Only, Precut, Black For CAB S/N 4-185707 and Above (Late '79 to '82)	\$208.00


**Order No: WN-4100**

Description	Retail
Cab, Corner Post Kit Applications: 4560, 4760, 4960 Features: 4 Pieces, Tan Sailcloth	\$133.00


**Order No: WN-4152**

Description	Retail
 Corner Post Kit Applications: 4055, 4255, 4455, 4555, 4755, 4955, 4560, 4760, 4960 Features: Quick Fit, Brown Vinyl, LH and RH front and rear	\$194.00


**Order No: WN-4176**

Description	Retail
 Cab, Cowl Cover Applications: 4055, 4255, 4455, 4555, 4560, 4655, 4755, 4760, 4955, 4960 Features: 1 Piece, Tan	\$191.00

**Order No: WN-4178**

Description	Retail
 Cab, Cowl Cover Applications: 4055, 4255, 4455, 4555, 4560, 4655, 4755, 4760, 4955, 4960 Features: 1 Piece, Multi-Brown	\$196.00

**Order No: WN-4189**

Description	Retail
 Cab, Post Kit Applications: 2155, 2355, 2555, 2755, 2955, 3155, 3255, 4040, 4240, 4440, 4640, 4840, 4255, 4455, 4555, 4560, 4655, 4755, 4760, 4855, 4955, 4960 Features: 4 Pieces, Brown, 55 Series 2 WD for 2 Wheel Drive or Mechanical Front Wheel Drive	\$136.00

**Order No: WN-4205**

Description	Retail
Cab, Foam Kit Applications: 2155, 2355, 2555, 2755, 2955, 3155, 3255 Features: 8 Pieces, Multi-Brown, Utility	\$282.00

**Order No: WN-4209**

Description	Retail
Cab, Foam Kit Applications: 8560, 8760, 8960 Features: 12 Pieces, Includes Post Kit, Brown Multi & Tan Sail Cloth	\$412.00

**Order No: WN-4212**

Description	Retail
Cab, Foam Kit Applications: 7200, 7210, 7400, 7410, 7510, 7600, 7610, 7700, 7710, 7800, 7810 Features: 6 Pieces, Multi Brown, Precut	\$153.00


**Order No: WN-4213**

Description	Retail
Cab, Post Kit Applications: 7200, 7210, 7400, 7410, 7510, 7600, 7610, 7700, 7710, 7800, 7810 Features: 6 Pieces, Sailcloth Tan, Precut	\$125.00


**Order No: WN-4220**

Description	Retail
 Cab, Post Kit Applications: 8100, 8100T, 8110, 8110T, 8200, 8200T, 8210, 8210T, 8300, 8300T, 8310, 8310T, 8400, 8400T, 8410, 8410T Features: Tan, Left & Right, Pre Cut	\$97.50


**Order No: WN-4221**

Description	Retail
 Cab, Foam, Rear Panel Applications: 8100, 8100T, 8200, 8200T, 8300, 8300T, 8400, 8400T Features: Rear Post Panel, Brown, Pre Cut	\$161.00


**Order No: WN-4222**

Description	Retail
 Cab, Foam, Rear Panel Applications: 8100, 8100T, 8110, 8110T, 8200, 8200T, 8210, 8210T, 8300, 8300T, 8310, 8310T, 8400, 8400T, 8410, 8410T Features: Rear Post Panel, Multi-Brown, Pre-Cut	\$161.00


**Order No: WN-4223**

Description	Retail
 Cab, Foam, Console Panel Applications: 8100, 8100T, 8110, 8110T, 8200, 8200T, 8210, 8210T, 8300, 8300T, 8310, 8310T, 8400, 8400T, 8410, 8410T Features: Right Hand, Brown, Pre Cut, Larger Cutout Power Outlet/Vent	\$187.00


**Order No: WN-4224**

Description	Retail
 Cab, Console Panel Applications: 8100, 8100T, 8110, 8110T, 8200, 8200T, 8210, 8210T, 8300, 8300T, 8310, 8310T, 8400, 8400T, 840, 8410T Features: Right Hand, Brown, Pre-Cut	\$187.00


**Order No: WN-4226**

Description	Retail
 Cab, Fender, Panel, Left Applications: 8100, 8100T, 8110, 8110T, 8200, 8200T, 8210, 8210T, 8300, 8300T, 8310, 8310T, 8400, 8400T, 8410, 8410T Features: Brown, For Buddy Seat, Cushions NOT INCLUDED	\$272.00

**Order No: WN-4227**

Description	Retail
 Cab, Fender, Panel, Left Applications: 8100, 8100T, 8110, 8110T, 8200, 8200T, 8210, 8210T, 8300, 8300T, 8310, 8310T, 8400, 8400T, 8410, 8410T Features: Brown, With Cup Holder	\$272.00

**Order No: WN-4228**


Description	Retail
 Cab Fender Panel Applications: 8100, 8110, 8110T, 8120, 8120T, 8200, 8200T, 8210, 8210T, 8220, 8220T, 8300, 8300T, 8310, 8310T, 8320, 8230T, 8400, 8400T, 8410, 8410T, 8420, 8420T Features: Left Hand, Brown, W/Field Office	\$272.00

John Deere®


**Tractor: Operators Station / Cab**

**Cab / Open Station: Foam Kits, Headliners, Floor Mats**


Order No: WN-4229

Description	Retail
 Cab, Fender, Panel, Left Applications: 8100, 8100T, 8110, 8200, 8200T, 8210, 8300, 8300T, 8310T, 8400, 8400T, 8410T Features: Precut, Multi-Brown	\$272.00


Order No: WN-4233

Description	Retail
 Cab, Console, Cover Applications: 8100, 8100T, 8110, 8100T, 8200, 8200T, 8210, 8210T, 8300, 8300T, 8310, 8310T, 8400, 8400T, 8410, 8410T Features: Right Hand, Multi-Brown	\$187.00

Order No: WN-4234

Description	Retail
 Cab, Panel, Rear Applications: 8110, 8210, 8310, 8410, 8110T, 8210T, 8310T, 8410T, 8120, 8220, 8320, 8420, 8520, 8120T, 8220T, 830T, 8420T, 8520T	\$161.00

Order No: WN-4235

Description	Retail
 Cab, Corner Post Kit Applications: 8100, 8200, 8300, 8400, 8100T, 8200T, 8300T, 8400Y Features: LH & RH Rear Post Pair	\$97.50


Order No: WN-42401

Description	Retail
Panel, Cab, Fender Panel Applications: 8440, 8640 Features: Left Hand, Black	\$102.00


Order No: WN-42466

Description	Retail
Cab Foam Panel Applications: 4050, 4205, 4450, 4650, 4850 Features: Right Front, Brindle Brown SPECIAL ORDER ONLY. NON RETURNABLE	\$100.00


Order No: WN-4329

Description	Retail
 Cab, Floor Mat Applications: 3020, 4020, 4320 Features: For Hinson / Stolper Cabs	\$121.00

Order No: WN-4346

Description	Retail
 Cab, Scuff Guards Applications: 4030, 4230, 4430, 4630, 4040, 4240, 4440, 4640, 4840 Features: Black Plastic, Sold Only in Pairs, Priced as 1 Pair 30 Late Series, 40 Late Series	\$116.00

Order No: WN-4347

Description	Retail
 Cab Scuff Guard Applications: 4050, 4055, 4250, 4255, 4450, 4455, 4555, 4650, 4755, 4850, 4955 Features: Brown, Plastic, Fits Near Door Along Floor, Sold in Pair Used to prevent damage to cab foam along lower door frame	\$119.00

Order No: WN-4504

Description	Retail
Cab, Headliner, Main Panel Applications: 4030, 4040, 4230, 4240, 4430, 4440, 4450, 4630, 4640, 4840, 4850, 8430, 8440, 8630, 8640 Features: Black	\$211.00

Order No: WN-4505

Description	Retail
 Cab, Headliner, Filter Door Panel Applications: 4030, 4040, 4230, 4240, 4430, 4440, 4630, 4640, 4840, 8430, 8440, 8630, 8640 Features: Black	\$42.75


Order No: WN-4506

Description	Retail
Cab, Headliner, Front Panel Applications: 4030, 4040, 4050, 4055, 4230, 4240, 4250, 4255, 4430, 4440, 4450, 4455, 4555, 4560, 4630, 4640, 4650, 4755, 4760, 4840, 4850, 4955, 4960 Features: 1 Piece, Black	\$89.50

Order No: WN-4509

Description	Retail
Cab, Headliner Applications: 8430, 8630, 8440, 8640 Features: 3 Pieces	\$309.00

Order No: WN-4510

Description	Retail
 Cab Headliner Applications: 2350, 2550, 2750, 2840, 2940, 2950, 3150, 4050, 4250, 4450, 4650, 4850 Features: Brindle Brown, 3 Pieces, Pre Cut	\$304.00

Order No: WN-4511

Description	Retail
Cab, Headliner Applications: 8450, 8650, 8850 Features: 3 Pieces	\$309.00

Order No: WN-4515

Description	Retail
Cab, Headliner, Main Panel Applications: 2350, 2550, 2750, 2840, 2940, 2950, 3140, 3150, 4050, 4250, 4450, 4650, 4850, 8450, 8650, 8850 Features: 1 Piece, Brown	\$211.00

Order No: WN-4516

Description	Retail
Cab, Headliner, Filter Door Panel Applications: 4030, 4040, 4050, 4055, 4230, 4240, 4250, 4255, 4430, 4440, 4450, 4455, 4555, 4560, 4630, 4640, 4650, 4755, 4760, 4840, 4850, 4955, 4960 Features: 1 Piece, Brown	\$40.00


Order No: WN-4517

Description	Retail
Cab, Headliner, Front Panel Applications: 2350, 2550, 2640, 2750, 2840, 2940, 2950, 3140, 3150, 4050, 4250, 4450, 4650, 4850 Features: 1 Piece, Brown	\$89.50


Order No: WN-4524

Description	Retail
Cab, Headliner Applications: 8560, 8760, 8960 Features: Tan Sail Cloth, 1 Piece, Shipped By Truck Freight Only	\$351.00

Order No: WN-4530

Description	Retail
 Cab, Headliner, Filter Door Panel Applications: 4050, 4055, 4250, 4255, 4450, 4455, 4555, 4560, 4650, 4850, 4755, 4760, 4955, 4960 Features: One Piece, 1/2" Thick, Tan	\$40.00

Order No: WN-4531

Description	Retail
 Cab, Headliner, Front Panel Applications: 2155, 2355, 2555, 2755, 2955, 3155, 3255, 4255, 4455, 4555, 4560, 4655, 4755, 4760, 4855, 4955, 4960 Features: 1 Piece, Sailcloth Tan	\$128.00

John Deere®

**Tractor: Operators Station / Cab**

**Cab / Open Station: Foam Kits, Headliners, Floor Mats**

**Order No: WN-4532**

Description	Retail
Cab, Headliner Applications: 4030, 4040, 4050, 4055, 4230, 4240, 4250, 4255, 4430, 4440, 4450, 4455, 4555, 4560, 4630, 4640, 4650, 4755, 4760, 4840, 4850, 4955, 4960 Features: 3 Pieces, Tan Sail Cloth	\$364.00

**Order No: WN-4535**



Description	Retail
Cab, Headliner Applications: 7200, 7210, 7400, 7410, 7510, 7600, 7610, 7700, 7710, 7800, 7810 Features: 1 Piece, Tan Sail Cloth, Original JD Color	\$279.00

**Order No: WN-4538**

Description	Retail
Headliner Filter Door Applications: 2155, 2355, 2555, 2755, 2955, 3155, 3255	\$40.00

**Order No: WN-4539**

Description	Retail
Cab, Headliner, Front Panel Applications: 2155, 2355, 2555, 2755, 2955, 3155, 3255 Features: Tan Sailcloth, For Cabs With Speakers Mounted On Rear Wall	\$119.00

**Order No: WN-4540**

Description	Retail
Cab, Headliner Applications: 2155, 2355, 2555, 2755, 2955, 3155, 3255 Features: 3 Piece Set, Tan Sail Cloth Texture	\$351.00

**Order No: WN-4542**

Description	Retail
Cab, Headliner Applications: 7820, 7920, 8100, 8100T, 8200, 8200T, 8300, 8300T, 8400, 8400T Features: Tan	\$281.00

**Order No: WN-4547**

Description	Retail
Cab, Headliner Applications: 6100, 6200, 6300, 6400, 6500, 6110, 6210, 6310, 6410, 6510 Features: Sailcloth Tan (Perforated Vinyl), 6000 Series This item is Oversized and ship by common carrier only. Truck freight charges apply.	\$289.00

**Order No: WN-4548**

Description	Retail
Cab, Headliner Applications: 6100, 6120, 6200, 6210, 6300, 6310, 6400, 6410, 6500, 6510 Features: Camel Hair Tan Cloth, Non-Perforated	\$289.00

**Order No: WN-4549**

Description	Retail
Cab, Headliner Applications: 7200, 7210, 7400, 7410, 7510, 7600, 7610, 7700, 7710, 7800, 7810 Features: One Piece, Precut, Camel Hair Tan Cloth, Truck Freight Only	\$272.00

**Order No: WN-4571**

Description	Retail
Cab, Headliner Applications: 8100, 8110, 8120, 8120T, 8200, 8200T, 8210, 8220, 8220T, 8300, 8300T, 8310, 8320, 8320T, 8400, 8400T, 8410, 8420, 8420T, 9100, 9120, 9200, 9220, 9300, 9300T, 9320, 9400, 9400T, 9420, 9420T, 9520, 9520T, 9620, 9620T	\$281.00

Features: Sailcloth Tan, Perforated Vinyl Truck Freight Item

**Order No: WN-4572**

Description	Retail
Cab, Headliner Applications: 8100, 8110, 8120, 8120T, 8200, 8120T, 8200, 8200T, 8210, 8220, 8220T, 8300, 8300T, 8310, 8320, 8320T, 8400, 8400T, 8410, 8420, 8420T, 9100, 9120, 9200, 9220, 9300, 9300T, 9320, 9320T, 9400, 9420, 9420T, 9520, 9520T, 9620, 9620T Features: Cloth, Tan Sailcloth Truck Freight Only	\$281.00

**Order No: WN-4604**



Description	Retail
Corner Post Kit Applications: 6100, 6200, 6300, 6400, 6500 Features: Tan Plastic, 6 Pieces, Install w/ Original Trim & Fasteners	\$298.00

**Order No: WN-55SERIESCFK**

Description	Retail
Cab, Foam Kit Applications: 4255, 4455, 4555, 4560, 4655, 4755, 4760, 4855, 4955, 4960 Features: 9 Pieces, Lower Kit Only, Precut, Brown	\$268.00

**Order No: WN-AH118028**



Description	Retail
Panel, Bezel, Black Applications: 6620, 6622, 7720, 8820, 9910, 9920, 9930, 9940, 9950, 9960, 484, 7440, 7445, 5720, 5730, 5830, 2320, 2420, 3430, 3830, 4030, 4040, 4040S, 4230, 4240, 4240S, 4350, 4430, 4440, 4630, 4640, 4840, 8430, 8440, 8630, 8640 Features: W/Air Louvers	\$168.57

**Order No: WN-AL56722**



Description	Retail
Cab, Headliner Applications: 2155, 2355, 2555, 2755, 2955, 3155, 3255, 4255, 4455, 4555, 4560, 4655, 4755, 4760, 4855, 4955, 4960 Features: Main Panel, Tan Sail Cloth	\$213.00

**Order No: WN-BULKFOAM-4005**



Description	Retail
Cab, Bulk Foam, Red Applications: 45, 55, 95, 99, 105, 299, 499, 699, 2840, 2855, 2940, 2950, 2955, 3300, 4040, 4050, 4055, 4230, 4240, 4250, 4255, 4320, 4400, 4420, 4440, 4450 Features: 54" X 36", 1" Thick 4455, 4520, 4620, 4630, 4640, 4650, 6600, 6620, 7700, 7720, 8820, 9400, 9500, 9600, CTS	\$60.50

**Order No: WN-BULKFOAM-4006**



Description	Retail
Bulk Foam, Cab, Berkshire Gray Applications: 45, 55, 95, 99, 105, 299, 499, 699, 2840, 2855, 2940, 2950, 2955, 3300, 4040, 4050, 4055, 4230, 4240, 4250, 4255, 4320, 4400, 4420, 4440, 4450, 4455, 4520, 4620, 4630, 4640, 4650, 6600, 6620, 7700, 7720, 8820, 9400, 9500, 9600, CTS Features: 54" X 36", 1" Thick	\$60.50

**Order No: WN-BULKFOAM-4007**



Description	Retail
Cab, Bulk Foam, Black Applications: 45, 55, 95, 99, 105, 299, 499, 699, 2840, 2855, 2940, 2950, 2955, 3300, 4040, 4050, 4055, 4230, 4240, 4250, 4255, 4320, 4400, 4420, 4440, 4450 Features: 54" X 36", 1" Thick, 18 Holes Per Inch 4455, 4520, 4620, 4630, 4640, 4650, 6600, 6620, 7700, 7720, 8820, 9400, 9500, 9600, CTS	\$60.50

**Order No: WN-BULKFOAM-4008**



**Tractor: Operators Station / Cab**

**Cab / Open Station: Foam Kits, Headliners, Floor Mats**

**Order No: WN-BULKFOAM-4008**

Description	Retail
Cab, Bulk Foam, Black Applications: 45, 55, 95, 99, 105, 299, 499, 699, 2840, 2855, 2940, 2950, 2955, 3300, 4040, 4050, 4055, 4230, 4240, 4250, 4255, 4320, 4400, 4420, 4440, 4450, 4455, 4520, 4620, 4630, 4640, 4650, 6600, 6620, 7700, 7720, 8820, 9400, 9500, 9600, CTS Features: 54" X 36", 1" Thick, 64 Holes Per Inch	\$60.50

**Order No: WN-BULKFOAM-4009**

Description	Retail
Cab, Bulk Foam, Basket Weave Black Applications: 45, 55, 95, 99, 105, 299, 499, 699, 2840, 2855, 2940, 2950, 2955, 3300, 4040, 4050, 4055, 4230, 4240, 4250, 4255, 4320, 4400, 4420, 4440, 4450 Features: 54" X 36", 1" Thick 4455, 4520, 4620, 4630, 4640, 4650, 6600, 6620, 7700, 7720, 8820, 9400, 9500, 9600, CTS	\$60.50

**Order No: WN-BULKFOAM-4010**

Description	Retail
Cab, Bulk Foam, Ginger Brown Applications: 45, 55, 95, 99, 105, 299, 499, 699, 2840, 2855, 2940, 2950, 2955, 3300, 4040, 4050, 4055, 4230, 4240, 4250, 4255, 4320, 4400, 4420, 4440, 4450 Features: 54" X 36", 1" Thick 4455, 4520, 4620, 4630, 4640, 4650, 6600, 6620, 7700, 7720, 8820, 9400, 9500, 9600, CTS	\$60.50

**Order No: WN-BULKFOAM-4012**

Description	Retail
Cab, Bulk Foam, Brindle Brown Applications: 45, 55, 95, 99, 105, 299, 499, 699, 2840, 2855, 2940, 2950, 2955, 3300, 4040, 4050, 4055, 4230, 4240, 4250, 4255, 4320, 4400, 4420, 4440, 4450 Features: 54" X 36", 1" Thick 4455, 4520, 4620, 4630, 4640, 4650, 6600, 6620, 7700, 7720, 8820, 9400, 9500, 9600, CTS	\$60.50

**Order No: WN-BULKFOAM-4013**

Description	Retail
Cab, Bulk Foam, Black Applications: 45, 55, 95, 99, 105, 299, 499, 699, 2840, 2855, 2940, 2950, 2955, 3300, 4040, 4050, 4055, 4230, 4240, 4250, 4255, 4320, 4400, 4420, 4440, 4450 Features: 54" X 36", 2" Thick, 64 Holes Per Inch 4455, 4520, 4620, 4630, 4640, 4650, 6600, 6620, 7700, 7720, 8820, 9400, 9500, 9600, CTS	\$97.50

**Order No: WN-BULKFOAM-4015**

Description	Retail
Cab, Bulk Foam, Berkshire Gray Applications: 45, 55, 95, 99, 105, 299, 499, 699, 2840, 2855, 2950, 2955, 3300, 4040, 4050, 4055, 4230, 4240, 4250, 4255, 4320, 4400, 4420, 4440, 4450, 4455 Features: 54" X 36", 1/2" Thick 4520, 4620, 4630, 4640, 4650, 6600, 6620, 7700, 7720, 8820, 9400, 9500, 9600, CTS	\$45.50

**Order No: WN-BULKFOAM-4016**

Description	Retail
Cab, Bulk Foam, Black Applications: 45, 55, 95, 99, 105, 299, 499, 699, 2840, 2855, 2950, 2955, 3300, 4040, 4050, 4055, 4240, 4250, 4255, 4320, 4400, 4420, 4440, 4450, 4520, 4620 Features: 54" X 36", 1/2" Thick, 18 Holes per Inch 4630, 4640, 4650, 6600, 6620, 7700, 7720, 8820, 9400, 9500, 9600, CTS	\$45.50

**Order No: WN-BULKFOAM-4017**

Description	Retail
Cab, Bulk Foam, Black Applications: 45, 55, 95, 99, 105, 299, 499, 699, 2840, 2855, 2940, 2950, 2955, 3300, 4040, 4050, 4055, 4230, 4240, 4250, 4255, 4320, 4400, 4420, 4440, 4450 Features: 54" X 36", 1/2" Thick, 64 Holes Per Inch 4455, 4520, 4620, 4630, 4640, 4650, 6600, 6620, 7700, 7720, 8820, 9400, 9500, 9600, CTS	\$45.50

**Order No: WN-BULKFOAM-4019**

Description	Retail
Cab, Bulk Foam, Brindle Brown Applications: 45, 55, 95, 99, 105, 299, 499, 699, 2840, 2855, 2940, 2950, 2955, 3300, 4040, 4050, 4055, 4230, 4240, 4250, 4255, 4320, 4400, 4420, 4440, 4450 Features: 54" X 36", 1/2" Thick 4455, 4520, 4620, 4630, 4640, 4650, 6600, 6620, 7700, 7720, 8820, 9400, 9500, 9600, CTS	\$45.50

**Order No: WN-BULKFOAM-4084**

Description	Retail
Cab, Bulk Foam, Sand Cloth Tan Applications: 45, 55, 95, 99, 105, 299, 499, 699, 2840, 2855, 2940, 2950, 2955, 3300, 4040, 4050, 4055, 4230, 4240, 4250, 4255, 4320, 4400, 4420, 4440, 4450, 4455, 4520, 4620, 4630, 4640, 4650, 6600, 6620, 7700, 7720, 8820, 9400, 9500, 9600, CTS Features: 54" X 36", 1/2" Thick, 64 Holes Per Inch	\$45.50

**Order No: WN-BULKFOAM-4104**

Description	Retail
Cab, Bulk Foam, Red Applications: 45, 55, 95, 99, 105, 299, 499, 699, 2840, 2855, 2940, 2950, 2955, 3300, 4040, 4050, 4055, 4230, 4240, 4250, 4255, 4320, 4400, 4420, 4440, 4450 Features: 54" X 84", 1-1/2" Thick 4455, 4520, 4620, 4630, 4640, 4650, 6600, 6620, 7700, 7720, 8820, 9400, 9500, 9600, CTS	\$82.50

**Order No: WN-BULKFOAM-4118**

Description	Retail
Cab, Bulk Foam, Silver Foil Applications: 45, 55, 95, 99, 105, 299, 499, 699, 2840, 2855, 2940, 2950, 2955, 3300, 4040, 4050, 4055, 4230, 4240, 4250, 4255, 4320, 4400, 4420, 4440, 4450 Features: 54" X 36", 1" Thick 4455, 4520, 4620, 4630, 4640, 4650, 6600, 6620, 7700, 7720, 8820, 9400, 9500, 9600, CTS	\$60.50

**Order No: WN-CR304P**

Description	Retail
Cab, Post Kit Applications: 8430, 8630 Features: 5 Pieces, Black	\$73.00

**Order No: WN-CR30FM**

Description	Retail
Cab, Floor Mat Applications: 4030, 4040, 4050, 4055, 4230, 4240, 4250, 4255, 4430, 4440, 4450, 4455, 4560, 4630, 4640, 4650, 4755, 4760, 4840, 4850, 4955, 4960	\$84.50

**Order No: WN-CR40P**

Description	Retail
Cab, Post Kit Applications: 4430 Features: Black	\$66.00

**Order No: WN-K64231**

Description	Retail
Cab, Foam Kit Applications: 4030, 4230, 4430, 4630 Features: Black, 8 Pieces, 64 HPSI, For Sound	\$271.80

John Deere®

**Tractor: Operators Station / Cab**

**Cab / Open Station: Foam Kits, Headliners, Floor Mats**


**Order No: WN-K64231**

Guard Cab S/N 205844-

**Order No: WN-K64400**

Description	Retail
Cab, Headliner Kit Applications: 2840, 2940, 3040, 3140, 3640, 4030, 4040, 4230, 4240, 4430, 4440, 4630, 4640, 4840 Features: Black, 3 Pieces	\$266.00

**Order No: WN-KMGLUE**

Description	Retail
 Cab, Foam, Glue Applications: 45, 55, 95, 99, 105, 299, 499, 699, 2840, 2855, 2940, 2950, 2955, 3300, 4050, 4055, 4250, 4255, 4400, 4420, 4430, 4440, 4450, 4455, 4520, 4555 Features: 18 oz. Spray Adhesive	\$26.25

**Order No: WN-RE155148-B**

Description	Retail
Cab, Foam Kit Applications: 4055, 4255, 4455, 4555, 4560, 4755, 4760, 4955, 4960 Features: 9 Pieces, Multi-Brown	\$389.54

**Order No: WN-RE177544**

Description	Retail
 Panel, Fender Cover Applications: 9100, 9110, 9120, 9200, 9210, 9220, 9300, 9310, 9320, 9400, 9410, 9420, 9510, 9520, 9610, 9620 Features: LH, Brown Vinyl Cover	\$340.00

**Cab / Open Station: Glass**

**Order No: WN-3234163R1**

Description	Retail
Cab, Window, Rear, Strut Applications: 485, 495, 585, 595, 685, , 695, 743, 745, 785, 795, 844, 845, 856, 885, 895, 955, 956, 995, 1055, 1056, 1255, 1455, 3210, 3220, 4210, 4220, 4230 Features: Gas, Overall Length 19.685" 4230	\$37.54


**Order No: WN-AL114803**

Description	Retail
Glass, Window, Strut, Rear Applications: 5220, 5320, 5420, 5520, 5620, 5720, 5820, 6100, 6110, 6120, 6200, 6210, 6215, 6220, 6300, 6310, 6320, 6400, 6403, 6405, 6410, 6415, 6420, 6420S, 6505, 6510, 6520, 6600, 6603, 6605, 6610, 6615, 6620, 6715, 6800, 6810, 6820, 6900, 6910, 6910S, 6920, 6920S, 7270, 7320, 7420, 7520 Features: Length 19.488", Piston Stroke 7.677", Cylinder Diameter .827"	\$29.00


**Order No: WN-AL152337**

Description	Retail
 Cab Glass Rear Applications: 6320, 6420, 6420S, 6520, 6620, 6820, 6920, 6920S, 7220, 7320, 7420, 7520 Features: A=45", B=22.5", C=18", D=18.5", E=18", F=22.5", Ships Truck (6320, 6420, 6420S, 6520, 6620, 6820, 6920, 6920S All Euro Edition)	\$210.00


**Order No: WN-AL156653**

Description	Retail
 Cab Glass Rear With Sunscreen Tabs Applications: 6110, 6120, 6200, 6210, 6215, 6220, 6300, 6310, 6320, 6400, 6405, 6410, 6415, 6420, 6420S, 6520, 6600, 6405, 6410, 6415, 6420, 6505, 6605, 6615, 6715, 7220, 7320, 7420, 7520 Features: A=45-1/2", B=22-3/4", C=18" D=18-1/2" E=18" F=22-3/4", Truck (6320, 6420, 6420S, 6520, 6820, 6920, 6920S All European Edition)	\$190.00

**Order No: WN-AL164267**

Description	Retail
 Glass, Door, Weather strip Applications: 1640, 2040, 2955, 2755, 2355, 2555, 3155, 6200, 6300, 6400, 6500, 6110, 6210, 6310, 6410, 6310S, 6410S, 6510S, 6405, 6605, 6120, 6220, 6320, 6420, 6320L, 6420L, 6520L, 6215, 6415, 6615, 6715, 7430, 7330, 7530, 6230, 6330, 6430, 7130, 7230, 6230, 6330, 6430, 7330, 6105M, 6115M, 6125M Features: 792" Roll	\$183.00

**Order No: WN-AL212195**

Description	Retail
 Glass, Rear Applications: 6170R, 6190R, 6210R, 6210R, 6105R, 6115R, 6125R, 6140R, 6150R, 6150RH, 6175R, 6195R, 6215R, 6110R, 6120R, 6130R	\$195.00


**Order No: WN-AR85559**

Description	Retail
 Cab, Door Frame, Weather Stripping Applications: 4030, 4230, 4430, 4630, 2940, 4040, 4240, 4440, 4640, 4840, 4050, 4250, 4450, 4650, 4850, 2140, 3040, 3140, 2350, 2550, 2750, 2950, 3150 Features: Upper Hinge Side	\$29.00


**Order No: WN-AR87997**

Description	Retail
Cab Glass Rear Sliding Applications: 2350, 2355, 2550, 2555, 2750, 2755, 2855N, 2940, 2950, 2955, 3055, 3150, 3155, 3255, 4030, 4040, 4050, 4055, 4230, 4240, 4250, 4255, 4430, 4440, 4450, 4455, 4555, 4560, 4630, 4640, 4650, 4755, 4760, 4840, 4850, 4955, 4960, 8430, 8440, 8450, 8630, 8640, 8650, 8850 Features: A=21", B=29-1/2", C=23-1/2", D=29.31"	\$156.97


**Order No: WN-L112972**

Description	Retail
 Cab Glass Front Windshield Applications: 6110, 6120, 6310, 6410, 6210, 6215, 6220, 6320, 6405, 6415, 6420, 6605, 6605, 6610, 6615, 6715, 7330, 6230, 6330, 6430, 6715, 6810, 7130, 6820, 6910, 6920, 7230, 6105SM, 6115M, 6125M, 6140M, 6150M, 6170M, 6140J, 6155J Features: Windshield, A=46.75", B=31.50", C=54.00", D=31.50", Truck Freight (6110, 6120, 6310, 6410 All S/N 223898-), , 6510 (European), 6520 (European), 6605, 6610 (European), 6615, 6620 (European), 6715, 6810 (European), 6820 (European), 6910 (European), 6920 (European)	\$145.00


**Order No: WN-L113305**

Description	Retail
 Cab Glass - Right Hand Side Applications: SE6010, SE6020, SE6100, SE6110, SE6120, 6110, 6120, 6200, 6210, 6215, 6220, 6300, 6310, 6320, 6400, 6410, 6415, 6420, 6510, 6520, 6605, 6610, 6615, 6620, 6715, 6810, 6910, 6920, 7220, 7320, 7420, 7505, 7520 Features: A=15.25", B=30", C=16.75", D=27.38"	\$55.00

**Order No: WN-L113306**

Description	Retail
 Glass, Side, LH Applications: 6110, 6120, 6200, 6210, 6215, 6220, 6300, 6310, 6320, 6400, 6405, 6410, 6415, 6420, 6510, 6520, 6605, 6610, 6615, 6620, 6715, 6810, 6820, 6910, 6920, 7220, 7320, 7420, 7520 Features: A=15.25", B=30", C=16.75", D=27.38"	\$69.00

**Order No: WN-L169102**

Description	Retail
 Glass, Left Hand Door Applications: 6110, 6120, 6200, 6210, 6215, 6220, 6300, 6310, 6320, 6400, 6405, 6410, 6415, 6420, 6430, 6506, 6510, 6520, 6600, 6605, 6610, 6615,	\$175.00

John Deere®

**Tractor: Operators Station / Cab**

**Cab / Open Station: Glass**

**Order No: WN-L169102**

6620, 6715, 6800, 6810, 6820, 6900, 6910, 6920, 7220, 7320, 7330, 7420, 7520  
 Features: A=26.50", B=56.25", C=13.50", D=30.00", E=30.25", Truck Freight 6200 w/ Comfortgard Cab, 6300 w/ Comfortgard Cab, 6400 w/ Comfortgard Cab, 6500 w/ Comfortgard Cab, European Models: 6420S, 6506, 7420 7520, 6195M

**Order No: WN-L169103**



Description	Retail
Glass, Right Hand Door Applications: 6110, 6120, 6200, 6210, 6215, 6220, 6300, 6310, 6320, 6400, 6405, 6410, 6415, 6420, 6430, 6506, 6510, 6520, 6600, 6605, 6610, 6615, 6620, 6715, 6800, 6810, 6820, 6900, 6910, 6920, 7220, 7320, 7330, 7420, 7520 Features: A=26.50", B=56.25", C=13.50", D=30.00", E=30.25, Truck Freight (6200, 6300, 6400, 6405, 6500 all with sound guard cab) 6195	\$175.00

**Order No: WN-L174377**



Description	Retail
Glass, Door, RH Applications: 6230, 6330, 6430, 7130, 7230, 7330, 7430, 7530	\$275.00

**Order No: WN-L202528**



Description	Retail
Cab Glass Rear Applications: 6110, 6120, 6130, 6200, 6210, 6215, 6220, 6230, 6300, 6310, 6320, 6330, 6400, 6405, 6410, 6415, 6420, 6430, 6500, 6530, 6534, 6605, 6615, 6630, 6715, 6830, 6930, 7130, 7220, 7230, 7320, 7330, 7420, 7430, 7520, 7530, 6320, 6420, 6506, 6510, 6520, 6600, 6610, 6620, 6800, 6810, 6820, 6900 Features: A=45.25", B= 22.75", C=18", D=18", E=18", F=22.75", Truck Freight 6910, 6920 6230 and 6230 (Premium), 6330 and 6330 (Premium), 6530 and 6530 (Premium), 6630 and 6630 (Premium), 6830 and 6830 (Premium), 6930 and 6930 (Premium), 7130 and 7130 (Premium), 7230 and 7230 (Premium), 7330 (Premium) ONLY, 7430 (Premium), 7530 (Premium); 6200 w/ Comfortgard Cab, 6300 w/ Comfortgard Cab	\$175.00

**Order No: WN-L209269**



Description	Retail
Rear Window Bracket Applications: 6170R, 6190R, 6210R, 6210R, 6105R, 6115R, 6125R, 6140R, 6150R, 6150RH, 6175R, 6195R, 6215R, 6110R, 6120R, 6130R	\$9.00

**Order No: WN-L212967**



Description	Retail
Glass, Door, LH Applications: 6105R, 6115R, 6125R, 6140R, 6150R, 6150RH, 6175R, 6195R, 6215R, 6110R, 6120R, 6130R	\$310.00

**Order No: WN-L212968**



Description	Retail
Glass, Door, RH Applications: 6105R, 6115R, 6125R, 6140R, 6150R, 6150RH, 6175R, 6195R, 6215R, 6110R, 6120R, 6130R	\$310.00

**Order No: WN-L36606**



Description	Retail
Rear Cab Glass Window Applications: 1640, 2040, 240S, 2140, 2250, 2450, 2650, 2850, 3040, 3050, 3140, 3350, 3640, 3640S, 3650, 4040S, 4050E, 4055, 4240S, 4250E, 4255, 4350, 4450, 4455, 4650, 4850 Features: A- 44.75", B- 33", C- 49.75", Ships Truck	\$135.00

Freight 1640 S/N 430000-, 2040 S/N 430000-, 2040S S/N 430000-, 2140 S/N 430000-, 2250 S/N -627805, 2450 S/N -627805, 2650 S/N -627805, 2850 S/N -627805, 3040 S/N 430000-, 3050 S/N -627805, 3140 S/N 430000-, 3350 S/N -627805, 3640, 3640S, 3650 S/N -627805, Glass Is Held Open With A Gas Strut. For Glass Held Open With A Latch

**Order No: WN-L40412**



Description	Retail
Glass, Upper, Windshield, RH Weather strip Applications: 4030, 4230, 4430, 4630, 8430, 8630, 2940, 8850, 8450, 8650, 4040, 4240, 4440, 4640, 4840, 4050, 4250, 4450, 4650, 4850, 8440, 8640, 1640, 2040	\$98.00

**Order No: WN-L40413**



Description	Retail
Glass, Lower, Door, LH Weather strip Applications: 4030, 4230, 4430, 4630, 2940, 4040, 4240, 4440, 4640, 4840, 4050, 4250, 4450, 4650, 4850, 1640, 2040	\$65.00

**Order No: WN-L40414**



Description	Retail
Glass, Upper, Door, LH Weather strip Applications: 4030, 4230, 4430, 4630, 8430, 8630, 2940, 8850, 8450, 8650, 4040, 4240, 4440, 4640, 4840, 4050, 4250, 4450, 4650, 4850, 8440, 8640, 1640, 2040	\$70.00

**Order No: WN-L40415**



Description	Retail
Glass, Front, Lower, RH Weather strip Applications: 4030, 4230, 4430, 4630, 8430, 8630, 2940, 8850, 8450, 8650, 4040, 4240, 4440, 4640, 4840, 4050, 4250, 4450, 4650, 4850, 8440, 8640, 1640, 2040	\$72.00

**Order No: WN-L57977**

Description	Retail
Glass, Side, Right or Left Hand Applications: 1550, 1640, 1750, 1850, 1950, 2040, 2040S, 2140, 2250, 2450, 2650, 2850, 3040, 3140, 3640 Features: A=33", B=29-1/2", C=36", D=29-1/2", With SG2 Cab	\$157.26

**Order No: WN-L57980**

Description	Retail
Cab Glass Side Applications: 2355, 2555, 2755, 2955, 3055, 3155, 3255 Features: Left or Right Hand 2355 S/N 631622-, 2555 S/N 631622-, 2755 S/N 631622-, 2955 S/N 631622-, 3055, 3155 S/N 631622-, 3255	\$146.36

**Order No: WN-L57981**

Description	Retail
Glass, Rear Applications: 2255, 2355, 2755, 2955, 3055, 3155, 3255 Features: A= 44.50" B= 50.00" C= 32.50" 2255 S/N 631622-, 2355 S/N 631622-, 2755 S/N 631622-, 2955 S/N 631622-, 3155 S/N 631622-	\$130.17

**Order No: WN-L58951**

Description	Retail
Glass Upper, Door, LH Applications: 2250, 2355, 2450, 2555, 2650, 2755, 2850, 2955, 3050, 3055, 3255, 3350, 3640, 3650 Features: A=26", B=28", C=29", D=28" 2955 S/N -765516, 3150 S/N 071270-, 3155 S/N -738221	\$95.00

**Order No: WN-L58953**

Description	Retail
Glass, Windshield, Upper, Right Hand Applications: 2250, 2355, 2450, 2555, 2650, 2755, 2850, 2955, 3050, 3055, 3150, 3155, 3255, 3350, 3640, 3650 Features: A=34-1/2", B=37-1/2", C=28" 2955 S/N -765216, 3150 S/N 071270-, 3155 S/N -738221	\$201.07

**Order No: WN-L78537**



**Tractor: Operators Station / Cab**

**Cab / Open Station: Glass**

**Order No: WN-L78537**

**Description Retail**

Glass, Side, Left Hand \$121.41  
 Applications: 6200, 6300, 6400, 6500, 3506, 6600, 6800, 6900  
 Features: A=15-1/4", B=27-1/2", C=17", D=30" (6200, 6300, 6400, 6500, All Comfortgard Cab), (3506, 6600, 6800, 6900, All European Edition)


**Order No: WN-L78538**

**Description Retail**

Glass, Side, Right Hand \$130.00  
 Applications: 6200, 6300, 6400, 6500


**Order No: WN-L78733**

**Description Retail**

 Cab Glass Windshield Front \$225.00  
 Applications: 6110, 6200, 6210, 6300, 6310, 6400, 6410, 6610, 6210, 6310, 6410, 6200, 6210, 6300, 6310, 6400, 6410, 6500, 6510, 6600, 6800, 6810, 6900, 6910  
 Features: A=47.00", B=31.25", C=53.50", D=31.25", Ships Truck Freight (6610, 6210, 6310, 6410 All s/n -223897), (6200, 6300, 6400, 6500 All Comfortgard Cab), (6500, 6600, 6800, 6900 All Euro Edition)


**Order No: WN-R110990**

**Description Retail**

 Cab Glass Rear \$295.00  
 Applications: 7200, 7210, 7400, 7410, 7510, 7600, 7610, 7700, 7710, 7800, 7810  
 Features: 49" Top, 55-1/5" Overall Bottom, 31-1/4" Sides, Tinted, Truck

**Order No: WN-R127903**

**Description Retail**

 Rear Cab Window Glass \$308.00  
 Applications: 7720, 7820, 7920, 8100, 8100T, 8110, 8110T, 8120, 8120T, 8200, 8200T, 8210, 8210T, 8220, 8220T, 8300, 8300T, 8320, 8320T, 8400, 8410, 8410T, 8420, 8420T, 8520, 8520T, 9100, 9120, 9200, 9220, 9300, 9300T, 9320, 9320T, 9400, 9400T, 9420, 9420T, 9520, 9520T  
 Features: A=54.25", B=32.25", C=18", D=26", E=18", F=32.25", Truck Freight 8100 S/N 5157-, 8200 S/N 003733-, 8300 S/N 006255-, 8400 S/N 007010-


**Order No: WN-R130522**

**Description Retail**

Glass, Rear \$360.64  
 Applications: 8100, 8200, 8300, 8400  
 Features: Tinted. European Models 8100 (European S/N -005156), 8200 (European S/N -003732), 8300 (European S/N -006254), 8400 (European S/N -007009)

**Order No: WN-R131163**

**Description Retail**

 Cab Glass Left Door \$250.00  
 Applications: 7200, 7210, 7400, 7410, 7510, 7600, 7610, 7700, 7710, 7800, 7810  
 Features: Left Hand, 26-1/2" x 56-1/4", Ships Truck Freight

**Order No: WN-R131164**

**Description Retail**

Cab Door Glass Right Hand \$321.60  
 Applications: 7200, 7210, 7400, 7410, 7510, 7600, 7610, 7700, 7710, 7800, 7810  
 Features: A=26.5", B=56.25", C=14.0", D=27.5", E=33.0", Tinted

**Order No: WN-R135976**



**Description Retail**

Glass, Front, Windshield \$420.00  
 Applications: 8100, 8100T, 8110, 8110T, 8200, 8200T, 8210, 8210T, 8300, 8300T, 8310, 8310T, 8400, 8400, 8410, 8410T  
 Features: A=52", B=58.75", C=58", D=58.75", Ships Truck Freight


**Order No: WN-R141527**

**Description Retail**

Glass, Cab, Door \$319.40  
 Applications: 5200, 5210, 5300, 5310, 5400, 5410, 5500, 5510  
 Features: Tinted, Right or Left Hand

**Order No: WN-R157210**

**Description Retail**

 Left Cab Window Door Glass \$370.00  
 Applications: 8100, 8100T, 8110, 8110T, 8120, 8120T, 8200, 8200T, 8210, 8210T, 8220, 8220T, 8300, 8300T, 8310, 8310T, 8320, 8320T, 8400, 8400T, 8410, 8410T, 8420, 8420T, 8520, 8520T, 9300T, 9320T, 9400T, 9420T, 9620T  
 Features: A=45.75", B=32.50", C=18", D=29", E=14", F=57", Truck Freight 8420 S/N -014366, 8520 S/N -014366

**Order No: WN-R186465**

**Description Retail**

Right Door Cab Glass \$319.10  
 Applications: 7200, 7210, 7400, 7510, 7600, 7610, 7700, 7710, 7800, 7810  
 Features: A=57.04", B=27.67"

**Order No: WN-R198624**

**Description Retail**

Cab Glass Door Left Hand \$359.76  
 Applications: 5065, 5065M, 5070M, 5075M, 5083, 5085M, 5093, 5095M, 5101, 5105, 5105M, 5220, 5225, 5320, 5325, 5420, 5425, 5520, 5525, 5625, 6100, 6100D, 6110, 6110D, 6115D, 6125D, 6130D, 6140D, 6403, 6603  
 Features: A=23-1/2", B=33", C=35-1/2", D=11-1/2", E=57" Truck Freight 5065M S/N 420001-, 5105M S/N 420001-, 5220 S/N 420001-, 5225, 5320 S/N 420001-, 5320 S/N 420001-, 5420 S/N 420001-, 5520 S/N 420001-, 6100D S/N 420001-, 6110D S/N 420001-

**Order No: WN-R198625**

**Description Retail**

Cab Glass Right Hand Door \$346.44  
 Applications: 5083E, 5105M, 5220, 5225, 5320, 5325, 5420, 5425, 5520, 5525, 5625, 6403, 6603  
 Features: A=23-1/2", B=57", C=11-1/2", D=30-1/2", E=33" 5220 S/N 420001-, 5320 S/N 420001-, 5420 S/N 420001-, 5520 S/N 420001-

**Order No: WN-R201481**

**Description Retail**

Glass, Rear, Lower \$63.10  
 Applications: 5083E, 5093E, 5101E, 5093E, 5220, 5225, 5320, 5325, 5420, 5425, 5520, 5525, 5603, 5625, 5725, 6110D, 6100D, 6115D, 6125D, 6130D, 6140D, 6403, 6603  
 Features: Tinted, 25"x12.25" 5083E S/N -340000, 5093E S/N -340000, 5101E S/N -340000


**Order No: WN-R208587**

**Description Retail**

Glass, Cab \$489.81  
 Applications: 8100, 8100T, 8110, 8110T, 8120, 8120T, 8200, 8200T, 8210, 8210T, 8220, 8220T, 8300, 8300T, 8310, 8310T, 8320, 8320T, 8400, 8400T, 8410, 8410T  
 Features: Right Hand, Tinted

**Order No: WN-R232304**

**Description Retail**

 Glass Door Weather strip \$39.00  
 Applications: 7600, 7700, 7800, 7200, 7400, 8100,

John Deere®

**Tractor: Operators Station / Cab**

**Cab / Open Station: Glass**

**Order No: WN-R232304**

8200, 8300, 8400, 9100, 9200, 9300, 9400, 8100T, 8200T, 8300T, 8400T, 7210, 7410, 7510, 7610, 7710, 7810, 9300T, 9400T, 8110, 8210, 8310, 8410, 8110T, 8210T, 8310T, 8410T, 7710, 7810, 8120, 8220, 8320, 8420, 8520, 8120T, 8220T, 8320T, 8420T, 8520T  
 Features: 240" Long Additional Models: 9120, 9220, 9320, 9420, 9520, 9620, 7720, 7820, 7920, 9320T, 9420T, 98520T, 9620T, 7720, 7820, 7920, 9230, 9330, 9430, 9530, 9630, 9430T, 9530T, 9630T, 7630, 7730, 7830, 7930, 8130, 8230, 8330, 8430, 8530, 8230T, 8330T, 8430T, Sprayer: 4700, 4710, 4730, 4830, 4940

**Order No: WN-R237130**



Description	Retail
Glass, Side, Weather strip Applications: 2940, 4040, 4240, 4440, 4640, 4840, 4050, 4250, 4450, 4650, 4850, 4055, 4255, 4455, 4555, 4755, 4955, 4560, 4760, 4960, 1640, 2040, 2040S, 2140 Features: Fits Side Windows	\$35.00

**Order No: WN-R261272**



Description	Retail
Glass, Rear, Upper Applications: 5085M, 5100M, 5100MH, 5115M, 5055E, 5065E, 5075E, 5075M	\$75.00

**Order No: WN-R50753**



Description	Retail
Glass, Upper, Windshield, RH Applications: 1640, 2040, 2040S, 2140, 2350, 2550, 2750, 2940, 2950, 3040, 3140, 3150, 4030, 4040, 4040S, 4050, 4230, 4240, 4240S, 4250, 4350, 4430, 4440, 4450, 4630, 4640, 4650, 4840, 4850, 8430, 8440, 8450, 8630, 8640, 8650, 8850 Features: A=34", B=27.75", C= 37" 1640 (w/ SG2 Cab), 2040 (w/ SG2 Cab), 2040S (w/ SG2 Cab), 3040 (w/ SG2 Cab S/N 430000-), 3150 S/N -071269, 8430 Model Year 1974-1981	\$99.00

**Order No: WN-R50754**



Description	Retail
Cab Glass Front Lower Right Hand Applications: 1640, 2040, 2040S, 2140, 2350, 2355, 2550, 2555, 2750, 2755, 2940, 2950, 2955, 3040, 3140, 3150, 3155, 4030, 4040, 4040S, 4050, 4230, 4240, 4240S, 4250, 4430, 4440, 4450, 4630, 4640, 4650, 4840, 4850 Features: A=19", B=22", C=24", D=10.5" 1640 (w/ SG2 Cab), 2040 (w/ SG2 Cab), 2040S (w/ SG2 Cab), 2355 S/N -691586, 2555 S/N -691586, 2755 S/N 691586, 2955 S/N -691586, 3040 S/N 43000- w/ SG2 Cab, 3155 S/N -691586	\$49.00

**Order No: WN-R50755**



Description	Retail
Cab Glass Upper Door Left Hand Applications: 1640, 2040, 2040S, 2140, 2350, 2550, 2750, 2940, 2950, 3040, 3140, 3150, 4030, 4040, 4040S, 4230, 4240, 4240S, 4250, 4350, 4430, 4440, 4450, 4630, 4640, 4650, 4840, 4850, 8430, 8440, 8450, 8630, 8640, 8650, 8850 Features: A=25.5", B=27.75", C=28.25" 1640 (w/ SG2 Cab), 2040 (w/ SG2 Cab), 2040S (w/ SG2 Cab), 3040 S/N 430000- w/ SG2 Cab), 3150 S/N -071269, 8430 Model Year 1974-1981	\$95.00

**Order No: WN-R50756**



Description	Retail
Glass, Lower, Door, LH Applications: 1640, 2040, 2040S, 21040, 2350, 2355, 2550, 2555, 2750, 2755, 2940, 2950, 2955, 3040, 3140, 3150, 3155, 4030, 4040, 4040S, 4050, 4230, 4240, 4240S, 4250, 4350, 4430, 4440, 4450,	\$79.00

4440, 4450, 4630, 4640, 4650, 4840, 4850  
 Features: A=19", B=22", C=24", D=10.5" 1640 (w/ SG2 Cab), 2040 (w/ SG2 Cab), 2040S (w/ SG2 Cab), 3040 S/N 430000- w/ SG2 Cab

**Order No: WN-R50757**

Description	Retail
Cab Glass Side Applications: 2750, 2755, 2940, 2950, 2955, 4030, 4040, 4050, 4055, 4230, 4240, 4240S, 4250, 4255, 4350, 4430, 4440, 4450, 4455, 4555, 4560, 4630, 4640, 4650, 4755, 4760, 4840, 4850, 4955, 4960, 8340, 8440, 8450, 8560, 8570, 8630, 8640, 8630, 8640, 8650, 8760, 8770, 8850, 8870, 8870, 8960, 8970 Features: A=32.75", B=30", C=36.25" Left or Right Additional Applications: 2140, 2350, 2355, 2550, 2555, 4040S; 2355 S/N -631621, 2555 S/N -631621, 2755 S/N -631621, 2955 S/N -631621, 8430 Model Year 1974-1981	\$59.00

**Order No: WN-R50758**

Description	Retail
Cab Glass Rear Applications: 2555, 2750, 2755, 2940, 2950, 2955, 3140, 3150, 3155, 4030, 4040, 4050, 4055, 4230, 4240, 4240S, 4250, 4255, 4430, 4440, 4450, 4455, 4555, 4560, 4630, 4640, 4650, 4755, 4760, 4840, 4850, 4955, 4960, 8430, 8440, 8450, 8560, 8570, 8630, 8640, 8650, 8760, 8770, 8850, 8870, 8960, 8970 Features: A=44.75", B=33", C=50", Ships Truck Freight Additional Applications: 2140, 2350, 2355, 2550, 4040S, 8850, 8870, 8960, 8970; 2355 (Cab S/N -631621), 2555 (Cab S/N -631621), 2755 (Cab S/N -631621), 2955 (Cab S/N -631621), 3155 (Cab S/N -631621), 8430 Model Year 1974-1981	\$99.00

**Order No: WN-R93147**

Description	Retail
Glass, Lower, RH Applications: 4050, 4250, 4450, 4650, 4850, 4055, 4255, 4455, 4555, 4560, 4755, 4760, 4955, 4960 Features: A=23.5", B=12.5", C=27.75" (4050, 4250, 4450, 4650, 4850 All Used only w/ 55 Series Replacement SGB Cab)	\$67.00

**Order No: WN-R93148**

Description	Retail
Upper Cab Glass Window Right Hand Applications: 4050, 4250, 4450, 4650, 4850, 4055, 4255, 4455, 4555, 4560, 4755, 4760, 4955, 4960 Features: Curved, Sound-Gard Cab, A=40", B=36.75", C=31.5" 4050 (Use Only W/ 55 Series Replacement SGB Cab), 4250 (Use Only W/ 55 Series Replacement SGB Cab), 4450 (Use Only W/ 55 Series Replacement SGB Cab), 4650 (Use Only W/ 55 Series Replacement SGB Cab), 4850 (Use Only W/ 55 Series Replacement SGB Cab)	\$150.00

**Order No: WN-R93149**

Description	Retail
Cab Glass Lower Door Applications: 4050, 4250, 4450, 4650, 4850, 4055, 4255, 4455, 4555, 4560, 4755, 4760, 4955, 4960 Features: A=28", B=27.52", C=12.5", D=30" 4050, 4250, 4450, 4650, 4850 All Used Only w/ 55 Series Replacement SGB Cab	\$75.00

**Order No: WN-R93150**

Description	Retail
Cab Glass Upper-Door Applications: 4050, 4250, 4450, 4650, 4850, 4055, 4255, 4455, 4555, 4560, 4755, 4760, 4850, 4955, 4960 Features: A=28.5", B=31.5", C=31.5" 4050, 4250, 4450, 4650, 4850 All Used Only w/ 55 Series Replacement SGB Cab	\$95.00


**Order No: WN-R96187**

John Deere®


**Tractor: Operators Station / Cab**

**Cab / Open Station: Glass**


Order No: WN-R96187

Description	Retail
 Cab Glass, Front, Windshield Applications: 7200, 7210, 7400, 7410, 7510, 7600, 7610, 7700, 7710, 7800, 7810 Features: A=47.00", B=54.25", C=31.50", Ships Truck Freight	\$252.00


Order No: WN-R96193

Description	Retail
 Glass, Side, RH Applications: 7200, 7210, 7400, 7410, 7510, 7600, 7610, 7700, 7710, 7800, 7810 Features: A=17.5", B=32", C=18.62", D=31.25", Tinted	\$99.00


Order No: WN-R96194

Description	Retail
 Glass, Side, LH Applications: 7200, 7210, 7400, 7410, 7510, 7600, 7610, 7700, 7710, 7800, 7810 Features: A=17.62", B=31.25", C=18.75", D=32.00"	\$118.00


Order No: WN-R96195

Description	Retail
 Glass, Lower, Windshield, RH Applications: 7200, 7210, 7400, 7410, 7510, 7600, 7610, 7700, 7710, 7800, 7810 Features: A=19.00", B=24.38", C=17.00", D=24.38"	\$75.00


Order No: WN-R96196

Description	Retail
 Glass, Lower, Windshield, LH Applications: 7200, 7210, 7400, 7410, 7510, 7600, 7610, 7700, 7710, 7800, 7810 Features: A=19", B=24.38", C=17", D=24.38"	\$75.00

Order No: WN-RE15998

Description	Retail
 Cab, Door Frame, Weather Stripping Applications: 4050, 4250, 4450, 4650, 4850, 4055, 4255, 4455, 4555, 4755, 4955, 4560, 4760, 4960 Features: Late SN Doors	\$29.95

Order No: WN-RE17519

Description	Retail
 Cab, Door Frame, Weather Stripping Applications: 4030, 4230, 4430, 4630, 2940, 4040, 4240, 4440, 4050, 4250, 4450, 4650, 4850, 4055, 4255, 4455, 4555, 4755, 4955, 7600, 7700, 7800, 4560, 4760, 4960, 7200, 7400 Features: Lower Outer Mold	\$9.00


Order No: WN-RE22487

Description	Retail
 Cab, Door Frame, Weather Stripping Applications: 4050, 4250, 4450, 4650, 4850, 4055, 4255, 4455 Features: Upper Hinge Side	\$24.00

Order No: WN-RE22488


Description	Retail
 Cab, Door Frame, Weather Stripping Applications: 4030, 4230, 4430, 4630, 2940, 4040, 4240, 4440, 4640, 4840, 4050, 4250, 4450, 4650, 4850, 4055, 4255, 4455, 4560, 4760, 4960 Features: Lower Hinge Side	\$22.00

Order No: WN-RE234166


Description	Retail
 Rear Glass Strut Applications: 7720, 7815, 7820, 7920, 8100, 8100T, 8110, 8110T, 8120, 8120T, 8200, 8200T, 8210, 8220, 8220T, 8300, 8300T, 8310, 8310T, 8320, 8320T, 8400, 8400T, 8410, 8410T, 8420,	\$35.00

8420T, 8520, 8520T, 9100, 9120, 9200, 9220, 9300, 9300T, 9320, 9320T, 9400, 9400T, 9420, 9420T, 9520, 9520T, 9620  
Features: Gas 8100 S/N 005157-, 8200 S/N 003733-, 8300 S/N 006255-, 8400 S/N 007010-, 9620T

Order No: WN-RE234995


Description	Retail
 Rear Glass Gas Strut Applications: 7200, 7210, 7400, 7410, 7510, 7600, 7610, 7700, 7710, 7800, 7810, 8100, 8200, 8300, 8400	\$29.00

Order No: WN-RE240206


Description	Retail
 Cab, Door Frame, Weather Stripping Applications: 4030, 4230, 4430, 4630, 2940, 4040, 4240, 4040, 4640, 4050, 4450, 4450, 4650, 4850, 4850 Features: Early SN Doors	\$25.00

**Cab / Open Station: Mounts**


Order No: WN-R111173

Description	Retail
 Rubber Cab Isolator Applications: 2350, 2355, 2550, 2555, 2750, 2755, 2950, 2955, 3055, 3150, 3155, 3255, 4040, 4050, 4055, 4230, 4240, 4250, 4255, 4430, 4440, 4450, 4455, 4555, 4560, 4650, 4755, 4760, 4850, 4955, 4960, 5200, 5210, 5220, 5225, 5300, 5310, 5310N, 5320, 5325, 5400, 5400N, 5410, 5420, 5425, 5550, 5550N Features: 4230 w/ Replacement 40 Series Sound-Gard Body, 4430 w/ Replacement 40 Series Sound-Gard Body Additional Models: 5510, 5510N, 5520, 5525, 6110, 6120, 6200, 6210, 6215, 6220, 6300, 6310, 6310S, 6320, 6320L, 6400, 6403, 6405, 6410, 6410S, 6415, 6420, 6420L, 6500, 6506, 6510S, 6520L, 6600, 6603, 6605, 6615, 6715, 6800, 6810, 6820, 6900, 6910, 6910S, 6920, 6920S, 7200, 7210, 7220, 7320, 7400, 7410, 7420, 7505, 7510, 7515, 7520, 7600, 7610, 7700, 7710, 7800, 7810	\$17.00

Order No: WN-R52706

Description	Retail
 Cab, Kick Panel Applications: 4030, 4230, 4430, 4630 Features: Black, Right Hand	\$46.00


Order No: WN-R52707

Description	Retail
 Cab, Kick Panel Applications: 4030, 4230, 4430, 4630 Features: Black, Left Hand	\$46.00

Order No: WN-R65301


Description	Retail
 Cab, Kick Panel Applications: 4040, 4240, 4440, 4640, 4840 Features: Black, Right Hand	\$46.00

Order No: WN-R65302

Description	Retail
 Cab, Kick Panel Applications: 4040, 4240, 4440, 4640, 4840 Features: Black, Left Hand	\$81.25

**Cab / Open Station: Platform**

Order No: WN-AF2266R

Description	Retail
 Platform Extension LH Applications: 70 Features: Diesel Standard	\$49.75


Order No: WN-AR48727



**Tractor: Operators Station / Cab**

**Cab / Open Station: Platform**

Order No: WN-AR48727


Description	Retail
 Platform, Operators Applications: 2520, 3020, 4000, 4020, 4320 Features: Synchro 3020 S/N 123000-, 4000 S/N 201000-; Does NOT have a hole for the Dimmer Switch.	\$325.00

Order No: WN-F2204R


Description	Retail
 Platform Extension Cover RH Applications: 70 Features: Diesel Standard	\$18.50

**Cab / Open Station: Roofs**

Order No: WN-AR74143


Description	Retail
 Cab, Roof Applications: 4030, 4040, 4050, 4055, 4230, 4240, 4250, 4255, 4430, 4440, 4450, 4455, 4555, 4560, 4630, 4640, 4650, 4760, 4840, 4850, 4955, 4960, 8430, 8630, 4755, 8440, 8450, 8640, 8650, 8850 Features: Green Plastic, For Sound Guard Cabs, NOT 4 Post Open	\$350.00

Order No: WN-RE67856

Description	Retail
 Cab, Roof Applications: 7200, 7400, 7600, 7800, 7210, 7410, 7610, 7710, 7810 Features: High Gloss Green Plastic, Predrilled Mounting Holes	\$584.00

**Cab / Open Station: ROPS**


Order No: WN-AR69840

Description	Retail
 ROPS, Roof Applications: 4040, 4050, 4055, 4230, 4240, 4250, 4255, 4430, 4440, 4450 Features: Green Plastic Cover for 4 Post Roll Bar	\$334.00

Order No: WN-JD2POST

Description	Retail
2 Post Canopy Applications: 2510, 2520, 3010, 3020, 4000, 4010, 4020, 4320 Features: With Lid Truck Freight Item. Need to arrange truck freight from store.	\$2,250.00

Order No: WN-R50624


Description	Retail
 ROPS, Roof, Inner Applications: 2955, 3055, 3150, 3155, 3255, 4030, 4040, 4050, 4230, 4240, 4250, 4430, 4440, 4450, 4555, 4560, 4630, 4640, 4650, 4755, 4760, 4840, 4850, 4955, 4960 Features: Inner Canopy for 4 Post Roll Bar, Truck Freight 2955 S/N -765516	\$150.00

**Console: Gauges**

Order No: WN-50A60

Description	Retail
Ammeter Gauge Applications: 50, 60, 70, 80, 320, 330, 420, 430, 435, 440, 520, 530, 620, 630, 720, 730, 820, 830, A, AR, AO, B, H, D, LA, LI, M, MT, MI, MC, GM, GN, GW, R Features: Use WN-50A60	\$15.49

Order No: WN-515521M91


Description	Retail
 Gauge, Amperage Applications: 50, 60, 70, 80, 320, 330, 420, 430, 435, 440, 520, 530, 620, 630, 720, 730, 820, 830, A, AR, AO, B, H, D, LA, LI, M, MT, MI, MC, GM, GN, GW, R	\$18.00

Features: Fits 2" Hole, Non Luminous, 30-0-30 Amps

Order No: WN-820002

Description	Retail
Gauges, Ammeter Applications: 40, 50, 60, 70, 420, 430, 520, 530, 620, 630, 720, 730, 1010, 1020, 1520, 1530, 2010, 2020, 2030, 2040, 2240, 2440, 2510, 2520, 2530, 2550, 2555 Features: 6 Volt or 12 Volt, 2" Diameter	\$7.75


Order No: WN-AA1986R

Description	Retail
 Gauge, Temperature Applications: 50, 60, 70, 520, 530, 620, 630, 720, 730 Features: Black Face, with 6 Foot Lead	\$38.75


Order No: WN-AA883R

Description	Retail
 Gauge, Water Temperature Applications: A, B, G, H Features: White face, No Logo	\$41.50


Order No: WN-AB4776R

Description	Retail
 Tachometer, Cable Applications: A, AO, AR, B, 50, 60, 70 Features: A S/N 648000-, AO S/N 272000-, AR S/N 272000-, B S/N 201000-	\$41.00


Order No: WN-ABC523

Description	Retail
 Gauge, Oil Pressure, Line Kit Applications: 50, 60, 70 Features: Copper	\$33.75


Order No: WN-AF2729R

Description	Retail
 Gauge, Oil Pressure Applications: R, 70, 80, 820, 830 Features: 55 psi, Lighted,	\$39.00


Order No: WN-AF2749R

Description	Retail
 Gauge, Amp Meter Applications: A, AR, AO, B, H, D, M, MT, MC, MI, R, LA, LI, G, GN, GW, 40, 50, 60, 70, 80, 320, 330, 420, 430, 435, 440, 520, 530, 620, 630, 720, 730, 820, 830 Features: White Face with Black Ring	\$29.25


Order No: WN-AF2749R-BLK

Description	Retail
 Gauge, Amp Meter Applications: 50, 60, 70, 80, 520, 530, 620, 630, 720, 730, 820, 830 Features: Black Face with Black Ring, "JOHN DEERE" Logo	\$29.50

Order No: WN-AF2775R

Description	Retail
 Gauge, Oil Pressure Applications: 50, 60, 70, 520, 530, 620, 630, 720, 730 Features: Black Face with Studs	\$29.50

Order No: WN-AL23837

Description	Retail
 Gauge, Tachometer, Cable Applications: 820, 830, 1020, 1130, 1530, 1630, 2040 s/n -349999, 2240 s/n -349999 Features: 23" Total Length	\$19.78

Order No: WN-AL24294

Description	Retail
Fuel Gauge Applications: 830, 930, 1030, 1130, 1530, 1630, 2030, 2040, 2240, 2840, 3030, 3130	\$41.82


**Tractor: Operators Station / Cab**

**Console: Gauges**


Order No: WN-AL24294

Features: 2040 S/N -349999, 2240 S/N -349999


Order No: WN-AL24526

 Description	Retail
Temperature Gauge Applications: 820, 830, 920, 930, 1020, 1030, 1120, 1130, 1630, 1830, 2020, 2030, 2040, 2130, 2240, 2840, 3030, 3120, 3130, 4425, 4435 Features: 830 S/N 268527-, 930 S/N 268527-, 1030 S/N 268527-, 1130 S/N 268527-, 1630 S/N 268527-, 1830 S/N 268527-, 2030 S/N 268527-, 2040 S/N 268527-349999, 2130 S/N 268527-, 2240 S/N 268527-349999, 840 S/N 268527-, 3030 S/N 268527-, 3120, 3130 S/N 268527-	\$54.83


Order No: WN-AL30805

 Description	Retail
Gauge, Tachometer Applications: 2840, 3030, 3130 Features: Maximum RPM 2500, 4.528" Diameter, 3.583" Length	\$136.69


Order No: WN-AM284T

 Description	Retail
Gauge, Oil Pressure Applications: 40, 420, 430, 320, 330 Features: Low, Medium, High	\$29.25


Order No: WN-AR1318R

 Description	Retail
Gauge, Tachometer, Cable Applications: 80, 820, 830 Features: 81" Total Length	\$59.28


Order No: WN-AR20783

 Description	Retail
Gauge, Water Temperature Applications: A, B, D, G, M R, 40, 50, 60, 70, 80, 320, 330, 420, 430, 440, 520, 530, 620, 630, 720, 730, 820, 830, 840 Features: 48" Long, Black Face A (styled), D (styled), G (styled), M (mid 1952-later), R (mid 1952-later), 40 (1952-later), A S/N 700200-, B S/N 306600-, D Styled, G Styled S/N 60700-	\$32.25


Order No: WN-AR20833R

 Description	Retail
Gauges, Tachometer, Cable Applications: 620, 630 Features: 13-3/4" Long	\$41.00


Order No: WN-AR20835R

 Description	Retail
Gauges, Tachometer, Cable Applications: 70, 720, 730 Features: 17-3/4" Long, Tip to Tip of Inner Cable 70 (Diesel), 720 (Gas, LP, Diesel), 730 (Gas & LP)	\$41.00


Order No: WN-AR21085

 Description	Retail
Gauges, Tachometer, Cable Applications: 4040, 4240, 4430, 4440, 4640, 4840, 6600, 7700, 8430 Features: 40" Total Length	\$34.08

Order No: WN-AR21159R


 Description	Retail
Gauge, Tachometer, Cable Applications: 730 Features: 21.75" Long, Metal, Diesel	\$41.00

Order No: WN-AR21664R


 Description	Retail
Gauge, Tachometer Applications: A, AO, AR, B, 50, 60, 70, 70D, 620, 630, 720, 720D, 730, 730D	\$126.00

Features: For Tractors With 8 MPH 5th Gear Assembly A S/N 648000-, AO S/N 272000-, AR S/N 272000-, B S/N 201000-


Order No: WN-AR26716

 Description	Retail
Gauge, Fuel Applications: 1010, 2010, 3010, 4010, 8020, 5010, 760 Features: 1 1/4" Housing Depth, 12 Volt (3010, 4010, 8020, 760 all gas & diesel), (1010, 2010 both S/N -42000 and gas & diesel), 5010 S/N -7999 and gas & diesel	\$46.75


Order No: WN-AR26721

 Description	Retail
Tachometer, Cable Applications: 500, 600, 3300, 4400, 4420, 6600, 3010, 3020, 4000, 4010, 4020, 4320, 4520, 4620, JD500, JD500A, JD600, 7020 Features: 33-1/4" Long JD500A S/N -123113	\$29.50


Order No: WN-AR31901

 Description	Retail
Gauge, Water Temperature Applications: 3010, 4010 Features: Gas or Diesel	\$51.75


Order No: WN-AR36383

 Description	Retail
Temperature Gauge Applications: 2510, 3020, 4020, 5010, 5020, 500, 600, 700 Features: 29" Lead, Max Temp 250 Degrees, Minimum is 100 Degrees 3020 S/N -122999, 4020 S/N -200999, 5010 S/N 80000-, 5020 S/N -249999, 600 S/N -020099	\$51.75


Order No: WN-AR45436

 Description	Retail
Gauge, Fuel Applications: 2520, 3020, 3300, 4000, 4020, 4320, 4400, 4420, 4520, 4620, 5020, 6030, 7520 Features: For 12 Volt Negative Ground Systems Only, Gas Or Diesel. 3020 S/N 123000-, 4020 LP S/N 201000-, 4400 S/N 9501-, 5020 S/N 250000-	\$46.75


Order No: WN-AR46271

 Description	Retail
Fuel Gauge Applications: 2510, 8020, 3020, 4020, 5010, 5020, 440, 440A, 440B, 500, 500A, 600, 1010, 2010 Features: 12V, Positive Ground, 0-30 Ohms, 1.205" Housing Depth 3020 S/N -122999, S/N 200999, 5010 S/N 8000-, 5020 S/N -24999, (500, 500A both S/N -123113), (440, 440A, 440B all S/N -49999), (1010, 2010 both S/N 42001-)	\$48.50


Order No: WN-AR46979

 Description	Retail
Gauge, Transmission Oil Temperature Applications: 3020, 4000, 4020, 4320, 4520, 4620 Features: 61" Long, P.S., Has L Shape on Transmission End 3020 S/N 123000-, 4020 S/N 201000-	\$51.75

Order No: WN-AR48019

 Description	Retail
Gauge, Tachometer Applications: 2510, 2520, 3020 Features: With White Needle	\$221.00

Order No: WN-AR48640


 Description	Retail
Gauge, Water Temperature Applications: 2520, 3020, 4020, 4320, 4520, 4620, 7020, 3300, 4400, 4420, 6600, 7700 Features: 3020 S/N 123000-, 4020 S/N 201000-	\$50.00

Order No: WN-AR50405


**Tractor: Operators Station / Cab**

**Console: Gauges**


**Order No: WN-AR50405**

Description	Retail
 Gauge, Tachometer Applications: 2510, 2520, 3020, 4020 Features: White Needle, Gas/Diesel, Power shift Transmission 4020 S/N 250001-	\$221.00


**Order No: WN-AR50406**

Description	Retail
 Gauge, Tachometer Applications: 3010, 4000, 4010, 4020, 4320, 4520, 4620, 5010, 5020, 6030, 700 Features: White Needle, Diesel, Synchro Range Transmission	\$240.00

**Order No: WN-AR50406R**

Description	Retail
 Tachometer Gauge Applications: 700, 3010, 4000, 4010, 4020, 4320, 4520, 4620, 5010, 5020, 6030 Features: Red Needle, Synchro-Range	\$240.00

**Order No: WN-AR50407**

Description	Retail
 Tachometer Gauge Applications: 4000, 4020, 4520, 4620, 600 Features: With Red Needle, For Tractors with Power shift Transmission 4020 S/N -249999, 600 Industrial, Red Needle used up to 1968. White Needle Tachometer has provisions for back lights and fiber optics.	\$240.00


**Order No: WN-AR60514**

Description	Retail
 Gauge, Tachometer Applications: 4040, 4230, 4240, 4430, 4440, 4630, 4640, 4840 Features: Power shift, 4.380" Diameter	\$232.00


**Order No: WN-AR60876**

Description	Retail
Tachometer Cable Applications: 500A, 500B, 500C, 510, 4230, 7020 Features: 36" Long 500A s/n 123114-152141	\$31.10


**Order No: WN-AR64422**

Description	Retail
 Switch, Flasher Control Applications: 3300, 4400, 4420, 4425, 6600, 6602, 6620, 6622, 7700, 7720, 8820, 1050, 1070, 4200, 4210, 4300, 4310, 4400, 4410, 4500	\$92.79

**Order No: WN-AR65445**

Description	Retail
 Gauge, Tachometer Applications: 1020, 1520, 1530, 2020, 2030, 2040, 2240, 2440, 2640, 2630, 300, 300B, 301, 301A, 302 Features: 4-1/2" Housing Diameter (2040, 2240 both S/N -349999), (2440, 2640 S/N -340999), 300 S/N -131260	\$216.00


**Order No: WN-AT17503**

Description	Retail
 Gauge, Tachometer, Cable Applications: 1010, 2010, 5010, 5020, 6030 Features: 43-1/8" Long	\$46.75


**Order No: WN-AT17778**

Description	Retail
 Tachometer Applications: 2010	\$225.00


**Order No: WN-AT19904**

Description	Retail
 Gauges, Tachometer Cable Applications: 300B, 301A, 302, 302A, 400, 401A, 401B, 401C, 1520, 1830, 2020, 2030, 2040, 2120, 2130, 2240, 2440, 2630, 2640 Features: 24-3/4" Long, Thread Size .625" 2040 S/N -349999, 2240 S/N -349999, 2440 S/N -340999, 2640 S/N -340999	\$23.50


**Order No: WN-AT27372**

Description	Retail
 Tachometer Cable Applications: 2840, 3120, 3135 Features: 27" Total Length	\$27.39


**Order No: WN-JDS1707**

Description	Retail
 Fuel Gauge Applications: 520, 530, 620, 630, 720, 730, 820, 830 Features: Electric, Positive Ground, 0-30OHMS (520, 530, 620, 630, 720, 730, 820, 830) All 2 Cylinder	\$46.75


**Order No: WN-JDS407**

Description	Retail
 Gauge, Ammeter Applications: A, AO, AR, B, G, GN, GW, H, D, LA, LI, M, MC, MI, MT, R, 40, 50, 60, 70, 80, 320, 330, 420, 430, 435, 440, 520, 530, 620, 630, 720, 730, 820, 830 Features: Black Face, 20-0-20	\$29.25


**Order No: WN-JDS419**

Description	Retail
 Gauge, Oil Pressure Applications: 50, 60, 520, 620, 630, A, AO, AR, D, 70, 720, 730 Features: White Face And Black Ring, With Mounting Stud (Styled & Unstyled 50, 60, 520, 620, 630), (Styled A, AO, AR, D), 70 Diesel, 720 Diesel, 730 Diesel	\$29.25


**Order No: WN-JDS421**

Description	Retail
 Gauge, Temperature Applications: 50, 60, 520, 620, 630, A, AO, AR, D, 70, 720, 730 Features: White Face with "JOHN DEERE", 3 Foot Lead (Styled & Unstyled 50, 60, 520, 620, 630), (Styled A, AO, AR, D), 70 Diesel, 720 Diesel, 730 Diesel	\$35.00


**Order No: WN-JDS422**

Description	Retail
 Gauge, Temperature Applications: A, AR, AO, B, H, D, LA, LI, M, MT, MI, MC, G, GN, GW, R, 40 Styled, 50, 60, 70, 80, 320, 420, 430, 435, 440, 520, 530, 620, 630, 720, 730, 820, 830 Features: White Face And Black Ring , 6' Cable	\$35.00

**Order No: WN-JDS423**

Description	Retail
 Oil Gauge Applications: 50, 60, 70, 520, 620, 630, 720, 730A, AR, AO, D Features: Black Face, Screw In With Stud	\$29.25

**Order No: WN-JDS424**

Description	Retail
 Temperature Gauge Applications: 50, 60, 70, 520, 620, 630, 720, 730, A, AR, AO, D Features: Black Face And Black Ring, 3 Foot Lead 70 Diesel, 720 Diesel, 730 Diesel	\$38.75

**Order No: WN-JDS786**


John Deere®




**Tractor: Operators Station / Cab**

**Console: Gauges**


Order No: WN-JDS786

Description	Retail
 Gauges, Tachometer, Cable Applications: 70, 520, 530, 620, 630 Features: 12" Long 70 Gas	\$41.00


Order No: WN-MONITORCADDIE

Description	Retail
 Cab, Monitor Caddy Applications: 4030, 4040, 4050, 4230, 4240, 4250, 4430, 4440, 4450, 4630, 4640, 4650, 4850 Features: Black Poly, Cup Holder, 33" Long, Pre-Drilled Cable Hole	\$48.50

Order No: WN-NJD420

Description	Retail
 Gauge, Oil Applications: A, AO, AR, AOS, AI, B, D, G, BO, BR, M Features: White Face, Without Studs, No JD Logo A S/N -476999, AR S/N -271999, B S/N -59999, D S/N -143799, G S/N -12999, M to 1952	\$29.25

Order No: WN-R34258

Description	Retail
 Gauge, Transmission Oil Temperature Applications: 2510, 3020, 4020 Features: 3020 S/N -122999, 4020 S/N -200999	\$51.75


Order No: WN-R3811

Description	Retail
Gauge, Water Temperature Applications: A, B, D, G, H Features: White Face, 3 Foot Long Lead	\$38.75


Order No: WN-R3813

Description	Retail
Gauges, Temperature Applications: 50, 60, 70, 520, 530, 620, 630, 720, 730 Features: Black Face With 3 Foot Lead	\$38.75

Order No: WN-RE206857


Description	Retail
 Tachometer Gauge Applications: 4000, 4520, 4620, 4020, 600 Features: With White Needle, Provisions for Back Light & Fiber Optics For Tractors with Power shift Transmission. Red Needle used up to 1968. White Needle Tachometer has provisions for back lights and fiber optics. WN-AR50407; 4620 (Gas & Diesel with Power shift Transmission), 4020 (Gas & Diesel with Power shift up to S/N 250000	\$240.00

Order No: WN-UTG25


Description	Retail
 Gauges, Heat Indicator Applications: 40, 50, 60, 70, 420, 430, 520, 530, 620, 630, 720, 730, 1010, 1020, 1520, 1530, 2010, 2020, 2030, 2040, 2240, 2440, 2510, 2520, 2530, 2550, 2555 Features: 2" Diameter	\$22.24

**Console: Steering Wheels**


Order No: WN-AA380R

Description	Retail
 Steering Wheel Applications: A, B, D, G, R, 50, 60, 70, 80, 520, 530, 620, 630, 720, 730, 820, 830 Features: 17-5/8" Diameter, Tapered & Keyed Hub, 3 Round Spokes A Years 1941-, B Years 1949-, D Years 1941-, G Years 1941-	\$47.36


Order No: WN-AF3856R

Description	Retail
 Steering Wheel Applications: 45, 55, 80, 95, 105, 520, 530, 620, 630, 720, 730, 820, 830 Features: 18" Diameter, Splined Hub, For Tractors with Power Steering 520 Late, 620 Late, 720 Late,	\$83.50


Order No: WN-AL2180T

Description	Retail
 Steering Wheel Applications: L, LA, M, MI, MT, 40S, 40T, 40U Features: 3 Spokes, Keyed, 15" OD 40S S/N -69403, 40T S/N -75498, 40U S/N -63119	\$53.50


Order No: WN-AM3914T

Description	Retail
 Steering Wheel Applications: 320, 330, 420, 420, 430, 435 Features: 18", Keyed Hub, 3 Covered Spokes, Without Center Emblem 320 S/N 325000-, 420 S/N 125000-, 420 S/N 140000- with Slant Steering	\$75.00


Order No: WN-AR78405

Description	Retail
 Steering Wheel Applications: 820, 830, 1020, 1520, 1530, 2020, 2030, 2120, 2350, 2440, 2520, 3010, 3020, 4000, 4010, 4020, 4030, 4040, 4050, 4230, 4240, 4250, 4320, 4430, 4440, 4450, 4520, 4620, 4630, 4640, 4650, 4840, 4850, 8430, 8440, 8450, 8630, 8640, 8650, 8850, 210, 300, 301A, 302, 302A, 310, 310C, 315CH, 380 Features: 16", 7/8" Splined Hub, Dished, Black Plastic, Like OEM 2440 S/N -340999, 2640 S/N -340999, 3020 S/N 123000-, 4020 S/N 201000-; Fits John Deere Industrial 400, 401, 401B, 401C, 410, 410C, 444C, 444CH, 444D, 480, 480A, 480B, 480C, 500A, 500B, 500C, 510, 510C, 544D, 544E, 570B, 600, 610C, 624E, 640, 640E, 643, 643D, 644C, 644D, 644E, 646C, 670, 670A, 670B, 672B, 710B, 710C, 710D, 740A, 743, 743A, 762, 762A, 762B, 770, 770A, 770B, 770BH, 772A, 772BH, 862	\$66.00


Order No: WN-F3629R

Description	Retail
 Steering Wheel, Cap Applications: 80, 520, 530, 620, 630, 720, 730, 820, 830 Features: With Emblem, For Tractors with Power Steering	\$54.25


Order No: WN-F3630R

Description	Retail
 Steering Wheel, Cap Applications: 420, 430, 520, 530, 620, 630, 720, 730, 820, 830 Features: For Tractors with Manual Steering	\$54.25

Order No: WN-JDS309

Description	Retail
 Steering Wheel Applications: 1010, 1020, 2010, 2020, 3010, 3020, 4010, 4020 Features: 16" Diameter, 3 Spokes, 13/16" Shaft, 38 Splines	\$66.00

Order No: WN-R26673

Description	Retail
 Steering Wheel, Cap Applications: 1010, 2010, 3010, 4010, 5010, 8010, 8020 Features: 4-Legged Deere Emblem, For Tractors With Power Steering	\$75.00

Order No: WN-R45792

Description	Retail
 Steering Wheel, Cap Applications: 820, 1020, 1520, 2020, 2510, 2520,	\$58.50

John Deere®

**Tractor: Operators Station / Cab**

**Console: Steering Wheels**

Order No: WN-R45792

3020, 4000, 4020, 4320, 4520, 4650, 5020  
Features: 4-Legged Deere Emblem, For Power Steering Applications

Order No: WN-R47998



Description	Retail
Steering Wheel, Cap Applications: 3300, 4400, 4420, 6600, 6602, 6620, 7700, 7720, 8820, 9400, 2040, 2240, 2440, 2550, 2630, 2640, 3020, 4000, 4020, 4030, 4230, 4320, 4040, 4240 Features: 2-Legged Deere Emblem, Black & Silver	\$41.00

Order No: WN-T22875



Description	Retail
Steering Wheel Applications: 2510, 2520, 3010, 3020, 4000, 4010, 4020, 4030, 4040, 4050, 4230, 4240, 4250, 4320, 4430, 4440, 4450, 4520, 4620, 4630, 4640, 4650, 4840, 4850 Features: Black Plastic, Splined Center Hub Solid Plastic spokes	\$53.28

**Electronics: Cameras & Related**

Order No: WN-GS3C



Description	Retail
Cab Cam, External Monitor System, Power Video Cable Applications: 8285R, 8295R, 8310R, 8310RT, 8320RT, 8335R, 8335RT, 8345R, 8345RT, 8360R, 8360RT, 8370R, 8370RT, 9360R, 9410R, 9460R, 9460RT, 9510R Features: 20', To Connect CabCam Camera to JD GS3 Command Center 9510RTR, 9560R, 9500RT, Cab Cam, External Monitor System, Power Video Cable	\$73.71
Cab Cam, External Monitor System, Power Video Cable Applications: S650, S660, S670, S680, S690, 7200R, 7210R, 7215R, 7230R, 7250R, 7260R, 7270R, 7280R, 8235R, 8245R, 8260R, 8270R Features: 20', To Connect CabCam Camera to JD GS3 Command Center	\$73.71

**Electronics: Radios & Speakers**

Order No: WN-RHBLJD



Description	Retail
Radio, Housing, Bezel Applications: 2320, 2350, 2355, 2360, 2420, 2550, 2555, 2750, 2755, 2855N, 2940, 2950, 2955, 3150, 3155, 3255, 3430, 3830, 4050, 4230, 4250, 4450, 4640, 4650, 4840, 4850, 5720, 5730, 580, 5820, 6000, 8430, 8630, 8850, 9950 Features: Black	\$11.99

**Mirrors: Mirrors**

Order No: WN-3108



Description	Retail
Mirror, Extendable Applications: 4040, 4050, 4055, 4230, 4240, 4250, 4255, 4430, 4440, 4450, 4455, 4555, 4560, 4630, 4640, 4650, 4755, 4760, 4840, 4850, 4955, 4960 Features: For Sound Guard Cab	\$185.00

Order No: WN-3109



Description	Retail
Mirror, Kit Applications: 3010, 3020, 4000, 4010, 4020, 4030, 4040, 4050, 4055, 4230, 4240, 4250, 4255, 4320, 4430, 4440, 4450, 4455, 4520, 4555, 4560, 4620, 4630, 4640 Features: Rectangular, All Purpose, 22" - 36" 4650, 4755, 4840, 4850, 4955, 4960, 5010, 5020, 5200, 5210, 5300, 5310, 5400, 5400N, 5410, 5500, 5500N, 5510, 6030, 7020, 7200, 7210, 7400, 7410, 7520, 7600, 7610, 7700, 7710, 7720, 7800, 7810, 8100, 8100T,	\$185.00

8200, 8200T, 8300, 8300T, 8400, 8400T, 8430, 8440, 8630, 8640, 8650, 8760, 8770, 8850, 8870, 8960, 8970, 9100, 9200, 9300, 9400  
1

Order No: WN-3110



Description	Retail
Mirror Applications: 4040, 4050, 4055, 4230, 4340, 4250, 4255, 4430, 4440, 4450, 4455, 4630, 4640, 4650, 4755, 4760, 4955, 4960, 7200, 7210, 7400, 7410, 7600, 7610 Features: Replacement 8" X 12" Mirror Only 7710, 7720, 7800, 7810, 8100, 8200, 8300, 8400, 8570, 8760, 8770, 8870, 8960, 8970, 9200, 9300, 9400	\$64.75

Order No: WN-3127



Description	Retail
Mirror Applications: 2040, 2140, 2240, 2440, 2640, 2840, 2940, 2150, 2255, 2350, 2550, 2750, 2950, 2355, 2555, 2755, 2955, 3040, 3140, 3055, 3155, 3255, 3150, 4030, 3230, 4430, 4630, 8430, 8440, 8630, 8640, 4040, 4240, 4440, 4640, 4840, 8450, 5650, 8850, 4050, 4250, 4450, 4650, 4850, 4055, 4255, 4455, 4555 Features: Soundgard 8" X 11" Wide Angle Convex Mirror Head, 22" - 36" Additional Tractor Models: 4755, 4955, 4560, 4760, 4960 Fits All Sound guard Cabs for JD1000, 2000, 3000, 4000, 8000 Series	\$185.00

Order No: WN-3136



Description	Retail
Mirror, Kit, Left Hand Applications: 60-70 4WD Series, 8560, 8570, 8760, 8770, 8870, 8960, 8970 Features: 8"x11" Wide Angle Convex Mirror Head, 22"-36" Length	\$185.00

Order No: WN-3137



Description	Retail
Mirror, Kit, Right Hand Applications: 60-70 4WD Series, 8560, 8570, 8760, 8770, 8870, 8960, 8970 Features: 8"x11" Wide Angle Convex Mirror Head, 22"-36" Length	\$185.00

Order No: WN-3139



Description	Retail
Mirror, Extendable, Left Hand Or Right Hand Applications: 8000, 8010, 8100, 8110, 8200, 8210, 8300, 8310, 8400, 8410 Features: 8" x 11" Convex Mirror, Extendable Arm, Collapsible Arm	\$185.00

Order No: WN-3166

Description	Retail
Mirror, Left Hand Extendable Applications: 9100, 9120, 9200, 9220, 9300, 9320, 9400, 9420, 9500, 9520, 9620 Features: 8" x 11" Wide Angle Convex, Extendable 22" to 36" Includes Bracket and Hardware	\$185.00

Order No: WN-3167

Description	Retail
Mirror, Right Hand Extendable Applications: 9100, 9120, 9200, 9220, 9300, 9320, 9400, 9420, 9500, 9520, 9620 Features: 8" x 11" Wide Angle Convex, Extendable 22" to 36"	\$185.00

Order No: WN-AH99408



Description	Retail
Mirror, Round Applications: 4040, 4050, 4055, 4240, 4250, 4255, 4440, 4450, 4455, 4555, 4560, 4640, 4650, 4755, 4760, 4840, 4850, 4955, 4960, 8430, 8630, 8850 Features: 8-1/4" OD	\$21.75


Order No: WN-DEXTMIRRORKIT

John Deere®


**Tractor: Operators Station / Cab**

**Mirrors: Mirrors**


**Order No: WN-DEXTMIRRORKIT**

Description	Retail
 Tractor Mirror Set with Extendable Arms Applications: 3520, 4320, 4520, 4720, 5075, 5085, 5095, 5101, 5105, 5200, 5210, 5225, 5300, 5310, 5320, 5325, 5400, 6100, 7130, 7600, 8245 Features: Includes: 2 - 9" x 16" Mirrors, Extendable Arm 21" - 31"	\$241.50


**Order No: WN-DEXTMIRRORKIT-JDSG-LEFT**

Description	Retail
 Mirror, Extendable, Left Hand Applications: 2140, 2350, 2355, 2550, 2750, 2755, 2940, 2950, 2955, 3055, 3150, 3155, 3255, 4030, 4040, 4050, 4055, 4230, 4240, 4255, 4255, 4430, 4440, 4450, 4455, 4555, 4560, 4630, 4640, 4640, 4650, 4755, 4760, 4840, 4850, 4960, 8450, 8650 Features: 9" x 16" Mirror, Extendable Arm 21"-31", Incl. Bracket & Hardware	\$159.00


**Order No: WN-DEXTMIRRORKIT-JDSG-RIGHT**

Description	Retail
 Mirror, Extendable, Right Hand Applications: 2140, 2350, 2355, 2550, 2750, 2755, 2940, 2950, 2955, 3055, 3150, 3155, 3255, 4030, 4040, 4050, 4055, 4230, 4240, 4255, 4255, 4430, 4440, 4450, 4455, 4555, 4560, 4630, 4640, 4640, 4650, 4755, 4760, 4840, 4850, 4960, 8450, 8650 Features: 9" x 16" Mirror, Extendable Arm 21"-31", Incl. Bracket & Hardware	\$159.00


**Order No: WN-DEXTMIRRORKIT-LEFT**

Description	Retail
 Mirror, Extendable, Left Hand Applications: 3520, 4320, 4520, 4720, 5075, 5085, 5095, 5101, 5105, 5200, 5210, 5225, 5300, 5310, 5320, 5325, 5400, 6100, 7130, 7600, 8245 Features: 9" x 16" Mirror, Extendable Arm 21" - 31", w/ Hardware	\$126.00

**Order No: WN-DM-21-4440**

Description	Retail
 Mirror, Extendable, Set Applications: 2140, 2350, 2355, 2550, 2750, 2755, 2940, 2950, 2955, 3055, 3150, 3155, 3255, 4030, 4040, 4050, 4055, 4230, 4240, 4250, 4255, 4350, 4430, 4440 Features: Includes: 2 - 9"x16"Mirrors, Extendable Arm 21-31", Bracket, Hardware 7630, 7730, 7830, 7920, 7930, 8100, 8110, 8120, 8130, 8210, 8220, 8310, 8320, 8400, 8410, 8520, 8630, 8760, 8770, 8850, 9100, 9120, 9520, 9530	\$275.00

**Order No: WN-DM-21-8300**

Description	Retail
 Mirror, Extendable, Set Applications: 7810, 7820, 7830, 7920, 7930, 8100, 8110, 8120, 8130, 8200, 8210, 8220, 8230, 8300, 8310, 8320, 8330, 8360, 8370, 8400, 8410, 8420, 8430, 8440, Features: Incl. 2 Large Mirrors, 2 Extension Arms, 2 Brackets & Hdwe.	\$275.00


**Seats: Arm Rests**

**Order No: WN-7227**

Description	Retail
 Seat, Cushion, Left Arm Rest Applications: 1010, 2010, 2350, 2355, 2510, 2550, 2555, 2750, 2755, 2855, 2940, 2950, 2955, 3010, 3020, 3040, 3140, 3150, 3155, 3255, 4000, 4010, 4020, 4030, 4040, 4050, 4055, 4230, 4240, 4250, 4255, 4320, 4430, 4440, 4450, 4455, 4520, 4555, 4560, 4620, 4630, 4640, 4650, 4755, 4760, 4850, 4955, 4960 Features: Yellow Vinyl, Super Deluxe, Requires WN-7617 Install Kit 5010, 5020, 6030, 7020, 7200,	\$69.50


7210, 7400, 7410, 7520, 7600, 7610, 7700, 7710, 7720, 7800, 7810, 8100, 8200, 8300, 8400, 8430, 8440, 8450, 8570, 8630, 8640, 8650, 8760, 8770, 8850, 8870, 8960, 8970, 9100, 9200, 9300, 9400

**Order No: WN-7230**


Description	Retail
 Seat, Cushion, Right Arm Rest Applications: 1010, 2010, 2350, 2355, 2510, 2550, 2555, 2750, 2755, 2855, 2940, 2950, 2955, 3010, 3020, 3040, 3140, 3150, 3155, 3255, 4000, 4010, 4020, 4030, 4040, 4050, 4055, 4230, 4240, 4250, 4255, 4320, 4430, 4440, 4450, 4455, 4520, 4555, 4560, 4620, 4630, 4640, 4650, 4755, 4760, 4850, 4955, 4960, Features: Yellow Vinyl, Super Deluxe, Requires WN-7617 Install Kit 5010, 5020, 6030, 7020, 7200, 7210, 7400, 7410, 7520, 7600, 7610, 7700, 7710, 7720, 7800, 7810, 8100, 8200, 8300, 8400, 8430, 8440, 8450, 8570, 8630, 8640, 8650, 8760, 8770, 8850, 8870, 8960, 8970, 9100, 9200, 9300, 9400	\$68.75

**Seats: Assemblies**


**Order No: WN-250UTILITY**

Description	Retail
 Seat, Assembly, Utility Suspension Applications: 1020, 1030, 1040, 1520, 1530, 2030, 2040, 2240, 2440, 2630, 2640, 2750, 2755, 2840, 2855N, 2940, 2950, 2955 Features: Yellow Vinyl, Grammer, Mechanical Suspension w/ Shock	\$263.00


**Order No: WN-4240F**

Description	Retail
 Seat, Assembly Applications: 2510, 2520, 3010, 3020, 4000, 4010, 4020, 4030, 4230, 4320, 4430, 4520, 4620, 4630 Features: Brown, Fabric, Folding Arm Rest	\$492.00


**Order No: WN-4240V**

Description	Retail
 Seat, Assembly Applications: 2510, 2520, 3010, 3020, 4000, 4010, 4020, 4030, 4230, 4320, 4430, 4520, 4620, 4630 Features: Yellow, Vinyl, Folding Arm Rest	\$497.00


**Order No: WN-6613**

Description	Retail
 Seat, Assembly, Kit Applications: 6000, 6010, 6100, 6110, 6200, 6210, 6300, 6310, 6400, 6410, 6500, 6510, 6700, 6710, 7000, 7010, 7100, 7110, 7200, 7210, 7300, 7310, 7400, 7410 Features: Black Fabric, Mech Suspension, Swivel, No Operator Presence Switch	\$909.00


**Order No: WN-6716**

Description	Retail
 Seat And Suspension Applications: 7200, 7210, 7400, 7410, 7500, 7510, 7600, 7610, 7700, 7710, 7800, 7810 Features: Brown Fabric, Seat, Suspension, Hardware, And Instructions	\$1,364.00

**Order No: WN-6791**

Description	Retail
 Seat, Assembly Applications: 3030, 3130, 4030, 4230, 4430, 4630 Features: Brown, Air Suspension, Slide Rail, Hardware	\$1,671.00

**Order No: WN-6795**

Description	Retail
 Seat, Assembly, Kit Applications: 2750, 2755, 2950, 2955, 3030, 3040, 3130, 3140, 3150, 4000, 4030, 4040, 4050, 4055, 4230, 4240, 4250, 4255, 4430, 4440, 4030, 4040, 4050, 4055, 4230, 4240, 4250, 4255, 4430, 4440, 4450, 4455, 4560, 4630, 4640, 4650, 4755, 4760, 4840, 4850, 4955, 4960	\$1,561.00



**Tractor: Operators Station / Cab**

**Seats: Assemblies**

**Order No: WN-6795**

Features: Brown, Air Suspension, Slide Rail, Hardware

**Order No: WN-7103**



**Description**  
Seat, Assembly  
Applications: 90, 2305, 2320, 2520, 272090, 855, 955, 1023E, 3203, 3032E, 3038E, 4105, 4200, 45004210, 4310, 4410, 4510, 4610, 4710, 4300, 4400, 4600, 4700,  
Features: Bucket Seat, Yellow, Mounting 8"x11.5" or 11.25"x11.5"

**Retail**  
\$160.00

**Order No: WN-7189**



**Description**  
Seat, Assembly  
Applications: 810, 1010, 2010, 2510, 3010, 3020, 4000, 4010, 4020, 4030, 4230, 4320, 4430, 4520, 4555, 4620, 4630, 4755, 5010, 5020, 6030, 7020, 7520  
Features: Brown Fabric, Comfort Classic

**Retail**  
\$476.00

**Order No: WN-7431**



**Description**  
Seat, Assembly  
Applications: 650, 750, 850, 950, 1050  
Features: Black Vinyl, Vacuum Formed, Adjustable Brackets

**Retail**  
\$224.00

**Order No: WN-7453**



**Description**  
Seat, Assembly  
Applications: 810, 1010, 2010, 2510, 3010, 3020, 4000, 4010, 4020, 4030, 4230, 4320, 4430, 4520, 4555, 4620, 4630, 4755, 5010, 5020, 6030, 7020, 7520  
Features: Black Fabric, Comfort Classic

**Retail**  
\$476.00

**Order No: WN-7460**



**Description**  
Seat, Assembly  
Applications: 1020, 1120, 1130, 1250, 1450, 1520, 1530, 1640, 1650, 1830, 1840, 2030, 2040, 2130, 2140, 2150, 2155, 2240, 2255, 2350, 2355, 2440, 2550, 2555  
Features: Black Vinyl, Genuine Grammer, Mechanical Suspension 2630, 2640, 2750, 2755, 2840, 2855, 2940, 2950, 2955, 3040, 3140, 5200, 5210, 5300, 5310, 5400, 5410, 5500, 5510

**Retail**  
\$263.00

**Order No: WN-7465**



**Description**  
Seat, Assembly  
Applications: 1020, 1120, 1130, 1250, 1450, 1520, 1530, 1640, 1650, 1830, 1840, 2030, 2040, 2130, 2140, 2150, 2155, 224, 0225, 2350, 2355, 2440, 2550, 2555  
Features: Blue Vinyl, Genuine Grammer, Mechanical Suspension 2630, 2640, 2750, 2755, 2840, 2855, 2940, 2950, 2955, 3040, 3140, 5200, 5210, 5300, 5310, 5400, 5410, 5500, 5510

**Retail**  
\$158.00

**Order No: WN-7466**



**Description**  
Seat, Assembly  
Applications: 1020, 1120, 1130, 1250, 1450, 1520, 1530, 1640, 1650, 1830, 1840, 2030, 2040, 2130, 2140, 2150, 2155, 2240, 2255, 2350, 2355, 2440, 2550, 2555  
Features: Yellow Vinyl, Genuine Grammer, Mechanical Suspension 2630, 2640, 2750, 2755, 2840, 2855, 2940, 2950, 2955, 3040, 3140, 5200, 5210, 5300, 5310, 5400, 5410, 5500, 5510

**Retail**  
\$263.00

**Order No: WN-7468**



**Description**  
Seat, Assembly  
Applications: 1020, 1520, 2030, 2040, 2150, 2240, 2255, 2350, 2355, 2440, 2530, 2555, 2630, 2640, 2750, 2755, 2855, 2940, 2950, 2955, 5200, 5300, 5310, 5400  
Features: Yellow Vinyl, Mechanical Suspension

**Retail**  
\$263.00

**Order No: WN-7494**



**Description**  
Seat Assembly  
Applications: 650, 655, 670, 750, 755, 756, 770, 800HC, 850, 855, 856, 950, 955, 970, 990, 900HC, 1050, 1070, 1090, 3005, 4005, 790, 870, 1070, 4500  
Features: 14.13" H x 20" W x 19.25" D, Yellow Vinyl, Uni-Pro Bucket

**Retail**  
\$201.00

**Order No: WN-7736**



**Description**  
Seat, Assembly  
Applications: 5103, 5203, 5210, 5220, 5300, 5310, 5320, 5403, 5410, 5420, 5510, 5520  
Features: 117 Uni Pro, Yellow Vinyl

**Retail**  
\$509.00

**Order No: WN-7927**



**Description**  
Seat, Assembly  
Applications: Gator, CS, CX, HPX, TX, TE, GT225, GT235, GT245, GX255, GX325, GX335, G  
Features: Yellow Vinyl, 18-3/4" Tall, 18-3/4" Wide, Waterproof Gator 4X2 S/N 1951-, 6X4 S/N 20789-, 4X2 HPX, 4x4 HPX, 4X4 Trail HPX, TX Turf

**Retail**  
\$125.00

**Order No: WN-8135**

**Description**  
Seat, Assembly  
Applications: CS, CX, 4 X 2 HPX, 4 X 4 HPX, 4 X 4 Trail HPX, TX, TX Turf, TH 6 X 4, TE, XUV  
Features: Camo, 18-3/4" Tall, 18-3/4" Wide, Waterproof

**Retail**  
\$152.00

**Order No: WN-8292**

**Description**  
Seat, Assembly  
Applications: 2140, 2350, 2355, 2550, 2555, 2750, 2755, 2855N, 2940, 2950, 2955, 3055, 3140, 3150, 3155, 3255, 4030, 4040, 4050, 4055, 4230, 4240, 4255, 4320, 4430, 4440, 4450, 4455, 4555, 4560, 4630, 4640, 4650, 4755, 4760, 4840, 4850, 4955, 4960, 6620, 7700, 7720, 8820, 9400, 9410, 9500, 9510, 9600  
Features: Sound-Guard Buddy Seat, Dark Kayak Brown Fabric, Seat Belt Additional Applications: John Deere Combines with Sound-Guard cab:9610, John Deere Cotton Pickers with Sound-Guard cab: 9935, 9940, 9950

**Retail**  
\$404.00

**Order No: WN-830513**



**Description**  
Seat, Assembly  
Applications: 7820, 7930, 8100, 8110, 8120, 8130, 8200, 8210, 8220, 8230, 8300, 8310, 8400, 8530, 9100, 9120, 9200, 9220, 9300, 9400, 9500, 9630, 4700, 4710  
Features: "Side Kick", Dark Brown Fabric, Incl. Brackets Can Accommodate Children & Adults, Fastens to Existing Bolt Holes

**Retail**  
\$413.00

**Order No: WN-AD1606R**



**Description**  
Seat, Assembly  
Applications: A, B, D, G, H, L  
Features: Metal Pan Seat, 9 Ventilation Holes, Single Bolt Hole

**Retail**  
\$48.75


**Order No: WN-AL173569**

John Deere®


**Tractor: Operators Station / Cab**

**Seats: Assemblies**


Order No: WN-AL173569

Description	Retail
 <p>Side Kick Seat Applications: 6110, 6200, 6210, 6220, 6230, 6300, 6310, 6320, 6330, 6400, 6405, 6410, 6420, 6430, 6530, 6605, 7130, 7210, 7220, 7230, 7320, 7330, 7410, 7420, 7430, 7510, 7520, 7530, 7600, 7610, 7700, 7710, 7800, 7810, 6105M, 6110M, 6115M, 6120M, 6125M, 6130M, 6140M, 6145M, 6150M, 6155M, 6170M Features: Buddy Seat, Kit Only For Tractors That DO NOT Have A Plastic Inner Fender Panel) Designed to comfortably fit children and adults Durable brown vacuum formed cushion for long wear No vibration when seat is unoccupied Vinyl seat cushion folds to 5" thick for more cab space Additional Models: 6175M, 6195M, 6140J, 6155J</p>	\$255.00


Order No: WN-AM116408

Description	Retail
 <p>Seat, Assembly Applications: 1200A, 4X2 GATOR, 6X4 GATOR Features: Mounting Bolts 5.69" Side to Side &amp; 3.25" Front to Back 6X4 GATOR S/N -020788</p>	\$119.20


Order No: WN-AR31977

Description	Retail
 <p>Seat Suspension Link Applications: 570, 570A, 600, 690, 690A, 690B, 700A, 2510, 2520, 3010, 3020, 4000, 4010, 4020, 4320, 4520, 4620, 5010, 5020 Features: With Bushing</p>	\$34.44

Order No: WN-BBS108YL

Description	Retail
 <p>Seat, Assembly Applications: 5103, 5203, 5210, 5220, 5303, 5310, 5320, 5403, 5410, 5420, 5503, 5510, 5520 Features: "Big Boy", With Armrests, Yellow</p>	\$350.00


Order No: WN-BVAM3080

Description	Retail
 <p>Seat, Assembly, Kit Applications: 5103, 5203, 5210, 5220, 5300, 5303, 5310, 5320, 5403, 5410, 5420, 5510, 5520 Features: Black, Vinyl Seat W/ Arm Rests, Mechanical Suspension</p>	\$410.00


Order No: WN-CABCADDIE

Description	Retail
<p>Cab, Caddie Applications: 4030, 4040, 4050, 4230, 4240, 4250, 4430, 4440, 4450, 4630, 4640, 4650, 4850 Features: Black Poly, 2 Bevel Holders, Doc Holder, 18" Long, For 2WD</p>	\$43.50


Order No: WN-FAA1214

Description	Retail
 <p>Seat, Assembly Applications: 6000, 6010, 6100, 6110, 6200, 6210, 6300, 6310, 6400, 6410, 6500, 6510, 6700, 6710, 6715, 7000, 7010, 7100, 7110, 7200, 7210, 7300, 7310, 7400 Features: Air Ride, Head Rest, Armrests, Lumbar, Black Fabric</p>	\$735.00


Order No: WN-FAA1220

Description	Retail
 <p>Seat, Assembly Applications: 6000, 6010, 6100, 6110, 6200, 6210, 6300, 6310, 6400, 6410, 6500, 6510, 6700, 6710, 6715, 7000, 7010, 7100, 7110, 7200, 7210, 7300, 7310, 7400 Features: Air Ride, Head Rest, Armrests, Lumbar, Brown Fabric</p>	\$735.00


Order No: WN-FAM1270

Description	Retail
 <p>Seat, Assembly, Kit Applications: 6000, 6010, 6100, 6110, 6200, 6210, 6300, 6310, 6400, 6410, 6500, 6510, 6700, 6710, 6715, 7000, 7010, 7100, 7110, 7200, 7210, 7300, 7310, 7400 Features: BK Fabric w/ Arm &amp; Head Rest, Lumbar, Mechanical Suspension</p>	\$565.00

Order No: WN-FAM1273

Description	Retail
 <p>Seat, Assembly Applications: 6000, 6010, 6100, 6110, 6200, 6210, 6300, 6310, 6400, 6410, 6500, 6510, 6700, 6710, 6715, 7000, 7010, 7100, 7110, 7200, 7210, 7300, 7310, 7400 Features: BR Fabric w/ Arm &amp; Head Rest, Lumbar, Mechanical Suspension</p>	\$565.00


Order No: WN-JD200CC

Description	Retail
 <p>Seat, Assembly Applications: 1010, 2010, 2510, 2520, 3010, 3020, 4000, 4010, 4020, 4030, 4230, 4430, 4520, 4620, 4630, 5010, 5020, 6030, 7020, 7520 Features: Yellow Vinyl, With Arm Rests</p>	\$476.00


Order No: WN-LVA10029

Description	Retail
<p>Seat, Assembly Applications: 4200, 4210, 4300, 4310, 4400, 4410, 4500, 4510, 4600, 4610, 4700, 4710 Features: For Compact Tractors, Molded Yellow, Vinyl</p>	\$81.43


Order No: WN-R51649

Description	Retail
 <p>Bearing, Race Applications: 2140, 2350, 2550, 2750, 2940, 2950, 3140, 4030, 4040, 4050, 4055, 4230, 4240, 4250, 4255, 4350, 4430, 4440, 4450, 4455, 4555, 4560, 4630, 4640, Features: Sold in 4's, Priced Individually 4755, 4760, 4840, 4850, 4955, 4960, 8430, 8630</p>	\$2.79


Order No: WN-RE192707

Description	Retail
 <p>Seat Assembly Applications: 7630, 7720, 7730, 7820, 7830, 7920, 7930, 8100T, 8110, 8110T, 8120T, 8120, 8130, 8200T, 8210, 8210T, 8220, 8220T, 8230, 8230T, 8300T, 8310, 8100, 8200, 8300, 8400, 8310T, 8320, 8320T, 8330, 8330T, 8400T, 8410, 8410T, 8420, 8420T, 8430, 8430T, 8520, 8520T Features: Buddy Seat Kit, Includes Hardware, Seat Belt, Mesh Pocket (8100, 8200, 8300, 8400, All S/N 10000-); WN-4226 is required when installing buddy seat when equipped with field office option.</p>	\$265.00

Order No: WN-SB02

Description	Retail
 <p>Seat, Seat Belt Applications: 6000, 6010, 6100, 6110, 6200, 6210, 6300, 6310, 6400, 6410, 6500, 6510, 6700, 6710, 6715, 7000, 7010, 7100, 7110, 7200, 7210, 7300, 7310, 7400 Features: Universal Mount Retractable Seat Belt</p>	\$35.00

Order No: WN-SS36

Description	Retail
 <p>Seat, Turn Table Applications: 6000, 6010, 6100, 6110, 6200, 6210, 6300, 6310, 6400, 6410, 6500, 6510, 6700, 6710, 6715, 7000, 7010, 7100, 7110, 7200, 7210, 7300, 7310, 7400 Features: 36 Position Turntable for FAA and FAM Seats</p>	\$75.00

Order No: WN-TY15863

**Tractor: Operators Station / Cab**

**Seats: Assemblies**

**Order No: WN-TY15863**

Description	Retail
Seat Applications: 130, 160, 165, 316, 318, 322, 330, 332, 402, 430, 375, 570, STX30, STX38 Features: High Back, Yellow, Lawn and Garden	\$71.43

**Order No: WN-VAA1270**



Description	Retail
Seat, Assembly, Kit Applications: 6000, 6010, 6100, 6110, 6200, 6210, 6300, 6310, 6400, 6410, 6500, 6510, 6700, 6710, 6715, 7000, 7010, 7100, 7110, 7200, 7210, 7300, 7310, 7400 Features: Air Ride, Head Rest, Arm Rest, Lumbar, Black Vinyl	\$795.00

**Order No: WN-VAM1270**



Description	Retail
Seat, Assembly, Kit Applications: 6000, 6010, 6100, 6110, 6200, 6210, 6300, 6310, 6400, 6410, 6500, 6510, 6700, 6710, 6715, 7000, 7010, 7100, 7110, 7200, 7210, 7300, 7310, 7400 Features: Black, Vinyl Seat w/ Arm & Head Rest, Mechanical Suspension	\$525.00

**Seats: Cushions**

**Order No: WN-5000SCKIT**



Description	Retail
Seat, Cushion, Kit Applications: 5200, 5300, 5400 Features: Seat Back, and Bottom Cushion For WN-RE62227 This will NOT fit Original Equipment Manufacturers seat!! Replacement for Part Number WN-RE62227	\$92.36

**Order No: WN-7204**

Description	Retail
Seat, Cushion, Back Applications: 1010, 2010, 2350, 2355, 2510, 2550, 2555, 2750, 2755, 2855, 2940, 2950, 2955, 3010, 3020, 3040, 3140, 3150, 3155, 3255, 4000, 4010, 4020, 4030 Features: Yellow Vinyl, Super Deluxe 4040, 4050, 4055, 4230, 4240, 4250, 4255, 4320, 4430, 4440, 4450, 4455, 4520, 4555, 4560, 4620, 4630, 4640, 4650, 4755, 4760, 4850, 4955, 4960, 5010, 5020, 6030, 7020, 7200, 7210, 7400, 7410, 7520, 7600, 7610, 7700, 7710, 7720, 7800, 7810, 8100, 8200, 8300, 8400, 8430, 8440, 8450, 8570, 8630, 8640, 8650, 8760, 8770, 8850, 8870, 8960, 8970, 9100, 9200, 9300, 9400	\$131.00

**Order No: WN-7212**



Description	Retail
Seat, Cushion Applications: 50, 60, 70, 80, 520, 530, 620, 630, 720, 730, 820, 830, 840, A, B, D, G, R Features: Black Vinyl, 4" Foam, Wood Bottom	\$75.75

**Order No: WN-7214**

Description	Retail
Seat, Cushion, Bottom Applications: 50, 60, 70, 80, 520, 530, 620, 630, 720, 730, 820, 830, 840, A, B, D, G, R Features: Black Vinyl, 4" Foam, Wood Bottom, Float Ride	\$84.00

**Order No: WN-7218**



Description	Retail
Seat, Back Applications: 2350, 2355, 2550, 2555, 2750, 2755, 2855, 2940, 2950, 2955, 3040, 3140, 3150, 3155, 3255, 4030, 4040, 4050, 4055, 4230, 4240, 4250,	\$132.00

4255, 4320, 4430, 4440, 4450, 4455, 4555, 4560, 4630, 4640, 4650, 4755, 4760, 4840, 4850, 4955, 4960, 7200, 7210, 7400, 7410, 7600, 7610, 7700, 7710, 7720  
Features: Brown Fabric, 3" Foam, Steel Core, Mechanical Suspension 7800, 7810, 8100, 8100T, 8200, 8200T, 8300, 8300T, 8400, 8400T, 8430, 8440, 8450, 8570, 8630, 8640, 8650, 8760, 8770, 8850, 8870, 8960, 8970, 9100, 9200, 9300, 9400

**Order No: WN-7220**



Description	Retail
Seat, Cushion Applications: 2350, 2355, 2550, 2555, 2750, 2755, 2940, 2950, 2955, 3040, 3140, 3150, 3155, 3255, 4030, 4040, 4050, 4055, 4230, 4240, 4250, 4255, 4320, 4430, 4440, 4450, 4455, 4555, 4560, 4630, 4640, 4650, 4755, 4760, 4840, 4850, 4955, 4960, 7200, 7210, 7400, 7410, 7600, 7610, 7700, 7710, 7720, 7800 Features: Brown Fabric, 4" Foam, Steel Core, Mechanical Suspension , 7810, 8100, 8100T, 8200, 8200T, 8300, 8300T, 8400, 8400T, 8430, 8440, 8450, 8570, 8630, 8640, 8650, 8760, 8770, 8850, 8870, 8960, 8970, 9100, 9200, 9300, 9400	\$132.00

**Order No: WN-7256**

Description	Retail
Seat, Cushion Applications: 40, 320, 330, 420, 430, 435, 440, M, MT Features: Yellow Vinyl	\$70.50

**Order No: WN-7257**



Description	Retail
Seat, Cushion Applications: 40, 320, 330, 420, 430, 435, 440, M, MT Features: Black Vinyl	\$70.25

**Order No: WN-7291**

Description	Retail
Seat, Cushion, 3 Piece Set Applications: 1010, 2010, 2510, 3010, 3020, 4000, 4010, 4020, 4030, 4230, 4320, 4430, 4520, 4620, 4630, 5010, 5020, 6030, 7020, 7520 Features: Brown Fabric, Steel Core	\$322.00

**Order No: WN-7295**



Description	Retail
Seat, Back Applications: 2350, 2355, 2550, 2555, 2750, 2755, 2855, 2940, 2950, 2955, 3040, 3140, 3150, 3155, 3255, 4030, 4040, 4050, 4055, 4230, 4240, 4250, 4255, 4320 Features: Black Fabric, 3" Foam, Steel Core, Hydraulic Suspension 4430, 4440, 4450, 4455, 4555, 4560, 4630, 4640, 4650, 4755, 4760, 4840, 4850, 4955, 4960, 7200, 7210, 7400, 7410, 7600, 7610, 7700, 7710, 7720, 7800, 7810, 8100, 8100T, 8200, 8200T, 8300, 8300T, 8400, 8400T, 8430, 8440, 8450, 8570, 8630, 8640, 8650, 8760, 8770, 8850, 8870, 8960, 8970, 9100, 9200, 9300, 9400	\$180.00

**Order No: WN-7297**



Description	Retail
Seat, Cushion Applications: 2350, 2355, 2550, 2555, 2750, 2755, 2855, 2940, 2950, 2955, 3040, 3140, 3150, 3155, 3255, 4030, 4040, 4050, 4055, 4230, 4240, 4250, 4255, 4320 Features: Black Fabric, 4" Foam, Steel Core, Hydraulic Suspension 4430, 4440, 4450, 4455, 4555, 4560, 4630, 4640, 4650, 4755, 4760, 4840, 4850, 4955, 4960, 7200, 7210, 7400, 7410, 7600, 7610, 7700, 7710, 7720, 7800, 7810, 8100, 8100T, 8200, 8200T, 8300, 8300T, 8400, 8400T, 8430, 8440, 8450, 8570, 8630, 8640, 8650, 8760, 8770, 8850, 8870, 8960, 8970, 9100, 9200, 9300, 9400	\$132.00


John Deere®




**Tractor: Operators Station / Cab**

**Seats: Cushions**


**Order No: WN-7313**

Description	Retail
 Seat, Cushion Applications: 820, 830, 1010, 1020, 1120, 1520, 1530, 2020, 2030, 2440, 2630, 2640, 4000, 4320 Features: Black Vinyl, 4" Foam, Steel Core	\$118.00


**Order No: WN-7325**

Description	Retail
 Seat, Back Applications: 820, 830, 1010, 1020, 1120, 1520, 1530, 2020, 2030, 2440, 2630, 2640, 4000, 4320 Features: Black Vinyl, 2" Foam, Steel Core	\$169.00

**Order No: WN-7434**

Description	Retail
 Seat, Back Applications: 40, 320, 330, 420, 430, 435, 440, M, MT Features: Yellow Vinyl, Small Bolt Spacing	\$63.25

**Order No: WN-7438YV**

Description	Retail
 Seat, Cushion, 3 Piece Set, w/Brackets Applications: 1010, 2010, 2510, 3010, 3020, 4000, 4010, 4020, 4030, 4230, 4320, 4430, 4520, 4620, 4630, 5010, 5020, 6030, 7020, 7520 Features: Yellow Vinyl	\$358.00


**Order No: WN-7625**

Description	Retail
 Seat, Cushion, Cover Applications: 2510, 2520, 3010, 3020, 4010, 4020, 4030, 4230, 4320, 4430, 5010, 5020, 6030 Features: Tie On, Yellow Vinyl	\$68.75


**Order No: WN-7896**

Description	Retail
 Seat, Cushion, 4-Piece Set Applications: 2955, 3055, 3150, 3155, 3255, 4020, 4030, 4040, 4050, 4055, 4230, 4240, 4250, 4255, 4320, 4430, 4440, 4450, 4455, 4555, 4560, 4630, 4640, 4650 Features: Backrest, (2) Side/Arm Rests, Bottom Cushion, Steel Backing	\$352.00

**Order No: WN-7931**

Description	Retail
 Backrest Cushion Applications: 50, 60, 70, 80, 520, 530, 620, 630, 720, 730, 820, 830, 840, A, AR, B, D, G, R Features: Brass Rivets, Toolbox Mounted Light W/Original Frame	\$107.00


**Order No: WN-8019**

Description	Retail
 Seat, Cushion Applications: 5105, 5205 Features: Bucket Seat, Vinyl. Yellow, With Drain Hole	\$157.00

**Order No: WN-8101**

Description	Retail
 Seat, Cushion, Set Applications: 800, 820, 830, 1010, 1020, 1030, 1120, 1520, 1530, 2020, 2030, 2040, 2120, 2150, 2155, 2250, 2255, 2350, 2355, 2440, 2550, 2555, 2630, 2640, 2750, 2755, 2855, 2955, 4000, 4020, 4230, 4320, 3300, 4400, 7700 Features: 2-Piece Replacement Vinyl Set, No Brackets 2640 S/N -340999, 4020 S/N 201000-	\$174.90


**Order No: WN-8159**

Description	Retail
 Seat, Cushion, Back Applications: 940, 1040, 1140, 1350, 1550, 1640, 1750, 1840, 1850, 1950, 2040, 2140, 2155, 2250,	\$143.00

2355, 2450, 2650, 2755, 2840, 2855, 2955, 3040, 3140, 3350

Features: Black Vinyl, Replaces Grammer Germany or Turkey DS44/1HB All Applications that this will fit: 940, 1040, 1140, 1350, 1550, 1640, 1750, 1840, 1850, 1850N, 1950, 1950N, 2040, 2040S, 2140, 2155, 2250, 2355, 2355N, 2450, 2650, 2650N, 2755, 2840, 2855N 2955, 3040, 3050, 3140, 3350, 3640, 3650, 5210, 5215, 5220, 5300, 5303, 5310, 5315, 5320, 5400, 5403, 5410, 5415, 5420, 5500, 5503, 5510, 5515, 5520, 6100, 6100D, 6110D, 6115D, 6125D, 6130D, 6140D, 6200, 6200L, 6300, 6300L, 6400, 6400L, 6500, 6403, 6500L, 6506, 6600, 6800, 7405, 7500

**Order No: WN-8160**


Description	Retail
 Seat, Cushion, Bottom Applications: 940, 1040, 1140, 1350, 1550, 1640, 1750, 1840, 1850, 1950, 2040, 2140, 2155, 2250, 2355, 2450, 2650, 2755, 2840, 2855, 2955, 3040, 3140, 3350	\$157.00

Features: Black Vinyl, Replaces Grammer Germany or Turkey DS44/1HB All Applications that this will fit: 940, 1040, 1140, 1350, 1550, 1640, 1750, 1840, 1850, 1850N, 1950, 1950N, 2040, 2040S, 2140, 2155, 2250, 2355, 2355N, 2450, 2650, 2650N, 2755, 2840, 2855N 2955, 3040, 3050, 3140, 3350, 3640, 3650, 5210, 5215, 5220, 5300, 5303, 5310, 5315, 5320, 5400, 5403, 5410, 5415, 5420, 5500, 5503, 5510, 5515, 5520, 6100, 6100D, 6110D, 6115D, 6125D, 6130D, 6140D, 6200, 6200L, 6300, 6300L, 6400, 6400L, 6500, 6403, 6500L, 6506, 6600, 6800, 7405, 7500


**Order No: WN-8239**

Description	Retail
Seat, Cushion, Bottom Applications: 5103, 5203, 5210, 5220, 5300, 5310, 5320, 5403, 5410, 5420, 5510, 5520 Features: Fits the KM 117 Uni Pro Assembly Only	\$114.00

**Order No: WN-8281**

Description	Retail
 Hinged Bucket Seat Applications: 1023E, 3032E, 3038E, 3203, 4105, GT225, GT235, GT235E, GT242, GT245, GT262, GT275, GX255, GX325, GX335, GX345, GX355, LX172, LX173, LX176, LX178, LX186, LX188, LX255, LX266, LX277, LX279, LX280, LX288, LX289, X300, X300R, X304, X320, X324, X340, X360, X500, X520, X530 Features: Yellow Vinyl, 18.8" High Back, Central Drain Hole	\$148.00

**Order No: WN-9104**


Description	Retail
 Seat, Cover Applications: 7200, 7210, 7400, 7410, 7510, 7600, 7610, 7700, 7710, 7800, 7810, 8100, 8100T, 8200, 8200T, 8300, 8300T, 8400, 8400T, 8430, 8440, 8450, 8560 Features: JD Personal Posture Seat Cover 2140 S/N 43000-, 2350, 2355, 2550, 2555, 2750, 2755, 2855N, 2940, 2950, 2955, 3040, 3055, 3140, 3150, 3155, 3255, 4030, 4040, 4040S, 4050, 4055, 4230, 4240, 4240S, 4250, 4255, 4350, 4430, 4440, 4450, 4455, 4555, 4560, 4630, 4640, 4650, 4755, 4760, 4840, 4850, 4955, 4960, 7200, 7210 w/cab, 7400, 7410 w/cab, 7510, 7600, 7610 w/cab, 7700, 7710 w/cab, 7800, 7810 w/cab, 8100, 8100T, 8200, 8200T, 8300, 8300T, 8400, 8400T, 8430, 8440, 8450, 8560, 8570, 8630, 8640, 8650, 8760, 8770, 8850, 8870, 8960, 8970, 9100, 9200, 9300, 9400	\$55.00

**Order No: WN-AF3269R**


**Tractor: Operators Station / Cab**

**Seats: Cushions**


**Order No: WN-AF3269R**

Description	Retail
 Seat, Bottom Applications: A, B, D, G, R, 50, 60, 70, 80, 520, 530, 620, 630, 720, 730 Features: Wood, 4" Foam, 14" x 19-1/2", Yellow Vinyl	\$55.33


**Order No: WN-AF3270R**

Description	Retail
 Seat, Cushion, Bottom Applications: 520, 530, 620, 630, 720, 730, 820, 830 Features: Yellow Vinyl, Float Ride	\$84.00


**Order No: WN-AF3270R-6**

Description	Retail
 Seat, Cushion, Bottom Applications: 70, 520, 530, 620, 630, 720, 730, 820, 830 Features: Yellow Vinyl, Wood Bottom, Float Ride, 20-5/8" x 14-5/8"	\$58.57


**Order No: WN-AL39816**

Description	Retail
 Seat, Cushion, Back Applications: 820, 830, 920, 940, 1020, 1030, 1040, 1120, 1130, 1140, 1520, 1530, 1630, 1640, 1830, 1840, 2030, 2040, 2130, 2140, 2150, 2155, 2240, 2255, 2350, 2355, 2440, 2550, 2555, 2640, 2750, 2755, 2840, 2855N, 2940, 2950, 2955, 3030, 3040, 3130, 3140 Features: Steel Core, 2" Foam, Wraparound Arm Rest, Yellow, Vinyl	\$125.00


**Order No: WN-AL39823**

Description	Retail
 Seat, Cushion, Bottom Applications: 820, 830, 920, 940, 1020, 1030, 1040, 1120, 1130, 1140, 1520, 1530, 1630, 1640, 1830, 1840, 2030, 2040, 2130, 2140, 2150, 2155, 2240, 2255, 2350, 2355, 2440, 2550, 2555, 2640, 2750, 2755, 2840, 2855N, 2940, 2950, 2955, 3030, 3040, 3130, 3140, 3300, 4400, 7700, 800, 830, 2280, 2320, 2420 Features: Steel Core, 4" Foam Cushion, Yellow, Vinyl	\$134.00

**Order No: WN-AM3462T**

Description	Retail
 Seat, Back Applications: M, MC, MI, MT, 40, 320, 330, 420, 430, 435, 440 Features: Bolt Pattern, 16"x 1-1/2", Length 18"x 5-1/2" W, Yellow Vinyl	\$41.75


**Order No: WN-AM3462T-1**

Description	Retail
 Seat, Back Applications: 40 Utility, 320, 330, 420, 430, 435, 440, M, MC, MT Features: Black Vinyl, Wood Base, Bolt Pattern 19" X 6"	\$38.27

**Order No: WN-AM3463T**


Description	Retail
 Seat, Bottom Applications: M, MC, MI, MT, 40, 320, 330, 420, 430, 435, 440 Features: 18" Long X 16" Wide, Yellow Vinyl	\$66.00

**Order No: WN-AR21966**


Description	Retail
 Seat Back Applications: 50, 60, 70, 80, 520, 530, 620, 630, 720, 730, 820, 830, A, B, G, R Features: Steel Core, 2" Foam Cushion, Black	\$64.75

Vinyl 820 Diesel, 830 Diesel,


**Order No: WN-AR44763**

Description	Retail
 Seat, Cushion, Bottom Applications: 2010, 2510, 2520, 3010, 3020, 4000, 4010, 4020, 4030, 4230, 4320, 4430, 4520, 4620, 4630, 5010, 5020, 6030, 7020, 7520 Features: Yellow Vinyl, 4" Foam, Steel Core	\$114.00


**Order No: WN-AR59679**

Description	Retail
 Seat, Cushion, Back, Upper Applications: 1010, 2010, 2510, 2520, 3010, 3020, 4000, 4010, 4020, 4030, 4230, 4320, 4430, 4520, 4620, 4630, 5010, 5020, 6030, 7020, 7520 Features: Yellow Vinyl, 2" Foam, Steel Core	\$64.75


**Order No: WN-AR59680**

Description	Retail
 Seat, Cushion, Back, Lower Applications: 2010, 2510, 2520, 3010, 3020, 4000, 4010, 4020, 4030, 4230, 4320, 4430, 4520, 4620, 4630, 5010, 5020, 6030, 7020, 7520 Features: Yellow, 2" Foam, Steel Core, Wrap Around	\$161.00


**Order No: WN-AR65448**

Description	Retail
 Seat, Cushion Applications: 1020, 1520, 2020, 2030, 2440, 2630, 2640 Features: Steel Core, 4" Foam, 3 Bolt Flat Bottom, Yellow, Vinyl	\$114.00


**Order No: WN-AR65449**

Description	Retail
 Seat, Cushion, Back Applications: 1020, 1520, 2020, 2030, 2440, 2630, 2640, 4000, 4010, 4020 Features: Steel Core, 2" Foam, Yellow, Vinyl 2440 S/N 340999-, 2640 S/N 340999-, 4000 S/N 201000-, 4010 S/N 201000-, 4020 S/N 201000-	\$226.00


**Order No: WN-AR71107C**

Description	Retail
 Seat, Back, Cover, Personal Posture Applications: 2350, 2355, 2550, 2555, 2750, 2755, 2855, 2940, 2950, 2955, 3040, 3140, 3150, 3155, 3255, 4030, 4040, 4050, 4055, 4230, 4240, 4250, 4255, 4320 Features: Brown Fabric Cover	\$55.00

**Order No: WN-AR76515**

Description	Retail
 Seat, Cushion, Bottom Applications: 4400, 4420, 6600, 6620, 7700, 7720, 8820, 9920, 9930, 9940, 9950, 9960, 5420, 5440, 5460, 5720, 5730, 5820, 5830, 2280, 3430, 3830, 4890, 4990, 4700, 4710, 6000, 6100, 6500, 6600, 6700, 2140, 2350, 2355, 2550, 2555, 2750, 2755, 2855N, 2940, 2950, 2955, 3040, 3150, 3155, 3255, 4060 Features: Steel Back, For Mechanical Suspension Seat, Economy 2140 S/N 43000-, 3040 S/N 43000-, 4040, 4040S, 4050, 4230, 4240, 4240S, 4250, 4350, 4430, 4440, 4450, 4560, 4630, 4640, 4650, 4760, 4840, 4850, 4960, 7200, 7210 w/cab, 7400, 7410 w/cab, 7510, 7600, 7610 w/cab, 7700, 7710 w/cab, 7800, 7810 w/cab, 8100, 8100T, 8200, 8200T, 8300, 8300T, 8400, 8400T, 8430, 8560, 8570, 8630, 8640, 8650, 8760, 8770, 8850, 8960, 8970, 9100, 9200, 9300, 9400	\$122.47

**Order No: WN-JD7000-SET**

Description	Retail
 Seat, Cushion & Wrap Around Back, 2 Piece Set Applications: 1020, 1520, 1530, 2030, 2040, 2130, 2150, 2155, 2240, 2255, 2320, 2350, 2355, 2530, 2550, 2640, 2750, 2755, 2840, 2855, 2940, 4030,	\$127.64

John Deere®


**Tractor: Operators Station / Cab**

**Seats: Cushions**


**Order No: WN-JD7000-SET**

4320, 4430  
Features: Yellow Vinyl, Rail Style


**Order No: WN-JD720B**

Description	Retail
 Seat, Back Applications: A, B, G, 50, 60, 70, 80, 520, 530, 620, 630, 720, 730, 820, 830, 3010 Reg. Seat, 3020, 4010, 5010 Features: Steel Core, 2" Foam Cushion, Yellow Vinyl	\$64.75


**Order No: WN-JDPPB**

Description	Retail
 Seat, Back, Personal Posture Applications: 2940, 4030, 4040, 4050, 4230, 4240, 4250, 4430, 4440, 4450, 4630, 4640, 4650, 4840, 4850, 8430, 8440, 8450, 8630, 8640, 8650, 8850 Features: Lumbar Support, Brown Fabric, Hydraulic or Mechanical	\$180.00


**Order No: WN-JDPPS**

Description	Retail
 Seat, Bottom, Personal Posture Applications: 2355, 2555, 2755, 2940, 2955, 4030, 4040, 4055, 4230, 4240, 4430, 4440, 4455, 4630, 4640, 4755, 4955, 8430, 8440, 8630, 8640 Features: Brown Fabric, 4" Foam, Steel Core, Hydraulic Suspension	\$132.00

**Order No: WN-SEATBRKT**

Description	Retail
 Seat Piece Set Applications: JD600, 2010, 2510, 2520, 3010, 3020, 4000, 4010, 4020, 4030, 4230, 4240, 4320, 4430, 4520, 4620, 4630, 484, 5010, 5020, 5200, 5400, 6000, 6030, 6600, 7020, 7520, 7700, 820, 830, 9900, 9910, 45, 55, 95, 105, 3300, 6600, 6602, 6620, 7700, 99, 299, 484, 5200, 5400, 9900, 9910 Features: Bracket Set for JD 3 Piece Wrap Around Seat 1 Back Support Bracket, 1 Rear Armrest Support Bracket, 1 RH Seat Bracket, 1 LH Seat Bracket; Additional Models: Fits John Deere Hay Equipment(s) 400, 425; Fits John Deere Sprayer(s) 6000, 820 (3 Cylinder Utility), 830 (3 Cylinder Utility), 2010 S/N 42001-, 45 S/N 6901-, 55 S/N 55-57001-, 95 S/N 9001-, 105 S/N 3001-	\$28.00


**Order No: WN-SR3268**

Description	Retail
 Seat, Cushion, Set Applications: 45, 55, 95, 105, 50, 60, 70, 520, 530, 620, 630, 720, 730, 830 Features: 20-5/8" x 14-5/8", Yellow Vinyl, Back & Bottom Cushion	\$124.00

**Order No: WN-SR71106**

Description	Retail
Seat, Bottom, Personal Posture Applications: 4030, 4040, 4050, 4230, 4240, 4250, 4430, 4440, 4630, 4640 Features: For Mechanical Suspension, Black	\$132.00

**Order No: WN-TY15834**

Description	Retail
 Seat, Cushion Set, 4 Piece Applications: 2955, 3055, 3150, 3155, 3255, 4040, 4050, 4055, 4240, 4250, 4255, 4440, 4450, 4455, 4555, 4560, 4640, 4650, 4755, 4760 Features: Steel Back, Heavy Duty Yellow Vinyl on High Density Foam	\$253.50


**Order No: WN-TY26545**




Description	Retail
Seat 3 Piece Set Applications: JD600, 2010, 2510, 2520, 3010, 3020, 4000, 4010, 4020, 4030, 4230, 4240, 4320, 4430, 4520, 4620, 4630, 484, 5010, 5020, 5200, 5400, 6000, 6030, 6600, 7020, 7520, 7700, 820, 830, 9900, 9910, 45, 55, 95, 105, 3300, 6600, 6602, 6620, 7700, 99, 299, 484, 5200, 5400, 9900, 9910 Features: Original Thicker Bottom 5.5" Cushion, Brackets Not Included Additional Models: Fits John Deere Hay Equipment(s) 400, 425, Fits John Deere Sprayer(s) 6000, 820 (3 Cylinder Utility), 830 (3 Cylinder Utility), 2010 S/N 42001-, 45 S/N 6901-, 55 S/N 55-57001-, 95 S/N 9001-, 105 S/N 3001-	\$120.00

**Seats: Suspensions**


**Order No: WN-6083**

Description	Retail
 Seat, Suspension, Assembly Applications: 4430, 4440, 4450, 4455, 4630, 4640, 4650, 4840, 4850, 4860 Features: Deluxe Mechanical, 4" Travel	\$292.00


**Order No: WN-6085**

Description	Retail
 Seat, Mechanism, Compact Applications: 4040, 4230, 4240, 4320, 4430, 4440, 4520, 4620, 4630, 4640, 4840, 6030, 7020, 8430, 8440, 8630, 8640 Features: Converts OEM Seat To Air Suspension	\$711.00


**Order No: WN-6604**

Description	Retail
 Seat, Suspension, Kit Applications: 4030, 4230, 4430, 4630, 4040, 4240, 4440, 4640, 4840, 4050, 4250, 4055, 4255, 4450, 4650, 4850, 4455, 4555, 4755, 4955, 4560, 4760, 4960 Features: Deluxe Air Suspension Kit, Slide Rails, Pedestal, Hardware The Mounting Pattern is 10". When used with the mounting plate in the kit this does become narrower then the 10".	\$837.00


**Order No: WN-6783**

Description	Retail
 Seat, Suspension, Kit Applications: 3030, 3130, 4030, 4230, 4430, 4630 Features: Deluxe Air Suspension Kit, Slide Rails, Pedestal, Hardware Early Series 3030	\$1,022.00

**Order No: WN-6785**

Description	Retail
 Seat, Suspension, Kit Applications: 2950, 3030, 3040, 3130, 3140, 3150, 4000, 4030, 4040, 4050, 4055, 4230, 4240, 4250, 4255, 4430, 4440, 4450, 4455, 4555, 4560, 4630, 4640, 4650, 4755, 4760, 4840, 4850, 4955, 4960 Features: Deluxe Air Suspension Kit, Slide Rails, Pedestal, Hardware, Late Series	\$909.00

**Order No: WN-6786**

Description	Retail
 Seat Suspension Kit Applications: 2950, 3030, 3040, 3130, 3140, 3150, 4000, 4030, 4040, 4050, 4055, 4230, 4240, 4250, 4255, 4430, 4440, 4450, 4455, 4555, 4560, 4630, 4640, 4650, 4755, 4760, 4840, 4850, 4955, 4960 Features: Mechanical, Slide Rails, Pedestal, Hardware, Late Series For Sound-Gard cab and original deluxe mechanical suspension, 11" Seat Well Cavity	\$706.00

**Order No: WN-7509**

Description	Retail
Seat, Cushion, Bracket Applications: 1010, 2010, 2510, 3010, 3020, 4000, 4010, 4020, 4030, 4230, 4320, 4430, 4520, 4620,	\$29.00

John Deere®



**Tractor: Operators Station / Cab**

**Seats: Suspensions**


**Order No: WN-7509**

4630, 5010, 5020, 6030, 7020, 7520  
Features: Back Plate, Large

**Order No: WN-7510**

Description	Retail
Seat, Cushion, Bracket Applications: 1010, 2010, 2510, 3010, 3020, 4000, 4010, 4020, 4030, 4230, 4320, 4430, 4520, 4620, 4630, 5010, 5020, 6030, 7020, 7520 Features: Back Plate, Small	\$26.25


**Order No: WN-7617**

Description	Retail
 Seat, Cushion, Bracket Kit Applications: 1010, 2010, 2350, 2355, 2510, 2550, 2555, 2750, 2755, 2855, 2940, 2950, 2955, 3010, 3020, 3040, 3140, 3150, 3155, 3255, 4000, 4010, 4020, 4030 Features: Bolt and Washer Kit for ARMREST Installation	\$15.25


**Order No: WN-7993**

Description	Retail
Seat, Suspension Kit Applications: 6110, 6120, 6200, 6210, 6215, 6220, 6230, 6300, 6310, 6320, 6330, 6400, 6410, 6420, 6430, 6500, 6615, 6715, 6920, 7130, 7220, 7320, 7330, 7420 Features: Width 11.75", Self-Contained 12V Compressor 7420, 7430, 7520, 7530, 5065M, 5075M, 5083E, 5085M, 5093E, 5095M, 5095MH, 5101E, 5105M, 6100D, 6110D, 6110L, 6115D, 6125D, 6130D, 6140D, 6210L, 6310L, 6310S, 6320L, 6410L, 6410S, 6420L, 6510L, 6510S, 6520L	\$382.00


**Order No: WN-8077**

Description	Retail
 Seat, Suspension, Assembly Applications: 6110, 6120, 6200, 6210, 6215, 6220, 6230, 6300, 6310, 6320, 6330, 6400, 6410 Features: Mechanical, Fits if Original Suspension is a Grammer W/Cab 7420, 7430, 7520, 7530, 5065M, 5075M, 5083E, 5085E, 5085M, 5093E, 5095M, 5095MH, 5101E, 5105M, 6100D, 6110D, 6110L, 6115D, 6125D, 6130D, 6140D, 6210L, 6310L, 6310S, 6320L, 6410L, 6410S, 6420L, 6510L, 6510S, 6520L	\$550.00


**Order No: WN-8078**

Description	Retail
 Seat, Suspension, Assembly Applications: 6110, 6120, 6200, 6210, 6215, 6220, 6230, 6300, 6310, 6320, 6330, 6400, 6410, 6420, 6430, 6500, 6615, 6715, 6920, 7130, 7220, 7230, 7320, 7330 Features: Mechanical, Air, Fits if the Original Suspension is a Grammer 7420, 7430, 7520, 7530, 5065M, 5075M, 5083E, 5085E, 5085M, 5093E, 5095M, 5095MH, 5101E, 5105M, 6100D, 6110D, 6110L, 6115D, 6125D, 6130D, 6140D, 6210L, 6310L, 6310S, 6320L, 6410L, 6410S, 6420L, 6510L, 6510S, 6520L	\$764.00


**Order No: WN-8120**

Description	Retail
 Seat, Suspension, Wiring Harness Applications: 8000, 9000 Features: For Air Compressor (WN-8119) To go Into JD Applications 8000 And 9000 Series Air Seat Suspension	\$24.25


**Order No: WN-AF3426R**

Description	Retail
 Seat, Shock Absorber Applications: 50, 80, 520, 530, 620, 630, 720, 730, 820, 830 Features: Float Ride Seat	\$53.75

**Order No: WN-AF3427R**

Description	Retail
 Seat, Adjusting Handle Applications: 50, 80, 520, 530, 620, 630, 720, 730, 820, 830, 840 Features: Float Ride, 7/16"x9 3/4"	\$34.50


**Order No: WN-AIRSUSPENSION**

Description	Retail
 Seat, Mechanism Applications: 4040, 4230, 4240, 4320, 4430, 4440, 4520, 4620, 4630, 4640, 4840, 6030, 7020, 7520, 8430, 8440, 8630, 8640 Features: Converts OEM Seat to Air Suspension	\$715.00


**Order No: WN-AR39648**

Description	Retail
 Seat, Spring, Torsion Applications: 520, 530, 620, 630, 720, 730, 820, 830 Features: Rubber, Right Hand	\$46.00


**Order No: WN-AR39649**

Description	Retail
 Seat, Spring, Torsion Applications: 520, 530, 620, 630, 720, 730, 820, 830 Features: Rubber, Left Hand	\$46.00


**Order No: WN-AR60029**

Description	Retail
 Arm, Seat Applications: 570, 570A, 670, 670A, 672A, 690, 690A, 690B, 700A, 760, 760A, 770, 770A, 772A, 2510, 2520, 3010, 3020, 400, 4010, 4020, 4030, 4040, 4050, 4055, 4240, 4250, 4255, 4430, 4440, 4450, 4455, 4520, 4560, 4620, 4640, 4650, 4755, 4760, 4840, 4850, 4955, 4960, 5010, 5020, 7020 Features: With Deluxe Seat	\$125.96


**Order No: WN-JDS489**

Description	Retail
 Seat, Pin & Bushing Rebuild Kit Applications: 50, 520, 530, 620, 630, 720, 730, 820, 830 Features: Kit Includes Pieces To Rebuild One Seat 830 2-Cylinder with Float Ride Seat	\$66.75

**Order No: WN-JDS807**

Description	Retail
 Seat, Suspension, Shock, Assembly Applications: 1020, 1520, 2020, 2030, 2350, 2510, 2520, 2550, 2630, 2750, 2940, 2950, 3010, 3020, 4000, 4010, 4020, 4030, 4040, 4050, 4240, 4250, 4440, 4450 Features: Includes Shock, Spring & Bushings	\$151.00

**Order No: WN-JDS807S**

Description	Retail
 Seat Shock Absorber Applications: 1020, 1520, 2010, 2020, 2030, 2140, 3040, 3140, 2350, 2440, 2640, 2510, 2520, 2550, 2630, 2750, 2940, 2950, 3010, 3020, 4000, 4010, 4020, 4030, 4040, 4050, 4055, 4230, 4240, 4250, 4255, 4320, 4350, 4430, 4440, 4450, 4455, 4520, 4555, 4620, 4630, 4640, 4650, 4755, 4840, 4850, 4955, 5010 Features: 7.625"Center-to-Center Closed, 10.5"Center-to-Center Extended 5020, 6030, 7020, 7520, 8430, 8630, (2140, 3040, 3140 all S/N 430000-), (2440, 2640 S/N --340999)	\$87.50


**Order No: WN-ML3**

John Deere®


**Tractor: Operators Station / Cab**

**Seats: Suspensions**


Order No: WN-ML3

Description	Retail
 Seat, Plate Adapter Applications: 4030, 4040, 4050, 4230, 4240, 4430, 4440, 4450, 4560, 4630, 4640, 4840, 4850 Features: To Adapt Mechanical to Air Ride	\$20.75

Order No: WN-R26876

Description	Retail
 Seat, Suspension, Shaft Applications: 2510, 2520, 3010, 3020, 4000, 4010, 4020, 4030, 4040, 4050, 4055, 4230, 4240, 4250, 4255, 4320, 4430, 4440, 4450, 4455, 4520, 4555, 4560, 4620 Features: For Deluxe Suspension Seat	\$7.57


Order No: WN-R27441

Description	Retail
 Seat, Suspension, Washer Applications: 1020, 1520, 2020, 2030, 2140, 2350, 2440, 2510, 2520, 2550, 2630, 2640, 2750, 2940, 2950, 3010, 3020, 3140, 4000, 4010, 4020, 4030, 4040, 4050, 4055, 4230, 4240, 4250, 4255, 4320, 4350, 4430, 4440, 4450, 4455, 4520, 4555, 4560, 4620, 4630, 4640, 4650, 4755, 4760, 4840, 4850, 4955, 4960 Features: Sold in Multiples of 10, Priced Individually 5010, 5020, 6030, 7020, 7520, 8430, 8630	\$0.67

Order No: WN-R51648

Description	Retail
Seat Washer Applications: 2140, 2350, 2550, 2750, 2940, 2950, 3140, 4030, 4040, 4050, 4055, 4230, 4240, 4250, 4255, 4350, 4430, 4440, 4450, 4455, 4555, 4560, 4630, 4640, 4650, 4755, 4760, 4840, 4850, 4955, 4960, 8430, 8630 Features: 8430 (1974-7981), 8630 (All With Deluxe or Personal Posture Seat)	\$4.87

Order No: WN-W43PED

Description	Retail
 Seat, Pedestal Applications: 4030, 4040, 4230, 4240, 4430, 4440, 4630, 4640, 4840 Features: For Air Ride & Deluxe Mechanical Seat	\$155.00

**Tractor: Rockshaft & Hitch**

**Drawbar: Drawbars**


Order No: WN-1451

Description	Retail
Drawbar, Reinforcement Applications: 8100, 8100T, 8200, 8200T, 8300, 8300T, 8400, 8400T	\$418.00

Order No: WN-1452

Description	Retail
 Drawbar, Reinforcement Support Kit Applications: 8130, 8225R, 8230, 8245R, 8270R, 8295R, 8330 Features: Left & Right Support Plate, Drawbar Support Bracket, Cat 3 ONLY	\$399.00

Order No: WN-370799R2


Description	Retail
 Drawbar, Rear, Straight, Category I Applications: 40, 320, 330, 420, 430, 435, 440, 650, 655, 770, 790, 830, 870, 970, 992, 2210, 4200, 4300, 4400, 4500, 4510 Features: RED, 26" Long, 2-1/2" Wide, 1" Thick, 7/8" Pin Size	\$53.00

Order No: WN-49B70R


Description	Retail
Drawbar	\$61.00

Applications: 50  
 Features: 29.375" Long, 2.000" Wide, 1.000" Thick


Order No: WN-L114953

Description	Retail
 Drawbar, Rear, Curved Applications: 6110, 6110L, 6120, 6120L, 6200, 6200L, 6210, 6210L, 6215, 6220, 6220L, 6300, 6300L, 6310, 6310L, 6310S, 6320, 6400, 6400L, 6405, 6410, 6410L, 6430, 6500, 6500L, 6410S, 6415, 6420, 6420L, 6500, 6500L, 6510L, 6510S, 6520L, 6605, 6615, 6715, 7130, 7220, 7320 Features: 45" Long, 2.5" Wide, 1.5" Thick	\$260.00


Order No: WN-L29020

Description	Retail
 Swinging Drawbar Curved Applications: 1020, 1520, 1530, 1640, 1830, 1840, 2020, 2030, 2040, 2130, 2140, 2240, 2250, 2350, 2355, 2440, 2450, 2550, 2555, 2630, 2640, 2650, 2750, 2755 Features: 36.625" Long, 2.5" Wide, 1.25" Bend	\$120.00


Order No: WN-L61510

Description	Retail
 Drawbar, Rear, Curved Applications: 2955, 3055, 3155, 3255, 3650 Features: 49.25" Long, 2.5" Wide, 1.37" High 2955, 3055, 3155, 3255, 3650, All S/N 632322-; 1.010" dia. front holes Holes are 1.420", 3.790", 9.410", 11.220", 15.600" from front	\$215.00


Order No: WN-L76093

Description	Retail
 Drawbar, Rear, Curved Applications: 6800, 6900, 7200, 7210, 7400, 7405, 7410, 7505, 7510, 7600, 7610, 7700, 7710, 7800, 7810 Features: 43.81" Long, 3" Wide, 1-1/2" Thick	\$245.00


Order No: WN-M123824

Description	Retail
 Drawbar, Straight Applications: 3025E, 3032E, 3036E, 3038E, 3120, 3203, 3320, 3520, 3720, 4105, 4200, 4210, 4300, 4310, 4400, 4410 Features: 27.559" Long, 1" Thick, 2" Wide	\$98.24


Order No: WN-R105240

Description	Retail
 Drawbar Applications: 5105 5200, 5205, 5210, 5220, 5300, 5310, 5310N, 5320, 5320N, 5400, 5400N, 5410, 5420, 5420N, 5500, 5500N, 5510, 5510N, 5520, 5520N, 5615, 5715 Features: 22.62" Long, 2-1/2" Wide, 1-1/4" Thick	\$125.00

Order No: WN-R130638

Description	Retail
 Drawbar Rear Curved Applications: 8100, 8100T, 8110, 8110T, 8120, 8120T, 8200, 8200T, 8210, 8210T, 8220, 8220T, 8300, 8300T, 8310, 8310T, 8320, 8320T, 8400, 8400T, 8410, 8410T Features: 57.75" Long, 3" Wide, 2" Thick	\$265.00

Order No: WN-R133359

Description	Retail
 Drawbar, Rear, Curved Applications: 5105, 5200, 5205, 5210, 5220, 5300, 5310, 5310N, 5320, 5320N, 5400, 5400N, 5410, 5420, 5420N, 5500, 5500N, 5510, 5510N, 5520, 5520N Features: 29.5" Long, 2.5" Wide, 1.25" Thick	\$189.00

Order No: WN-R171367

**Tractor: Rockshaft & Hitch**

**Drawbar: Drawbars**

Order No: WN-R171367

Description	Retail
Drawbar, Rear, Curved Applications: 8100, 8100T, 8110, 8110T, 8120, 8120T, 8200, 8200T, 8210, 8210T, 8220, 8220T, 8300, 8300T, 8310, 8310T, 8320, 8320T, 8400, 8400T, 8410, 8410T Features: 57.75" Long, 4" Wide, 2.25" Thick	\$330.00

Order No: WN-R270799

Description	Retail
Drawbar Applications: 8760, 8770, 8870, 8960, 8970, 9100, 9120, 9200, 9220, 9300, 9320, 9400, 9420, 9520, 9620	\$1,042.00

Order No: WN-R27692

Description	Retail
Drawbar Rear Curved Applications: 2510, 2520, 3010 Features: 45" Long, 2" Wide, 1.25" High, with 1.87" Offset 2510 Row Crop, 2520 Row Crop, 3010 Row Crop, Std, RC Utility, Orchard	\$120.00

Order No: WN-R36608

Description	Retail
Drawbar, Curved Applications: 4520, 4620, 4630, 5010, 5020, 6030, 7020, 7520 Features: 63.250" Long, 3.000" Wide, 1.500" High, 1.87 Offset, STD 7020 S/N -2699	\$225.00

Order No: WN-R61126

Description	Retail
Drawbar Rear Straight Applications: 820, 830, 1020, 1520, 1530, 2020, 2030, 2040, 2240, 2350, 2355, 2440, 2550, 2555, 2630, 2640, 2750, 2755, 2850, 2855, 300, 300B, 301, 301A, 302, 302A, 401, 4010B, 401C, 401D Features: 36.75" Long, 2.5" Wide, 1.25" High 300B S/N 249301-, 301A S/N 249301-, 302 S/N 249301-, 302A S/N 249301-, 401B S/N 249301-, 401C S/N 249301-; 3) .781" diameter holes @ 1.125", 2.750" & 8.578" from front	\$95.00

Order No: WN-R61184

Description	Retail
Drawbar Rear Curved Applications: 4050, 4240, 4250, 4440, 4450, 4455, 4055, 4240S, 4255 Features: 45.625" Long, 3" Wide, 1.5" High, 2" Bend 4055 w/CAT II, 4255 Hi-Crop w/Cat II, Cat III Narrow w/Wide, 4050 (With Wide Swinging Drawbar), 4055 (With Category 2 Three Point), 4240 (With Wide Swinging Drawbar), 4250 (With Wide Swinging Drawbar), 4255 (Will fit Category 2 and 3), 4350, 4440 (With Wide Swinging Drawbar), 4450 (With Wide Swinging Drawbar), 4455 (Check Measurements)	\$175.00

Order No: WN-R61184SPL

Description	Retail
Drawbar, Rear, Straight Applications: 4050, 4055, 4240, 4240S, 4250, 4255, 4350, 4440, 4450, 4455	\$249.79

Order No: WN-R62081

Description	Retail
Drawbar Rear Curved Applications: 4555, 4560, 4640, 4650, 4755, 4760, 4840, 4850, 4955, 4960 Features: 65.375" Long, 3" Wide, 1.75" High, 1.75" Offset 4560 (Regular Only), 4840 (Regular Only), 4960 (Regular Only), Two 1.312" Diameter Holes - 1.812" & 4.312" From The Front	\$215.00

Order No: WN-R80842

Description	Retail
Drawbar Rear Curved Applications: 4000, 4020, 4030, 4040, 4230, 4320, 4430 Features: 45" Long, 2.5" Wide, 1.375" High 6 front holes 1.015" diameter. 1.375", 2.625", 4.687", 7.345", 9.325", 12.590" from the front; Offset without hammer strap holes	\$145.00


Order No: WN-R80842SPL

Description	Retail
Drawbar Rear Straight Applications: 4000, 4020, 4040, 4230, 4320, 4430 Features: 45" Long, 2.5" Wide, 1.375" High 6 front holes 1.015" diameter. 1.375", 2.625", 4.687", 7.345", 9.325", 12.590" from the front	\$167.92

Order No: WN-R81576

Description	Retail
Drawbar Rear Curved Applications: 2510, 2520, 4000, 4020, 4030, 3020, 4010, 500C Features: 44.75" Long, 2.5" Wide, 1.25" High, w/ 2.5" Offset (2510, 2520, 4000, 4020, 4030, All w/ HD Hi-Crop), (3020, 4010, All w/ HD Row Crop, Std-Wide Swing, HD Hi-Crop)	\$137.00

Order No: WN-RE178644

Description	Retail
 Drawbar Support Applications: 5200, 5210, 5220, 5300, 5310, 5320, 5400, 5410, 5420, 5500, 5510, 5520, 5045E, 5055E, 5065E, 5075E	\$595.00

Order No: WN-RE20662

Description	Retail
Drawbar, Rear, Curved Applications: 2510, 2520, 3010, 3020, 4010, 4000, 4200, 4030 Features: 44.75" Long, 2.5" Wide, 1.25" High, w/ 2.5" Offset, RC (2510, 2520, Wide Swing & Hi Crop), (3010 Wide Swing), (3020, 4010, Regular Wide Swing Hi Crop), (4000, 4200, All Hi Crop)	\$129.00

Order No: WN-RE20663

Description	Retail
Drawbar Offset Rear Curved Applications: 4000, 4020, 4030, 4040, 4230, 4320, 4430 Features: 45" Long, 2.5" Wide, 1.375" High, w/ 2"	\$165.00

Order No: WN-RE69232

Description	Retail
Drawbar, Assembly Applications: 8100, 8200, 8300, 8400 Features: Reversible, 50.8 MM All With S/N -009999	\$631.99

Order No: WN-T28014

Description	Retail
Drawbar, Rear, Curved Applications: 2840, 2940, 2950, 2955, 3030, 3040, 3050, 3120, 3130, 3140, 3150, 3155, 3350, 3640, 3650 Features: 40.875" Long, 2.5" Wide, 1.375" High, 2.125" Offset 3155 S/N -632321	\$125.00

Order No: WN-T29898

Description	Retail
Drawbar Rear Straight Applications: 820, 830, 840, 920, 940, 1020, 1030, 1040, 1120, 1130, 1140, 1350, 1550, 1630, 1750, 1950, 2020, 2120, 2150, 2155, 2255, 2355N Features: 36.75" Long, 2" Wide, 1.25" High 820 3 Cyl, 830 3 Cyl,	\$85.00

**Drawbar: Hammer Straps**

Order No: WN-L78501

Description	Retail
Drawbar, Hammer strap	\$55.67

John Deere®



**Tractor: Rockshaft & Hitch**

**Drawbar: Hammer Straps**

**Order No: WN-L78501**


Applications: 6100, 6110, 6120, 6200, 6210, 6215, 6220, 6300, 6310, 6320, 6400, 6405, 6410, 6415, 6420, 6500, 6506, 6600, 6605, 6615, 6715, 7220, 7320

Features: 9.5" Long, 2-1/4" Wide, 1" Thick


**Order No: WN-L79895**

Description	Retail
 Drawbar Hammer strap Spacer Applications: 6110, 6110L, 6120, 6120L, 6200, 6200L, 6210, 6210L, 6215, 6220, 6220L, 6300, 6300L, 6310, 6310L, 6310S, 6320, 6400, 6400L, 6405, 6410, 6410L, 6410S, 6415, 6420, 6500, 6510L, 6510S, 6605, 6615, 6715, 7220, 7320 Features: 4-3/4" Long, 1-3/4" High, 1-1/2" Wide	\$32.51


**Order No: WN-R132544**

Description	Retail
 Drawbar Hammer strap Applications: 7630, 7720, 7730, 7820, 7830, 7920, 7930, 8100, 8110, 8110T, 8120, 8120T, 8130, 8200, 8210, 8210T, 8220, 8220T, 8225R, 8230, 8230T, 8245R, 8270R, 8295R, 8300, 8300T, 8310, 8310T, 8320, 8320T, 8330, 8400, 8400T, 8410, 8410T, 8420, 8420T, 8430, 8430T, 8520	\$115.00

**Order No: WN-R26584**

Description	Retail
 Drawbar, Hammer Strap Applications: 600, 2510, 2520, 3010, 3020, 4000, 4010, 4020, 4030, 4040, 4230, 4320, 4430, 4630 Features: 12.875" Long, 2.5" Wide, 1" Thick	\$81.15

**Order No: WN-R54064**

Description	Retail
 Drawbar, Hammer Strap, Pin Retainer Applications: 4520, 4555, 4560, 4620, 4630, 4650, 4755, 4760, 4850, 4955, 4960, 5010, 5020, 6030, 7020, 7520, 8430, 8630	\$29.74


**Order No: WN-R78214**

Description	Retail
 Drawbar, Hammer Strap Applications: 4050, 4240, 4250, 4440, 4450, 4520, 4620, 5010, 5020, 7020, 7520 Features: Used with R36608, R50984, R61184, R51771 5020 S/N 250000-	\$75.00

**Order No: WN-R80447**

Description	Retail
 Drawbar Hammer strap Applications: 4050, 4250, 4520, 4555, 4560, 4620, 4630, 4640, 4650, 4755, 4760, 4840, 4850, 4955, 4960, 5010, 5020, 6030, 7020, 7520, 8430, 8630 Features: Used with R50984, R62081 Drawbars 3-1/2" Drawbar opening; For 1-3/8" Drawbar Pin; 4050 (Hi Crop), 4250 (Hi Crop), 5020 S/N 25000-, 8430 Model Year 1974-1981	\$75.00

**Order No: WN-R88665**

Description	Retail
 Drawbar Hammer Strap Applications: 7600, 7700, 7800, 7200, 7400, 8100, 8200, 8300, 8400, 8100T, 8200T, 8300T, 8400T, 7210, 7410, 7510, 7610, 7710, 7810, 8110, 8210, 8310, 8410, 8110T, 8210T, 8310T, 7410T, 7710, 7810, 8120, 8220, 8320, 8420, 8520, 8120T, 8220T, 8320T, 8420T, 8520T, 7720, 7820, 7920, 7430, 7330, 7530 Features: Additional Models 7330, 6170R, 6140R, 6150R, 6150M, 6170M, 6145R, 6155R, 6155RH, 7405, 7420, 7520, 8225R, 8245R, 8270R, 8295R, 9320R, 8315R, 8295RT, 8320RT, 8345RT, 8235R, 8260R, 8285R, 8310R, 8335R, 8360R, 8310RT, 8335RT, 8360RT, 8295R, 8320R, 7200R, 7215R, 7230R, 7260R, 7280R, 7630, 7730, 7830, 7930,	\$89.00

8130, 8230, 8330, 8430, 8530, 8230T, 8330T, 8430T, 7210R, 7230R, 7250R, 7270R, 7290R, 7310R, 6155M, 6175M, 6195M,

**Order No: WN-R88667**


Description	Retail
 Drawbar, Hammer Strap, Nut Applications: 6920, 7200, 7230, 7330, 7400, 7410, 7510, 7530, 7600, 7610, 7630, 7700, 7710, 7720, 7730, 7810, 7815, 7820, 7830, 7920, 8100, 8110, 8120, 8300 Features: M20 x 2.5RH	\$4.11

**Drawbar: Related Parts**


**Order No: WN-AR26415**

Description	Retail
Drawbar, Front Pin Applications: 3010	\$30.38


**Order No: WN-AR38256**

Description	Retail
 Drawbar, Front Pin Applications: 2510, 2520	\$35.08

**Order No: WN-AR44189**

Description	Retail
 Drawbar, Pin Applications: 2510, 2520, 3020, 4000, 4020, 4030, 4230, 4320, 4430 Features: Front	\$34.51

**Order No: WN-AR69988**

Description	Retail
 Pin, Drawbar, Hammer strap Applications: 1020, 1250, 1450, 1650, 2010, 2020, 2040, 2150, 2155, 2240, 2255, 22350, 2355, 2440, 2510, 2520, 2550, 2555, 2630, 2640, 2750, 2755, 2840, 2940, 2950, 2955, 3010, 2030, 2150, 3155, 4000, 4010, 4020, 4030, 4040, 4050, 4055, 4230, 4240, 4250, 4255, 4320, 4350, 4430, 4440, 4450, 4455, 4520, 4620, 4630, 5010, 5020, 5105, 5200, 5205, 5210, 5220, 5225, 5300, 5310, 5320, 5325, 5400, 5410, 5420, 5425, 5500, 5520, 5525, 5603, 5625, 7020, 7200, 7210, 7710, 7720, 7730, 7800, 7810, 7820, 7830, 8100, 8100T, 8110, 8120, 8130, 8200, 8210, 8220, 8230 Features: 1.248" Dia., 6.181" Length	\$29.99

**Order No: WN-L31849**

Description	Retail
Drawbar, Front Pin, Adapter Applications: 1020, 1030, 1040, 1120, 1130, 1140, 1350, 1520, 1530, 1550, 1650 Features: Used With L32016 Front Drawbar Pin 1130 S/N 248260-, 1650 S/N 248260-	\$8.86


**Order No: WN-L32016**

Description	Retail
Drawbar, Front Pin Applications: 820, 830, 1020, 1520, 1530, 2020, 2030, 2040, 2150, 2155, 2240, 2255, 2350, 2355, 2355N, 2440, 2550, 2640, 2750, 2755, 2855	\$12.89

**Order No: WN-R26503**

Description	Retail
Drawbar, Support, Front, Dowel Pin Applications: 2510, 2520, 3010, 3020, 4000, 4010, 4020, 4030, 4040, 4050, 4230, 4240, 4250, 4255, 4320, 4430, 4440, 4450, 4455	\$8.79

**Order No: WN-R56728**

Description	Retail
 Drawbar, Front Pin Applications: 2510, 2520, 3020, 4000, 4010, 4020, 4030 Features: 2510 Row Crop, 2520 Row Crop, 3020 Row Crop, 4000 Hi-Crop, 4010 Row Crop, 4020 Hi-Crop, 4030 Row Crop	\$21.88

**Order No: WN-R66297**

**Tractor: Rockshaft & Hitch**

**Drawbar: Related Parts**

Order No: WN-R66297

Description	Retail
-------------	--------

Link, Top, Handle Applications: 3040, 3140, 3640, 4040, 4050, 4055, 4240, 4250, 4255, 4350, 4440, 4450, 4455	\$13.47
---	---------


Order No: WN-R71476

Description	Retail
-------------	--------

Drawbar, Support, Load Sensing Pin, Bushing Applications: 4000, 4020, 4040, 4230, 4240, 4320, 4430, 4440, 4455 Features: Used with AR76096 & AR83603 Front Drawbar Supports 4000 S/N 201000-, 4020 S/N 201000-	\$20.08
--	---------

Order No: WN-R95613

Description	Retail
-------------	--------

 Drawbar Swing Control Pin Applications: 6800, 6810, 6820, 6900, 6910, 6910S, 6920, 6920S, 7200, 7210, 7330, 7400, 7405, 7410, 7420, 7430, 7500, 7505, 7510, 7515, 7520, 7600, 7610, 7630, 7700, 7710, 7720, 7730, 7800, 7810, 7815, 7820, 7830, 7920, 7930 Features: 7330 Premium, 7430 Premium	\$15.11
--	---------

Order No: WN-RE11578

Description	Retail
-------------	--------

 Lock, Rear Draft Link Applications: 2955, 3055, 3150, 3155, 3255, 3650, 4040S, 4240S, 4250, 4255, 4350, 4440, 4450, 4455, 7200, 7210, 7330, 7330, 7400, 7405, 7410, 7420, 7430, 7500, 7505, 7510, 7520, 7530, 7600, 7610, 7700, 7710, 7800, 7810 Features: 4040S S/N 347555- / Cat III, 4240S S/N 347555- / Cat III, 4440 (European)	\$49.31
---	---------


Order No: WN-RE150871

Description	Retail
-------------	--------

Fastener Pin Applications: 7630, 7720, 7730, 7820, 7830, 7920, 7930, 8100, 8110, 8110T, 8120, 8120T, 8130, 8200, 8210, 8210T, 8220, 8220T, 8225R, 8230T, 8245R, 8270R, 8295R, 8295RT, 8300, 8310, 8310T, 8320, 8320R, 8320RT, 8320T, 8330, 8330T, 8345R, 8345RT, 8400, 8410T, 8420, 8420T, 8430, 8430T Features: Diameter 1.5", Length 9.23"	\$42.03
--	---------

Order No: WN-RE159503

Description	Retail
-------------	--------

 Drawbar, Clevis Assembly Applications: 7630, 7720, 7730, 7820, 7830, 7920, 7930, 8100, 8110, 8120, 8130, 8200, 8210, 8220, 8225, 8230, 8245, 8270, 8295, 8300, 8310, 8320, 8330, 8330T Features: Complete with Mounting Bolts, Pin & Hammer Strap	\$288.75
--	----------

Order No: WN-RE171278


Description	Retail
-------------	--------

Top Link End, Cat III Applications: 7720, 7820, 7920, 8100, 8110, 8120, 8130, 8200, 8210, 8220, 8230, 8300, 8310, 8320, 8330, 8400, 8410, 8420 Features: M42 X 4.5 LH THREAD	\$132.69
--	----------

**Drawbar: Supports**


Order No: WN-AL27203

Description	Retail
-------------	--------

 Drawbar, Front, Support Applications: 1020, 1520, 1530, 2020, 2030, 2040, 2155, 2240, 2355, 2355N, 2440, 2555, 2630, 2640, 2755, 2855N, 300B, 301A, 302, 302A, 401B, 401C, 401D, 820	\$54.93
--	---------

Order No: WN-AR33911

Description	Retail
-------------	--------

 Drawbar Support Applications: 600, 4000, 4020, 4040, 4230, 4320, 4430, 4355 Features: Rear, 1 5/16" Space	\$195.00
--	----------


Order No: WN-AR74165

Description	Retail
-------------	--------

 Drawbar, Support, Rear Applications: 4050, 4055, 4240, 4240S, 4250, 4255 Features: 1 5/8" Drawbar Spacing	\$244.93
---	----------

Order No: WN-AR76096

Description	Retail
-------------	--------

 Drawbar, Support, Front Applications: 4240, 4440 Features: Also Order Bushings R31438, R40557, R40558, & 2 x R71476	\$1,399.17
---	------------


Order No: WN-AR96599

Description	Retail
-------------	--------

 Drawbar Rear Support Bracket Applications: 4050E, 4250, 4250E, 4255, 4350, 4440, 4450, 4455 Features: Right Hand, Includes Pins 4250 S/N 006249-, 4450 S/N 011780-	\$184.15
--	----------


Order No: WN-AR96600

Description	Retail
-------------	--------

 Drawbar, Rear Support Bracket Applications: 4050E, 4250, 4250E, 4255, 4350, 4440, 4450, 4455 Features: Left Hand, Includes Pins 4250 S/N 006249-, 4450 S/N 011780-	\$180.49
--	----------


Order No: WN-R31438

Description	Retail
-------------	--------

 Drawbar Support Front Bushing Applications: 3010, 4010, 3020, 4020, JD500, JD600, 2510, JD500, 4000, 2520, 4320, 4030, 4230, 4430, 4040, 4240, 4440, 4050, 4250, 4450, 4055, 4255, 4455, 500C, JD500A	\$7.00
---	--------


Order No: WN-R40557

Description	Retail
-------------	--------

 Upper Drawbar Pin Bushing Applications: 4020, 4000, 4320, 4230, 4430, 4040, 4240, 4440, 4050, 4250, 4450, 4055, 4255, 4455, 500C, JD500A	\$5.50
---	--------


Order No: WN-R40558

Description	Retail
-------------	--------

 Lower Drawbar Pin Bushing Applications: 4020, 4000, 4320, 4230, 4430, 4040, 4240, 4440, 4050, 4250, 4450, 4055, 4255, 4455, 855, 850, 850B	\$7.75
---	--------


Order No: WN-R64751

Description	Retail
-------------	--------

 Drawbar, Support, Rear Applications: 4050E, 4055, 4250, 4250E, 4255, 4350, 4440, 4450, 4455 Features: 3/4" Thick, 3" Wide, 15 3/4" Long	\$66.72
---	---------

Order No: WN-R64753

Description	Retail
-------------	--------

 Drawbar Support Spacer Applications: 4050, 4055, 4250, 4250, 4255, 4350, 4440, 4450, 4455 Features: CIIN, CIIN, Regular 4050, 4055 (with Regular Drawbar), 4250 (with Cat 3 Narrow), 4255 (with Regular or Cat 3 Narrow Drawbar), 4440 (with Regular Drawbar), 4450 (with Cat 3 Narrow), 4455 (with Cat 3 Narrow); Requires 2 per drawbar support	\$29.58
---	---------


Order No: WN-R71262

John Deere®

**Tractor: Rockshaft & Hitch**

**Drawbar: Supports**

Order No: WN-R71262

Description	Retail
 Load Shaft Bushing Applications: 4050, 4250, 4450, 4055, 4255, 4455	\$17.00

Order No: WN-RE21317


Description	Retail
 Front Drawbar Support Applications: 4050, 4250, 4450, 4055, 4255, 4455 Features: Regular, Bare Housing Only, Includes Bushings, Truck Freight 4050 European, 4250, 4450 Quad S/N 11451-, 4050 European, 4250 P.S. S/N 16714-, 4450 P.S. S/N 16579-	\$850.00

Order No: WN-T21677


Description	Retail
Drawbar, Support, Rear Applications: 1040, 1140, 1350, 1640, 1830, 1840, 1850, 1950, 2030, 2040, 2130, 2140, 2150, 2155, 2250, 2255, 2350, 2355, 2450, 2550, 2555, 2650, 2750, 2755	\$60.99

**Hitch Arms & Cylinders: Center Links**

Order No: WN-AF2799R

Description	Retail
 Link, Top, Pin Applications: 520, 530, 620, 630, 720, 730	\$11.33


Order No: WN-AF520TL

Description	Retail
 Link, Top, Category I Applications: 520, 530, 620, 630, 720, 730 Features: Center Link, 3/4" Pin	\$287.22


Order No: WN-AL159873

Description	Retail
Link, Top, Assembly Applications: 6010, 6020, 6100, 6110, 6120, 6200, 6210, 6215, 6220, 6300, 6310, 6320, 3400, 6400, 6403, 6405, 6410, 6415, 6420, 6500, 6510, 6515, 6520, 6603, 7720 Features: Cat II Both Ends, Adjustable From 24" - 33"	\$172.56

Order No: WN-AL159973

Description	Retail
 Top Link End Applications: 6010, 6020, 6090MC, 6090RC, 6100, 6100MC, 6100RC, 6105M, 6110, 6110L, 6110MC, 6110RC, 6115M, 6120, 6120L, 6125M, 6130, 6200, 6200L, 6210, 6210L, 6215, 6220, 6220L, 6225, 6230, 6300, 6300L, 6310, 6310L, 6310S, 6320, 6320L, 6325, 6330, 6400, 6400L, 6410, 6410L, 6410S, 6415, 6420 Features: Cat. II, 12.480" Length, M33x3 Thread RH, Implement 6420L, 6420S, 6425, 6430, 6500L, 6505, 6506, 6510, 6510L, 6510S, 6520, 6520L, 6525, 6530, 6600, 6610, 6620, 6630, 7220, 7320, 6230 Premium, 6330 Premium, 6430 Premium	\$150.65

Order No: WN-AL67290

Description	Retail
 Link, Top Applications: 820, 1530, 940, 1040, 1140, 1640, 2040, 2140, 2150, 2155, 2240, 2255, 2350, 2355, 2355N, 2550, 2555, 2750, 2755, 2855, 2855N Features: Complete, Upper and Lower Ends 1" Dia., Left Hand Thread (1640, 2040, 2140 all S/N 430000-)	\$54.25

Order No: WN-AR191286


Description	Retail
Link, Center, Assembly Applications: 7720, 7820, 7920, 8120, 8220, 9320, 8420, 8520	\$473.76

Order No: WN-AR30830


Description	Retail
Link, Top, Category II	\$204.76

Applications: 3010, 4010


Order No: WN-AR32531

Description	Retail
 Link, Top, Swivel End Applications: 2510, 2520, 3020, 4000, 4020, 4030, 4230 Features: Category II	\$105.00

Order No: WN-AR34208

Description	Retail
 Top Link Assembly Applications: 2510, 2520, 3020, 4000, 4020, 4030, 4230, 4430 Features: Center Link, 7/8" Pin 4000 S/N 001000-, 4020 S/N -250000 Related Part: WN-R53762 Center Link Hook	\$195.00


Order No: WN-AR34209

Description	Retail
 Link, Top, Category II Applications: 3020, 4000, 4020, 4230, 4320, 4040, 4240, 4430, 4455 Features: Center Link, 1" Pin (3020, 4000, 4020, 4230, 4320, All w/ 18.4-38 20.8-34 or 23.1-30 Rear Tires), 4040 S/N -002862, 4240 S/N -006627	\$195.00

Order No: WN-AR34210

Description	Retail
Link, Top, Assembly Applications: 4250, 4255, 4440, 4450, 4455 Features: 4440 (s/n 013167-later)	\$245.00


Order No: WN-AR46298

Description	Retail
 Link, Top, End Applications: 2510, 2520, 3020, 4000, 4020, 4030, 4230 Features: Hook Style 4000 S/N 201000 -, 4020 S/N -25000	\$129.86

Order No: WN-AR50643

Description	Retail
Top Link End Applications: 4000, 4020, 4040, 4050, 4055, 4230, 4240, 4250, 4255, 4320, 4430, 4440 Features: Left Hand Thread, Heavy Ballast, with Swivel 4000 S/N 250001-, 4020 S/N 250001-	\$99.31

Order No: WN-AR61659

Description	Retail
 Top link Assembly Applications: 3020, 4000, 4020, 4040, 4050, 4230, 4240, 4250, 4255, 4430, 4455 Features: Hook Stle, Heavy Ballast, Incl. Hook, Handle, Spring, Latch Pin 3020 (using rear tires 18.4-38 / 20.8-34 / 23.1-30), 4000 (using rear tires 18.4-38 / 20.8-34 / 23.1-30), 4020 (using rear tires 18.4-38 / 20.8-34 / 23.1-30), 4040 S/N -002862, 4050 S/N 001000-, 4230 (using rear tires 18.4-38 / 20.8-34 / 23.1-30), 4240 S/N -006627, 4250 S/N 006136-, 4255, 4430, 4455; Link Ends Have 1 3/8" Thread; Front Link End Has 1" Pin Hole	\$168.25

Order No: WN-AR67880

Description	Retail
Top Link Center Pivot Pin Applications: 2510, 2520, 3020, , 000, 4020, 4030, 4230, JD500, JD500A, JD600 Features: Length: 4.803", Diameter: .875"	\$20.06

Order No: WN-AR92432

Description	Retail
Top Link Assembly Applications: 300B, 301A, 302, 302A, 401B, 401C, 401D, 2030, 2440, 2630, 2640 Features: 300B S/N 362025-, 301A S/N 362025-, 302 S/N 362025-, 2440 S/N 341000, 2640 S/N 341000-	\$156.61

Order No: WN-AT19796



**Tractor: Rockshaft & Hitch**

**Hitch Arms & Cylinders: Center Links**

Order No: WN-AT19796

Description	Retail
Link, Top, End Applications: 300B, 301A, 302, 302A, 401B, 401C, 401D, 1020, 1520, 2020, 2030, 2440, 2630, 2640 Features: Rear, Category II	\$85.57

Order No: WN-AT20863

Description	Retail
Link, Top Applications: 1020, 1520, 2020, 300B, 301A, 302, 302A, 401B, 401C, 2440, 2640, 401D Features: Includes Body, Handle, Rear (Cat. II) And Front End Links 401D w/ Non Telescoping Arms	\$144.15

Order No: WN-F2681R

Description	Retail
Link, Top, Ball Applications: 520, 530, 620, 630, 720, 730, 1020, 1520, 1530, 2010, 2020, 2030, 2040, 2240, 2355, 2440, 2510, 2520, 2555, 2630, 2640, 2755, 2840, 2855, 2940 Features: Cat II, 1" Hole, For 2" Round Socket	\$5.06

Order No: WN-FDS023

Description	Retail
Link, Top, Assembly Applications: 40, 320, 330, 420, 430, 435, 440, 650, 655, 770, 790, 990, 1010, 2010, 3320, 4300, 4310, 4400, 4410, 4500, 4510 Features: Category 1, 16" Tube, 3/4" Holes	\$32.00

Order No: WN-JDS397

Description	Retail
Link, Top Pin Applications: 520, 530, 620, 630, 720, 730,	\$11.00

Order No: WN-L33535

Description	Retail
Link, Top, Body Applications: 1020, 1520, 1530, 2020, 1030, 1040, 1120, 1130, 1140, 1350, 1550, 1630, 1750, 1830, 1850, 1950, 2020, 2030, 2040, 2120, 2130, 2150, 2155, 2240, 2255, 2530, 2355, 2440, 2550, 2555, 2630, 2640, 2750, 2755, 2840, 2855, 2940, 2950, 3055, 3150, 3155, 3255, 820, 830, 840, 920, 930, 940 Features: Used with Non-Telescoping 3 Point Pull Arms 1020, 1520, 1530, 2020, 2030, 2040, 2155, 2240, 2350, 2355, 2440, 2550, 2555, 2630, 2640, 2750, 2755, 2840, 2855, 2940, 2950, 3055, 3150, 3155, 3255, 820 (3 Cyl), 830 (3 Cyl) All Used w/ Telescoping 3 Pt Pull Arms	\$35.00

Order No: WN-R27803

Description	Retail
Link, Top, Bracket Applications: 3010, 4010	\$116.60

Order No: WN-R42495

Description	Retail
Link, Center, Handle Applications: 2010, 2510, 2520, 3010, 3020, 4000, 4010, 4020, 4030, 4040, 4230, 4240, 4320, 4430, 4440, 4455, 4520, 4620, 4630, 5010, 5020, 6030, 7020, 7520	\$13.46

Order No: WN-R47524

Description	Retail
Link, Top, Body Applications: 2510, 2520, 3010, 3020, 4000, 4010, 4020, 4030, 4230, 4520, 5010, 5020 Features: 10-3/4" Long, 1.125" - 7 UNC LH/RH Thread 4020 S/N -250000, 4520 S/N -010018	\$91.67

Order No: WN-R51524

Description	Retail
Link, Top, Body, with Handle	\$101.86

Applications: 3020, 4000, 4020, 4040, 4230, 4240, 4320, 4430

Features: 1.375" -8 UNC LH and RH Threads, 12.250" Long

Order No: WN-R51897

Description	Retail
Link, Arrestor Applications: 4030, 4040, 4050, 4055, 4230, 4240, 4250, 4255, 4430, 4440 Features: 4440 Hi-Crop	\$19.69

Order No: WN-R53762

Description	Retail
Center Link Hook Applications: 2510, 2520, 3010, 3020, 4000, 4010, 4020, 4030, 4040, 4050, 4055, 4230, 4240, 4250, 4255, 4320, 4430, 4440, 4450, 4455, 4650, 4850 Features: Transport Hook 5" Long .325" Diameter 2520 S/N -022001, 3010 S/N -150001, 4020 S/N -250001	\$6.76

Order No: WN-RE206750

Description	Retail
Link, Top, End Applications: 8100, 8110, 8120, 8200, 8210, 8220, 8300, 8310, 8320, 8400, 8410, 8420, 8520 Features: M42 x 4.5 Right Hand Thread	\$188.35

Order No: WN-RE43703

Description	Retail
Top Link Applications: 7200, 7400, 7210, 7410, 7330, 7420, 7430, 7530, 7600, 7610, 7700, 7710, 7800, 7810 Features: Cat III 7200 (High Crop), 7210 (High Crop), 7330 Premium, 7400 (High Crop), 7410 (High Crop), 7430 Premium, 7510 (High Crop), 7530 Premium,	\$235.00

Order No: WN-RE44558

Description	Retail
Link, Top, Category III Applications: 4555, 4560, 4630, 4640, 4650, 4755, 4760, 4840, 4850, 4955, 4960, 8430, 8440, 8450, 8630, 8640, 8650 Features: Center Link, 1 1/4" Pin	\$235.00

Order No: WN-RE44559

Description	Retail
Link, Top, End Applications: 4555, 4560, 4640, 4650, 4755, 4760, 4840, 4850, 4955, 4960, 8440, 8450, 8640, 8650	\$126.99

Order No: WN-RE44560

Description	Retail
Link, Center, Assembly Applications: 4000, 4020, 4230, 4240, 4320, 4430, 4440 Features: Handle Is Included In Kit 4000 S/N 250001-, 4020 S/N 250001-, 4240 Hi-Crop S/N -006627, 4440 Hi-Crop S/N -013166	\$195.00

Order No: WN-RE44561

Description	Retail
Link, Top, End Applications: 4555, 4560, 4640, 4650, 4755, 4760, 4840, 4850, 4955, 4960, 8440, 8450, 8640, 8650 Features: Left Hand Thread, 1.264" Pin Hole	\$134.92

Order No: WN-RE44562

Description	Retail
Link, Center, Assembly Applications: 4440 Features: Handle Included In Kit 4440 S/N -013166	\$225.13

Order No: WN-RE45631

Description	Retail
Top Link Complete Center Link Assembly Applications: 5105, 5200, 5205, 5210, 5220, 5225,	\$125.00

John Deere®


**Tractor: Rockshaft & Hitch**

**Hitch Arms & Cylinders: Center Links**


**Order No: WN-RE45631**

5300, 5310, 5320, 5320N, 5325, 5325N, 5400, 5400N, 5410, 5410N, 5415, 5415, 5425N, 5725N  
Features: (5415, 5425N, 5725N, All Narrow)

**Order No: WN-RE56209**

 Description	Retail
Top Link End Applications: 7200, 7210, 7400, 7410, 7510, 7600, 7610, 7700, 7710, 7800, 7810 Features: Category 3, Implement End	\$133.38


**Order No: WN-RE56212**

 Description	Retail
Link, Center, End, Category III Applications: 7210, 7410, 7510, 7610, 7710, 7810 Features: Tractor End	\$98.08


**Order No: WN-RE56991**

Description	Retail
Link, Top, Quick Lock Pin Applications: 2010, 2520, 3010, 3020, 4010, 4030, 4040, 4050, 4055, 4230, 4240, 4250, 4255, 4430, 4440, 7200, 7210, 7400, 7410, 7510 Features: Cat II	\$24.40

**Order No: WN-S.4108**


 Description	Retail
Link, Top, Category II Applications: 1020, 1520, 1530, 2020, 2030, 2040, 2240, 2440, 2510, 2520, 2530, 2550, 2555, 2630, 2640, 2750, 2755, 2840, 2855, 2940, 2950, 2955, 3020 Features: 1" Pin Size, 16" Center Body, Adjusts 23" to 32"	\$34.00

**Order No: WN-S.4603**


 Description	Retail
Link, Top, Category III Applications: 2840, 2855, 2940, 2950, 2955, 4010, 4020, 4030, 4040, 4050, 4055, 4230, 4240, 4250, 4255, 4320, 4430, 4440, 4450, 4455, 4520, 4555, 4560, 4620 Features: 1-1/4" Pin Size, 19" Center Body, Adjusts 25-1/2" to 32-1/2"	\$71.50

**Hitch Arms & Cylinders: Lift Arms**


**Order No: WN-AR44551**

 Description	Retail
Lift Link Applications: 1020, 1520, 1530, 2020, 2030, 2040, 2155, 2240, 350, 2355, 2440, 2550, 2555, 2630, 2640, 2750, 2755, 2840, 2855, 2940, 2950, 3055, 3150, 3155, 3255, 820, 830, 1040, 1120, 1130, 1140, 1630, 1830, 2120, 2130, 2150, 2255, 940 Features: Leveling Box, Assembly RH Consists of L28374-17 & AR48595 (1020, 1520, 1530, 2020, 2030, 2040, 2155, 2240, 350, 2355, 2440, 2550, 2555, 2630, 2640, 2750, 2755, 2840, 2855, 2940, 2950, 3055, 3150, 3155, 3255, (820, 830 3 Cyl) All used w/ Non-Telescoping 3pt Pull Arms), (1040, 1120, 1130, 1140, 1630, 1830, 2120, 2130, 2150, 2255, 940 All European)	\$125.00

**Order No: WN-AR44552**


 Description	Retail
Link, Lift, Assembly Applications: 1020, 2020, JD300, JD400, 1520, JD301, JD401, 2030, 2630, 2440, 2640, 401D Features: Used with Telescoping 3 Point Pull Arms	\$125.00

**Order No: WN-AR44554**


 Description	Retail
Link, Lift, Assembly Applications: 820, 830, 1020, 1520, 1530, 2020, 2030, 2040, 2155, 2240, 2255, 2350, 2355, 2440, 2550, 2555, 2630, 2640, 2750, 2755, 2840, 2855,	\$80.00

2950, 2955, 3055, 3150, 3155, 3255  
Features: Used with Non-Telescoping 3 Point Pull Arms, Left Hand Rod Length 17.5"

**Order No: WN-AR44555**

 Description	Retail
Lift Link Assembly Applications: 3010, 3020, 4010, 4020 Features: Contains: Lift link - T13859, Handle - T13858, Yoke - R26615 4020 S/N -200999 Replaces Right Hand or Left Hand Lift Link	\$272.14

**Order No: WN-AR44556**

 Description	Retail
Lift Link Assemble Left Hand Applications: 301, 820, 830, 1020, 1520, 1530, 2020, 2030, 2040, 2155, 2240, 2255, 2350, 2355, 2440, 2550, 2555, 2630, 2640, 2750, 2755, 2840, 2855, 2950, 2955, 3055, 3150, 3155, 3255 Features: Used with Telescoping 3 Point Pull Arms, Non-Adjusting	\$96.56

**Order No: WN-AR44557**

Description	Retail
Link, Lift, Assembly Applications: 4030, 4040, 4230, 4430	\$217.17

**Order No: WN-DAN5827**

Description	Retail
Hitch, Lift Arm Applications: Various Features: Category 1 Lift Arm Ball Joint, Weld On Replacement End	\$18.50


**Order No: WN-DAN5832**

Description	Retail
Hitch, Lift Arm Applications: Various Features: Category 2 Lift Arm Ball Joint, Weld On Replacement End	\$21.00


**Order No: WN-F2676R**

Description	Retail
Link, Lift, Handle Applications: 520, 530, 620, 630, 720, 730 Features: 720 S/N 7200000-, 730 S/N 7200000-	\$28.86

**Order No: WN-JDS830**

 Description	Retail
Link, Lift Pin, Lower Applications: 520, 530, 620, 630, 720, 730 Features: Must Order two Of These With WN-JDS360 Hitch Kit	\$14.75


**Order No: WN-R26611**

 Description	Retail
Link, Lift, Screw Rod Applications: 2510, 3010, 3020, 4010, 4020, 600 Features: Row Crop, Standard, 1"x25 5/8" Long 3020 S/N -122999, 4020 S/N -200999	\$43.00


**Order No: WN-R26615**

Description	Retail
Lower Yoke Link Applications: 2510, 3010, 3020, 4010, 4020 Features: 4020 S/N -200999, 3020 S/N -122999	\$114.86

**Order No: WN-R48595**

 Description	Retail
Link, Fork Applications: 1020, 1030, 1040, 1120, 1130, 1140, 1350, 1520, 1530, 1550, 1630, 1640, 1641F, 1750, 1830, 1840, 1850, 1950, 2020, 2030, 2040 Features: 1840 S/N -429999	\$40.00

**Order No: WN-R54170**

 Description	Retail
Link, Lift, Pin, Lower Applications: 2510, 2520, 3010, 3020, 4000, 4010, 4020, 4030, 4230, 4320, 4430, 4455	\$5.25

**Tractor: Rockshaft & Hitch**

**Hitch Arms & Cylinders: Lift Arms**

**Order No: WN-R54170**

Features: 3/4" x 2 3/4" Long 4030 s/n -6719, 4230 s/n -13087, 4430 s/n -17613


**Order No: WN-RE56211**

Description	Retail
 Center Link End Applications: 4250, 4255, 4450, 4455, 4440	\$129.11


**Order No: WN-T13858**

Description	Retail
Link, Adjusting Handle Applications: 2010, 2510, 3010, 3020, 4010, 4020 Features: Right Hand or Left Hand, 6 1/2" Long 3010 Row Crop, 3020 Row Crop S/N -122999, 4020 S/N -200999	\$19.61


**Order No: WN-T13859**

Description	Retail
 Adjusting Shaft Link Applications: 600, 2010, 2510, 3010, 3020, 4010, 4020 Features: 11/16"x3 1/4" Long 3020 S/N -122999, 4020 S/N -200999	\$39.63


**Order No: WN-T21558**

Description	Retail
 Link, Housing Shaft Applications: 1030, 1040, 1120, 1130, 1140, 1350, 1520, 1530, 1550, 1630, 1641F, 1750, 1830, 1850, 1950 Features: (1520, 1530, All Used w/ Telescoping 3 Pt Pull Arms)	\$6.00


**Order No: WN-T21559**

Description	Retail
 Link, Top, Handle Applications: 1020, 1520, 1530, 2020, 2030, 1030, 1040, 1120, 1130, 1140, 1350, 1550, 1630, 1641F, 1750 Features: with Telescoping 3 Point Pull Arms (1020, 1520, 1530, 2020, 2030 All Used w/ Telescoping 3 Pt Pull Arms)	\$12.00

**Order No: WN-T22399**

Description	Retail
 Link, Lift, Ball Applications: 1020, 1520, 1530, 2020, 2030, 1030, 1040, 1120, 1130, 1140, 1350, 1550, 1630, 1641F, 1750 Features: (1020, 1520, 1530, 2020, 2030, All Used w/ Telescoping 3 Pt Pull Arms)	\$16.00


**Order No: WN-T24908**

Description	Retail
 Arm, Lift, Screw Applications: 1020, 1520, 1530, 2020, 2030, 2040, 2155, 1040, 1120, 1130, 1140, 1630, 1830, 2120, 2130, 2150, 2155, 2240, 2255, 2350, 2355, 2440, 2550, 2555, 2630, 2640, 2750, 2755, 2840, 2855, 2940, 2950, 2955, 3055, 3150, 3155, 3255, 300, 300B, 301, 302, 302A, 400, 401, 401B, 401C, 401D Features: 15.187", with Telescoping 3 Point Pull Arms (1020, 1520, 1530, 2020, 2030, 2040, 2155 All Used w/ Telescoping 3 Pt Pull Arms)	\$30.00

**Order No: WN-T24909**

Description	Retail
Link, Lift Rod Applications: 820, 830, 1020, 1520, 1530, 2020, 2030, 2040, 2155, 2240, 2255, 2350, 2355, 2440, 2550, 2555, 2630, 2640, 2750, 2755, 2840, 2855, 2940, 2950 Features: Includes A-T21901 Lift Rod Ball, 19.125" Overall Length	\$105.97

**Order No: WN-T25835**

Description	Retail
 Arm, Lift, Screw Applications: 1020, 1520, 1530, 2020, 2030, 1030, 1040, 1120, 1130, 1140, 1350, 1550, 1630, 1750, 1830, 2020, 2030, 2040, 2120, 2130, 2150, 2155, 2240, 2255, 2350, 2355, 2440, 2550, 2555, 2630, 2640, 2750, 2755, 2840, 2855, 2940, 2950, 301A, 3055, 3150, 3155, 3255, 820, 830, 840, 920, 930, 940	\$19.00


Description	Retail
Features: with Non Telescoping 3 Point Pull Arms (1020, 1520, 1530, 2020, 2030, 2040, 2155, 2240, 2350, 2355, 2440, 2550, 2555, 2630, 2640, 2750, 2755, 2840, 2855, 2940, 2950, 3055, 3150, 3155, 3255, 820 (3 Cyl), 830 (3 Cyl) All Used w/ Telescoping 3 Pt Pull Arms), Industrial: 300, 300B (Ind), 301, 302, 302A (Ind), 400, 401, 401B, 401C (Ind), 401D	

**Order No: WN-T25836**

Description	Retail
Link, Lift Rod Applications: 820, 1020, 1520, 1530, 2020, 2030, 2630	\$106.93

**Hitch Arms & Cylinders: Lift Assist Cylinders**

**Order No: WN-5812-50012**

Description	Retail
 Ratcheting Jack, Mechanical Applications: Various Features: CAT 2 - Black	\$73.00

**Hitch Arms & Cylinders: Pull Arms**


**Order No: WN-AL24137**

Description	Retail
Arm, Pull Applications: 1040, 1140, 1550, 1630, 1640, 1750, 1840, 1850, 1950, 2040, 2040S, 2140, 2250, 2350, 2355, 2450, 2550, 2650, 2750, 2755, 2850, 2855, 940 Features: Rear Half	\$188.35


**Order No: WN-AL26678**

Description	Retail
Front Half Pull Arm Applications: 300B, 302, 302A, 401B, 401C, 401D, 1040, 1120, 1130, 1140, 1550, 1640, 1750, 1840, 1850, 1950, 2030, 2040, 2040S, 2130, 2140, 2240, 2250, 2350, 2355, 2440, 2640, 2450, 2550, 2555, 2650, 2750, 2755, 2850, 2855, 301A, 940 Features: Left Hand Side 2240 S/N 350000-, 2440 S/N 341000-, 2640 S/N 341000-	\$290.33

**Order No: WN-AL26679**

Description	Retail
 Arm, Pull Applications: 2350, 2355, 2550, 2555, 2750, 2755, 2855 Features: Front Half, Right Hand	\$294.06

**Order No: WN-AR28570**

Description	Retail
 Telescoping Draft Link Pull Arm Applications: 820 830, 1020, 1520, 1530, 2010, 2020, 2030, 2040, 2240, 2440, 2510, 2520, 2630, 2640, 3010, 3020, 4000, 4030, 4230, 300, 301, 302, 302A, 400, 401, 401B, 401C, 401D, 500, 500A Features: Rear Half, 25 1/2" Long, Rear Half Right and Left Side 820 3Cyl, 830 3 Cyl, 4000 S/N 201000-, 4020 S/N 20100-	\$186.13

**Order No: WN-AR32548**

Description	Retail
Arm, Pull Applications: 2510, 2520, 3010, 3020, 4030 Features: Front Half, Left Hand, 31" Length	\$239.33

**Order No: WN-AR77530**

Description	Retail
Arm, Pull	\$292.88

John Deere®



**Tractor: Rockshaft & Hitch**

**Hitch Arms & Cylinders: Pull Arms**

**Order No: WN-AR77530**

Applications: 220, 820, 830, 1020, 1520, 1530, 2030, 2040, 2150, 2155, 2240, 2255, 2350, 2355, 2550, 2555, 2630, 2640, 2750, 2755, 2855  
Features: Heavy Duty, Non-Telescoping, Flat Type

**Order No: WN-AR90082**



Description	Retail
Lift Arm Latch	\$50.06
Applications: 2510, 2520, 2840, 2940, 2950, 2955, 3020, 3030, 3040, 3120, 3130, 3140, 4000, 4020, 4040, 4050, 4055, 4230, 4240, 4250, 4255, 4430, 4440, 4455	

**Order No: WN-AT30150**



Description	Retail
Arm, Pull	\$334.46
Applications: 820, 830, 1020, 1520, 1530, 2020, 2030, 2040, 2240, 2440, 2630, 2640	
Features: Front Half, Right Hand	

**Order No: WN-AT30151**

Description	Retail
Arm, Pull	\$321.08
Applications: 301A, 820, 830, 1020, 1120, 1520, 1530, 1630, 2010, 2020, 2030, 2040, 2240, 2440, 2630, 2640	
Features: Front Half, Left Hand	

**Order No: WN-AT56648**

Description	Retail
Lower Pull Arm	\$276.61
Applications: 300, 300B, 301, 301A, 302, 302A, 401B, 401C, 1020, 2040, 820, 830	
Features: Cat 1 2040 S/N -349999, 820 3 Cylinder, 830 3 Cylinder	

**Order No: WN-B2477R**



Description	Retail
Telescoping Draft Link Washer	\$2.04
Applications: 940, 1020, 1030, 1035, 1040, 1120, 1130, 1140, 1520, 1530, 1550, 1630, 1635, 1640, 1641, 1641F, 1750, 1830, 1840, 1850, 1850N, 1950, 1950N, 20102020, 2030, 2040, 2040S, 2120, 2130, 2140, 2141, 2240, 2250, 2251, 2350, 2351, 2355, 2440, 2450, 2510, 2520, 2541, 2550, 2555, 2630, 2640	
Features: Goes With Pull Arm F2693R Additional Models: 2650, 2650N, 2651, 2750, 2755, 2850, 2855N, 2941, 2951, 3010, 3020, 4000, 4020, 4030, 4230, 1030 S/N 50000, 1035 S/N 50000, 1630 S/N 50000, 1635 S/N 50000, 1640 S/N 429999, 1640 S/N 430000, 1840 S/N 429999, 2040 S/N 429999, 2040 S/N 350000, 2040S, 2040S S/N 429999, 2040S S/N 430000, 2140 S/N 429999, 2140 S/N 430000, 3010 S/N 49999, 4000 S/N 201000, 4020 S/N 201000	

**Order No: WN-D2865R**

Description	Retail
Arm, Pull, Lock, Washer	\$0.64
Applications: 1020, 1040, 1140, 1520, 1530, 2010, 2020, 2030, 2040, 2240, 2350, 2440, 2510, 2520, 2550, 2630, 2640, 2750, 3010, 3020, 4000, 4020, 4030, 4230	
Features: Goes With Pull Arm F2693R	

**Order No: WN-F2208R**

Description	Retail
Arm, Pull, Lock, Retainer Ring	\$0.79
Applications: 1020, 1040, 1140, 1520, 1530, 2010, 2020, 2030, 2040, 2240, 2350, 2440, 2510, 2520, 2550, 2630, 2640, 2750, 3010, 3020, 4000, 4020, 4030, 4230,	
Features: E-Style, Goes With Pull Arm F2693R	

**Order No: WN-F2693R**

Description	Retail
Pull Arm Pin	\$10.90
Applications: 300, 300B, 301, 301A, 302, 302A, 400, 401, 401B, 401C, 401D, 500, 500A, 940, 1020, 1040, 1140, 1520, 1530, 2010, 2020, 2030, 2040, 2240, 2350, 2440, 2510, 2520, 2550, 2630, 2640, 27450, 3010, 3020, 4000, 4020, 4030, 4230	
Features: .703" OD, 7.190" Long, .50" OD Shank 4020 S/N 201000-, 500A S/N -123113	

**Order No: WN-F2695R**

Description	Retail
Arm, Pull, Lock, Spring	\$2.24
Applications: 1020, 1040, 1140, 1520, 1530, 2010, 2020, 2030, 2040, 2240, 2350, 2440, 2510, 2520, 2550, 2630, 2640, 2750, 3010, 3020, 4000, 4020, 4030, 4230,	
Features: Goes With Pull Arm F2693R	

**Order No: WN-JDS1639**

Description	Retail
Link, Pull Arm, Pin	\$33.00
Applications: 520, 530, 620, 630,	
Features: Must Order Two Of These With WN-JDS360 Hitch Kit	

**Order No: WN-R26608**

Description	Retail
Front Pull Arm Washer	\$15.00
Applications: 4010, 5010, 3020, 4020, JD600, 2510, 5020, 4520, 3020, 4000, 4020, 2520, JD700, 5020, 4320, 4620, 7020, 6030, 7520, 4230, 4430, 4630, 4040, 4240, 4440, 4050, 4250, 4450, 4055, 4255, 4455, 3150, 2955, 3155, 3055, 3255	
Features: 2 3/8" Outer Dia., 1 1/8" Inner Hole, Pack of 2, Priced Each (2510, 2520, 3020 All Hi Crop Only)	

**Order No: WN-R26609**

Description	Retail
Front Pull Arm Pin	\$13.50
Applications: 2510, 2520, 3020, 4000, 4020, 4230, 4240, 4255, 4430, 4440, 3010, 4010, 4050	
Features: 1"x5 5/8" Long (2510, 2520, 3020, 4000, 4020, 4230, 4240, 4255, 4430, 4440 All Hi-Crop), 4010 Std Row Crop, Hi-Crop, 4050 S/N 1000-	

**Order No: WN-R53558**

Description	Retail
Arm, Pull, Pin	\$19.72
Applications: 4040, 4230, 4240, 4320, 4430, 4455	
Features: Front, 6-1/8" Long, 1" Diameter	

**Order No: WN-T18716**

Description	Retail
Arm, Pull, Lock, Washer	\$0.72
Applications: 1020, 1040, 1140, 1520, 1530, 2010, 2020, 2030, 2040, 2240, 2350, 2440, 2510, 2520, 2550, 2630, 2640, 2750, 3010, 3020, 4000, 4020, 4030, 4230,	
Features: Goes With Pull Arm F2693R	

**Order No: WN-T21901**

Description	Retail
Link, Lift, Ball	\$7.00
Applications: 1020, 1040, 1120, 1130, 1140, 1520, 1530, 1630, 1640, 1830, 1840, 2020, 2030, 2040, 2040S, 2120, 2130, 2140, 2150, 2155, 2240, 2255, 2350, 2355	

**Hitch Kits: Quick Hitches & Parts**


**Order No: WN-49A602**

Description	Retail
Arm, Quick Hitch	\$748.00
Applications: 2755, 2840, 2855, 2940, 2950, 2955, 4040, 4050, 4055, 4230, 4240, 4250, 4255, 4320, 4430, 4440, 4450, 4455, 4520, 4555, 4560, 4620, 4630, 4640	
Features: Category 3, Heavy Duty, 38" Wide	


**Tractor: Rockshaft & Hitch**

**Load Control: Related Parts**

Order No: WN-AR104003

Description	Retail
 Draft Sensing, Shaft, Bushing Support Applications: 4040S, 4240S, 4350, 4450, 4455	\$174.28

Order No: WN-AR27371

Description	Retail
 Draft Sensing, Seal, Load Control Applications: 2510, 3010, 3020, 4030	\$5.06


Order No: WN-AR54481

Description	Retail
Draft Sensing, Bushing with O Ring Applications: 4000, 4020, 4040, 4230, 4240, 4320, 4430, 4440, 4455, 6030 Features: Includes R53177 Back-Up Ring & R53180 O-Ring 4000 S/N 250001-, 4020 S/N 250001-, 6030 S/N 33766-	\$31.50

Order No: WN-AR56769

Description	Retail
Draft Sensing, Bushing with O Ring Applications: 4630, 7020, 7520 Features: 7020 S/N 2670-, 7520 S/N 1572-	\$77.58


Order No: WN-AR84792

Description	Retail
 Draft Sensing, Seal Kit Applications: 4010, 4020 Features: 2 Required, Priced Each, Sold in Package of 2 4020 Early	\$4.44


Order No: WN-AR84793

Description	Retail
Draft Sensing, Seal, Load Control Applications: 4520, 4620, 7020, 7520 Features: 7020 S/N -2699, 7520 S/N -1571	\$33.75


Order No: WN-F1056R

Description	Retail
 Shaft, Load Control, O-Ring Applications: 4040S, 4050, 4050E, 4055, 4240S, 4250, 4250E, 4255, 4350, 4450, 4455	\$2.90


Order No: WN-L170667

Description	Retail
 Sealing Rings Applications: 2640, 2940, 2840, 1640, 2040, 2040S, 2140, 3040, 3140, 2350, 2550, 2750, 2950, 3150, 2955, 2755, 2855N, 2355, 2555, 2155, 2355N, 2250, 2450, 2650, 3155, 3055, 3255 Features: Quantity 2 2640 S/N 341000-, (1640, 2040, 2040S, 2140, 3040, 3140 all S/N 430000-), 2955 S/N -767516,	\$3.96


Order No: WN-L26932

Description	Retail
 Load Control, Shaft Applications: 1020, 1030, 1040, 1120, 1130, 1140, 1350, 1530, 1550, 1650, 1750, 1850, 2040, 2150, 2155, 2240, 2255, 2440, 301A, 840, 940	\$55.00

Order No: WN-L26933


Description	Retail
 Load Control, Shaft, Bushing Applications: 1020, 1030, 1040, 1120, 1130, 1140, 1530, 1630, 2040, 2150, 2155, 2240, 2255, 830, 840, 930, 940 Features: Kit, Bushing, Pin, and Snap Ring	\$9.00

Order No: WN-L26941


Description	Retail
 Load Control, Shaft, Bushing Applications: 1640, 1830, 1840, 2020, 2030, 2040, 2120, 2130, 2140, 2350, 2550, 2750, 2840, 2940, 2950, 3030, 3040, 3130, 3140,	\$8.00

Features: Kit, Bushing, Pin, and Snap Ring


Order No: WN-L41196

Description	Retail
 Load Control, Shaft, Bushing Applications: 1350, 1550, 1640, 1750, 1830, 1840, 1850, 1950, 2030, 2040, 2130, 2140, 2155, 2250, 2350, 2355, 2450, 2550, 2555, 2640, 2650, 2750, 2755, 2840 Features: Includes Seal	\$13.00


Order No: WN-L41787

Description	Retail
 Load Control, Shaft Applications: 1350, 1550, 1640, 1750, 1830, 1840, 1850, 1950, 1950N, 2030, 2040, 2130, 2140, 2155, 2250, 2350, 2355, 2550, 2555, 2640, 2650, 2650N, 2750	\$85.00


Order No: WN-L41788

Description	Retail
 Load Sensing Bushing Applications: 1350, 1550, 1640, 1641, 1641F1750, 1830, 1840, 1850, 2030, 2040, 2040S, 2130, 2140, 2141, 2250, 2155, 2350, 2355, 2355N, 2550, 2555, 2640, 2650N, 2750, 2755, 2840, 2855N, 2940, 2941, 2950, 2951, 2955, 3030, 3040, 3050, 3055, 3130, 3140, 3141, 3150, 3255, 3340, 3350, 3351, 3641, 3651 Features: Kit, Bushing, Pin, and Snap Ring	\$9.00


Order No: WN-L41819

Description	Retail
 Load Control Shaft Applications: 2040S, 2140, 2650, 2840, 2850, 2940, 2950, 2955, 3030, 3040, 3050, 3130, 3140, 3255, 3350 Features: 2950 S/N 531762-, 3040 S/N 531762-, 3140 S/N 531762-	\$92.00

Order No: WN-LCSHIM-KIT

Description	Retail
 Shim Kit Applications: 700A, 4000, 4010, 4020, 5010, 5020 Features: Load Control	\$12.22


Order No: WN-R26505

Description	Retail
 Draft Sensing, Bushing Applications: 4000, 4010, 4020 Features: 4000 S/N -250000, 4020 S/N -250000	\$17.25

Order No: WN-R26505003

Description	Retail
Draft Sensing, Bushing Applications: 4000, 4010, 4020, 5010, 5020 Features: W/O-Ring, Bushing is .003 Oversize 4000 S/N -250000, 4020 S/N -250000	\$18.60

Order No: WN-R27018

Description	Retail
 Draft Sensing, Bushing with O Ring Applications: 2510, 3010, 3020, 4030	\$16.36

Order No: WN-R27018-003

Description	Retail
Bushing with O Ring, Draft Sensing Applications: 2510, 3010, 3020, 4030 Features: .003 Oversize	\$17.00

Order No: WN-R43315


Description	Retail
Draft Sensing, Bushing Applications: 4520, 4620, 7020, 7520 Features: Used with R46680 or R46960, Does Not Include O-Ring 7020 S/N -2699, 7520 S/N -1571	\$14.78

Order No: WN-R43316

**Tractor: Rockshaft & Hitch**

**Load Control: Related Parts**

Order No: WN-R43316

Description	Retail
 Load Control Bushing Applications: 4520, 4620, 4630, 7020, 7520 Features: 1.332" ID, 1.736" OD	\$12.86

Order No: WN-R47061

Description	Retail
Bushing, Draft Sensing Shaft, Outer Applications: 400, 401, 401B, 401C, 401D, 1020, 1520, 1530, 2010, 2020, 2030, 2440 Features: 401 S/N 134706-, 401D S/N -715640, 1520 S/N 178601-179600, 1530 S/N 178601-179600	\$14.42

Order No: WN-R50985

Description	Retail
Load Control Bushing Applications: 300, 300B, 301, 302, 302A, 1020, 1530, 301A Features: 300 S/N 135288-, 300B S/N 715670-, 301 S/N 135288-, 301A S/N 715670-	\$16.28


Order No: WN-R53177

Description	Retail
Seal, Load Control Applications: 4000, 4020, 4040, 4230, 4240, 4320, 4430, 4440, 4455 Features: Priced Each, Sold 2 per Package 4000 S/N 250001-, 4020 S/N 250001-	\$1.94

Order No: WN-R54220

Description	Retail
Draft Sensing, Bushing with O Ring Applications: 2630, 2640	\$22.69

Order No: WN-R66425

Description	Retail
 Draft Sensing, Shaft, Load Control, Shims Applications: 2510, 3010, 3020, 4030	\$16.01

Order No: WN-R79779

Description	Retail
Draft Sensing, Seal, Load Control Applications: 4040S, 4050, 4055, 4240S, 4250, 4255, 4350, 4450, 4455 Features: Sold in 2's Priced Individually	\$2.61

Order No: WN-RE46707

Description	Retail
Draft Link, With Ball, Cat. II Applications: 7200, 7210, 7400, 7410	\$171.58

Order No: WN-T22094

Description	Retail
Bushing, Draft Sensing, with O-Ring Applications: 1520, 1530, 2020, 2030, 2440 Features: 1530 s/n 178601-179600	\$18.32

Order No: WN-T22095


Description	Retail
Sealing Washer Applications: 1520, 1530, 2020, 2030, 2120, 2440 Features: Sold in 2s, priced individually 1530 S/N 178601-179600	\$2.53

Order No: WN-T22096


Description	Retail
Bushing, Draft Sensing Shaft, Outer Applications: 400, 401, 401B, 401C, 401D, 1520, 1530, 2020, 2030, 2120, 2440 Features: 401D S/N -715640, 1520 S/N 178601-179600, 1530 S/N 178601-179600	\$7.75

Order No: WN-T22097


Description	Retail
Draft Sensing, Shaft Applications: 4000, 4020, 4040, 4230, 4240, 4320, 4430, 4440, 4455	\$85.28

Description	Retail
 Load Control, Shaft, Bushing Applications: 1020, 1030, 1040, 1120, 1130, 1140, 1350, 1530, 1550, 1630, 1750, 1850, 2040, 2150, 2155, 2240, 2255, 2355, 301A, 840, 940, 300, 300B, 301, 302, 1750, 1850, 302A Features: 2155 S/N -651779, 301A S/N -715670, 1750 S/N -651779, 1850 S/N -651779	\$12.00


Order No: WN-T22098

Description	Retail
 Washer, Teflon Applications: 830, 930, 1020, 1030, 1120, 1130, 1350, 1530, 1550, 1630, 1750, 1850, 2040, 2240, Features: ID.8010", OD 1.001" x.190", 2 Per Package, Priced Individually 1350 S/N -651779, 1550 S/N -651779, 1750 S/N -651779, 1850 S/N -651779	\$5.00

Order No: WN-T22099

Description	Retail
 Load Control, Shaft, Bushing Applications: 1020, 1030, 1040, 1120, 1130, 1140, 1350, 1530, 1550, 1630, 1750, 1850, 2040, 2150, 2055, 2240, 2255, 2355, 301A, 840, 940, 300, 300B, 301, 302, 302A Features: 2055 S/N -651779, 301A S/N -715670, 1350 S/N -651779, 1550 S/N -651779, 1750 S/N -651779, 1850 S/N -651779	\$5.00

Order No: WN-T28548

Description	Retail
 Load Control, Shaft, Bushing Applications: 1640, 1830, 1840, 2020, 2030, 2040, 2120, 2130, 2140, 2350, 2550, 2640, 2750, 2840, 2940, 2950, 3030, 3040, 3130, 3140,	\$4.50

**Load Control: Shafts**


Order No: WN-L26937

Description	Retail
Draft Sensing, Shaft, Load Control Applications: 1520, 1530, 2020, 2030, 2440 Features: 1530 S/N 178601-179600	\$97.69


Order No: WN-L41197

Description	Retail
Shaft, Load Control Applications: 2040S, 2140, 2650, 2850, 2955, 3040, 3050, 3055, 3140, 3150, 3155, 3255, 3350, 3640, 3650 Features: 25.250" Long, 1.102" Diameter 2040S, 2140, 2650, 2850, 2955, 3040, 3050, 3055, 3140, 3155, 3255, 3350 All with High Lift	\$152.78

Order No: WN-R33826

Description	Retail
 Draft Sensing, Shaft, Load Control Applications: 4010, 4020 Features: 4020 Early	\$95.50

Order No: WN-R33883

Description	Retail
 Load Control Shaft Applications: 2510, 2520, 3010, 3020, 4030, 500 Features: Length: 20.937"; Diameter: 1.000"; load control seals (2) use WN-AR27371; load control bushings (2) use WN-R27018	\$88.75

Order No: WN-R43318

Description	Retail
Draft Sensing, Shaft, Load Control Applications: 4520, 4620, 7020, 7520 Features: 7020 S/N -2699, 7520 S/N -1571	\$242.64

Order No: WN-R46513

Description	Retail
Draft Sensing, Shaft Applications: 4000, 4020, 4040, 4230, 4240, 4320, 4430, 4440, 4455	\$85.28

John Deere®



**Tractor: Rockshaft & Hitch**

**Load Control: Shafts**

Order No: WN-R46513

Features: Power shift, Quad, Synchro, 21-3/16" Long, 1-1/8" Diameter 4000 S/N 250001-, 4020 S/N 250001-

Order No: WN-R52185

Description	Retail
Draft Sensing, Shaft, Load Control Applications: 4630, 7020, 7520 Features: 20 1/8" Long 7020 S/N 2700-, 7520 S/N 1572-	\$100.50

Order No: WN-R54217

Description	Retail
Draft Sensing, Shaft, Load Control Applications: 2630, 2640 Features: 19 1/2" Long	\$207.56

Order No: WN-R71375

Description	Retail
Draft Sensing, Shaft, Load Control Applications: 4040S, 4050, 4055, 4240S, 4250, 4255, 4350, 4450, 4455 Features: Power shift, Quad, 24 1/4" Long	\$123.22

**Rockshaft: Lift Arms**

Order No: WN-R56175

Description	Retail
Rockshaft, Lift Arm Applications: 2520, 3020, 4000, 4020, 4030, 4040, 4230, 4320, 4430 Features: Row Crop & Standard 3020 S/N 123000-, 4000 S/N 201000-, 4020 S/N 201000-	\$221.24

**Rockshaft: Related Parts**

Order No: WN-A5606R

Description	Retail
Rockshaft, Return, Spring, Link Applications: 620, 630 Features: 620 Row crop, 630 Row crop	\$27.00

Order No: WN-AR26616

Description	Retail
Rockshaft Seal Applications: 2510, 3010, 3020, 4010, 4020, JD600 Features: 3020 S/N -122999, 4020 S/N -200999	\$7.18

Order No: WN-AR26712

Description	Retail
Rockshaft, Control Lever, Cable Applications: 4010, 4020 Features: 4020 S/N -200999	\$89.70

Order No: WN-AR26810

Description	Retail
Rockshaft, Control Lever, Cable Applications: 2510, 3010, 3020 Features: Push/Pull Cable 3020 S/N -122999	\$91.01

Order No: WN-F2897R

Description	Retail
Rockshaft, Return, Spring Applications: 520, 530, 620, 630, 720, 720D, 730, 730D Features: 24 Coils, 1/4" Spring Diameter, 15-1/4" Long	\$58.25

Order No: WN-R26619

Description	Retail
Rockshaft, Arm, Lift Link Bushing Applications: 2010, 2510, 3010, 3020, 4010, 4020, 600 Features: 1 1/4"x1 3/8" Long, 3/4" Hole 2010 S/N 29001-, 2510 Row Crop, 3010, (3020, 4010, 4020 All Row Crop & Standard), 600	\$5.50

**Sway Blocks & Limiters: Sway Blocks**

Order No: WN-AR31560

Description	Retail
Sway Block Applications: 4010 Features: Right Hand	\$79.00

Order No: WN-AR31561

Description	Retail
Sway Block Applications: 4010 Features: Left Hand	\$79.00

Order No: WN-AT20167

Description	Retail
Sway Block Support Plate Right Applications: 820, 830, 940, 1020, 1030, 1040, 1120, 1130, 1140, 1350, 1520, 1530, 1630, 1641, 1750, 1850, 1950, 2020, 2030, 2040, 2150, 2155, 2155, 2255, 2350, 2355, 2440, 2550, 2555, 2630, 2640, 2750, 2755, 301A, 820, 830, 920, 940, 300, 300B, 301, 302, 302A, 400, 401, 401B, 401C, 401D Features: Right Hand, Flat Steel 820 Utility, 830 Utility,	\$45.00

Order No: WN-AT20168

Description	Retail
Sway Block, Left, Support Plate Applications: 820, 920, 940, 1020, 1030, 1040, 1120, 1130, 1140, 1350, 1520, 1530, 1550, 1630, 1750, 1850, 1950, 2020, 2030, 2040, 2120, 2150, 2155, 2240, 2255, 2350, 2355, 2440, 2550, 2555, 2630, 2640, 2750, 2755, 8350, 920, 300, 300B, 301, 301A, 302, 302A, 400, 401, 401B, 401C, 401D Features: LH Plate Support	\$45.00

Order No: WN-F2786R

Description	Retail
Sway Block Spacer Applications: 520, 530, 620, 630, 720, 730	\$5.00

Order No: WN-L100865

Description	Retail
Sway Block Left Side Applications: 6200, 6300, 6400, 6500, 6506, 6200L, 6300L, 6400L, 6500L, 6110L, 6210L, 6310L, 6410L, 6510L, 6310S, 6410S, 6510S, 6405, 6605, 6120, 6220, 6320, 6420, 6120L, 6220L, 6320L, 6420L, 6520L, 6230, 6330, 6430, 7130, 7230, 6105R, 6115R, 6125R, 6130R, 6105M, 6115M, 6125M, 6140M, 6110R Features: LH, Cat II Additional Models: 6130R, 7220, 7320, 6110M, 6120M, 6130M, 6145M	\$85.00

Order No: WN-L100866

Description	Retail
Sway Block Applications: SE6010, SE6020, SE6100, SE6110, SE6120, SE6200, SE6300, SE6310, SE6320, SE6400, SE6410, SE6420, SE6510, SE6520, SE6610, SE6620, 6010, 6020, 6100, 6110, 6110L, 6120, 6120L, 6130, 6200, 6200L, 6210, 6210L, 6220, 6220L, 6230, 6300, 6300L, 6310, 6310L, 6310S, 6320 Features: RH Cat II Additional Models: 6320L, 6330, 6330 PREMIUM, 6400, 6400L, 6400SP, 6405, 6410, 6410L, 6410S, 6420, 6420L, 6420S, 6430, 6430 PREMIUM, 6500, 6500L, 6506, 6510, 6510L, 6510S, 6520, 6520L, 6530, 6530 PREMIUM, 6600, 6605, 6610, 6620, 6630, 6230 Premium, 6630 PREMIUM, 7130, 7130 PREMIUM, 7220, 7230, 7230 PREMIUM, 7320	\$85.00

Order No: WN-L100867

Description	Retail
Sway Block Applications: SE6010, SE6020, SE6100, SE6110, SE6120, SE6200, SE6210, SE6220, SE6300, SE6310, SE6320, SE6400, SE6410, SE6420,	\$72.96

John Deere®


**Tractor: Rockshaft & Hitch**

**Sway Blocks & Limiters: Sway Blocks**


**Order No: WN-L100867**

SE6510, SE6520, SE6610, SE6620E, 6010, 6020, 6090MN, 6090RC, 3100, 6100MC, 6100RC, 6105M, 6105R  
6110, 6110L, 6110MC, 6110RC, 6115M, 6115R, 6120, 6120L, 6125M, 6125  
Features: Left Hand, Upper, CAT II 6130, 6130M, 6130R, 6140M, 6150M, 6200, 6200L, 6210, 6210L, 6220, 6220L, 6225, 6230, 6300, 6300L, 6310, 6310L, 6310S, 6320, 6320L, 6325, 6330, 6400, 6400L, 6400SP, 6405, 6410, 6410L, 6410S, 6415, 6420, 6420L, 6420S, 6425, 6430, 6500, 6500L, 6506, 6510, 6510L, 6510S, 6515, 6520, 6520L, 6525, 6530, 6534, 6600, 6605, 6610, 6620, 6630, 7130, 7200, 7230, 7320


**Order No: WN-L100868**

Description	Retail
 Sway Block Applications: SE6010, SE6020, SE6100, SE6110, SE6120, SE6200, SE6210, SE6220, SE6300, SE6310, SE6320, SE6400, SE6410, SE6420, SE6510, SE6520, SE6610, SE6620, 6010, 6020, 6090MN, 6090RC, 3100, 6100MC, 6100RC, 6105M, 6105R, 6110, 6110L, 6110MC, 6110RC, 6115M, 6115R, 6120, 6120L, 6125M, 6125R Features: Right Hand, Upper, CAT II 6130, 6130M, 6130R, 6140M, 6150M, 6200, 6200L, 6210, 6210L, 6220, 6220L, 6225, 6230, 6300, 6300L, 6310, 6310L, 6310S, 6320, 6320L, 6325, 6330, 6400, 6400L, 6400SP, 6405, 6410, 6410L, 6410S, 6415, 6420, 6420L, 6420S, 6425, 6430, 6500, 6500L, 6506, 6510, 6510L, 6510S, 6515, 6520, 6520L, 6525, 6530, 6534, 6600, 6605, 6610, 6620, 6630, 7130, 7200, 7230, 7320	\$71.47


**Order No: WN-R104902**

Description	Retail
 Sway Block Applications: 4050, 4055, 4250, 4255, 4440, 4450, 4455 Features: Left Hand 4050 European, 4055, 4250 Cat. 3 Narrow & European, 4255 Cat. 3 Narrow, 4440, 4450 Cat. 3 Narrow, 4455 Cat. 3 Narrow	\$111.58

**Order No: WN-R2094**

Description	Retail
 Sway Block Kit Applications: 520, 530, 620, 630, 720, 730 Features: 2 Sway Blocks, 4 Spacers, Square Headed Hardware	\$117.00

**Order No: WN-R21717**

Description	Retail
 Sway Block, Right Hand Applications: 520, 530, 620, 630, 720, 730	\$71.86

**Order No: WN-R21718**

Description	Retail
 Sway Block, Left Hand Applications: 520, 530, 620, 630, 720, 730	\$65.99


**Order No: WN-R27710**

Description	Retail
 Sway Block Applications: 3010 Features: Right Hand	\$102.97


**Order No: WN-R27711**

Description	Retail
Sway Block Applications: 3010 Features: Left Hand	\$102.97

**Order No: WN-R39512**

Description	Retail
 Sway Block, Right Side Applications: 2510, 2520, 3020, 4000, 4020, 4030, 4040, 4040S, 4050, 4055, 4230, 4240, 4240S, 4250, 4255, 4320, 4430, 4455, 600	\$53.00


**Order No: WN-R39513**

Description	Retail
 Sway Block, LH Applications: 2510, 2520, 3020, 4000, 4020, 4030, 4040, 4040S, 4050, 4055, 4230, 4240, 4240S, 4250, 4255, 4320, 4430, 4455, 600	\$53.00


**Order No: WN-R54472**

Description	Retail
Sway Block Applications: 2840, 2940, 2950, 2955, 3055 Features: Right Hand	\$87.32


**Order No: WN-R64706**

Description	Retail
 Sway Block Applications: 4555, 4560, 4640, 4650, 4755, 4760, 4840, 4850, 4955, 4960 Features: Right Hand	\$116.08


**Order No: WN-R64707**

Description	Retail
 Sway Block Applications: 4555, 4560, 4640, 4650, 4755, 4760, 4840, 4850, 4955, 4960 Features: Left Hand 4640 S/N 012685-	\$116.08

**Order No: WN-T30276**

Description	Retail
 Sway Block, RH Applications: 1020, 1030, 1040, 1120, 1130, 1140, 1350, 1520, 1530, 1550, 1630, 1640, 1641F, 1750, 1830, 1840, 1850, 1950, 1950N, 2020, 2030, 2040, 2040S, 2120, 2130, 2140, 2150, 2155, 2240, 2250, 2255, 2350, 2355, 2440, 2450, 2550, 2555, 2630, 2640, 2650, 2650N, 2750, 2755, 2850, 301A, 300, 300B Features: 301, 302, 302A, 400, 401, 401B, 401C, 401D	\$41.00

**Order No: WN-T30277**

Description	Retail
 Sway Block, LH Applications: 50, 285C, 650, 820, 830, 940, 1020, 1030, 1040, 1120, 1130, 1140, 1350, 1520, 1530, 1630, 1640, 1750, 1830, 1840, 1850, 1950, 2020, 2030, 2040, 2120, 2130, 2140, 2150, 2240, 300, 300B, 301, 302, 302A, 400, 401, 401B, 401C, 401D	\$41.00


**Tractor: Transmission / Clutch / PTO / TA**

**Belt Pulley: Belt Pulley Parts**


**Order No: WN-A4354R**

Description	Retail
Belt Pulley, Bolt Applications: 60, 620, 630 Features: Clutch Operating Bolt, 3 Required Per Tractor	\$41.75

**Order No: WN-A6121R**

Description	Retail
 Belt Pulley, Pulley, Cover, Spring Applications: 50, 60, 520, 530, 620, 630, A, AO, AR, G, GH, GM, GW Features: With Rivet, 3 Needed Per Tractor	\$18.75

**Order No: WN-R33552**

Description	Retail
 Clutch Plate, Traction Applications: 4010, 4020 Features: Must Verify Casting Numbers	\$186.68

**Clutch: Actuating**

John Deere®


**Tractor: Transmission / Clutch / PTO / TA**

**Clutch: Actuating**


Order No: WN-AR26485

Description	Retail
 Sleeve, Support Applications: 4010, 4020, JD600	\$150.00


Order No: WN-AR40572

Description	Retail
 Clutch Support Applications: 600, 4000, 4020, 4320 Features: 600 (S/N 201000-, Collar Shift), (4000, 4020 both S/N 201000-, Synchro Range), 4320 (Synchro Range)	\$350.01


Order No: WN-B158R

Description	Retail
 Disc, Clutch, Facing Applications: B, BO, BR Features: 7-7/8" OD, 2 Used Per Tractor, Priced & Sold Individually B S/N -201000	\$20.00


Order No: WN-B2358R

Description	Retail
 Clutch, Disc, Sliding Applications: B Features: B S/N 201, 000-	\$71.00


Order No: WN-D2031

Description	Retail
 Clutch, Lever Pivot Bolt Applications: A, BO, BR, D, G60, 70, 80, 520, 530, 620, 630, 720, 730, 820, 830 Features: 4 1/2" Long, .075" O.D. to .625" O.D. D S/N 114692-	\$25.25

Order No: WN-R27303


Description	Retail
 Sleeve Support Tube Applications: 4010, 4020	\$125.00

Order No: WN-RE48092


Description	Retail
 Inner Spline Disc, Transmission Applications: 6010, 6020, 6100, 6110, 6110L, 6120, 6120L, 6130, 6200, 6200L, 6205, 6210, 6210L, 6215, 6220, 6220L, 6225, 6230, 6300, 6300L, 6310, 6310L, 6310S, 6320, 6320L, 6325, 6330, 6400, 6400L, 6405, 6410, 6410L, 6410S, 6420, 6420L, 6420S, 6425, 6430, 6500, 6500L, 6505, 6506, 6510, 6510L Features: 11.618" Dia., 95 Teeth, Power quad & Power reverser Additional models: SE6010, SE6020, SE6100, SE6110, SE6120, SE6200, SE6210, SE6220, SE6300, SE6310, SE6320, SE6400, SE6410, SE6420, SE6510, SE6520, SE6610, SE6610, SE6620, SE6920, 5620, 5720, 5820, 6510S, 6515, 6520, 6520L, 6525, 6530, 6600, 6605, 6610, 6615, 6620, 6630, 6715, 6800, 6810, 6820, 6830, 6900, 6910, 6910S, 6920, 6920S, 6930, 7130, 7200, 7210, 7220, 7230, 7320, 7330, 7400, 7405, 7410, 7450, 7425, 7430, 7500, 7505, 7510, 7515, 7520, 7525, 7530, 7600, 7610, 7630, 7700, 7710, 7715, 7720, 7730, 7800, 7810, 7815, 7820, 7830, 7930	\$34.13

**Clutch: Bearing & Bushings**


Order No: WN-500024811

Description	Retail
 Bearing, Throwout Applications: 840, 940, 1040, 1140, 1640, 1750, 1850, 1950, 2040, 2040S, 2140, 2150, 2155, 2240, 2250, 2255, 2350, 2355, 2355N, 2450, 2550, 2555, 2650, 2750, 2755, 2850, 2855N, 2940, 2950, 2955, 3040, 3050, 3140, 3350, 3650 Features: Complete With Carrier	\$86.25


Order No: WN-832009

Description	Retail
 Bearing, Throwout Applications: 1450, 1650, 5200, 5210, 5215, 5220, 5300, 5310, 5310N, 5315, 5320, 5320N, 5400, 5403, 5410, 5415, 5415H, 5415N, 5420, 5420N, 5500, 5510, 5510N, 5515, 5515HC, 5520, 5520N, 5605, 5615, 5705, 5715, 5715HC Features: 1.769" ID, 2.950" OD, 0.629" Thick	\$30.75


Order No: WN-832065

Description	Retail
 Bearing, Throwout Applications: 40C, 500C, M, MT, 40, 420, 430, 435, 1010, 2510, 2520, 3020, 4000, 4010, 4020, 4320, 44, 3300, 4400, 4450, 6620, 600, 6000 Hi-Cycle, 600A, 700, 734 Features: ID=2.063", OD=3.566", Width= 0.810"	\$22.50

Order No: WN-832505

Description	Retail
 Bearing, Throwout Applications: 4010, 4020, 4230, 4320	\$27.75


Order No: WN-833535

Description	Retail
 Bearing, Throwout Applications: 2510, 2520, 3010, 3020, 500A, 500B, 500C Features: 2" ID, 3.675" OD, 0.798" Width 500A s/n 123114-152141, All With Synchro/Quad Range	\$29.00


Order No: WN-8360120

Description	Retail
 Bearing, Throwout Applications: 850, 950 Features: 1.771" I.D., 2.900" O.D., 0.700" Thick	\$42.75


Order No: WN-836014

Description	Retail
 Release Bearing Applications: 4000, 4010, 4020, 4320 Features: Use WN-836014	\$52.50


Order No: WN-836202

Description	Retail
 Bearing, Pilot Applications: 1520 Features: ID .0591" , OD 1.377", Width 0.432"	\$13.75

Order No: WN-A1197R


Description	Retail
 Clutch, Lever Pivot Bushing Applications: A, BO, BR, D, G, 60, 70, 80, 520, 530, 620, 630, 720, 730, 820, 830 Features: 1.373" Long, .815" O.D., .750" I.D. D S/N 114692-	\$11.00

Order No: WN-AL120028

Description	Retail
 Clutch Release Throw Out Bearing Applications: 2250, 2450, 2650, 2850, 3050, 3350, 2355, 2555, 2755, 2955, , 2955, 3055, 3150, 3155, 3255, 3350, 3640, 3650 Features: 2 Port, w/ Throw Out Bearing, LUK, Hydraulic Type (2250, 2450, 2650, 2850, 3050, 3350, All S/N 649119- w/ SG2 Cab), (2355, 2555, 2755, 2955, All w/ SGB Cab), 2955 S/N -767516	\$315.00

Hydraulic Type Includes 2 Port Slave Cylinder With Sound Guard Cab

Order No: WN-AL120095

Description	Retail
 Bearing, Release Applications: 820, 840, 920 940, 1040, 1120, 1140, 1350, 1550, 1640, 1840, 1850, 2020, 2040, 2140, 2150, 2155, 2255, 2350, 2355, 2440, 2550, 2750, 2950, 3040	\$89.33


John Deere®




**Tractor: Transmission / Clutch / PTO / TA**

**Clutch: Bearing & Bushings**


Order No: WN-AL30777

	Description	Retail
	Bearing, Throwout Applications: 820, 830, 840, 920, 940, 1020, 1120, 1130, 1520, 1530, 1550, 1630, 1830, 2020, 2030, 2130, 2140, 2255, 2350, 2440, 2640, 2840, 3120, 3130 Features: Greasable	\$107.43


Order No: WN-AL39242

	Description	Retail
	Bearing, Throwout Applications: 2450, 2650, 2850, 3050, 3150, 3350, 3650 Features: Trans Release, W/Slave Cyl, 3 Port (Sealed)	\$340.86

Order No: WN-AL39541

	Description	Retail
	Bearing, Throwout Applications: 820, 830, 920, 940, 1040, 1120, 1130, 1140, 1350, 1520, 1530, 1550, 1640, 2020, 2040, 2155, 2240, 2355, 2555, 2755, 2940, 3040, 3120, 3150, 3350 Features: Greaseable Aluminum Body, 1.955" ID	\$81.92


Order No: WN-B177R

	Description	Retail
	Clutch Lever Pivot Bushing Applications: B, H, 1020, 1520, 1530, 2020, 2030, 2155, 2240, 2350, 2355, 2440, 2510, 2520, 2550, 2555, 2630, 2640, 2750, 2755, 2840, 2855, 2940, 2950, 3010, 3020, 3150, 4000, 4010, 4020, 4320, 4520, 4620, 5010, 5020, 6030, 7020, 7520, 820, 830, 50, 80, 820, 830 Features: .690" ID, .750" OD, 1.215" Length	\$9.25


Order No: WN-CH14769

	Description	Retail
	Release Bearing Applications: 650, 750 Features: Use WN-CH14769	\$56.50


Order No: WN-CH18562

	Description	Retail
	Clutch Release Bearing Applications: 1250, 1450, 5200, 5300, 5400, 5500, 5210, 5310, 5410, 5510, 5310N, 5510N, 5105, 5320N, 5510N, 5105, 5205, 5320N, 5420N, 5520N, 5303, 5403, 5045D, 5045E, 5055D, 5055E, 5065E, 5075E, 5415, 5415H, 5615, 5715, 5715HC, 5076E, 5076EL, 5082E, 5090E, 5090EL, 5090EH, 5103, 5203, 5303, 5403 Features: 2.52" O.D., 1.74" I.D. Additional Models: 5220, 5320, 5420, 5520, 5225, 5325, 5425, 5525, 5625, 5400N, 5500N	\$13.00

Order No: WN-JD10107


	Description	Retail
	Bearing, Pilot Applications: M, MC, MI, MT, 40, 320, 330, 420, 430, 1020, 1040, 1120, 1130, 1140, 1520, 1530, 1550, 1630, 1640, 1750, 1830, 1840, 1850, 1950, 2020, 2030, 2240 Features: 0.596" I.D., 1.378" O.D., Seals on Both Sides	\$13.75

Order No: WN-N1082


	Description	Retail
	Clutch Release Throw Out Bearing Applications: 300, 300B, 301, 301A, 302, 302A, 400, 401, 401B, 401C, 401D, 655, 655B, 750, 750B, 755, 755A, 755B, 850, 850B, 855, 1020, 1520, 1530, 2020, 2030, 2040, 2150, 2155, 2240, 2355, 2440, 2555, 2630, 2640, 4520, 4620, 7020 Features: 300 S/N 157640-, 301 S/N 145198-,	\$24.75

1020 S/N 145198-, 2240 S/N -349999, 2640 (All Double Clutch), 4520, 4620, 7020 (All Synchro/Quad Range)


Order No: WN-N1171

	Description	Retail
	Bearing, Throwout Applications: 1520, 1530, 2010, 2020, 2030, 2040, 2240, 2440, 2630, 2640, 4520, 4620 Features: Greasable, 2-1/4" I.D.	\$34.03


Order No: WN-R113790

	Description	Retail
	PTO Release Sleeve Applications: 5200, 5300, 5400, 5500, 5210, 5310, 5410, 5510, 5310, 5310N, 5400N, 5500N, 5415, 5615, 5615, 5715, 5625, 5725, 5715 Features: (5200, 5300, 5400, 5500 All Collar Shift or Top Shaft Synchronized), (5210, 5310, 5410, 5510 All Collar Shift or Synchshuttle Transmission), 5310 India Edition, (5310N, 5400N, 5500N All Synchroreverser Transmission), (5615, 5715 All Turkish Edition), (5625, 5725 All Synchshuttle Transmission)	\$29.00


Order No: WN-R51469

	Description	Retail
	Bearing, Throwout, Carrier Applications: 301, 301A, 302, 401A, 401B, 401D, 1020, 1520, 1530, 2020, 2030, 2240, 2440, 2630, 2640 Features: 1.960" ID	\$82.00

Order No: WN-R8301332


	Description	Retail
	Bearing, Throwout, with Carrier Applications: 820, 830, 920, 930, 1020, 1030, 1120, 1630, 1830, 1830, 2020, 2030, 2040, 2120, 2130, 2240, 2840, 3030, 3130 Features: 1.96" ID, For Clutch Forks Bolted to Cross Shaft	\$96.25

Order No: WN-RE173314


	Description	Retail
	PTO Release Bearing Applications: 1250, 1450, 1650, 5045D, 5045E, 5055D, 5055E, 5065E, 5075E, 5415, 5415H, 5615, 5715, 5715HC, 5093E, 5076E, 5076EL, 5082E, 5090E, 5090EL, 5090EH, 5103, 5203, 5303, 5403, 5400N, 5500N, 5200, 5300, 5400, 5500, 5210, 5310, 5410, 5510, 5310N, 5510N, 5105, 5205, 5320N, 5420N, 5520N, 5415	\$34.00

**Clutch: Clutch Discs**


Order No: WN-A2448R

	Description	Retail
	Disc, Clutch Applications: A, AR, AO Features: A S/N 488000-647999, AR & AO S/N 260000-273079	\$209.00

Order No: WN-A4355R

	Description	Retail
	Disc, Clutch Plate Applications: 60, 70, 620, 630, 720, 730, A Features: 9 7/8" OD, 20 Inner Teeth, Sliding, 2 Used Diesel or Gas	\$73.75

Order No: WN-AA6129R


	Description	Retail
	Pulley Clutch Disc Applications: A, 60, 620, 630, 70, 720, 730 Features: w/ Facings, 9 7/8" OD Facing, 3 Outer Holes A (late), Sold Individually, Pulley Clutch Disc with Facings	\$40.00

Order No: WN-AH65439


**Tractor: Transmission / Clutch / PTO / TA**

**Clutch: Clutch Discs**


Order No: WN-AH65439

Description	Retail
 Clutch Disc Applications: M, 40, 420, 45, 55, 95, 105, 3300, 4400, 6000 Features: 10" 1-3/8" Hub, 10 Splines, 4 Pad 4400 S/N -250500	\$139.01


Order No: WN-AL120018

Description	Retail
 Clutch Disc Applications: 840, 940, 1040, 1120, 1130, 1140, 1350, 1550, 1630, 1640, 1750, 1830, 1840, 1850, 1950, 2030, 2040, 2130, 2150, 2155, 2240, 2255, 2350, 2440 Features: 11", 15 Splines, 1" Hub, Spring Loaded	\$267.96


Order No: WN-AL30452

Description	Retail
 Disc, Clutch Applications: 2130, 2840, 3030, 3130 Features: 12", 1-1/4" Pilot, 10 Splines, Woven 2130 with Hi-Lo Shift	\$95.00

Order No: WN-AL64759

Description	Retail
 Disc, Clutch Applications: 2040, 2040S, 2140, 2550, 2750, 2940, 2950, 3040, 3140 Features: 12.598", 10 Splines, 1-1/4" Hub, 7 Pads, Spring Loaded	\$203.46


Order No: WN-AL67974

Description	Retail
 Disc, Clutch Applications: 2355, 2555 Features: 13", 7 Pads, 15 Splines	\$245.00

Order No: WN-AL68023

Description	Retail
Disc, Clutch Applications: 3055, 3155, 3255, 3650 Features: 12-7/8", 1-1/4" Hub, 10 Splines, 6 Pad	\$378.92


Order No: WN-AL69560

Description	Retail
 Disc, PTO Applications: 2155, 2355, 2355N, 2555, 2755, 2855 Features: 45 Internal Splines, 5.250" Outer Diameter 2355 w/Interchangeable PTO, 2555 w/Interchangeable PTO, 2755 w/Indp 540 PTO, 2855 w/Indp 540 PTO	\$7.00

Order No: WN-AM2575T

Description	Retail
 Disc, Clutch Applications: M, MC, MI, MT, 40, 320, 330, 420, 430, 435, 440 Features: 10", 1-3/8" Hub, 10 Spline, Woven	\$104.49

Order No: WN-AR55660

Description	Retail
 Disc, Clutch Applications: 4000, 4010, 4020 Features: 12", 19 Splines, 1-1/4" Hub, 5 Pads, Solid 4000, 4010, 4020 (All With Synchro-Range)	\$150.29


Order No: WN-AR58024

Description	Retail
 Disc, Clutch Applications: 4320 Synchro-Range Features: 13-1/2", 19 Splines, 1-1/4" Hub, 6 Pads, Solid	\$208.39


Order No: WN-AR94516

Description	Retail
Disc, Clutch Applications: 4040, 4050, 4055, 4230, 4240, 4250, 4255, 4430, 4440, 4450, 4455, 4555, 4560, 4650, 4755, 4760, 4955, 4960, 5010, 5020, 6030, 7200, 7210, 7400 Features: 4th Planetary Brake/Clutch Pack, 54 Internal Splines, 7" O.D.	\$21.26


Order No: WN-AT141919

Description	Retail
 Disc, Torsion Applications: 540, 540A, 570, 570A, 570B, 640, 640A, 640D, 648D, 670, 670A, 670B, 672B Features: 12", 19 Spline 570B S/N -547202	\$300.00

Order No: WN-AT315821

Description	Retail
 Clutch Disc Applications: 340D, 440, 440A, 440B, 440C, 440D, 448D, 450 Features: 12" 10 Spline Hub, 1-1/4", 5 Pad 450 (w/ Constant Mesh Trans), 440C S/N 403235-	\$275.92


Order No: WN-B2354R

Description	Retail
 Clutch, Facing, Floating Applications: B, 50, 520, 530 Features: Belt Pulley Drive, 7" O.D., 4 1/2" I.D., 0.15" Thick B S/N 201000 -	\$12.22


Order No: WN-B3127R

Description	Retail
Disc, Clutch, Plate Applications: 50, 520, 530 Features: 18 Inner Teeth, Sliding	\$71.00


Order No: WN-C614R

Description	Retail
 Disc, Clutch Facing, Pulley Applications: A, AO, AR, D, G, 60, 70, 620, 630, 720, 730 Features: 10" OD, 6.87" ID, 2 Per Package, Priced INDIVIDUALLY A S/N 410000-, AO & AR S/N 250000-, D S/N 109944-	\$11.10

Order No: WN-F1228R

Description	Retail
 Clutch Disc Applications: 70, 720, 730 Features: 10" OD, 20 Outer Splines, 6 Inner Splines	\$154.00


Order No: WN-F195R

Description	Retail
 Disc, Clutch, Plate Applications: A, AN, AW, ANH, AWH, G, AR, AO Features: 10" OD, 20 Inner Teeth, .380" Thickness, Sliding G S/N 648000-, AR S/N 273080-, AO S/N 273080-	\$75.00

Order No: WN-L33163

Description	Retail
Disc, Clutch Applications: 2155, 2240, 2355, 2355N, 2440, 2555, 2640, 2755, 2855, 2940, 2955, 3055, 3155, 3255 Features: Hi-Lo Disc, 7.550" O.D., 6.625" I.D.	\$15.88

Order No: WN-LVU801100


Description	Retail
 Clutch Disc Applications: 870, 970, 990, 1070, 4005 Features: 19 Spline Count, 1.375" 870 Captive s/n 16001-, All Models Captive	\$139.93

Order No: WN-M802499


**Tractor: Transmission / Clutch / PTO / TA**

**Clutch: Clutch Discs**

**Order No: WN-M802499**

Description	Retail
 Disc, Clutch Applications: 850, 900HC, 950, 990, 1050 Features: 9", Bottom Style	\$176.61

**Order No: WN-M804454**

Description	Retail
 PTO Disc Applications: 1050, 1070, 4005, 850, 870, 900HC, 950, 970, 990 Features: 8.843" OD, 13 Spline, .983" Spline Diameter 850 S/N 16001-, 870 S/N 16001-, 950 S/N 20001-	\$87.50

**Order No: WN-M805816**

Description	Retail
 Disc, Clutch Applications: 850, 950 Features: 850 S/N -16000, 950 S/N -20000	\$75.00


**Order No: WN-R42127HD6**

Description	Retail
 Clutch Disc Applications: 4000, 4010, 4020 Features: 12", 6 Large Pads, w/ 1-1/4" 19 Spline Hub	\$136.00


**Order No: WN-R59690**

Description	Retail
Disc, Clutch, Plate Applications: 4555, 4560, 4630, 4640, 4650, 4755, 4760, 8430, 8440, 8450, 8630, 8640, 8650, 8850 Features: 12.1" Outer Diameter, 6.94" Inner Diameter, Main	\$106.22

**Order No: WN-R63069**

Description	Retail
 Disc, Clutch, Plate Applications: 2510, 2520, 3020, 4020, 4030, 4040, 4050, 4055, 4230, 4240, 4250, 4255, 4320, 4430, 4440, 4450, 4455 Features: 4.325" OD, 3.605" ID, Tranny Drive Shaft Synchronizer	\$8.06


**Order No: WN-R76731**

Description	Retail
 Clutch, Cover, Plate Applications: 4040, 4230, 4240, 4430, 4440, 4630, 4640, 4840 Features: 9.63" ID, 0.375" Thick, 3 Tangs, Used With R76732 Pin 4230 S/N 016359-, 4430 S/N 022373-, 4630 S/N 008455-	\$80.00


**Order No: WN-R90221**

Description	Retail
Clutch, Facing Applications: R, 80, 820, 830	\$27.76


**Order No: WN-RE210074**

Description	Retail
 Disc, Clutch Applications: 3010, 3020 Features: 12", 16 Splines, 1-1/16" Hub, Woven 3020 S/N 068000-	\$95.00

**Order No: WN-RE210075**


Description	Retail
 Clutch Disc Applications: 4000, 4010, 4020	\$95.00

**Order No: WN-RE227648**


Description	Retail
 PTO Clutch Plate Applications: 5105, 5200, 5205, 5210, 5220, 5225, 5300, 5310, 5310N, 5320, 5320N, 5325, 5400,	\$85.00

5410, 5415, 5420, 5420N, 5425, 5425N, 5500, 5510, 5510N, 5520, 5520N, 5525, 5605, 5605, 5615, 5625, 5705, 5715, 5725, 5725N  
 Features: 11", 13 Spline, .853" Hub, 4 Pad 5210 S/N 321724-, 5310 S/N 332791-, 5410 S/N 342453-, 5510 S/N 351745-, 5220 S/N 420000-, 5320 S/N 420001-, 5420 S/N 420001-, 5520 S/N 420001-, 5605 S/N 32721-


**Order No: WN-RE294016**

Description	Retail
 Clutch Disc Applications: 8100, 8100T, 8110, 8110T, 8120, 8120T, 8130, 8200, 8200T, 8210, 8210T, 8220, 8220T, 8225R, 8230, 8230T, 8245R, 8270R, 8295R, 8295RT, 8300, 8300T, 8310, 8310T, 8320, 8320R, 8320RT, 8320T, 8330, 8330T, 8345RT, 8400, 8400T, 8410, 8410T, 8420, 8420T, 8430, 8430T, 8520, 8520T, 8530 Features: ID of Splines 5.461", 9.094" OD, .115" Thick All Models w/ Power shift Transmission, 8430 Years 1974-1981	\$39.99


**Order No: WN-RE294017**

Description	Retail
 Clutch Disc Applications: 9770STS, 9870STS, 8100, 8100T, 8110, 8110T, 8120, 8120T, 8130, 8200, 8200T, 8210, 8210T, 8220, 8220T, 8225R, 8230, 8230T, 8245R, 8270R, 8295R, 8295RT, 8300, 8300T, 8310, 8310T, 8320, 8320R, 8320RT, 8320T, 8330, 8330T, 8345RT, 8400, 8400T, 8410, 8410T, 8420, 8420T, 8430, 8430T Features: 4.627" Major, 4.424" Minor, 7" OD, 54 Teeth 8520, 8520T, 8530, 8560, 8570, 8760, 8770, 8870, 8960, 8970, 9100, 9120, 9200, 9220, 9230, 9300, 9300T, 9320, 9320T, 9330, 9400, 9400T, 9420, 9420T, 9430	\$28.82

**Order No: WN-RE29603**

Description	Retail
 Torsional Damper Clutch Disc Applications: 4440, 4520, 4620, 4630, 4640, 4840, 740A, 743A Features: 13", 21 Splines, 1 3/8" Hub, Power shift Only	\$345.00


**Order No: WN-RE29607**

Description	Retail
 Disc, Torsion Applications: JD500, JD500A, 3020, 500, 500A, 500B, 500C, 510 Features: 13", 19 Splines	\$235.00


**Order No: WN-RE29608**

Description	Retail
 Clutch Disc Torsion Applications: 4000, 4020, 4040, 4230, 4240, 4430 Features: 13", 19 Splines 4430 S/N 022373-	\$320.00

**Order No: WN-RE29609**

Description	Retail
 PTO Disc Applications: 4000, 4010, 4020, 4320, 600	\$75.00

**Order No: WN-RE29610**

Description	Retail
 Disc, PTO Applications: 3010, 3020, 500, 500A, 500B, 500C	\$120.00

**Order No: WN-RE29611**

Description	Retail
 Disc, PTO Applications: 2510, 2520	\$95.00


**Order No: WN-RE29613**




**Tractor: Transmission / Clutch / PTO / TA**

**Clutch: Clutch Discs**


Order No: WN-RE29613

Description	Retail
 Disc, Torsion Applications: 2510, 2520	\$325.00


Order No: WN-RE29773

Description	Retail
 Clutch Disc Applications: 2510, 2520 Features: 11", 16 Splines, 1-1/16" Hub, Solid	\$134.44


Order No: WN-RE29775

Description	Retail
 Disc, Clutch Applications: 4320 Features: 13-1/2", 19 Splines, 1-1/4" Hub	\$126.81


Order No: WN-RE29776

Description	Retail
 Clutch Disc Applications: 4520, 4620, 7020 Features: 14-3/4", 21 Splines, 1-3/8" Hub, Woven, Solid 4520, 4620, 7020 (All With Synchro-Range)	\$200.64


Order No: WN-RE29785

Description	Retail
 Disc, Clutch Applications: 80, 820, 830, R	\$102.39


Order No: WN-RE29879

Description	Retail
 Pulley Clutch Disc Applications: B, 50, 520, 530 Features: With Facings B S/N 201000-	\$65.00


Order No: WN-RE29880

Description	Retail
 Disc, Clutch Applications: 301, 301A, 302, 401A, 401B, 401D, 1020, 1120, 1520, 2020, 2030, 2120, 2440, 2630, 2640 Features: 11", 15 Splines, 1" Hub	\$90.25


Order No: WN-RE29881

Description	Retail
 Disc, Clutch Applications: 301A, 302, 401, 401D, 820, 830, 840, 930, 940, 1020, 1030, 1040, 1120, 1130, 1140, 1350, 1520, 1530, 1550, 1630, 1640, 1750, 1830, 1840, 1850, 1950, 2020, 2030, 2040, 2120, 2130, 2150, 2155, 2240, 2250, 2255, 2350, 2355, 2440, 2450, 2630, 2640, 401A, 401B, 401C Features: 11", 15 Splines, 1" Hub, Continuous Driven PTO	\$99.75


Order No: WN-RE29882

Description	Retail
 Disc, Clutch Applications: 300, 301, 301A, 302, 820, 830, 920, 1020, 1030, 2040 Features: 10", 15 Splines, 1" Hub, Woven, Rigid	\$111.72

Order No: WN-RE30211


Description	Retail
 Disc, Clutch Applications: 3010, 3020 (<067999), 3020 (S/N <067999) Features: 11", 16 Splines, 1-1/16" Hub, Woven, Synchro 3020 S/N -067999, 3020 S/N -067999	\$155.71

Order No: WN-RE35512


Description	Retail
 Clutch Disc Applications: 7600, 7700, 7800, 7200, 7400, 7210, 7410, 7510, 7610, 7710, 7810, 6200, 6300, 6400, 6500, 7220, 7320, 7420, 7520, 7200R, 7215R,	\$29.00

7230R, 7630, 7730, 7730, 7830, 7930, 7720, 7820, 6200L, 6300L, 6400L, 6110, 6210, 6310, 6410, 6110L, 6210L, 6310L, 6410L, 6510L, 6310S, 6410S, 6510S, 6405  
Features: Additional Models: 6605, 6120, 6220, 6320, 6420, 6120L, 6220L, 6320L, 6420L, 6520L, 6215, 6415, 6615, 6715, 7330, 7430, 7530, 6230, 6330, 6430, 7130, 7230, 6140J, 6155J, 6170R, 6190R, 6210R, 6105R, 6115R, 6125R, 6140R, 6150R, 6150RH, 6105M, 6115M, 6125M, 6140M, 6150M, 6170M, 6175R, 6195R, 9215R, 6110R, 6120R, 6130R, 6145R, 6155R, 6155RH, 7210R, 7230R, 6110M, 6120M, 6130M, 6145M, 6155M, 6175M, 6195M,

Order No: WN-RE45662


Description	Retail
 Disc, PTO Applications: 5200, 5210, 5300, 5310, 5310N, 5400, 5400N, 5410, 5415, 5500, 5500N, 5510, 5615, 5715 Features: 5210 less Cab -321722 or w/ Cab -320725	\$145.00

Order No: WN-RE72925


Description	Retail
 Transmission Clutch Disc Applications: 5105, 5205, 5210, 5220, 5310, 5320, 5320N Features: 11", 4 Button, Spring Loaded, 19 Spline, 1.4062" Spline Dia 5210 less Cab 321723- or with Cab 321726-, 5310 less Cab 332930-, 5210 less Cab 321730- or with Cab 321727-, 5310 less Cab 332795- or with Cab 332796-	\$195.14

**Clutch: Clutch Kits**


Order No: WN-628141109

Description	Retail
 Kit, Clutch & Pressure Plate Assembly, No Bearings Applications: 1020, 1120, 1630, 2020, 2030, 2130 Features: AL120022 P/P 23 Spline, AL120017 Disc, 15 Spline, 11" T27706-R	\$817.57

Order No: WN-AL64948

Description	Retail
 Pressure Plate, Assembly, Set Applications: 1641, 1641F, 2040F, 2140, 2550, 2555, 2650, 2755, 2850, 2855, 2855N, 2940, 2950, 2955, 3040, 3050, 3140, 3150, 3640, 3640S Features: Includes Pressure Plate and Transmission Disc	\$648.76

Order No: WN-CH14762


Description	Retail
 Clutch Unit with Disc Applications: 650, 750 Features: Use WN-CH14762	\$280.00

Order No: WN-R41410NU2


Description	Retail
Kit, Clutch and Pressure Plate Assembly Applications: 4000, 4010, 4020 Features: 12", 1-7/8" 29 Spline Woven PTO, 1-1/4" 19 Spline 6 Pad Tran	\$902.00

**Clutch: Housings**

Order No: WN-B2361R

Description	Retail
 Clutch, Pulley, Cover Applications: B, 50, 520, 530 Features: 9" Diameter, For "B" With Battery Under Seat B S/N 201000-	\$41.00

Order No: WN-B3764


Description	Retail
 Cover, Clutch Pulley Applications: 50, 520, 530, B Features: B Late	\$41.00

John Deere®

**Tractor: Transmission / Clutch / PTO / TA**

**Clutch: Housings**

Order No: WN-F821R


Description	Retail
 Clutch Pulley Cover Applications: A, AO, AR, G, 60, 70, 620, 630, 720, 730 Features: A S/N 648000-, AO & AR S/N 273080-, G S/N 13804-	\$42.00

**Clutch: Pedals & Related Parts**

Order No: WN-L33155

Description	Retail
Ring, PTO Seal Applications: 1640, 2040S, 2140, 2150, 2155, 2240, 2255, 2350, 2355, 2355N, 2440, 2550, 2555, 2640, 2750, 2755, 2855N, 2940, 2950, 2955, 3040, 3055, 3140, 3150, 3155, 3255, 3640	\$27.38

Order No: WN-R43418

Description	Retail
 Clutch, Lever, Pin Applications: 3010, 3020, 4000, 4010, 4020, 4320, 4520, 4620, 500, 500A, 500, 500C, 600 Features: 4000 S/N 201000-	\$3.44

Order No: WN-R47108

Description	Retail
Clutch Spring Applications: 4620, 7020	\$2.96

Order No: WN-R47109

Description	Retail
Clutch Spring Applications: 4620, 6030, 7020, 7520	\$2.15

Order No: WN-R47627

Description	Retail
 Clutch Plate Applications: 4320 Features: Cast	\$256.81

Order No: WN-R49579


Description	Retail
Pressure Plate, Bolt Applications: 2510, 2520, 3010, 3020, 4000, 4010, 4020, 4320	\$4.47

Order No: WN-T21998


Description	Retail
Bushing, Clutch, Pedal Applications: 300, 310, 410, 510, 920, 1020, 1030, 1120, 1130, 1530, 1630, 1830, 2030, 2150, 2255, 2350, 2440, 2550, 2750, 2840 Features: O.D.= 1.063", I.D.= 1.005", Length=1.500"	\$9.25

**Clutch: Pressure Plates**


Order No: WN-A352R

Description	Retail
 Clutch, Spring Applications: 60, 70, 70D, 620, 630, 720, 730, 720D, 730D, A, AO, AR, AN, AW, AND, AWH, AOS, G, GH, GM, GW, R Features: 1.915" Long, 3 Used Per Tractor	\$4.00

Order No: WN-A58974


Description	Retail
 Pressure Plate, Assembly Applications: 970 Features: 14", 3 Levers	\$367.90

Order No: WN-AL120022

Description	Retail
 Pressure Plate, Assembly Applications: 300, 300B, 301, 301A, 302, 302A, 400, 401, 401B, 401C, 401D, 1020, 1030, 1040, 1120, 1130, 1140, 1350, 1520, 1530, 1550, 1630, 1640, 1750, 1750V, 1850, 1850V, 1950, 1950N,	\$470.63

2020, 2030, 2040, 2120, 2130, 2150, 2155, 2240, 2250, 2255, 2350, 2355, 2440, 2450, 2450F, 2630, 2640, 840, 920, 940  
 Features: 11", 1.5" Hub, 23 Spline, 3 Lever, Cast Iron, Combined PTO 820, 830 both 3 Cylinder


Order No: WN-AL120023

Description	Retail
 Pressure Plate, Assembly Applications: 1020, 1030, 1040, 1120, 1130, 1140, 1530, 1630, 1640, 1830, 1840, 2020, 2030, 2040, 2120, 2130, 2155, 2240 Features: 11", 23 Splines, 1-1/2" Hub, Without Release Plate 1140 Narrow, 1530 Single, Independent PTO	\$500.13


Order No: WN-AL120025

Description	Retail
 Clutch Plate Applications: 2130, 2140, 2640, 2840, 2940, 3030, 3120, 3130, 3140 Features: 12", 27 Splines, 1-3/4" Hub, Single, Without Release Plate 2130 With Hi-Lo Shift, 2140 S/N -416039	\$474.75


Order No: WN-AL39592

Description	Retail
 Pressure Plate, Assembly Applications: 1040, 1140, 2150, 2255, 1640, 2350, 1750, 1850, 1950, 204S, 2155, 2250, 2355 Features: 12.598", 23 Splines, 1.5" Hub, Cast Iron (1040, 1140, 2150, 2255, S/N 495152-), (1640, 2350, S/N 463069-), (1750, 1850, 1950, 204S, 2155, 2250, 2355, w/Independent PTO)	\$439.00


Order No: WN-AL68485

Description	Retail
 Pressure Plate Assembly Applications: 1641, 1641F, 2040S, 2140, 2355N, 2550, 2555, 2650, 2650N, 2750, 2755, 2850, 2855, 2855N, 2940, 2950, 2955, 3040, 3050, 3140, 3150, 3350, 3640, 3640S Features: 12.875", 27 Spline, With Release Plate and .85 Flywheel Step With 13.03" Flywheel Inside Diameter	\$488.00


Order No: WN-AL68486

Description	Retail
 Pressure Plate, Assembly Applications: 3055, 3155, 3255, 3350, 3650 Features: 13", 1-3/4" Hub, 27 Spline	\$494.08


Order No: WN-AR100649

Description	Retail
 Pressure Plate, Assembly Applications: 300, 301, 301A, 302, 400, 401, 401B, 1020, 1520, 1530, 2020, 2030, 2440, 2630, 2640 Features: 11", 23 Splines, 1-1/2" Hub, 0.82" Flywheel Step All With Independent PTO and No Reverser	\$232.50


Order No: WN-AR31906

Description	Retail
 Pressure Plate, Finger Applications: 3010, 3020, 4000, 4010, 4020, 4320 Features: 3 Required, Priced Each, Synchro, Clutch Operating	\$28.50

Order No: WN-AT16121

Description	Retail
 Pressure Plate, Assembly Applications: MC, 40, 1010, 420, 440 Features: 8.5", 3 Lever	\$192.18

Order No: WN-B161R


Description	Retail
 Clutch, Disc, Adjusting Spring Applications: B, 50, 520, 530	\$4.50

Order No: WN-CH11720

**Tractor: Transmission / Clutch / PTO / TA**

**Clutch: Pressure Plates**


Order No: WN-CH11720

 Description	Retail
Pressure Plate, Assembly Applications: 850, 950 Features: 850 S/N -16000, 950 S/N -20000	\$120.00


Order No: WN-R112385

Description	Retail
Clutch Disc Applications: 4030, 4040, 4230, 4240, 4430, 4440, 4050, 4055, 4250, 4255, 4450, 4455 Features: 12.140" OD, 6.940" ID, Transmission Clutch (4030, 4040, 4230, , 4240, 4430, 4440 w/Quad & Synchro), (4050, 4055, 4250, 4255, 4450, 4455 w/Quad)	\$132.76


Order No: WN-R26637

 Description	Retail
Clutch, Spring Applications: 500C, 510, 600, 700, 760, 2510, 2520, 3010, 3020, 4000, 4010, 4020, 4520, 4620, 5010, 5020, 6030 Features: Outer, 1.27" OD, 0.95" ID, 3.34"	\$2.07


Order No: WN-R26639

 Description	Retail
Pressure Plate, Finger, Spring Applications: 3010, 3020, 4010, 4020, 4320 Features: Synchro	\$4.13


Order No: WN-R26659

 Description	Retail
Pressure Plate, Spring Applications: 2510, 2520, 3010, 3020, 4000, 4010, 4020, 4320, 4520, 4620, 5010, 7020 Features: PTO, Pack of 3, Price Individually	\$5.39

Order No: WN-R26799

 Description	Retail
Pressure Plate, Plate, Front Applications: 600, 4010, 4020 Features: Synchro, Must Verify Casting # 600 S/N -145659	\$190.49

Order No: WN-R38185

 Description	Retail
Pressure Plate, Spring Applications: 1520, 1530, 2030, 2440, 2510, 2520, 2630, 2640, 3020, 4020, 4520, 4620, 5020, 6030, 7020 Features: Inner 7020 Shifter Spring	\$2.32


Order No: WN-R44831

Description	Retail
Pressure Plate, Rear, Clutch Applications: 4000, 4010, 4020 Features: PTO	\$122.83

Order No: WN-R46095

Description	Retail
Pressure Plate, Front Applications: 4000, 4020 Features: PTO	\$205.89


Order No: WN-R51391

 Description	Retail
Disc, Clutch, Plate Applications: 4000, 4020 Features: Traction	\$98.50


Order No: WN-R76732

 Description	Retail
Clutch Plate, Pin, Dowel Applications: 4040, 4230, 4240, 4430, 4440, 4630, 4640, 4840 Features: Used With R76731 Clutch Plate 4230 S/N 016359-, 4430 S/N 022373-, 4630 S/N 0008455-	\$20.25


Order No: WN-RE197482

 Description	Retail
Clutch Assembly Applications: 5415, 5415H, 5615, 5715, 5715HC, 5415N, 5425, 5625, 5725, 5425N, 5725N, 5425, 5625, 5725, 5525,	\$550.00


Order No: WN-RE197483

 Description	Retail
Clutch Assembly Applications: 5425, 5625, 5725, 5083E, 5093E, 5603, 5101E, 5083E, 5093E, 5225, 5325, 5425, 5525, 5625	\$550.00


Order No: WN-RE211277

 Description	Retail
Clutch Assembly Applications: 5200, 5210, 5220, 5300, 5310, 5310N, 5320, 5320N, 5400, 5410, 5415, 5420, 5420N, 5500, 5510, 5510N, 5520, 5520N, 5605, 5615, 5705, 5715 Features: With Traction Disc	\$695.00


Order No: WN-RE211280

 Description	Retail
Clutch Assembly Applications: 5210, 5310, 5410, 5510, 5220, 5320, 5420, 5520 Features: 5210 S/N 321724-, 5310 S/N 332791-, 5410 S/N 342453-, 5510 S/N 351745-, 5220 S/N 420000-, 5320 S/N 420001-, 5420 S/N 420001-, 5520 S/N 420001-	\$550.00

Order No: WN-RE66695


 Description	Retail
Clutch Assembly Applications: 5200, 5203S, 5210, 5300, 5310, 5310N, 5400, 5400N, 5410, 5415, 5415H, 5500, 5500N, 5510, 5510N, 5600, 5616, 5700, 5715, 5715HC	\$695.00

Order No: WN-RE67588

 Description	Retail
Pressure Plate Assembly Applications: 5200, 5300, 5400, 5500, 5210, 5310, 5410, 5510 Features: All New with 2 discs	\$695.00

**Packs: Assemblies**


Order No: WR-AL40808

 Description	Retail
Pack, Hi-Low Applications: 2040S, 2140, 2355, 2440, 2550, 2555, 2640, 2750, 2755, 2855, 2940, 2950, 2955 Features: 2640 S/N 341000-	\$2,100.00


Order No: WR-AR103421

Description	Retail
Pack, Power shift, Clutch Applications: 4050 s/n <-008768, 4250 s/n <-014989, 4450 s/n <-029226 Features: C1 and C2 Clutch Pack, 3/8" Bolts to Flywheel	\$1,850.00

Order No: WR-AR105732

 Description	Retail
Pack, Quad Hi/Lo Planet Pinion Carrier Applications: 4030, 4040, 4050, 4055, 4230, 4240, 4250, 4255, 4430 Features: with UPDATES 4030 s/n 15082-, 4230 s/n 034664-, 4430 s/n 60932-	\$2,300.00

Order No: WR-AR105733

 Description	Retail
Pack, Quad Hi/Lo Planet Pinion Carrier Applications: 4440, 4350, 4450, 4455 Features: with straight cut gears	\$2,100.00

Order No: WR-AR49426


John Deere®



**Tractor: Transmission / Clutch / PTO / TA**

**Packs: Assemblies**

**Order No: WR-AR49426**

 Description	Retail
Pack, Power Shift, Brake Applications: 4520, 4620, 4630	\$3,500.00

**Order No: WR-AR53205**

 Description	Retail
Pack, Power Shift, Clutch Applications: 4000, 4020 Features: With PTO 4020 s/n-200999, 4020 s/n201000-	\$2,250.00


**Order No: WR-AR53210**

Description	Retail
Pack, Power Shift, Clutch Applications: 3020 Features: w/PTO 3020 s/n-122999	\$2,000.00


**Order No: WR-AR53211**

Description	Retail
Pack, Power Shift, Brake Applications: 3020 Features: 3020 S/N -122999	\$2,250.00


**Order No: WR-AR59237**

 Description	Retail
Front Power Shift Pack Applications: 4230 Features: Carefully Disassembled, Cleaned & Inspected	\$2,500.00

**Order No: WR-AR67978**

 Description	Retail
Quad Pack Hi Lo Planet Pinion Carrier Applications: 4030, 4230, 4430 Features: 4030 s/n -15081, 4230 s/n -034663, 4430 s/n -060941	\$2,100.00

**Order No: WR-AR75139**

 Description	Retail
Pack, Quad Applications: 4440 Features: Early production	\$2,100.00

**Order No: WR-AR82381**

Description	Retail
Pack, Quad Applications: 4630 Features: 4630 s/n 025361-	\$2,250.00

**Order No: WR-AR82382**

 Description	Retail
Pack, Quad Applications: 4630 Features: 4630 s/n -025360	\$2,100.00


**Order No: WR-AR82503**

Description	Retail
Pack, Power Shift, Clutch Applications: 4040	\$2,250.00

**Order No: WR-AR83088**

 Description	Retail
Pack, Quad Applications: 4640	\$2,600.00

**Order No: WR-AR89858**

 Description	Retail
Pack, Power Shift, Brake Applications: 4000, 4020, 4230, JD440, JD540 Features: 4000 s/n 201000-, 4020 s/n 201000-	\$2,500.00


**Order No: WR-AR89863**

 Description	Retail
Pack, Power shift, Brake Applications: 4640, 4840	\$4,000.00

**Order No: WR-AR90515**

 Description	Retail
Pack, Power Shift, Clutch Applications: 4520, 4620 Features: with PTO	\$3,250.00


**Order No: WR-AR90517**

 Description	Retail
Pack, Power Shift, Clutch Applications: 4630	\$2,950.00


**Order No: WR-AR97024**

Description	Retail
Pack, Quad Applications: 8430, 8440, 8630, 8640 Features: Early Production with Straight Cut Gear	\$1,650.00


**Order No: WR-AR98254**

 Description	Retail
Pack, Power Shift, Brake Applications: 4020, 570, 570A, 570B Features: 4020 S/N -200999	\$2,400.00


**Order No: WR-RE12772**

 Description	Retail
Pack, Quad Applications: 8430, 8440, 8450, 8630, 8640, 8650 Features: UPDATED with Helical Cut Gear	\$2,750.00


**Order No: WR-RE17363**

 Description	Retail
Pack, Power Shift, Brake Applications: 4240	\$3,250.00


**Order No: WR-RE17687**

 Description	Retail
Pack, Power Shift, Brake Applications: 4050E, 4055E, 4250E, 4255E, 4450, 4455, 4455E Features: with UPDATES	\$6,000.00


**Order No: WR-RE19050**

 Description	Retail
Pack, Power Shift, Brake Applications: 4050, 4055, 4250, 4255 Features: with UPDATES	\$4,750.00


**Order No: WR-RE19052**

 Description	Retail
Pack, Power Shift, Clutch Applications: 4240	\$2,500.00

**Order No: WR-RE19053**

 Description	Retail
Pack, Power Shift, Clutch Applications: 4430	\$2,500.00

**Order No: WR-RE19056**

 Description	Retail
Pack, Power shift, Brake Applications: 4430, 4440	\$2,950.00


**Order No: WR-RE20117**

 Description	Retail
Pack, Power Shift Brake Applications: 4450 Features: Early Production	\$4,750.00

**Order No: WR-RE20138**

 Description	Retail
Pack, Power Shift, Clutch Applications: 4440	\$2,750.00

**Order No: WR-RE20139**

 Description	Retail
Front Power Shift Pack Applications: 4640, 4840 Features: Serial # W1687	\$2,750.00


John Deere®

**Tractor: Transmission / Clutch / PTO / TA**


**Packs: Assemblies**

Order No: WR-RE20139

Order No: WR-RE237934

Description	Retail
 Pack, Power Shift, Brake Applications: 4555, 4560, 4650, 4755, 4760, 4850, 4955, 4960 Features: with UPDATES Carefully Disassembled Cleaned & Inspected All bearings, races, bushings and seals are replaced with quality new parts	\$6,500.00


Order No: WR-RE25701

Description	Retail
 Pack, Power Shift, Clutch Applications: 4650, 4850 Features: C1 and C2 Clutch Pack, 3/8" Bolts to Flywheel 4650 s/n <-016910, 4850 s/n <-013638	\$1,850.00

Order No: WR-RE27193


Description	Retail
Front Power Shift Pack Applications: 4050, 4055, 4250, 4255, 4450, 4455 Features: C1 and C2 Clutch Pack, 1/2" Bolts to Flywheel 4050 s/n 8768->, 4250 s/n 14990->, 4450 s/n 029227->	\$2,250.00

Order No: WR-RE27194


Description	Retail
 Front Power Shift Pack Applications: 4555, 4560, 4650, 4755, 4760, 4850, 4955, 4960 Features: C1 and C2 Clutch Pack, 1/2" Bolts to Flywheel 4650 s/n 16911- later, 4850 s/n 136339 - later	\$2,500.00

**Packs: Brake Pack Parts**


Order No: WN-399933C91

Description	Retail
 Bearing Cone Applications: 6620, 7720, 8820, 9400, 9500, 9600, CTS, 9410, 9510, 9610, CTSII, 9450, 9550, 9650, 9650CTS, 9650STS, 9750STS, 9860STS, 9560, 9660, 9660CTS, 9660STS, 9760STS, 9560STS, 9570STS, 9870STS, 9670STS, 9770STS, S550, S660, S670, S680, S690, S670HM, S680HM, S690HM Features: Tractor: 7600, 7700, 7800, 7710, 7810, 7720, 7820, 7920, 7330, 7530, 6170R, 6190R, 6210R, 6140R, 6150R, 6150RH, 6150M, 6170M, 6175R, 6195R, 6215R, 6145R, 6155R, 6155RH, 7500, 7405, 6140J, 6155J, 7505, 7420, 7520, 7200R, 7215R, 7230R, 7260R, 7280R, 7630, 7730, 7830, 7930, 7210R, 7230R, 7250R, 7270R, 7290R, 7290R, 6155M, 6175M, 6195M,	\$9.00


Order No: WN-AR94152

Description	Retail
 Planetary, Pinion Gear Applications: 4555, 4560, 4650, 4755, 4760, 4850, 4955, 4960 Features: Brake Pack, Power shift, 36 & 34 Splines, 1st Planet Sun	\$204.00

Order No: WN-AR94153


Description	Retail
 Planetary, Pinion Gear Applications: 4555, 4560, 4650, 4755, 4760, 4850, 4955, 4960 Features: Brake Pack, Power shift, 27 & 26 Splines, 3rd Planet Sun	\$195.00

Order No: WN-R112072


Description	Retail
 Planetary, Pinion Gear Applications: 4555, 4560, 4650, 4755, 4760, 4850, 4955, 4960, 6620, 7720, 8820	\$75.00

Features: Brake Pack, Power shift, 16 & 26 Teeth, 1st & 2nd Planet


Order No: WN-R112073

Description	Retail
 Planetary, Ring Gear Applications: 4555, 4560, 4650, 4755, 4760, 4850, 4955, 4960 Features: Brake Pack, Power shift, 104 & 69 Teeth, 1st Planet, B1	\$285.00


Order No: WN-R127271

Description	Retail
 Sun Gear Applications: 7600, 7700, 7800, 7610, 7710, 7810 Features: B4, B5 Piston Housing	\$218.00


Order No: WN-R227405

Description	Retail
 Brake Disc Applications: 2510, 2520, 3020, 3020, 4000, 4020, 4230, 4430 Features: 95 ID Splines, 11.626" OD, 9.67"ID 3020 S/N -122999, 3020 S/N 123000-, 4000 S/N 201000-, 4020 S/N -200999, 4230 S/N -028120, 4430 S/N -044988	\$34.00

Order No: WN-R33079

Description	Retail
 Shaft, Pinion Applications: CTS, CTS II, 6620, 7720, 8820, 9400, 9410, 9450, 9500, 9501, 9510, 9510SH, 9550, 9550SH, 9560, 9600, 9610, 9650, 9650CTS, 9650STS, 9750STS Features: Standard Capacity Gear Box	\$9.00

Order No: WN-R46417

Description	Retail
 Disc, Clutch, Plate Applications: 4520, 4555, 4560, 4620, 4630, 4640, 4650, 4755, 4760, 4840, 4850, 4955, 4960 Features: 4th Brake Pack, Steel, Piston Return, 12-11/16"OD, 10-1/2"ID, Powershift	\$52.94

Order No: WN-R46419

Description	Retail
Disc, Clutch Applications: 4430, 4520, 4620, 4630, 8430, 8440, 8450, 8630, 8640, 8650, 8850 Features: 7.775" OD, 5.430" ID	\$19.46


Order No: WN-R50152

Description	Retail
Power shift, Plate Applications: 4030, 4040, 4050, 4055, 4230, 4240, 4250, 4255, 4430, 4440, 4450, 4455, 4555, 4560, 4630, 4640, 4650, 4755, 4760, 8430, 8440, 8450, 8630, 8640 Features: 6.740" ID, Also Used Quad Pack	\$17.86


Order No: WN-R70856

Description	Retail
Brake, Disc Applications: 4050, 4055, 4250, 4255, 4450, 4455, 4555, 4560, 4650, 4755, 4760, 4850, 4955, 4960 Features: 5.750" Outer Diameter, 3.897" Inner Diameter, PTO	\$22.85

Order No: WN-R71578

Description	Retail
 Planetary, Pinion Gear Applications: 4555, 4560, 4650, 4755, 4760, 4850, 4955, 4960 Features: Brake Pack, Power shift, 21 & 20 Splines, 2nd Planet Sun	\$48.00

Order No: WN-R71581

Description	Retail
 Planetary, Pinion Gear Applications: 4555, 4560, 4650, 4755, 4760, 4850, 4955, 4960	\$55.00

**Tractor: Transmission / Clutch / PTO / TA**

**Packs: Brake Pack Parts**

**Order No: WN-R71581**

Features: Brake Pack, Power shift, 14 Teeth, 3rd Planet

**Order No: WN-R71582**



**Description** **Retail**  
Planetary, Pinion Gear \$75.00  
Applications: 4555, 4560, 4650, 4755, 4760, 4850, 4955, 4960  
Features: Brake Pack, Power shift, 21 Teeth, 4th Planet

**Order No: WN-R71753**



**Description** **Retail**  
Planetary, Ring Gear \$350.00  
Applications: 4555, 4560, 4650, 4755, 4760, 4850, 4955, 4960  
Features: 2nd Planetary, 100 Ext. Teeth, 72 Int.Splines, 1 3/8" Thick

**Order No: WN-R71754**



**Description** **Retail**  
Planetary, Ring Gear \$385.00  
Applications: 4555, 4560, 4650, 4755, 4760, 4850, 4955, 4960  
Features: Brake Pack, Power shift, 62 Teeth, 105 Splines, 3rd Planet, B3

**Order No: WN-RE17691**



**Description** **Retail**  
Planetary, Carrier \$795.00  
Applications: 4650, 4850, 4555, 4755, 4955, 4560, 4760, 4960  
Features: With Bushings

**Order No: WN-RE17691ASSY**



**Description** **Retail**  
Planetary, Carrier, Assembly \$2,495.00  
Applications: 4555, 4560, 4650, 4755, 4760, 4850, 4955, 4960  
Features: Power shift Pack 4650 S/N 007194-, 4850 S/N 007615-

**Order No: WN-RE17692**



**Description** **Retail**  
Planetary, Pinion Shaft \$43.75  
Applications: 4650, 4850, 4555, 4755, 4955, 4560, 4760, 4960

**Order No: WN-RE234259**



**Description** **Retail**  
Pack, Power shift, Brake, Disc \$35.00  
Applications: 4520, 4555, 4560, 4620, 4630, 4640, 4650, 4755, 4760, 4840, 4850, 4955, 4960, 7600, 7700, 7800, 4455, 6810, 6910, 7610  
Features: 104 Splines (4520, 4555, 4560, 4620, 4630, 4640, 4650, 4755, 4760, 4840, 4850, 4955, 4960, 7600, 7700, 7800, All w/ Power shift)

**Order No: WN-RE234261**



**Description** **Retail**  
Brake, Disc \$22.00  
Applications: 4560, 4630, 4640, 4650, 4755, 4760, 4840, 4850, 4955, 4960, 6110, 6120, 6200, 6210, 6215, 6220, 6300, 6310, 6320, 6400, 6410, 6415, 6420, 6500, 7200, 7210, 7220, 7320, 7400, 7410, 7420, 7510, 7520, 7600, 7610, 7700, 7710, 7720, 7800, 7810, 7820, 7920, 8440, 8450, 8630, 8640, 8650, 8850  
Features: 42 Splines, 5.25" ID, 7.76" OD, 0.130" Thick Additional Models: 4050, 4055, 4240, 4250, 4255, 4430, 4440, 4450, 4455, 4555 4630 S/N 016988-, 7700 S/N -043124, 8430 Years 1974-1981

**Order No: WN-RE29815**



**Description** **Retail**  
Brake, Disc \$23.07  
Applications: 4030, 4040, 4050, 4055, 4230, 4240, 4250, 4255, 4430, 4440, 4450, 4455, 4555, 4560, 4630, 4640, 4650, 4755, 4760, 8430, 8440, 8450, 8630, 8640  
Features: 7.770" Outer Diameter, 6.750" Inner Diameter, Quad Pack

**Order No: WN-RE29816**



**Description** **Retail**  
Brake Piston Clutch Drum Disc \$10.50  
Applications: 4030, 4040, 4050, 4055, 4230, 4240, 4250, 4255, 4430, 4440, 4450, 4455, 4555, 4560, 4630, 4640, 4755, 4760, 4955, 4960, 8430, 8440, 8450, 8630, 8650, 8850  
Features: 45 Internal Splines, 5.256" OD, PTO/Hi-Lo Quad Pack

**Order No: WN-RE33706**

**Description** **Retail**  
Planetary, Disc \$31.63  
Applications: 4050, 4055, 4250, 4255, 4450, 4455, 4555, 4560, 4650, 4755, 4760, 4850, 4955, 4960, 7600, 7610, 7700, 7710, 7800, 7810, 8560, 8570, 8760, 8770  
Features: 9.530" OD, 8.430" ID, Input, 4 WD 24 Speed Power sync

**Order No: WN-RE51473**



**Description** **Retail**  
Planetary, Pinion Gear \$125.00  
Applications: 4555, 4560, 4650, 4755, 4760, 4850, 4955, 4960  
Features: Brake Pack, Power shift, 19 Teeth, 4th Planet Sun

**Order No: WN-T28665**



**Description** **Retail**  
Power shift, Plate \$54.03  
Applications: 1020, 1520, 1530, 2020, 2030, 2240, 2440, 2630, 2640, 2840  
Features: 4.917" Outer Diameter, 3.903" Inner Diameter All with Ind PTO

**Packs: Clutch Pack Parts**

**Order No: WN-A4391R**



**Description** **Retail**  
Disc, Clutch \$167.00  
Applications: 60

**Order No: WN-AL38238**



**Description** **Retail**  
Disc, Clutch \$19.50  
Applications: 2240, 2355, 2355N, 2440, 2555, 2640, 2755, 2855, 2940  
Features: 6.608" Inner Diameter, 7.560" Outer Diameter, Inner 2240 Late, 2440 Late, 2640 Late

**Order No: WN-AR39128**



**Description** **Retail**  
Disc, Brake \$12.00  
Applications: 1020, 1520, 1530, 2020, 2030, 2155, 2240, 2355, 2440, 2630, 2640, 2840, 4030, 4230, 4430, 4630  
Features: Hi-Lo Clutch Disc, 45 Internal Splines, 5.25" OD, Inner (4030 S/N -011988, 4230 S/N -026633, 4430, 4630, All w/ Quad)

**Order No: WN-AR55661**



**Description** **Retail**  
Transmission Disc \$159.71  
Applications: 500, 500A, 500B, 500C, 3010, 3020  
Features: 12", 5 Button, 16 Spline, 1.0625" Spline Diameter 3020 S/N 068000-

**Order No: WN-AR85312**


John Deere®




**Tractor: Transmission / Clutch / PTO / TA**

**Packs: Clutch Pack Parts**


Order No: WN-AR85312

 Description	Retail
Planetary Carrier Applications: 4640, 4840, JD740, 743, 770, 770A, 772A Features: Less Pins	\$850.00


Order No: WN-AR90457

 Description	Retail
Manifold, Trans Clutch Oil; W/ Bushing Applications: 4240, 4430, 4440, 670, 670A, 672A Features: Power shift	\$499.71

Order No: WN-AR94519

 Description	Retail
Disc, Clutch Applications: 4050, 4055, 4250, 4255, 4450, 4455, 4555, 4560, 4650, 4755, 4760, 4850 Features: 48 Internal Splines, 6.170"OD, 5.884"ID, C1/C2, 4WD Traction/PTO	\$53.63

Order No: WN-AR95827

 Description	Retail
Disc, Clutch Applications: 4030, 4040, 4050, 4055, 4230, 4240, 4250, 4255, 4430, 4440, 4450, 4455, 4555, 4560, 4630, 4640, 4650, 4755, 4760, 8430, 8440, 8450, 8630, 8640 Features: 48 Internal Splines, 12.037" O.D., 7.010" I.D.	\$60.07


Order No: WN-B3020R

 Description	Retail
Disc, Clutch Applications: 50 Features: Drive	\$205.00


Order No: WN-B3731R

Description	Retail
Disc, Clutch Applications: 520, 530 Features: Drive Disc	\$209.00


Order No: WN-R127466

 Description	Retail
Reverser Clutch Pack Plate Applications: 5200, 5300, 5400, 5500, 5210, 5310, 5410, 5510, 5425, 5725, 5093E, 5220, 5320, 5420, 5520, 5603, 5101E, 5083E, 5093E, 5083EN, 5093EN, 5101EN, 5325N, 5525N, 5225, 5325, 5425, 5525, 5625	\$29.00


Order No: WN-R137912

 Description	Retail
Clutch Drum Piston Packing Applications: 5200, 5300, 5400, 5500, 5210, 5310, 5410, 5510, 5425, 5725, 5093E, 5220, 5320, 5420, 5520, 5603, 5101E, 5083E, 5093E, 5083EN, 5093EN, 5101EN, 5325N, 5525N, 5225, 5325, 5425, 5525, 5625	\$12.00


Order No: WN-R27727

 Description	Retail
Transmission Plate Applications: 2010, 2520, 4000, 4010, 4020, 4320, 4030, 4230, 4430 Features: 4.125" Outer Diameter, 3.152" Inner Diameter, Steel (2010, 2520, 4000, 4010, 4020, 4320, All w/ Synchro), (4030, 4230 S/N -037595, 4430 S/N -066737, All w/ Synchro/Quad) 4.125" O.D.; 3.152" I.D.; 3.152" inside, 4.125" outside (Spline Diameter )	\$6.00


Order No: WN-R43217

 Description	Retail
Planetary, Carrier, Pin Applications: 4520, 4620, 4630, 4640, 4840, JD740, 740A, 743, 743A, JD760, 770, 770A, 772A Features: 3.250" Long, 0.8125" OD	\$7.50


Order No: WN-R46391

 Description	Retail
Disc, Clutch, Plate Applications: 2510, 2520, 3020, 4000, 4020, 4040, 4050, 4055, 4230, 4240, 4250, 4255, 4430, 4450, 4455, 4555, 4560, 4650, 4755, 4760, 4850, 4960, 8560, 8570 Features: Flat, 7.032" OD, 4.752" ID, .120" T	\$20.00


Order No: WN-R46416

 Description	Retail
Disc, Clutch, Plate Applications: 4430, 4520, 4555, 4560, 4620, 4630, 4640, 4650, 4755, 4760, 4840, 4850, 4955, 4960, 4760, 8850 Features: 4th Brake Pack, Steel Separator, 12-3/4" OD, 10-1/2" ID, Powershift (4520, 4555, 4560, 4620, 4630, 4640, 4650, 4755, 4760, 4840, 4850, 4955, 4960, All w/ Power shift Trans), 4760 w/ Quad Trans	\$44.00

Order No: WN-R46418

 Description	Retail
Disc, Clutch, Plate Applications: 4240, 4430, 4440, 4520, 4620, 4630, 4630, 4640, 4840 Features: Flat Steel, 7.78" O.D., 5.43" I.D., 0.120" Thick 4430 S/N 044989-, 4630 S/N -016987, 4840, All w/ Power shift	\$17.00

Order No: WN-R48236

 Description	Retail
Disc, Clutch, Plate Applications: 2510, 2520, 3020, 4000, 4020, 4040, 4050, 4050E, 4055, 4230, 4240, 4250, 4250E, 4255, 4430, 4440, 4450, 4455 Features: 11.62" Outer Diameter, 9.7" Inner Diameter, Steel Separator All Models with Power Shift: 2510, 2520, 3020, 4000 S/N 201000-, 4020, 4040, 4050, 4050E, 4055, 4230, 4240, 4250, 4250E, 4255, 4430, 4440, 4450, 4455	\$48.00

Order No: WN-R56548

Description	Retail
Disc, Clutch Applications: 4050, 4240, 4250, 4430, 4440, 4450, 4630, 4640, 4650, 4840, 4850 Features: Wavy, Steel, 7.770" Outer Diameter, 5.440" Inner Diameter 4050, 4240, 4250, 4430, 4440, 4450, 4630, 4640, 4650, 4840, 4850 All with Power shift	\$24.28

Order No: WN-R57345

Description	Retail
PTO Clutch and Brake Plate Applications: 2240, 2440, 2520, 2640, 3020, 4000, 4020, 4050, 4055, 4250, 4255, 4430, 4440 Features: 7.750" OD, 4.750" ID 6 Tabs 2240 (s/n 350000-later), 2440 (With Reverser Transmission), 2520 (With Power shift Transmission), 2640 (With Reverser Transmission), 3020 (s/n 091409-later), 4000 (s/n 201000-later), 4020 (s/n 201000-later), 4050 (With Power shift Transmission), 4055 (With Power shift Transmission), 4250 (With Power shift Transmission), 4255 (With Power shift Transmission), 4430 (With Power shift Transmission), 4440 (With Power shift Transmission), 60302240 Late	\$19.13

Order No: WN-R64197

Description	Retail
Disc, Clutch Applications: 1020, 1520, 1530 Late, 2020, 2030, 2155, 2240, 2355, 2355N, 2440, 2555, 2630, 2640, 2755, 2855, 2940, 2950, 2955, 3055, 3155, 3255	\$11.13

John Deere®

<b>Tractor: Transmission / Clutch / PTO / TA</b>					
<b>Packs: Clutch Pack Parts</b>					
<b>Order No: WN-R64197</b>					
Features: 5.250" Outer Diameter, 3.903" Inner Diameter					
<b>Order No: WN-R65053</b>					
	<table border="1"> <thead> <tr> <th>Description</th> <th>Retail</th> </tr> </thead> <tbody> <tr> <td>Planetary Carrier Pin Applications: 4520, 4620, 4630, 4640, 4840, JD740, JD760, 743, 770, 770A, 772A Features: 3.390" Long, 0.843" O.D. 4520 S/N 18930-, 4620, 4630 S/N 18930-</td> <td>\$15.00</td> </tr> </tbody> </table>	Description	Retail	Planetary Carrier Pin Applications: 4520, 4620, 4630, 4640, 4840, JD740, JD760, 743, 770, 770A, 772A Features: 3.390" Long, 0.843" O.D. 4520 S/N 18930-, 4620, 4630 S/N 18930-	\$15.00
Description	Retail				
Planetary Carrier Pin Applications: 4520, 4620, 4630, 4640, 4840, JD740, JD760, 743, 770, 770A, 772A Features: 3.390" Long, 0.843" O.D. 4520 S/N 18930-, 4620, 4630 S/N 18930-	\$15.00				
<b>Order No: WN-R71035</b>					
	<table border="1"> <thead> <tr> <th>Description</th> <th>Retail</th> </tr> </thead> <tbody> <tr> <td>Disc, Clutch Applications: 4050, 4055, 4250, 4255, 4450, 4455, 4555, 4560, 4650, 4755, 4760, 4850, 4955, 4960 Features: 5.192" Outer Diameter, 3.983" Inner Diameter, PTO</td> <td>\$10.32</td> </tr> </tbody> </table>	Description	Retail	Disc, Clutch Applications: 4050, 4055, 4250, 4255, 4450, 4455, 4555, 4560, 4650, 4755, 4760, 4850, 4955, 4960 Features: 5.192" Outer Diameter, 3.983" Inner Diameter, PTO	\$10.32
Description	Retail				
Disc, Clutch Applications: 4050, 4055, 4250, 4255, 4450, 4455, 4555, 4560, 4650, 4755, 4760, 4850, 4955, 4960 Features: 5.192" Outer Diameter, 3.983" Inner Diameter, PTO	\$10.32				
<b>Order No: WN-R71162</b>					
	<table border="1"> <thead> <tr> <th>Description</th> <th>Retail</th> </tr> </thead> <tbody> <tr> <td>Disc, Clutch Applications: 4050, 4055, 4250, 4255, 4450, 4455, 4555, 4560, 4650, 4755, 4760, 4850, 4955, 4960, All With Power Shift Transmission Features: 10.82" Outer Diameter, 8.437" Inner Diameter, Input Planetary</td> <td>\$28.13</td> </tr> </tbody> </table>	Description	Retail	Disc, Clutch Applications: 4050, 4055, 4250, 4255, 4450, 4455, 4555, 4560, 4650, 4755, 4760, 4850, 4955, 4960, All With Power Shift Transmission Features: 10.82" Outer Diameter, 8.437" Inner Diameter, Input Planetary	\$28.13
Description	Retail				
Disc, Clutch Applications: 4050, 4055, 4250, 4255, 4450, 4455, 4555, 4560, 4650, 4755, 4760, 4850, 4955, 4960, All With Power Shift Transmission Features: 10.82" Outer Diameter, 8.437" Inner Diameter, Input Planetary	\$28.13				
<b>Order No: WN-R77663</b>					
	<table border="1"> <thead> <tr> <th>Description</th> <th>Retail</th> </tr> </thead> <tbody> <tr> <td>Clutch Disc Applications: 4555, 4560, 4650, 4755, 4760, 4850, 4955 Features: 7.770" Outer Diameter, 5.440" Inner Diameter All With Power Shift</td> <td>\$17.86</td> </tr> </tbody> </table>	Description	Retail	Clutch Disc Applications: 4555, 4560, 4650, 4755, 4760, 4850, 4955 Features: 7.770" Outer Diameter, 5.440" Inner Diameter All With Power Shift	\$17.86
Description	Retail				
Clutch Disc Applications: 4555, 4560, 4650, 4755, 4760, 4850, 4955 Features: 7.770" Outer Diameter, 5.440" Inner Diameter All With Power Shift	\$17.86				
<b>Order No: WN-R85626</b>					
	<table border="1"> <thead> <tr> <th>Description</th> <th>Retail</th> </tr> </thead> <tbody> <tr> <td>Disc, Clutch Applications: 4050, 4055, 4250, 4255, 4450, 4455, 4555, 4560, 4650, 4755, 4760, 4850, 4955, 4960 Features: 10.995" Outer Diameter, 6.900" Inner Diameter, C1/C2 4050, 4055, 4250, 4255, 4450, 4455, 4555, 4560, 4650, 4755, 4760, 4850, 4955, 4960, (All with Power Shift Transmission)</td> <td>\$72.94</td> </tr> </tbody> </table>	Description	Retail	Disc, Clutch Applications: 4050, 4055, 4250, 4255, 4450, 4455, 4555, 4560, 4650, 4755, 4760, 4850, 4955, 4960 Features: 10.995" Outer Diameter, 6.900" Inner Diameter, C1/C2 4050, 4055, 4250, 4255, 4450, 4455, 4555, 4560, 4650, 4755, 4760, 4850, 4955, 4960, (All with Power Shift Transmission)	\$72.94
Description	Retail				
Disc, Clutch Applications: 4050, 4055, 4250, 4255, 4450, 4455, 4555, 4560, 4650, 4755, 4760, 4850, 4955, 4960 Features: 10.995" Outer Diameter, 6.900" Inner Diameter, C1/C2 4050, 4055, 4250, 4255, 4450, 4455, 4555, 4560, 4650, 4755, 4760, 4850, 4955, 4960, (All with Power Shift Transmission)	\$72.94				
<b>Order No: WN-RE23000</b>					
	<table border="1"> <thead> <tr> <th>Description</th> <th>Retail</th> </tr> </thead> <tbody> <tr> <td>Clutch Disk Applications: 1020, 2020, 2030, 2240, 2355, 2555, 2155, 2520, 2355N, 2520, 4040, 4230, 4430 Features: (1020, 2020, 2030, 2240 S/N 350000-, 2355, 2555, All w/ Reverser Tran)</td> <td>\$22.00</td> </tr> </tbody> </table>	Description	Retail	Clutch Disk Applications: 1020, 2020, 2030, 2240, 2355, 2555, 2155, 2520, 2355N, 2520, 4040, 4230, 4430 Features: (1020, 2020, 2030, 2240 S/N 350000-, 2355, 2555, All w/ Reverser Tran)	\$22.00
Description	Retail				
Clutch Disk Applications: 1020, 2020, 2030, 2240, 2355, 2555, 2155, 2520, 2355N, 2520, 4040, 4230, 4430 Features: (1020, 2020, 2030, 2240 S/N 350000-, 2355, 2555, All w/ Reverser Tran)	\$22.00				
<b>Order No: WN-RE234264</b>					
	<table border="1"> <thead> <tr> <th>Description</th> <th>Retail</th> </tr> </thead> <tbody> <tr> <td>Clutch &amp; PTO Disc Applications: 4030, 4230, 4630, 8430, 8630, 8850, 8450, 8650, 4040, 4240, 4440, 4640, 4840, 4050, 4250, 4450, 4650, 4850, 8440, 8640, 4055, 4255, 4455, 4555, 4755, 4955, 4560, 4760, 4960 Features: With Holes</td> <td>\$49.00</td> </tr> </tbody> </table>	Description	Retail	Clutch & PTO Disc Applications: 4030, 4230, 4630, 8430, 8630, 8850, 8450, 8650, 4040, 4240, 4440, 4640, 4840, 4050, 4250, 4450, 4650, 4850, 8440, 8640, 4055, 4255, 4455, 4555, 4755, 4955, 4560, 4760, 4960 Features: With Holes	\$49.00
Description	Retail				
Clutch & PTO Disc Applications: 4030, 4230, 4630, 8430, 8630, 8850, 8450, 8650, 4040, 4240, 4440, 4640, 4840, 4050, 4250, 4450, 4650, 4850, 8440, 8640, 4055, 4255, 4455, 4555, 4755, 4955, 4560, 4760, 4960 Features: With Holes	\$49.00				
<b>Order No: WN-RE28023</b>					
	<table border="1"> <thead> <tr> <th>Description</th> <th>Retail</th> </tr> </thead> <tbody> <tr> <td>Transmission Disc Applications: 4030, 4040, 4050, 4055, 4230, 4, 240, 4430, 4430, 4440, 4520, 4620, 4630, 4640, 4650, 4755, 4760, 4840, 8430, 8450, 8630, 8650, 8850 Features: Front Pack, 42 Internal Splines, 7.760" OD 4240, 4430, 4430 S/N -044988, 4440, 4520, 4620, 4630, 4640, 4840, All w/ Power shift</td> <td>\$44.00</td> </tr> </tbody> </table>	Description	Retail	Transmission Disc Applications: 4030, 4040, 4050, 4055, 4230, 4, 240, 4430, 4430, 4440, 4520, 4620, 4630, 4640, 4650, 4755, 4760, 4840, 8430, 8450, 8630, 8650, 8850 Features: Front Pack, 42 Internal Splines, 7.760" OD 4240, 4430, 4430 S/N -044988, 4440, 4520, 4620, 4630, 4640, 4840, All w/ Power shift	\$44.00
Description	Retail				
Transmission Disc Applications: 4030, 4040, 4050, 4055, 4230, 4, 240, 4430, 4430, 4440, 4520, 4620, 4630, 4640, 4650, 4755, 4760, 4840, 8430, 8450, 8630, 8650, 8850 Features: Front Pack, 42 Internal Splines, 7.760" OD 4240, 4430, 4430 S/N -044988, 4440, 4520, 4620, 4630, 4640, 4840, All w/ Power shift	\$44.00				
<b>Order No: WN-RE326609</b>					

	<table border="1"> <thead> <tr> <th>Description</th> <th>Retail</th> </tr> </thead> <tbody> <tr> <td>Disc, Clutch Applications: 4040, 4050, 4050E, 4055 Euro, 4055 North American, 4230, 4240, 4250, 4250E, 4255 Euro, 4255, 4440, 4450, 4455, 4555 Features: 54 Internal Teeth, 7" OD 4040, 4050, 4050E, 4055 Euro, 4055 North American, 4230, 4240, 4250, 4250E, 4255 Euro, 4255, 4440, 4450, 4455, 4555, All w/ Power shift</td> <td>\$19.00</td> </tr> </tbody> </table>	Description	Retail	Disc, Clutch Applications: 4040, 4050, 4050E, 4055 Euro, 4055 North American, 4230, 4240, 4250, 4250E, 4255 Euro, 4255, 4440, 4450, 4455, 4555 Features: 54 Internal Teeth, 7" OD 4040, 4050, 4050E, 4055 Euro, 4055 North American, 4230, 4240, 4250, 4250E, 4255 Euro, 4255, 4440, 4450, 4455, 4555, All w/ Power shift	\$19.00
Description	Retail				
Disc, Clutch Applications: 4040, 4050, 4050E, 4055 Euro, 4055 North American, 4230, 4240, 4250, 4250E, 4255 Euro, 4255, 4440, 4450, 4455, 4555 Features: 54 Internal Teeth, 7" OD 4040, 4050, 4050E, 4055 Euro, 4055 North American, 4230, 4240, 4250, 4250E, 4255 Euro, 4255, 4440, 4450, 4455, 4555, All w/ Power shift	\$19.00				
<b>Order No: WN-RE34784</b>					
	<table border="1"> <thead> <tr> <th>Description</th> <th>Retail</th> </tr> </thead> <tbody> <tr> <td>Transmission Disc Applications: 6410, 6410L, 6410S, 6010, 6100, 6110, 6110L, 6200, 6200L, 6210, 6210L, 6300, 6300L, 6310, 6310L, 6310S, 6400, 6400L, 6500, 6500L, 6506, 6510, 6510L, 6510S, 6600, 6610, 680, 6810, 6900, 6910, 6910S, 7200, 7210, 7400, 7410, 7600, 7610, 7700, 7710, 7800, 7810 Features: Power Quad Transmission (6100, 6200, 6200, 6300, 6300L, 6400, 6400L, 6500, 6500L, 6506, 6600, All s/n 128111) (6800, 6900 All s/n -128097) (7210, 7410, 7610, 7710, 7810 All s/n -128054)</td> <td>\$32.32</td> </tr> </tbody> </table>	Description	Retail	Transmission Disc Applications: 6410, 6410L, 6410S, 6010, 6100, 6110, 6110L, 6200, 6200L, 6210, 6210L, 6300, 6300L, 6310, 6310L, 6310S, 6400, 6400L, 6500, 6500L, 6506, 6510, 6510L, 6510S, 6600, 6610, 680, 6810, 6900, 6910, 6910S, 7200, 7210, 7400, 7410, 7600, 7610, 7700, 7710, 7800, 7810 Features: Power Quad Transmission (6100, 6200, 6200, 6300, 6300L, 6400, 6400L, 6500, 6500L, 6506, 6600, All s/n 128111) (6800, 6900 All s/n -128097) (7210, 7410, 7610, 7710, 7810 All s/n -128054)	\$32.32
Description	Retail				
Transmission Disc Applications: 6410, 6410L, 6410S, 6010, 6100, 6110, 6110L, 6200, 6200L, 6210, 6210L, 6300, 6300L, 6310, 6310L, 6310S, 6400, 6400L, 6500, 6500L, 6506, 6510, 6510L, 6510S, 6600, 6610, 680, 6810, 6900, 6910, 6910S, 7200, 7210, 7400, 7410, 7600, 7610, 7700, 7710, 7800, 7810 Features: Power Quad Transmission (6100, 6200, 6200, 6300, 6300L, 6400, 6400L, 6500, 6500L, 6506, 6600, All s/n 128111) (6800, 6900 All s/n -128097) (7210, 7410, 7610, 7710, 7810 All s/n -128054)	\$32.32				
<b>Order No: WN-RE36170</b>					
	<table border="1"> <thead> <tr> <th>Description</th> <th>Retail</th> </tr> </thead> <tbody> <tr> <td>Clutch Disc Applications: 2510, 2520, 3020, 4020, 4030, 4040, 4050, 4055, 4230, 4240, 4250, 4255, 4320, 4430, 4440, 4450, 4455 Features: 55 Splines, 4.327" OD, Tranny Drive Shaft Synchronizer Transmission Drive Shaft Assembly Disc: 2520 (With Syncrorange Transmission), 4030, 4040 (With Quad, Syncrorange &amp; Creeper Transmission), 4050 (With Quad, MFWD), 4055 (With Quad, MFWD, Qty 8), 4230 (s/n 037596-later, Syncrorange, Quad), 4240 (With Quad, Synchro &amp; Creeper), 4250 (With Quad, MFWD), 4255 (With Quad, MFWD), 4430 (s/n 066738-later, Quad &amp; Synchro), 4440 (With Quad, Synchro &amp; Creeper), 4450 (With Quad, MFWD), 4455 (With Quad, MFWD)</td> <td>\$12.89</td> </tr> </tbody> </table>	Description	Retail	Clutch Disc Applications: 2510, 2520, 3020, 4020, 4030, 4040, 4050, 4055, 4230, 4240, 4250, 4255, 4320, 4430, 4440, 4450, 4455 Features: 55 Splines, 4.327" OD, Tranny Drive Shaft Synchronizer Transmission Drive Shaft Assembly Disc: 2520 (With Syncrorange Transmission), 4030, 4040 (With Quad, Syncrorange & Creeper Transmission), 4050 (With Quad, MFWD), 4055 (With Quad, MFWD, Qty 8), 4230 (s/n 037596-later, Syncrorange, Quad), 4240 (With Quad, Synchro & Creeper), 4250 (With Quad, MFWD), 4255 (With Quad, MFWD), 4430 (s/n 066738-later, Quad & Synchro), 4440 (With Quad, Synchro & Creeper), 4450 (With Quad, MFWD), 4455 (With Quad, MFWD)	\$12.89
Description	Retail				
Clutch Disc Applications: 2510, 2520, 3020, 4020, 4030, 4040, 4050, 4055, 4230, 4240, 4250, 4255, 4320, 4430, 4440, 4450, 4455 Features: 55 Splines, 4.327" OD, Tranny Drive Shaft Synchronizer Transmission Drive Shaft Assembly Disc: 2520 (With Syncrorange Transmission), 4030, 4040 (With Quad, Syncrorange & Creeper Transmission), 4050 (With Quad, MFWD), 4055 (With Quad, MFWD, Qty 8), 4230 (s/n 037596-later, Syncrorange, Quad), 4240 (With Quad, Synchro & Creeper), 4250 (With Quad, MFWD), 4255 (With Quad, MFWD), 4430 (s/n 066738-later, Quad & Synchro), 4440 (With Quad, Synchro & Creeper), 4450 (With Quad, MFWD), 4455 (With Quad, MFWD)	\$12.89				
<b>Order No: WN-RE37011</b>					
	<table border="1"> <thead> <tr> <th>Description</th> <th>Retail</th> </tr> </thead> <tbody> <tr> <td>PTO, Clutch Disc Applications: 1020, 1530, 2020, 2030, 2040, 2240, 2840 Features: 45 Internal Teeth, 5.25"OD Depending upon application 8 to 10 are required.</td> <td>\$6.50</td> </tr> </tbody> </table>	Description	Retail	PTO, Clutch Disc Applications: 1020, 1530, 2020, 2030, 2040, 2240, 2840 Features: 45 Internal Teeth, 5.25"OD Depending upon application 8 to 10 are required.	\$6.50
Description	Retail				
PTO, Clutch Disc Applications: 1020, 1530, 2020, 2030, 2040, 2240, 2840 Features: 45 Internal Teeth, 5.25"OD Depending upon application 8 to 10 are required.	\$6.50				
<b>Order No: WN-RE37104</b>					
	<table border="1"> <thead> <tr> <th>Description</th> <th>Retail</th> </tr> </thead> <tbody> <tr> <td>Disc, Clutch Applications: 2010, 2520, 4000, 4010, 4020, 4430, 4030, 4230, 4430 Features: 55 Teeth, 4.327" OD, Transmission Drive Shaft Synchronizer (2010, 2520, 4000, 4010, 4020, 4430, All Synchro Range), (4030, 4230 S/N -037595, 4430 S/N -066737, All Synchro/Quad)</td> <td>\$10.00</td> </tr> </tbody> </table>	Description	Retail	Disc, Clutch Applications: 2010, 2520, 4000, 4010, 4020, 4430, 4030, 4230, 4430 Features: 55 Teeth, 4.327" OD, Transmission Drive Shaft Synchronizer (2010, 2520, 4000, 4010, 4020, 4430, All Synchro Range), (4030, 4230 S/N -037595, 4430 S/N -066737, All Synchro/Quad)	\$10.00
Description	Retail				
Disc, Clutch Applications: 2010, 2520, 4000, 4010, 4020, 4430, 4030, 4230, 4430 Features: 55 Teeth, 4.327" OD, Transmission Drive Shaft Synchronizer (2010, 2520, 4000, 4010, 4020, 4430, All Synchro Range), (4030, 4230 S/N -037595, 4430 S/N -066737, All Synchro/Quad)	\$10.00				
<b>Order No: WN-RE37119</b>					
	<table border="1"> <thead> <tr> <th>Description</th> <th>Retail</th> </tr> </thead> <tbody> <tr> <td>Disc, Clutch, Kit Applications: 2010, 2520, 3010, 3020, 4000, 4010, 4020, 4030, 4230, 4320, 4430 Features: Synchronizer Kit, Contains 2-R27727, 3-RE37104 (2010, 2520, 3010, 3020, 4000, 4010, 4020, 4320, 4430, All Synchro Range), (4030, 4230 S/N -037595, 4430 S/N -066737, All w/Synchro/Qua</td> <td>\$44.00</td> </tr> </tbody> </table>	Description	Retail	Disc, Clutch, Kit Applications: 2010, 2520, 3010, 3020, 4000, 4010, 4020, 4030, 4230, 4320, 4430 Features: Synchronizer Kit, Contains 2-R27727, 3-RE37104 (2010, 2520, 3010, 3020, 4000, 4010, 4020, 4320, 4430, All Synchro Range), (4030, 4230 S/N -037595, 4430 S/N -066737, All w/Synchro/Qua	\$44.00
Description	Retail				
Disc, Clutch, Kit Applications: 2010, 2520, 3010, 3020, 4000, 4010, 4020, 4030, 4230, 4320, 4430 Features: Synchronizer Kit, Contains 2-R27727, 3-RE37104 (2010, 2520, 3010, 3020, 4000, 4010, 4020, 4320, 4430, All Synchro Range), (4030, 4230 S/N -037595, 4430 S/N -066737, All w/Synchro/Qua	\$44.00				
<b>Order No: WN-RE63332</b>					
	<table border="1"> <thead> <tr> <th>Description</th> <th>Retail</th> </tr> </thead> <tbody> <tr> <td>Reverser Clutch Pack Disc Applications: 5200, 5300, 5400, 5500, 5210, 5310, 5410, 5510, 5425, 5725, 5093E, 5220, 5320, 5420, 5520, 5603, 5101E, 5083E, 5093E, 5083EN,</td> <td>\$39.00</td> </tr> </tbody> </table>	Description	Retail	Reverser Clutch Pack Disc Applications: 5200, 5300, 5400, 5500, 5210, 5310, 5410, 5510, 5425, 5725, 5093E, 5220, 5320, 5420, 5520, 5603, 5101E, 5083E, 5093E, 5083EN,	\$39.00
Description	Retail				
Reverser Clutch Pack Disc Applications: 5200, 5300, 5400, 5500, 5210, 5310, 5410, 5510, 5425, 5725, 5093E, 5220, 5320, 5420, 5520, 5603, 5101E, 5083E, 5093E, 5083EN,	\$39.00				

John Deere®


**Tractor: Transmission / Clutch / PTO / TA**

**Packs: Clutch Pack Parts**


**Order No: WN-RE63332**

5093EN, 5101EN, 5325N, 5525N, 5225, 5325, 5425, 5525, 5625


**Order No: WN-T20790**

 Description	Retail
Disc, Clutch Applications: 340D, 350, 350B, 350C, 350D, 355D, 440D, 448D, 540D, 548D, 640D, 648D	\$25.00

**Order No: WN-T21315**

 Description	Retail
Disc, Clutch, Plate Applications: 350, 350B, 350C, 350D, 355D, 400G Features: 350C S/N -752882	\$20.00

**Order No: WN-T28664**

 Description	Retail
PTO, Plate Applications: 1020, 1520, 1530, 2020, 2030, 2040, 2155, 2240, 2355, 2355N, 2440, 2555, 2630, 2755, 2840, 2855, 2940	\$9.00


**Order No: WR-AR102648**

Description	Retail
Clutch, Input Planetary Applications: 4650 s/n -016910, 4850 s/n -13638 Features: Does Not Include Planetary Gear Set	\$1,250.00

**Order No: WR-AR104142**

Description	Retail
Clutch, Input Planetary Applications: 4050 s/n -20130, 4250 s/n -20130, 4450 s/n -20130 Features: Does Not Include Planetary Gear Set	\$1,750.00

**Order No: WR-RE35456**


 Description	Retail
Clutch, Input, Power Shift Applications: 4555, 4560, 4650, 4755, 4760, 4850, 4955, 4960 Features: Does Not Include Planetary Gear Set	\$1,625.00

**Order No: WR-RE45450**


Description	Retail
Clutch, Input, Power Shift Applications: 4050, 4250, 4450, 4055, 4255, 4455 Features: Does Not Include Planetary Gear Set 4050 s/n 20131-, 4250 s/n 20131-, 4450 s/n 20131-	\$1,500.00

**Packs: Hi-Lo Pack Parts**

**Order No: WN-AL69559**


 Description	Retail
Disc, Clutch Applications: 2355, 2355N, 2555, 2755, 2855, 2955, 3055, 3155, 3255 Features: Hi-Lo Trans., 45 Internal Splines, 5.250" Outer Diameter	\$12.38

**Order No: WN-AR108105**


 Description	Retail
PTO, Disc Applications: 1020, 1520, 2020, 2030, 2630, 1530, 2240, 2240, 2640, 2940, 2955 Features: 45 Internal Splines, 5.250" O.D., Hi-Lo Replacement Disc (1020, 1520, 2020, 2030, 2630, All with Hi-Lo Shift), (2240, 2640, All with Independent 540-1000 PTO Hi-Lo Trans)	\$12.00

**Packs: Quad Pack Parts**

**Order No: WN-AR90972**

 Description	Retail
Planetary, Pinion Gear Applications: 8430, 8440, 8450, 8630, 8640, 8650 Features: Helical, Quad Pack, Low Range Sun, 36 Teeth, 25 and 45 Splines	\$375.00

**Order No: WN-R39259**

 Description	Retail
Disc, Clutch, Plate Applications: 1020, 1520, 1530, 2020, 2030, 2240, 2440, 2630, 2640, 2840, 4030, 4040, 4050, 455, 4230, 4240, 4250, 4255, 4430, 4440, 4450, 4455, 4560, 4630 Features: 5.26" Outer Dia, 3.91" Inner Dia, Quad Pack, 6 Outer Tabs	\$6.50


**Order No: WN-R50825**

Description	Retail
Transmission Oil Pump Shaft Applications: 4040, 4230, 4240, 4430, 4440, 4040S, 4050, 4250, 4450, 4055, 4240S, 4255, 4350, 4455 Features: 52-3/8" Long 4040 (Quad & Synchro Range), 4050 (Quad Range), 4055, 4230 (Quad & Synchro Range), 4240 (Quad & Synchro Range), 4250 (Quad Range), 4430 (Quad & Synchro Range), 4440 (Quad & Synchro Range), 4450 (Quad Range)	\$30.00

**Order No: WN-R61066**

Description	Retail
Disc, Clutch, Plate Applications: 4030, 4040, 4050, 4055, 4230, 4240, 4250, 4255, 4430, 4440, 4450, 4455, 4555, 4560, 4630, 4640, 4650, 4755, 4760 Features: PTO Operating Separator, Quad, Synchro, 6.94" Inner Diameter	\$96.74

**Order No: WN-RE17420**


 Description	Retail
Transmission PTO Clutch Disc Applications: 4030, 4040, 4050, 4055, 4230, 4240, 4250, 4255, 4430, 4440, 4450, 4455, 4555, 4560, 4630, 4640, 4650, 4755, 4760 Features: PTO Operating, Quad, Synchro, 48 Internal Splines, 12.0" O.D.	\$60.92

**Order No: WR-RE238215**


Description	Retail
Pack, Quad Hi/Lo Planet Pinion Carrier Applications: 4440, 4350, 4450, 4455 Features: with helical cut gears	\$2,100.00

**PTO: Gears**


**Order No: WN-R33339**

 Description	Retail
PTO Gear Applications: 3020, 4020, JD500, JD600, 4000, 4020, 4320, 4030, 4230, 4430, 4040, 4240, 4440, 4050, 4250, 4450, 4055, 4255, 4455, 3120, 3030, 3130, 2840	\$195.00

**Order No: WN-R42014**

 Description	Retail
PTO, Gear Applications: 2840, 3020, 4000, 4020, 4030, 4040, 4050, 4055, 4230, 4240, 4250, 4255, 4320, 4430, 4440, 4450, 4455 Features: 540 RPM, 31 Tooth 3020 S/N 123000-, 4020 S/N 201000-	\$265.00

**Order No: WN-R45126**

 Description	Retail
PTO, Shaft, Output, Drive Sleeve. Applications: 1020, 1030, 1040, 1120, 1130, 1140, 1350, 1520, 1550, 1640, 1830, 1840, 1850N, 1950, 1950N, 2020, 2030, 2040, 2120, 2130, 2140, 2250, 2355N, 2440, 2450, 2510, 2520, 2550, 2555, 2630, 2610, 2650, 2650N, 2750, 2755, 2840, 2850, 2855N, 2940, 2950, 2955, 3020, 3030, 3040, 3050, 3055, 3130 Features: Additional Models: 3140, 3150, 3155, 3255, 3350, 3650, 4000, 4020, 4030, 4040, 4050, 4055, 4230, 4240, 4250, 4255, 4320, 4350, 4430, 4440, 4450, 840, 940	\$78.00

John Deere®



**Tractor: Transmission / Clutch / PTO / TA**


**PTO: Gears**

Order No: WN-T13512


Description	Retail
PTO, Gear Applications: 1010, 2010 Features: 28 Teeth	\$230.00

**PTO: Related Parts**


Order No: WN-830166

Description	Retail
 Bearing, PTO, Throwout Applications: 500, 1450, 1650, 2510, 2520, 3010, 3020, 5010, 5020, 5200, 5210, 5300, 5310, 5400, 5410, 5500, 5510, 6030, 7520 Features: 2.557" ID, 3.936" OD, 0.704" Thick	\$47.25


Order No: WN-A5145R

Description	Retail
 PTO, Clutch, Drive Disc Applications: 50, 60, 70, 520, 530, 620, 630, 720, 730	\$13.00


Order No: WN-AL55075

Description	Retail
 PTO Clutch Disc Applications: 2040, 2155, 2440, 2640, 2040, 2240, 2940, 2150, 2255, 2350, 2550, 2750, 2950, 3150, 2955, 2755, 2355, 2555, 2155, 2355N, 3155, 3255, 3055, 2755 Features: 2040 S/N -350000, with 540 PTO, 2240 S/N -350000	\$19.00


Order No: WN-AR1294R

Description	Retail
 PTO, Clutch, Disc Applications: 50, 60, 70, 80, 520, 530, 620, 630, 720, 730, 820, 830 Features: For Tractors with Live PTO 50 S/N 5032350-, 60 S/N 6060700-, 70 S/N 7039400-	\$18.00

Order No: WN-AR27447

Description	Retail
 PTO, Bearing Applications: 4000, 4010, 4020, 4320 Features: Greasable 4000 SYNCHRO-RANGE, 4010 SYNCHRO-RANGE, 4020, 4320	\$62.49


Order No: WN-AR95409

Description	Retail
 PTO, Clutch, Drum Applications: 4650, 4850, 4555, 4755, 4955, 4560, 4760, 4960	\$650.00

Order No: WN-AR95784

Description	Retail
 PTO Clutch Drum Applications: 4050, 4250, 4450, 4055, 4255, 4455	\$795.00


Order No: WN-AT16431

Description	Retail
 PTO Seal Applications: 1020, 1120, 1130, 1830, 2010, 2020, 2030, 2120, 2440, 2510, 2520, 2630, 2640, 2840, 2940, 3020, 3030, 3130, 4030, 4040, 4230, 4240, 4320, 4430, 4440, 830, 930, 3120, 500A, 500C Features: 3020 S/N 123000-	\$12.10

Order No: WN-JD7537

Description	Retail
Bearing, PTO Drive Shaft Applications: 1020, 1030, 1120, 1520, 1630, 2020, 2030, 2120, 2130, 2440, 2510, 2520, 2630, 2640, 2840, 2940, 3020, 3120, 3130, 4000, 4020, 4030, 4040, 4050	\$59.88
Bearing, PTO Drive Shaft Applications: 4230, 4240, 4250, 4255, 4320, 4430, 4440, 4450, 4455	\$59.88

Order No: WN-JD8524

Description	Retail
 Auger, Unloading, Vertical Housing, Bearing Applications: 4400, 4420, 6600, 6620, 6622, 7700, 7720, 7721, 8820, 9400, 9410, 9450, 6500, 9510, 9550, 9560, 9560STS, 9570STS, 9600, 9650, 9650CTS, 9650STS, 9660, 9660STS, 9670STS, 444, 544 Features: Cross Shaft Drive Bearing additional Applications: 9670STS, 9750STS, 9760STS, 9770STS, 9860STS, 9870STS	\$15.25


Order No: WN-JD8537

Description	Retail
 Ball Bearing, PTO, Flat Edge Applications: Various JD Equipment Features: 6200 Series	\$15.25


Order No: WN-JD9320

Description	Retail
Ball Bearing, Single Row, Open Applications: Several JD Tractors Features: I.D. 2.559", O.D. 4.724", Width .906	\$22.38


Order No: WN-R217741

Description	Retail
 PTO Shield Applications: 8225R, 8245R, 8270R, 8295R, 8320R, 8345R, 8295RT, 8320RT, 8345RT, 8235R, 8260R, 8285R, 8310R, 8335R, 8360R, 8310RT, 8335RT, 8360RT, 8295R, 8320R, 8130, 8230, 8330, 8430, 8530, 8230T, 8330T, 8430T, 8370RT	\$75.00


Order No: WN-R33550

Description	Retail
 PTO, Release Lever Applications: 3010, 3020, 4000, 4010, 4020, 4320, 4520, 4620, 500, 600 Features: 4000 S/N 201000-	\$18.33


Order No: WN-R33855

Description	Retail
 PTO Guide Applications: 3020, 4020, 500, 500A, 600 Features: Synchro, Power shift 3020 S/N -122999, 4020 S/N -200999, 500A Ind	\$55.00

Order No: WN-R70027

Description	Retail
 Spring, Return PTO Clutch Pack Applications: 710C, 710D, 760A, 4240, 4430, 4440, 4520, 4555, 4560, 4620, 4630, 4640, 4650, 4755, 4760, 4840, 4850, 4955, 4960, 6800, 6810 Features: Return C1, C2, C3 710D (S/N <872328)	\$12.86


Order No: WN-RE13181

Description	Retail
 PTO Seal Applications: 2010, 2510, 2020, 3020, 2520, 4320, 2030, 4030, 4230, 4430, 2630, 2440, 2640, 4040, 4240, 4440, 3120, 3030, 3130, 1830, 2130, 1020, 1120, 1030, 1130, 1630, 2840, 4000, 4020, 2520, 4430, 4050, 4250, 4450, 4055, 4255, 4455, 8100T, 8200T, 8300T, 8400T, 8110T, 8210T, 8310T, 8410T	\$5.99

Order No: WN-RE20726

Description	Retail
 PTO Clutch Brake Plate Applications: 50, 520, 530, 60, 70 Features: W/ Two Facings	\$48.00

Order No: WN-RE20727

Description	Retail
 PTO, Clutch, Brake Plate Applications: 80, 620, 630, 720, 730, 820, 830 Features: With One Facing 820 2-Cyl, 830 2-Cyl	\$48.00

Order No: WN-RE217737


**Tractor: Transmission / Clutch / PTO / TA**

**PTO: Related Parts**


Order No: WN-RE217737

 Description	Retail
PTO Shield Applications: 8225R, 8245R, 8270R, 8295R, 8320R, 8345R, 8295RT, 8320RT, 8345RT, 8235R, 8260R, 8285R, 8310R, 8335R, 8360R, 8310RT, 8335RT, 8360RT, 8295R, 8320R, 8130, 8230, 8330, 8430, 8530, 8230T, 8330T, 8430T, 8370RT	\$85.00


Order No: WN-RE29794

 Description	Retail
PTO, Plate Applications: 50, 70, 80, 520, 530, 620, 630, 720, 730, 820, 830 Features: With Facing, 5" O.D., 1.4" I.D., 0.29" Thick 50 S/N 5032350-, 70 S/N 7039400-	\$38.63

Order No: WN-RE38725


 Description	Retail
PTO, Shaft, Seal Applications: 6100D, 6105D, 6110, 6110D, 6110L, 6115D, 6125D, 6130D, 6140D, 6210, 6210L, 6310, 6310L, 6310S, 6405, 6410, 6410L, 6410S, 6510L, 6510S, 6605	\$19.00

Order No: WN-RE44253


 Description	Retail
PTO Brake Band Applications: 830, 930, 1020, 1030, 1120, 1130, 1350, 1530, 1550, 1630, 1830, 1850N, 2020, 2030, 2120, 2130, 2240, 2440, 2630, 2640, 301A302, 401B, 401D Features: Used with Independent PTO 1020 S/N 89147-, 1030 S/N 89147-, 2240 S/N -349999, 2630 less Hi-Lo, 2640 less Hi-Lo	\$116.65

**PTO: Shafts**


Order No: WN-AE74691

 Description	Retail
PTO Shaft Applications: 468, 468S, 568 Features: Front Half CV w/ Female Tube, Cat 4, 35 Series, 1000 RPM All S/N 342251-	\$811.18


Order No: WN-AR28572

 Description	Retail
PTO, Shaft, 540 RPM Applications: 3010, 4010 Features: 5.31" Length, 6 Splines, Bolt On Hub	\$95.00


Order No: WN-AR28573

 Description	Retail
PTO Shaft 1000 RPM Applications: 3010, 4010 Features: 21 Splines, 4-9/32" Length Bolt On Hub	\$166.61


Order No: WN-AR41752

 Description	Retail
PTO Shaft 540 RPM With Bearing Applications: 2510, 2520, 2840, 3020, 4000, 4020, 4030, 4040, 4040S, 4050, 4055, 4230, 4240, 4240S, 4250, 4255, 4320, 4350, 4430, 4440, 4450, 4455, 500A, 500B, 500C Features: 6 Splines, 10.687", Long Includes Bearing race JD7557 3020 S/N 123000-, 4020 S/N 201000-, 500A s/n 123114-152141	\$108.00


Order No: WN-AR41753

 Description	Retail
PTO Shaft Applications: 2510, 3020, 4020, 500, 500A, 600 Features: 540 RPM, 10.687" Long, 6 Spline 3020 S/N -122999, 4020 S/N -200999 Bearing race (JD7557) not included WN-JD7557	\$171.50

Order No: WN-L101763

 Description	Retail
PTO, Shaft, Output Applications: 6200, 6300, 6400, 6500, 6200L, 6300L, 6400L, 6500L, 6110, 6210, 6310, 6410, 6110L, 6210L, 6410L, 6510L, 6310S, 6410S, 6510S, 6405, 6605	\$345.00


Order No: WN-L102682

 Description	Retail
PTO, Shaft, Output Applications: 6200, 6300, 6400, 6500, 6200L, 6300L, 6400L, 6500L, 6110, 6210, 6310, 6410, 6110L, 6210L, 6410L, 6510L, 6310S, 6410S, 6405, 6605	\$344.00


Order No: WN-L155266

Description	Retail
PTO, Shaft Applications: 6120, 6120L, 6215, 6220, 6220L, 6320, 6320L, 6415, 6420, 6420L, 6520L, 6615, 6715 Features: 540/1000 RPM, 21/14/6 Splines, 9.26" Long	\$214.63


Order No: WN-L173282

 Description	Retail
PTO, Shaft, Output, Applications: 5603, 5101E, 5083E, 5085E, 5093E, 5100E, 5083EN, 6105D, 6110, 6110D, 6110L, 6115D, 6125D, 6130D, 6140D, 6210, 6210L, 6310, 6310L, 6310S, 6403, 6405, 6410, 6410L, 6410S, 6510L, 6510S, 6603, 6605, 7210, 7410, 7420, 7510, 7520, 7600, 7610, 7630, 7710, 7720, 7730, 7800, 7810, 7820 Features: 540 and 1000 RPM Additional Models: 5093EN, 5101EN, 5065M, 5075M, 5085M, 5095M, 5105M, 5325N, 5425N, 5525N, 5225, 5325, 5425, 5525, 5625, 5100M, 5100MH, 5115M, 5115ML, 5100ML, 5090R, 5100R, 5115R, 5125R, 6100D	\$95.00

Order No: WN-L173283

 Description	Retail
PTO Output Shaft Applications: 6095B, 6100B, 6110B, 6120B, 6135B, 6140B, 6140J, 6145M, 6145R, 6150J, 6150M, 6150R, 6150RH, 6155J, 6155M, 6155R, 6155HR, 6165J, 6170J, 6170M, 6170R, 6175M, 6175R, 6180J, 6185J, 6190J, 6190R, 6195M, 6195R, 6205J, 6210J, 6210R, 6215R, 6230R, 6250R, 6830, 6930, 7185J, 7195J, 7200J Features: 1-3/8" Additional Models: 7200R, 7205J, 7210J, 7210R, 7215R, 7225J, 7230J, 7230R, 7250R, 7260R, 7270R, 7280R, 7290R, 7310R, 7330, 7430, 7515 s/n 091402-, 7530, 7530E, 7630, 7730, SE6920, 6B-1404, 6J-1654, 6J-1704, 6J-1854, 6J-1904	\$165.11


Order No: WN-L173284

 Description	Retail
PTO Shaft Output Applications: 6120, 6220, 6320, 6420, 6120L, 6220L, 6320L, 6420L, 6520L, 6215, 6415, 6615, 6715, 6230, 6330, 6430, 7220, 7320,	\$175.00

Order No: WN-L28712

Description	Retail
PTO Shaft Applications: 1020, 1030, 1040, 1120, 1130, 1140, 1630, 1640, 1830, 1840, 2030, 2040, 2130, 2140, 820, 830, 840, 920, 930, 940 Features: 31.25" Long, 6 Spline (1020, 1120, 820 3 Cyl., 920, All S/N 178090-), (1040, 1140, 840, 940, All S/N -437369)	\$107.33

Order No: WN-L33123

 Description	Retail
PTO Drive Shaft Applications: 2040S, 2140, 2550, 2555, 2650, 2750, 2755, 2940, 2950, 3040, 3140, 3150, 3155,	\$191.74

John Deere®

**Tractor: Transmission / Clutch / PTO / TA**

**PTO: Shafts**

**Order No: WN-L33123**

3340, 3640S, 3650  
Features: 27 Teeth, 10.04" Length 2555, 2650, 2755, 3155, 3650 all S/N -731149

**Order No: WN-L38806**

Description	Retail
PTO, Shaft Applications: 1020, 1030, 1040, 2040, 1120, 1130, 1140, 1350, 1550, 1630, 1640, 1641F, 1750, 1850, 2030, 2040, 2130, 2140, 2150, 2155, Features: 540 RPM, 31.250" Long, 6 Spline 2240 S/N 350000-, 2250, 2255, 2350, 2355, 2450, 2550, 2555, 2750, 2755, 2855, 820, 840 S/N 437370-, 920, 940 S/N 437370-	\$357.01

**Order No: WN-L76496**

Description	Retail
PTO, Shaft Applications: 6110, 6110L, 6120, 6120L, 6200, 6200L, 6210, 6210L, 6220, 6220L, 6300, 6300L, 6310, 6310L, 6310S, 6320, 6320L6320L, 6405, 6420 Features: 14.11" Long, 25/6 Spline, 540 RPM	\$189.57


**Order No: WN-M2916T**

Description	Retail
PTO, Shaft Applications: 420, 430, 435 Features: 540 RPM, 10" Long, 6 and 21 Splines	\$161.31

**Order No: WN-R110061**

Description	Retail
PTO, Shaft Applications: 8100, 8100T, 8110, 8110T, 8120, 8120T, 8200, 8200T, 8210, 8210T, 8220, 8220T, 8300, 8300T, 8310, 8310T, 8320, 8320T, 8400, 8400T Features: Standard, 1000 RPM, 39" Long, 1-3/4" O.D., 20 Inner Splines	\$344.81


**Order No: WN-R122908**

Description	Retail
 PTO Output Shaft Applications: 8100, 8200, 8300, 8400, 8110, 8210, 8310, 8410, 8120, 8220, 8320, 8420, 8520, 8225R, 8245R, 8270R, 8295R, 8320R, 8345R, 8235R, 8260R, 8285R, 8310R, 8335R, 8360R, 8295R, 8320R, 8130, 8230, 8330, 8430, 8530 Features: Internal PTO Drive Shaft	\$266.00

**Order No: WN-R122909**

Description	Retail
Pto, Shaft Applications: 8100, 8110, 8120, 8200, 8210, 8220, 8300, 8310, 8320, 8400, 8410, 8420, 8520	\$260.78


**Order No: WN-R122910**

Description	Retail
 PTO Shaft Applications: 8100, 8110, 8120, 8200, 8210, 8220, 8300, 8310, 8320, 8400, 8410, 8420, 8520 Features: 1000 RPM, 20 And 33 Splines, 9.60" Long	\$162.40


**Order No: WN-R125088**

Description	Retail
PTO Shaft Output Drive Applications: 7200, 7400, 7600, 7700, 7800	\$295.00


**Order No: WN-R129763**

Description	Retail
 PTO Shaft Output Drive Applications: 7610, 7710, 7810	\$295.00


**Order No: WN-R133086**

Description	Retail
 PTO Output Drive Shaft Applications: 7210, 7405, 7410, 7420, 7500, 7505, 7510, 7515, 7520, 7610, 7710, 7810 Features: Internal PTO Drive Shaft	\$345.06


**Order No: WN-R230860**

Description	Retail
 PTO Output Shaft Applications: 7720, 7820, 7630, 7730 Features: Internal PTO Drive Shaft	\$345.00

**Order No: WN-R38221**

Description	Retail
 PTO Shaft Snap Ring Applications: 2510, 1020, 2020, 3020, 4000, 4020, 1520, 2520, 4320, 4030, 4230, 4430, 2630, 2440, 2640, 2940, 4040, 4240, 4440, 4050, 4250, 4450, 4650, 4850, 4055, 4255, 4455, 4555, 4755, 4955, 4560, 4760, 4960, 7200, 7400, 8100, 8200, 8300, 8400, 8110, 8210, 8310, 8410, 8120, 8220, 8320, 8420, 8520 Features: Pack of 2, Priced Each 2840, 8225R, 8245R, 8270R, 8295R, 8320R, 8345R, 8235R, 8260R, 8285R, 8310R, 8335R, 8360R, 8295R, 8320R, 8130, 8230, 8330, 8430, 8530, 8285R, 8310R, 8335R	\$4.75

**Order No: WN-R38224**

Description	Retail
 PTO Shaft Applications: 500, 500A, 500B, 500C, 600, 2510, 2520, 3020, 4000, 4020, 4030, 4040, 4050, 4055, 4230, 4240, 4250, 4255, 4320, 4430, 4440, 4450, 4455 Features: 1000 RPM, 10.875" Long, 21 Splines 3020 S/N 123000 -, 4020 S/N 201000 -, 500A S/N 123114-152141, 500B, 500C, 600 S/N 201000-, 600 S/N 201000-	\$90.00

**Order No: WN-R43531**

Description	Retail
PTO, Shaft, 1000 RPM Applications: 4520 with Syncro-Range Transmission Features: 60" Long, 21 & 21 Splines	\$529.11

**Order No: WN-R47249**

Description	Retail
PTO, Shaft, 540 RPM Applications: 820, 830, 1020, 1520, 1530, 2020, 2030, 2040, 2240, 2440, 2630, 2640 Features: 31.250" Long, 6 Splines (820, 830 Utility), 2440 S/N -340999, 2640 S/N -340999	\$284.35

**Order No: WN-R47642**

Description	Retail
PTO, Shaft Applications: 4620 Features: 1000 RPM, Power shift, 55-1/4" Long, 21 Teeth, 27 Splines 4620 (With Power shift Transmission)	\$581.89

**Order No: WN-R50300**

Description	Retail
PTO Shaft Applications: 4630 Features: 1000 RPM, 54.812" Long, Power shift Transmission	\$858.72

**Order No: WN-R51100**

Description	Retail
PTO, Shaft Applications: 4630 Features: 1000 RPM, 54.187" Long, Synchro Range Transmission 4630 S/N -6999	\$695.81

**Order No: WN-R54545**

Description	Retail
PTO Shaft Applications: 4630 Features: 1000 RPM, 62.375" Long, Quad Range	\$811.97



**Tractor: Transmission / Clutch / PTO / TA**

**PTO: Shafts**

**Order No: WN-R54545**

Transmission 4630 S/N 7000-


**Order No: WN-R59063**

Description	Retail
PTO, Shaft Applications: 4640 Features: 1000 RPM, 60-3/8" Long, Quad Range, 26 Splines	\$864.78

**Order No: WN-R72447**

Description	Retail
PTO, Shaft Applications: 4640, 4840 Features: 1000 RPM, 52.531" Long, Power shift Transmission	\$591.14

**Order No: WN-R80881**

Description	Retail
 PTO Shaft Applications: 4650, 4850, 4555, 4755, 4955, 4560, 4760, 4960 Features: W/ MFWD & PWR Shift, Digital Tach	\$475.00


**Order No: WN-R80883**

Description	Retail
PTO, Shaft Applications: 4555, 4560, 4650, 4755, 4760 Features: 1000 RPM, 60.312" Long, 4650 s/n 2442-	\$835.67

**Order No: WN-R80884**

Description	Retail
PTO, Shaft Applications: 4555, 4560, 4650, 4755, 4760, 4850, 4955, 4960 Features: 56" Long, 1000 RPM, Power shift, with Digital Tach	\$495.00

**Order No: WN-T28672**


Description	Retail
 PTO, Shaft, Output Applications: 2840, 2940, 2950, 2955, 3030, 3040, 3050, 3055, 3120, 3130, 3140, 3150, 3155, 3255, 3350, 3650, 4350 Features: 11.414" Long, 21 Spline	\$125.00

**Order No: WN-T30803**


Description	Retail
PTO Shaft Applications: 1020, 1030, 1040, 1120, 1130, 1140, 1350, 1520, 1550, 1640, 1830, 1840, 1850N, 1950, 1950N, 2020, 2030, 2040, 2040S, 2120, 2130, 2140, 2250, 2355N, 2440, 2450, 2550, 2555, 2630, 2640, 2650, 2650N, 2750, 2755, 2850, 2855N, 840, 940, 300, 301, 400, 401 Features: 1000 RPM, 9.781" Long, 21 Splines	\$235.24

**Transmissions: Gears**

**Order No: WN-AT16550**

Description	Retail
 Gear, Cluster Applications: 40, 420, 430, 1010 Features: 19, 26, and 43 Teeth 1010 S/N -031000	\$250.00

**Order No: WN-B2417R**

Description	Retail
 Gear, Countershaft, Idler Applications: 50, B Features: 20 and 30 Teeth B S/N 201000-	\$91.75


**Order No: WN-F2610R**

Description	Retail
 Gear, Countershaft Applications: 720, 730 Features: 30 Teeth, 2nd and 5th Speed	\$199.00


**Order No: WN-F2619R**

Description	Retail
Gear, Sliding Shaft Applications: 720, 730 Features: 2nd, 5th and Reverse Speeds, 18 Teeth	\$130.00

**Order No: WN-R33382**

Description	Retail
 Gear, Transmission Drive Shaft Applications: 4000, 4020 Features: Reverse Range Synchronizer Collar 4000, 4020, All w/ Synchro Range Trans	\$85.00

**Order No: WN-R33383**

Description	Retail
 Shift Collar Gear, Transmission Drive Shaft Applications: 2510, 2520, 3010, 3020, 340D, 4000, 4010, 4020, 4030, 4230, 440, 440A, 440B, 440D, 448D Features: Low & High Range Synchronizer Collar 2510, 2520, 3010, 3020, 340D, 4000, 4010, 4020, 4030 s/n -015963, 4230 s/n -037595, 440, 440A, 440B, 440D, 448D, All Synchro Range	\$89.00


**Order No: WN-R33480**

Description	Retail
 Gear, Transmission Drive Shaft Applications: 2510, 2520, 3020 Features: Reverse Range Synchronizer Collar 2510, 2520, 3020, All w/ Synchro-Range	\$97.00

**Order No: WN-R53817**


Description	Retail
Transmission, Gearshift, Lever Applications: 300B, 301A, 302, 302A, 401B, 401C, 820, 830, 1020, 1030, 1120, 1130, 1530, 1630, 1830, 2020, 2030, 2120 Features: 300B, 301A, 302, 302A, 401B, 401C(All S/N 252675-707399); 820, 830 (All S/N 092219-)	\$39.74

**Order No: WN-R59641**


Description	Retail
 Gear, Transmission Drive Shaft Applications: 4000, 4020, 4230 Features: Sync, Low Range, 14 & 24 Teeth, 3-5/8" Long	\$147.01

**Transmissions: Related Items**


**Order No: WN-15101-I**

Description	Retail
 Cone, Tapered Roller Bearing Applications: 2510, 2520, 3020, 4010	\$9.21


**Order No: WN-15123-I**

Description	Retail
 Bearing, Cone Applications: 40, 320, 330, 420, 430, 1010 Features: Tapered Roller, Width .750", Bore 1.250"	\$6.19


**Order No: WN-15245-I**

Description	Retail
 Cup, Tapered Bearing Applications: 320, 330, 420, 430, 550, 1010, 2010, 3010, 4010, 3020, 2510 Features: OD 2.441", Width .562"	\$2.50

**Order No: WN-382A-I**

Description	Retail
 Bearing, Tapered Cup Applications: 1020, 1520, 2020, 2510, 2520, 3010, 4010, 4520, 4400, 6602, 6600, 7700 Features: OD 3.812", Width .625"	\$7.83

**Order No: WN-386A-I**


Description	Retail
 Bearing, Cone Applications: 4010, 6602, 6622 Features: Tapered Roller, Width .864", Bore 1.87"	\$44.28

John Deere®


**Tractor: Transmission / Clutch / PTO / TA**

**Transmissions: Related Items**


Order No: WN-3880-I

Description	Retail
 Cone, Tapered Roller Bearing Applications: 4000, 4010, 4020, 4230, 4040, Features: Bore 1.625", Width 1.188"	\$61.85


Order No: WN-AL120106

Description	Retail
 Transmission Oil Pump Applications: 840, 940, 1040, 1140, 1350, 1550, 1640, 1750, 1850, 1850N, 1950, 1950N, 2040, 2040S, 2140, 2150, 2155, 2240, 2250, 2251, 2255, 2350, 2351, 2355, 2355N, 2440, 2450, 2541, 2550, 2555, 2640, 2650, 2651, 2750, 2755, 2850, 2855N, 2940, 2941, 2950, 2955, 3040, 3140, 3641, 3651 Features: Pump Assembly 1640 (s/n 430000-later, with collar shift transmission), 2040 (s/n 430000-later, with collar shift transmission), 2140 (s/n 430000-later, with collar shift transmission), 2150 (with Hi-Lo or Creeper Drive), 2155 (s/n 731149-later), 2255 (with Hi-Lo or Creeper Drive), 2355 (s/n 731149-later), 2755 (s/n 731149-later), 2955 (s/n 731149-later), 3040 (s/n 430000-later, with collar shift transmission), 3140 (s/n 430000-later, with collar shift transmission)	\$425.00


Order No: WN-AL120107

Description	Retail
 Transmission, Pump Applications: 2955, 2755, 2855N, 3155, 3150, 2355, 2555 Features: Pump Assembly	\$398.00


Order No: WN-AL41727

Description	Retail
 Synchronizer Applications: 1040, 1140, 1350, 1550, 1640, 1641, 1641F, 1750, 1840, 1850, 1950, 1950N, 2040, 2040S, 2140, 2141, 2150, 2155, 2240, 2250, 2251, 2255, 2350, 2351, 2355, 2355N, 2450, 2541, 2550, 2555, 2650, 2651, 2750, 2755, 2850, 2855N, 2940, 2941, 2950, 2951, Features: 2955, 3040, 3050, 3055, 3140, 3141, 3150, 3155, 3255, 3350, 3351, 3640, 3640S, 3641, 3650, 3651, 840, 940	\$804.82

Order No: WN-AL68091

Description	Retail
 Transmission Pump Applications: 2955, 2755, 2355, 2555, 3155, 3055, 3255, 2450, 2650, 2850, 3150, 3350	\$375.00

Order No: WN-AL68094

Description	Retail
 Transmission, Pump Applications: 2955, 2755, 2355, 2555, 2155, 2355N Features: Pump Assembly	\$450.00


Order No: WN-AR54617

Description	Retail
Cable, Shift Control, Reverse Valve Applications: 4630, 4640, 4840 Features: 47-1/2" Total Length	\$89.93


Order No: WN-AR54618

Description	Retail
Valve, Transmission Control, Cable Applications: 4630, 4640, 4840 Features: 53" Total Length, For Power shift Transmission	\$94.40

Order No: WN-AR55702

Description	Retail
 Valve, Transmission Control, Cable Applications: 4040, 4230, 4240, 4430, 4440, 4640 Features: 52" Total Length, For Power shift Transmission	\$114.51


Order No: WN-AR69659

Description	Retail
 Transmission, Pump, Adapter Applications: 1020, 2020, 1520, 2030, 2630, 2440, 2640, 820, 830, 1530, 1830, 2030, 2130, 2040, 2240, 1020, 1120, 820, 920, 2150, 2350, 2355, 2155, 300B, 301A, 401B, 401C, 302, 302A Features: Pump Mount Plate	\$195.00


Order No: WN-AR75603

Description	Retail
Hydraulic or Transmission Filter Applications: 820, 830, 920, 940, 1020, 1120, 1520, 1530, 2020, 2030, 2040, 2120, 2150, 2240, 2350, 2450, 2510, 2520, 2550, 2630, 2640, 2940, 3010, 3020, 4000, 4020, 4030, 4230, 4320, 4430, 4455, 4520, 4620, 4630, 5010, 5020, 6030, 7020, 7520, 8430, 8630, 300, 300B	\$10.34


Order No: WN-AR78202

Description	Retail
 Shaft, Counter, Support Applications: 1520, 2030, 2240, 2630, 2640 Features: With Independent PTO 2030 S/N 187301-, 2240 S/N -340999	\$717.00


Order No: WN-AR78968

Description	Retail
 Transmission, Cable, Lock Control Applications: 4040, 4230, 4240, 4430, 4440, 4630, 4640, 4840 Features: 41" Total Length, For Power shift Transmission	\$102.47


Order No: WN-AR87999

Description	Retail
 Synchronizer Disc Kit Applications: 4555, 4560, 4640, 4755, 4760, 8430, 8440, 8450, 8630, 8640, 8650, 8850 Features: Contains 10 Discs & 10 Plates, NO Retainers	\$288.57


Order No: WN-AR96662

Description	Retail
 Transmission, Pump Applications: 1020, 2020, JD300, JD400, 1520, JD301, JD401, 2030, 2630, 301A, 401B, 401C, 302, 302A, 2440, 2640, 2240, 401D, 820, 830, 1530, 1830, 2030, 2130 Features: Pump Assembly W/ Bearing	\$395.00

Order No: WN-AR96664

Description	Retail
 Transmission, Pump Applications: 1520, 2440, 2630, 2640, Features: Pump Assembly W/ Bearing	\$390.00

Order No: WN-F1391R

Description	Retail
 Clutch, Cover, Spring Applications: 70, 720, 730 Features: With Rivet, 3 Required Per Tractor	\$18.60

Order No: WN-JD9133

Description	Retail
Bearing Cup Applications: 6620, 7720, 8820, 9400, 9500, 9600, 9410, 9510, 9610, CTSII, 9450, 9550, 9650, 9650CTS, 9650STS, 9750STS, 9860STS, 9560, 9660, 9660CTS, 9560STS, 9570STS, 9870STS, 9670STS, 9770STS, S550, S660, S670, S680, S690, S670HM, S680HM, S690HM, 7600, 7700, 7800, 7200, 7400, 7210, 7410 Features: Additional Models: Tractor - 7510, 7610, 7710, 7810, 7720, 7820, 7920, 7430, 7330,	\$4.50

**Tractor: Transmission / Clutch / PTO / TA**

**Transmissions: Related Items**

**Order No: WN-JD9133**

7530, 6170R, 6190R, 6210R, 6140R, 6150R, 6150M, 6170M, 6175R, 6195R, 6215R, 6145R, 6155R, 6155RH, 7500, 6140J, 6155J, 7505, 7420, 7520, 7200R, 7215R, 7230R, 7260R, 7280R, 7630, 7730, 7830, 7930, 7210R, 7230R, 7250R, 7270R, 7290R, 7310R, 6155M, 6175M, 6195M, 6145R, 6155R, 6155RH, 6175R, 6195R, 6215R, 6155M, 6175M, 6195M

**Order No: WN-JD9977**



**Description** **Retail**  
Wobble Box Needle Bearing \$8.50  
Applications: 120, 130, 135, 140, 160, 200, 213, 215, 216, 218, 220, 222, 224, 230, 240, 300, 314, 316, 319, 78, 890, 895, 896, 900, 913, 918, 920, 920, 7210, 7410, 7510, 7610, 7710, 7810, 6602, 6622  
Features: Housing Bearing 6602 S/N 1501-, John Deere Mower Conditioners 1207, 1209, 1214, 1217, 1219, 1380, 1424, 1600, 1600A Sickle Mower Conditioners 710, 720, 820

**Order No: WN-L31055**



**Description** **Retail**  
Gear Shift Lever, Boot \$2.68  
Applications: 1020, 1030, 1120, 1130, 1140, 1520, 1530, 1630, 1640, 1830, 1840, 2020, 2030, 2040, 2120, 2140, 2150, 2240, 2255, 2350, 2440, 2550, 2630, 2640

**Order No: WN-R108926**



**Description** **Retail**  
Oil Pump Drive Gear, Transmission \$47.58  
Applications: 6140J, 6140R, 6145J, 6145R, 6150R, 6155J, 6155M, 6155R, 6165J, 6170R, 6175M, 6175R, 6180J, 6185J, 6190R, 6195M, 6195R, 6205J, 6210R, 6215R, 6810, 6830, 6910, 6920, 3920S, 3930, 7185J, 7195J, 7200R, 7205J, 7210J, 7215J, 7215R, 7225J, 7230R, 7330, 7425, 7430, 7505, 7515, 7520, 7525  
Features: 19.5 MM Additional Models 7530, 7600, 7610, 7630, 7700, 7710, 7715, 7720, 7730, 7800, 7810, 7815, 7820, 7830, 7930

**Order No: WN-R26397**

**Description** **Retail**  
Gear Shift Arm \$89.82  
Applications: 3010

**Order No: WN-R26638**

**Description** **Retail**  
Clutch, Cover, Spring, Inner \$1.54  
Applications: 1020, 2020, 3010, 3020, 4010, 4020, 5010, 300, 300B 301, 301A, 302, 302A, 400, 401, 401B, 401C, 401D, 500, 600  
Features: 3020 S/N -122999, 4020 S/N -200999

**Order No: WN-R31026**

**Description** **Retail**  
Shaft, Input, Drum \$112.00  
Applications: 2010, 2510, 3010, 3020, 340D, 4000, 4010, 4020, 4030, 4230, 4320, 440, 4430  
Features: Low & High Range Drum 4030 S/N -015963, 4230 S/N -037595, 4430 S/N -066737, All Synchro Range

**Order No: WN-R31028**

**Description** **Retail**  
Shaft, Transmission Drive, Blocker \$115.00  
Applications: 2010, 2510, 2520, 3010, 3020, 4000, 4010, 4020, 4030, 4230, 4320, 4430  
Features: Low and High Range, Synchronizer Stop (2010, 2510, 2520, 3010, 3020, 4000, 4010, 4020, 4030 S/N -015963, All Synchro Range), 4230 Synchro & Quad Range S/N -037595, 4430 S/N -066737

**Order No: WN-R51676**

**Description** **Retail**  
Separator Plate \$24.78  
Applications: 4630, 8430, 8440, 8450, 8630, 8640, 8650, 8850  
Features: Wavy, 09" Thick 8430 Years 1974-1981

**Order No: WN-R52499**

**Description** **Retail**  
Shifter, Synchronizer, Drum \$98.00  
Applications: 2010, 2510, 2520, 3010, 3020, 4000, 4010, 4020  
Features: Reverse Range Drum

**Order No: WN-RE191324**

**Description** **Retail**  
Valve, Transmission Control, Cable, Reverse \$99.83  
Applications: 4040, 4230, 4240, 4430, 4440, 4640  
Features: 45" Total Length, For Power shift Transmission

**Order No: WN-RE37120**

**Description** **Retail**  
Transmission Disc Kit \$99.71  
Applications: 4620, 4630, 6030, 8430, 8630  
Features: Consists Of 4 Discs & 3 Plates, Quad Or Synchro Trans. 4620 (with Quad & Synchro Transmissions), 4630 (with Quad & Synchro Transmissions), 6030 (with Quad & Synchro Transmissions), 8430 Model Year 1974-1981 (4 X 4 Disk Synchronizer), 8630 (4 X 4 Disk Synchronizer)

**Order No: WN-T21445**

**Description** **Retail**  
Bushing, Clutch Housing \$18.82  
Applications: 820, 830, 920, 930, 1020, 1030, 1120, 1130, 1520, 1530, 1640, 1830, 1840, 2020, 2030, 2040, 2140, 2150, 2155, 2255, 2440, 2550, 2555, 2630, 2640, 2750, 2755, 2840, 3120, 3130, 300, 300B, 301, 302, 302A, 310, 380, 400, 401, 401B, 401C, 410, 480, 480A, 480B

**Order No: WR-AR90535**

**Description** **Retail**  
Pump, Clutch, Oil \$995.00  
Applications: 4240, 4430, 4440

**Order No: WR-AR90959**

**Description** **Retail**  
Pump, Clutch, Oil \$1,075.00  
Applications: 4630, 4640, 4840

**Transmissions: Shafts**

**Order No: WN-R32167**

**Description** **Retail**  
Transmission Input Shaft \$136.69  
Applications: 3010  
Features: 23.130" Long, 16/16 Spline

**Order No: WN-R33384**

**Description** **Retail**  
Shaft, Transmission Drive \$250.00  
Applications: 4000, 4020, 600  
Features: 4020 (w/ Synchro Range Trans) 600 w/ Collar Shift Trans

**Order No: WN-R34201**

**Description** **Retail**  
Shaft, Input \$271.18  
Applications: 4000, 4010, 4020, 4320, All Synchro Range Transmission  
Features: 21.310" Long, 19 Tooth Splines

**Tractor: Wheels, Rims, Tires & Tracks**

**Duals: Dual Hubs**


**Order No: WN-1000E16MY**



**Tractor: Wheels, Rims, Tires & Tracks**

**Duals: Dual Hubs**

**Order No: WN-1000E16MY**

Description	Retail
 Hub, Dual, 10 Bolt Applications: 3020, 4020, 4030, 4040, 4050, 4230, 4240, 4250, 4255, 4320, 4430, 4440, 7020, 7200, 7210, 7400, 7410, 7520, 8430 Features: Wedge Lock Type for 3-3/8" Axle, Hub Length 7"	\$558.00


**Order No: WN-1000E60MY**

Description	Retail
Dual Hub Applications: 2940, 2950, 2955, 3010, 3020, 3150, 3155, 4000, 4010, 4030, 6200, 6300, 6400, 7200, 7400 Features: 10 Bolt, 3-1/8" Axle	\$559.00


**Order No: WN-81E10MCLAMP**

Description	Retail
 Hub U-Bolt Applications: 4020, 4050, 4055, 4230, 4240, 4250, 4255, 4320, 4430, 4440 Features: 9 Bolt, U-Bolt Style, 3 3/8" Axle	\$40.00


**Order No: WN-81EM20**

Description	Retail
 Hub, Dual Applications: 4430, 4440, 4450, 4455, 4520, 4620, 4630, 5010, 5020, 6030, 7400, 7410, 7600, 7610, 7700, 7710, 7800, 7810, 8430, 8630 Features: 9 Bolt, U-bolt Style, For 3 5/8" Axles	\$250.00

**Order No: WN-81EM20CLAMP**


Description	Retail
 Hub U-Bolt Applications: 4430, 4440, 4450, 4455, 4520, 4620, 4630, 5010, 5020, 6030, 7400, 7410, 7600, 7610, 7700, 7710, 7800, 7810, 8430, 8630 Features: 9 Bolt, U-bolt Style, For 3 5/8" Axles	\$40.00

**Order No: WN-WHEELBOLT**


Description	Retail
 Hub Bolts Applications: 4430, 4440, 4450, 4455, 4520, 4620, 4630, 5010, 5020, 6030, 7400, 7410, 7600, 7610, 7700, 7710, 7800, 7810, 8430, 8630, 4020, 4050, 4055, 4230, 4240, 4250, 4255, 4320, 4430, 4440, 1086, 1456, 1466, 1486, 4568, 4586	\$4.00

**Duals: Dual Rims**

**Order No: WN-16X38-10HOLERIM**

Description	Retail
 Rim, 16 X 38, Dual Applications: 4230, 4240, 4250, 4430, 4440, 4450, 4630, 4640, 4650, 4840, 4850, 8430, 8440, 8630, 8640, 8850 Features: 10 Hole	\$875.00

**Order No: WN-16X46-10HOLERIM**


Description	Retail
 Rim, 16 x 46 Applications: 4230, 4240, 4250, 4430, 4440, 4450, 4630, 4640, 4650, 4840, 4850, 8430, 8440, 8630, 8640, 8850 Features: 10 Bolt Dual	\$1,134.00

**Order No: WN-18X42-10HOLERIM**


Description	Retail
Rim, 18 X 42, Dual Applications: 4230, 4240, 4250, 4430, 4440, 4450, 4630, 4640, 4650, 4840, 4850, 8430, 8440, 8630, 8640, 8850 Features: 10 Bolt	\$942.00

**Rims: Closed Center Rims**


**Order No: WN-10X15-6BOLT**

Description	Retail
 Rim, 10 X 15, Press Steel Applications: 50, 60, 70, 420, 430, 520, 530, 620, 630, 720, 730, 1010, 1020, 1520, 1530, 2010, 2020, 2030, 2040, 2240, 2440, 2510, 2520, 2530, 2550, 2555, 2630 Features: 6 Bolt	\$75.00


**Order No: WN-10X16-6BOLT**

Description	Retail
 Rim, 10 X 16, Press Steel Applications: 50, 60, 70, 420, 430, 520, 530, 620, 630, 720, 730, 1010, 1020, 1520, 1530, 2010, 2020, 2030, 2040, 2240, 2440, 2510, 2520, 2530, 2550, 2555, 2630 Features: 6 Bolt, 4 1/4" Inside Dish, 5 3/4" Outside Dish	\$117.00

**Order No: WN-10X16WHEEL**

Description	Retail
 Rim, 10 X 16 Applications: 4050, 4055, 4240, 4250, 4255, 4440, 4450, 4455, 4555, 4560, 4640, 4650, 4755, 4760, 4840, 4850, 4955, 4960, 5020, 6030, 7400, 7410, 7600, 7610 Features: 8 Bolt Reversible, 4 1/4" Inside Dish, 5 3/4" Outside Dish	\$122.00


**Order No: WN-11X16.1-8HRIM**

Description	Retail
 Rim, 11 X 16.1 Applications: 4050, 4055, 4230, 4240, 4250, 4255, 4320, 4430, 4440, 4450, 4455, 4520, 4555, 4560, 4620, 4630, 4640, 4755, 4760, 4840, 4850, 4955, 4960, 5020 Features: 6" Offset for 14L x 16.1 Tire	\$149.00


**Order No: WN-6X16-6BOLT-HD**

Description	Retail
Rim, 6" x 16", Heavy Duty, 6 Bolt Applications: Various Features: 3/8" Thick Flat Plate Center	\$117.00

**Order No: WN-8X15-6BOLT**

Description	Retail
 Rim, 8 X 15 Applications: 40, 50, 60, 70, 420, 430, 520, 530, 620, 630, 720, 730, 1010, 1020, 1520, 1530, 2010, 2020, 2030, 2040, 2240, 2440, 2510, 2520, 2530, 2550, 2555 Features: 6 Bolt, 6" Circle, 4 5/8" Pilot	\$75.00


**Order No: WN-8X15-6BOLT-HD**

Description	Retail
 Rim, 8 X 15 Applications: 40, 50, 60, 70, 420, 430, 520, 530, 620, 630, 720, 730, 1010, 1020, 1520, 1530, 2010, 2020, 2030, 2040, 2240, 2440, 2510, 2520, 2530, 2550, 2555 Features: 6 Bolt, 3/8" Heavy Duty Center	\$109.00

**Order No: WN-8X15-8BOLT-JD**

Description	Retail
Rim, 8" x 15" Applications: 2750, 2755, 2840, 2855, 2940, 2950, 2955, 4050, 4055, 4240, 4250, 4255, 4440, 4450, 4455, 4520, 4555, 4560, 4620, 4630, 4640, 4650, 4755, 4760 Features: 8 Bolt, JD Offset, Yellow	\$86.75

**Order No: WN-8X16-8BOLT**


Description	Retail
 Rim, 8 x 16 Applications: 2750, 2755, 2840, 2855, 2940, 2950, 2955, 4050, 4055, 4240, 4250, 4255, 4440, 4450, 4455, 4520, 4555, 4560, 4620, 4630, 4640, 4650, 4755, 4760 Features: 8 Bolt	\$125.00

**Order No: WN-8X16-8BOLTHD**


**Tractor: Wheels, Rims, Tires & Tracks**

**Rims: Closed Center Rims**

**Order No: WN-8X16-8BOLTHD**

Description	Retail
 Rim, 8" x 16", 8 Bolt, Heavy Duty Applications: 2750, 2755, 2840, 2855, 2940, 2950, 2955, 4050, 4055, 4240, 4250, 4255, 4440, 4450, 4455, 4520, 4555, 4560, 4620, 4630, 4640, 4650, 4755, 4760 Features: 2" Offset From Inside, 3/8" Thick Flat Plate Center	\$142.00

**Order No: WN-8X16WHEEL**

Description	Retail
 Rim, 8 X 16 Applications: 40, 50, 60, 70, 420, 430, 520, 530, 620, 630, 720, 730, 1010, 1020, 1520, 1530, 2010, 2020, 2030, 2040, 2240, 2440, 2510, 2520, 2530, 2550, 2555 Features: 6 Bolt, 6" Circle, 4 5/8" Pilot	\$75.00

**Order No: WN-92594**

Description	Retail
Wheel, 28", Steel Applications: 40, 420, 430, 1010, 1020, 1520, 1530, 2010, 2020, 2030, 2040, 2240, 2440, 2510, 2520, 2530, 2550, 2555, 2630, 2640, 2750, 2755, 2840, 2855, 2940 Features: 8 Bolt, 8" Bolt Circle, 6" Pilot	\$142.00


**Order No: WN-AR90898**

Description	Retail
 Rim, 11" X16.1", 8 Bolt Applications: 4555, 4560, 4630, 4640, 4650, 4755, 4760, 4840, 4955, 4960 Features: 4-1/2" Inch Back Offset, 14L X 16.1 Tires, Yellow	\$149.00


**Order No: WN-AR90898HD**

Description	Retail
Rim, 11" X 16.1", 8 Bolt, Heavy Duty Applications: 4555, 4560, 4630, 4640, 4650, 4755, 4760, 4840, 4850, 4955, 4960 Features: 4-1/2" Inch Back Offset, 14L X 16.1 Tires, Yellow	\$182.00

**Order No: WN-FW45166**

Description	Retail
 Rim, 4.5" x 16", Front Applications: 1010, 1020, 1120, 1520, 1530, 2010, 2020, 2120, 2030, 2040, 2440, 2510, 2520, 420, 430, 50, 520, 530, 60, 620, 630, 70, 720, 730, 820, 920 Features: 6 Hole, Universal Rim Fits Several Models, Primer Gray 820 3 Cyl	\$55.00

**Order No: WN-FW55166**

Description	Retail
 Rim, 5.5" x 16", Front Applications: 1040, 1140, 1640, 2040, 2040S, 2140, 2150, 2155, 2255, 2350, 2355, 2355N, 2550, 2555, 2750, 2755, 2855N, 40, 420, 430, 50, 520, 60, 70, 840, 940 Features: 6 Hole, Universal Rim Fits Several Models, Primer Gray	\$65.00

**Order No: WN-JD3037**


Description	Retail
Rim, 12 x 28 Applications: 1020, 2020, 2030 Features: Double Beveled, Yellow	\$417.00

**Order No: WN-JD3219**


Description	Retail
 Rim, 10" X 15", 6 Bolt, JD Front, Yellow Applications: 3055, 3255, 4040, 4050, 4055, 4255, 4455, 4240, 4250, 4430, 4440, 4450, 4455, 4520, 4620, 4630, 7405 Features: 4-1/4" and 5-3/4" Offset, Light Duty	\$86.75

Center, Yellow

**Order No: WN-RE48141**

Description	Retail
 Rim, 16 x 38 Applications: 4055, 4255, 4455, 4555, 4560, 4755, 4760, 4960, 7200, 7210, 7400, 7410, 7510, 7600, 7610, 7700, 7710, 7800, 7810 Features: 12 Bolt, 76.2 mm Flange Offset, For 18.4" Tire	\$1,067.00

**Order No: WN-RE50911**

Description	Retail
 Rim, 16" x 42", 10 Hole Applications: 4230, 4240, 4250, 4255, 4430, 4440, 4450, 4455, 4555, 4560, 4630, 4640, 4650, 4755, 4760, 4840, 4850, 4955, 4960, 7600, 7800 Features: 11" Pilot, Uses 7/8" Bolts, Not Included, Painted Yellow	\$875.00

**Rims: Loop Rims**


**Order No: WN-12X24-4LOOPRIM**

Description	Retail
Rim, 12 X 24 Applications: 40, 50, 60, 70, 420, 430, 520, 530, 620, 630, 720, 730, 1010, 2010, A, B, G, M, MT Features: 4 Loop	\$225.00

**Order No: WN-12X26-8LOOP**

Description	Retail
Rim, 12" X 26", 8 Loop Applications: 4050, 4250, 4450 Features: Yellow	\$350.00


**Order No: WN-AT20521**

Description	Retail
 Rim, 15" x 24", Rear Applications: DEXTA, SUPER DEXTA, 1020, 1250, 1450, 1530, 1650, 1850N, 1950N, 2010, 2020, 2030, 2040, 2150, 2155, 2240, 2440, 2630, 2640, 5105, 5200, 5205 Features: 6 Lug, 20" Loop Spread, Universal Rim Fits Several Models,	\$210.00


**Order No: WN-RE33733**

Description	Retail
Rim, 13" x 30" Applications: 4055, 4255, 4455, 4555, 4755, 4955 Features: 8 Loop	\$467.00


**Order No: WN-RW08244**

Description	Retail
 Rim, 8" x 24", Rear Applications: 1010, 1020, 1520, 1530, 2010, 2020, 2030, 2040, 2240, 2440, 2510, 2520, 2530, 2550, 2555, 2630, 2640, 2750, 2755, 2840, 2855, 2940, 40, 420, 430 Features: 4 Lug, Universal Rim Fits Several Models	\$105.00

**Order No: WN-RW09286**

Description	Retail
 Rim 9" x 28", Rear Applications: 1010, 1020, 1520, 1530, 2010, 2020, 2030, 2040, 2240, 2440, 2510, 2520, 2530, 2550, 2555, 2630, 2640, 2750, 2755, 2840, 2855, 2940, 40, 420, 430 Features: 6 Lug, Universal Rim Fits Several Models	\$105.00

**Order No: WN-RW10244**


Description	Retail
 Rim, 10" x 24", Rear Applications: M, MT, 1010, 1020, 1520, 1530, 2010, 2020, 2030, 40, 420, 430 Features: 4 Lug, Universal Rim Fits Several Models	\$105.00

**Order No: WN-RW10286**


**Tractor: Wheels, Rims, Tires & Tracks**

**Rims: Loop Rims**


Order No: WN-RW10286

Description	Retail
 Rim, 10 X 28 Applications: 40, 420, 430, 1010, 1020, 1520, 1530, 2010, 2020, 2030, 2040, 2240, 2440, 2510, 2520, 2530, 2550, 2555, 2630, 2640, 2750, 2755, 2840, 2855, 2940 Features: 6 Lug	\$148.00

Order No: WN-RW11286

Description	Retail
 Rim, 11" x 28", Rear Applications: 1010, 1020, 1520, 1530, 2010, 2020, 2030, 2040, 2240, 2440, 2510, 2520, 2530, 2550, 2555, 2630, 2640, 2750, 2755, 2840, 2855, 2940, 40, 420, 430 Features: 6 Lug, Universal Rim Fits Several Model	\$140.00


Order No: WN-RW12246

Description	Retail
 Rim, 12" x 24", Rear Applications: A, B, G, M, MT, 1010, 1020, 1520, 1530, 2010, 2020, 2030, 2040, 2240, 2440, 40, 420, 430, 50, 60, 70 Features: 6 Lug, Universal Rim Fits Several Models	\$120.00

Order No: WN-RW12368


Description	Retail
Rim, 12 X 36 Applications: 2510, 2520, 2530, 2550, 2555, 2630, 2640, 2750, 2755, 2840, 2855, 2940, 2950, 2955 Features: 8 Lug	\$264.18

Order No: WN-RW13288

Description	Retail
 Rim, 13" x 28", Rear Applications: 1010, 1020, 1520, 1530, 2010, 2020, 2030, 2040, 2240, 2440, 2510, 2520, 2530, 2550, 2555, 2630, 2640, 2750, 2755, 40, 420, 430 Features: 8 Lug, Universal Rim Fits Several Models	\$150.00

**Rims: Open Center Rims**

Order No: WN-12X38DBRIM-YELLOW

Description	Retail
 Rim, 12" x 38", Double Bevel Applications: 2510, 2520, 3010, 3020, 4000, 4010, 4020, 4030, 4040, 4050, 4230, 4240, 4320, 4430, 4440, 4520, 4620, 4630 Features: Offset 1-1/2" from Side of Rim Opposite of Valve Stem	\$277.00


Order No: WN-12X38DBVLRIM

Description	Retail
Rim, 12 X 38 Applications: 40, 50, 60, 70, 420, 430, 520, 530, 620, 630, 720, 730, 1010, 1020, 1520, 1530, 2010, 2020, 2030, 2040, 2510, 2520, 2530, 2550, 2555, 2630, 2640 Features: Double Bevel	\$277.00

Order No: WN-13X28DBVRIM

Description	Retail
 Rim, 13 X 28, Double Bevel Applications: 2040, 2240, 2440, 2640, 2840, 2940	\$284.00


Order No: WN-13X34WAFFLE

Description	Retail
 Rim, 13" x 34", Waffle Applications: 7410, 7610, 7710, 7720, 7810, 7820, 7920, 8100, 8110, 8120, 8200, 8210, 8220, 8300, 8310, 8320, 8400, 8410, 8420, 8520 Features: 7610 s/n -089999	\$459.00

Order No: WN-14X38CONVERSION

Description	Retail
Rim, 14X38X36, Conversion Applications: 1640, 1830, 1840, 2020, 2030, 2040, 2120, 2130, 2140, 2350, 2355, 2440, 2550, 2555, 2630, 2640, 2750, 2755, 2840, 2940, 2940, 2955, 3030, 3040, 3130, 3140, 3150, 3155, 5200, 5210, 5300, 5310, 5400, 5410, 5420, 5500, 5510, 5520, 6110, 6200, 6210, 6300, 6310, 6400, 6410, 6500 Features: Manheim Style, Yellow 2955 s/n -765516	\$542.00


Order No: WN-14X38DBVRIM

Description	Retail
 Rim, 14" x 38" Applications: 50, 60, 70, 520, 530, 620, 630, 720, 730, 1010, 1020, 1520, 1530, 2010, 2020, 2030, 2040, 2240, 2440, 2510, 2520, 2530, 2550, 2555, 2630, 2640 Features: Double Bevel, 9" and 14" Notches, Silver	\$339.00


Order No: WN-14X38DBVRIMY

Description	Retail
Rim, 14" x 38" Applications: 50, 60, 70, 520, 530, 620, 630, 720, 730, 1010, 1020, 1520, 1530, 2010, 2020, 2030, 2040, 2240, 2440, 2510, 2520, 2530, 2550, 2555, 2630, 2640 Features: Double Bevel, 9" and 14" Notches, Yellow	\$278.00


Order No: WN-15X34WAFFLE

Description	Retail
 Rim, 15" X 34", Waffle Applications: 7410, 7610, 7710, 7720, 7810, 7820, 7920, 8100, 8110, 8120, 8200, 8210, 8220, 8300, 8310, 8320, 8400, 8410, 8420, 8520	\$484.00


Order No: WN-16X34DBVRIM

Description	Retail
 Rim, 16" x 34", Double Bevel Applications: 3020, 4000, 4010, 4020, 4030, 4040, 4050, 4230, 4240, 4250, 4320, 4430, 4440, 4450, 7020, 7520, 8430, 8440, 8450, 8630, 8640, 8650 Features: Yellow	\$287.00


Order No: WN-16X38DBVRIM-Y

Description	Retail
 Rim, 16" X 38" Applications: 4230, 4240, 4250, 4430, 4440, 4450, 4630, 4640, 4650, 4840, 4850, 8430, 8440, 8630, 8640, 8850 Features: Double Bevel, 9" and 14" Notches, Yellow	\$380.00

Order No: WN-16X42DBVRIM

Description	Retail
 Rim, 16 X 42, Step Up Applications: 4230, 4240, 4250, 4430, 4440, 4450, 4630, 4640, 4650, 4840, 4850, 8430, 8440, 8630, 8640, 8850 Features: 9" and 14" Spacing Between Lugs, Fits 38" Casting	\$534.00

Order No: WN-18X38-42DBVRIM

Description	Retail
 Rim, 18 X 42, Step Up Applications: 4230, 4240, 4250, 4430, 4440, 4450, 4630, 4640, 4650, 4840, 4850, 8430, 8440, 8630, 8640, 8850 Features: 7" and 9" Spacing Between Lugs, Fits 38" Casting	\$725.00

Order No: WN-18X38DBVRIM

Description	Retail
Rim, 18 X 38, Double Bevel Applications: 1010, 1020, 1520, 1530, 2010, 2020, 2030, 2040, 2240, 2440, 2510, 2520, 2530, 2550, 2555, 2630, 2640, 2750, 2755, 2840, 2855, 2940, 2950, 2955	\$450.00




**Tractor: Wheels, Rims, Tires & Tracks**

**Rims: Open Center Rims**


**Order No: WN-18X38DBVRIM**

2555, 2630, 2640, 2750, 2755, 2840, 2855, 2940, 2950, 2955  
Features: 9" and 14" Spacing Between Lugs, Silver

**Order No: WN-18X38DBVRIM-Y**

 Description	Retail
Rim, 18" x 38", Double Bevel Applications: 1010, 1020, 1520, 1530, 2010, 2020, 2030, 2040, 2240, 2440, 2510, 2520, 2530, 2550, 2555, 2630, 2640, 2750, 2755, 2840, 2855, 2940, 2950, 2955 Features: 9" and 14" Spacing Between Lugs, Yellow Also available in SILVER WN-18X38DBVRIM	\$450.00

**Order No: WN-FW08166**

 Description	Retail
Rim, 8" x 16", Front Applications: 1010, 1020, 1520, 1530, 2010, 2020, 2030, 2040, 2240, 2440, 2510, 2520, 2530, 2550, 2555 Features: 6 Lug, Universal Rim Fits Several Models	\$90.00


**Order No: WN-R179977**

Description	Retail
Rim, Waffle, Center Applications: 7210, 7410, 7510, 7220, 7320, 7420, 7520 Features: 26", 10 Bolt, Center, Yellow	\$295.00


**Order No: WN-R80307**

Description	Retail
Rim, 16" x 42", Double Bevel Applications: 4230, 4240, 4250, 4430, 4440, 4450, 4630, 4640, 4650, 4840, 4850, 8430, 8440, 8630, 8640, 8850 Features: 7" Spacing's, Yellow	\$517.00


**Order No: WN-RE156604**

 Description	Retail
Rim, 12" x 28", Waffle Style Applications: 7200, 7400, 7510, 7810 Features: MFWD, Yellow	\$350.00

**Order No: WN-RE156605**

 Description	Retail
Rim, 15" x 28", Waffle Applications: 4555, 4755, 4955, 4560, 4760, 4960, 7200, 7400, 7210, 7410, 7510, 7600, 7700, 7800, 7610, 7710, 7810 Features: For MFWD, Yellow	\$367.00

**Order No: WN-RE156608**

 Description	Retail
Rim, 15" X 30" Waffle Style Applications: 4555, 4755, 4955, 4560, 4760, 4960, 7600, 7700, 7800, 7610, 7710, 7810, 7720, 7820, 7920, 8100, 8200, 8300, 8310, 8400, 8410, 8420, 8520 Features: Rim Only, 12 Bolt Hole: 3 Per Tab 24 Total	\$417.00

**Order No: WN-RE174760**


Description	Retail
Rim, 18" x 38", 12 Bolt Applications: 7210, 7220, 7320, 7410, 7420, 7510, 7520, 7610, 7710, 7720, 7810, 7820, 7920, 8100, 8200, 8300, 8400, 9100, 9200, 9300, 9400 Features: 76.2 Flange Offset, For 20.8 Tire, Yellow	\$1,075.00

**Order No: WN-RE175532**

Description	Retail
Rim, 13" X 46", Open Center Applications: 4050, 4055, 4250, 4255, 4450, 4455,	\$917.00

4555, 4560, 4755, 4760, 4960, 7200, 7210, 7220, 7320, 7410, 7420, 7510, 7520, 7600, 7610, 7700, 7710, 7720,  
Features: 12 Bolt , 76.2 MM Offset 7800, 7810, 7820, 7920, 8100, 8200, 8300, 8400, 8110, 8210, 8310, 8410, 8220, 8320, 8420, 8520,

**Order No: WN-RE175533**

 Description	Retail
Rim, 16" x 46" Applications: 4555, 4755, 4955, 8100, 8110, 8200, 8210, 8300, 8310, 8400, 8410, 9100, 9200, 9300, 9400 Features: 12 Bolt, Open Center, Bolts Directly to Cast Wheel, Yellow	\$935.00


**Order No: WN-RE49472**

Description	Retail
Rim, 15x26, Waffle Applications: 4555, 4755, 4955, 4560, 4760, 4960, 7200, 7400, 7210, 7410, 7510, 7220, 7320, 7600, 7700, 7800, 7610, 7710, 7810 Features: 16.9x26 Tire, MFWD, Yellow	\$350.00

**Order No: WN-RE49475**

 Description	Retail
Rim, 13" x 30", Waffle Style Applications: 4555, 4560, 4750, 4755, 4950, 4955, 7210, 7410, 7610, 7710, 7810, 8100, 8200, 8300, 8400 Features: 3 Bolt Flange, Yellow	\$383.00

**Order No: WN-RE50750**

 Description	Retail
Rim, 16" x 42" Applications: 4455, 4555, 4560, 4755, 7210, 7220, 7320, 7410, 7420, 7510, 7520, 7600, 7610, 7700, 7710, 7720, 7800, 7810, 7820, 7920, 8100, 8200, 8300, 8400 Features: 12 Bolt, Open Center, 76.2 mm Flange Offset, Yellow	\$800.00

**Order No: WN-T24157**


Description	Retail
Rim, 15 X 30, Manhiem Conversion Applications: 1020, 1120, 1640, 1830, 2020, 2040, 2040S, 2120, 2130, 2140, 2350, 2355, 2550, 2555, 2440, 2630, 2640, 2750, 2950, 2955, 5200, 5300, 5400, 5500 Features: Double Bevel, 25" Center Opening 2750, 2950, 2955, 5200, 5300, 5400, 5500, 5210, 5310, 5410, 5510	\$450.00

**Order No: WN-WHS040**


Description	Retail
Rim, 8" x 24", Blank, Rear Applications: M, MI Features: Inside Diameter Is 22"	\$125.00

**Rims: Power Adjust / Spin Out Rims**

**Order No: WN-11X28SORIM**

 Description	Retail
Rim, 11 X 28 Applications: 40, 50, 60, 70, 420, 430, 520, 530, 620, 630, 720, 730, 1010, 1020, 1520, 1530, 2010, 2020, 2030, 2040, 2240, 2440, 2510, 2520, 2530, 2550, 2555 Features: 4 Rail Spinout, 4 Stops, Drilled Parallel, 10" Adj, 2 1/2"	\$365.00


**Order No: WN-12X26SORIM**

 Description	Retail
Rim, 12 X 26 Applications: 40, 50, 60, 70, 420, 430, 520, 530, 620, 630, 720, 730, 1010, 1020, 1520, 1530, 2010, 2020, 2030, 2040, 2240, 2440, 2510, 2520, 2530, 2550, 2555 Features: 4 Rail Spinout, 5 Stops, Drilled Parallel, 10' Adj, 2"	\$400.00


**Tractor: Wheels, Rims, Tires & Tracks**

**Rims: Power Adjust / Spin Out Rims**


Order No: WN-12X28SORIM

Description	Retail
 Rim, 12 X 28 Applications: 40, 50, 60, 70, 420, 430, 520, 530, 620, 630, 720, 730, 1010, 1020, 1520, 1530, 2010, 2020, 2030, 2040, 2240, 2440, 2510, 2520, 2530, 2550, 2555 Features: 4 Rail Spinout, 4 Stops, Drilled Parallel, 10" Adj, 2.5"	\$409.00


Order No: WN-13X28SORIM

Description	Retail
 Rim, 13 X 28 Applications: 40, 50, 60, 70, 420, 430, 520, 530, 620, 630, 720, 730, 1010, 1020, 1520, 1530, 2010, 2020, 2030, 2040, 2240, 2440, 2510, 2520, 2530, 2550, 2555 Features: 4 Rail Spinout, 4 Stops, Drilled Parallel, 10" Adj, 2.5"	\$425.00

Order No: WN-14X38PA6

Description	Retail
 Rim, 14" x 38" Applications: 1010, 1020, 1520, 1530, 2010, 2020, 2030, 2040, 2240, 2440, 2510, 2520, 2530, 2550, 2555, 2630, 2640, 2750, 2755, 2840, 2855 Features: 6 Rail Spinout, Drilled Parallel	\$575.00

Order No: WN-15X28SORIM


Description	Retail
 Rim, 15 X 28 Applications: 40, 420, 430, 1010, 1020, 1520, 1530, 2010, 2020, 2030, 2040, 2240, 2440, 2510, 2520, 2530, 2550, 2555, 2630, 2640, 2750, 2755, 2840, 2855, 2940 Features: 4 Rail Spinout, 4 Stop Holes, Drilled Parallel, 12" Adj, 3"	\$467.00

Order No: WN-15X28SORIM-5

Description	Retail
Rim, 15 x 28 Applications: 40, 420, 430, 1010, 1020, 1520, 1530, 2010, 2020, 2030, 2040, 2240, 2440, 2510, 2520, 2530, 2550, 2555, 2630, 2640, 2750, 2755, 2840, 2855, 2940 Features: 5 Rail Power Adjust	\$542.00

**Wheels: Bolts, Bushings, Clamps, Miscellaneous**

Order No: WN-R175576KIT

Description	Retail
 Rim, Bolt, Kit Applications: 4560, 4760, 4960, 7200, 7210, 7220, 7320, 7400, 7410, 7420, 7600, 7610, 7700, 7710, 7720, 7810, 7820, 7920, 8100, 8110, 8120, 8200, 8210 Features: Includes 1 Bolt, 1 Washer, 1 Nut, For Waffle Style Rims	\$4.50

Order No: WN-TE9NW

Description	Retail
 Wheel, T-Rail Economy Clamp Applications: Various Features: For T-Rail Style Dual Wheels	\$19.50


**Wheels: Lugs**

Order No: WN-STEPUGLUG

Description	Retail
Step Up Lug Applications: 2510, 2520, 2530, 2550, 2555, 2630, 2640, 2750, 2755, 2840, 2855, 2940, 2950, 2955, 3010, 3020, 4010, 4020, 4030, 4040, 4230, 4320 Features: Malleable Iron Step Up Lug To Adapt 38" Rim On 34" Center	\$16.75

**Wheels: Pressed Steel Centers**

Order No: WN-R156497


Description	Retail
 Wheel, Center, Waffle Applications: 4555, 4755, 4955, 7810, 7820, 8100, 8200, 8300, 8400, 8110, 8210, 8310, 8410 Features: 28" or 30", 12 Bolt, Yellow	\$275.00

Order No: WN-R156499

Description	Retail
Wheel, Waffle Center, 34" Applications: 4560, 4760, 4960, 7200, 7210, 7320, 7400, 7410, 7420, 7510, 7520, 7600, 7610, 7700, 7710, 7720, 7810, 7820, 7920, 8100, 8110, 8120, 8200, 8210, Features: MFWD, 3 Bolt Flange, Yellow	\$300.00

**Wheels: Wedges**

Order No: WN-AR83354

Description	Retail
 Wheel, Wedge Applications: 4430, 4440, 4450, 4520, 4620, 4630, 5010, 5020, 6030, 8430, 8630 Features: 92 MM, 3-5/8" Axle, Keyed Half	\$192.00


Order No: WN-AR83355

Description	Retail
 Keyed Axle Half Sleeve Applications: 4040, 4050, 4240, 4250, 4430, 7020, 7520 Features: Keyed Half, 3-3/8" Axle, 86mm	\$209.00

Order No: WN-KR100

Description	Retail
Wheel, Wedge Applications: M & W Features: Universal Hub For 100mm Axle	\$221.00

Order No: WN-R33532

Description	Retail
 Wheel Wedge Applications: 4000, 4020, 4040, 4050, 4230, 4240, 4250, 4320, 4430, 4440, 4455, 7020, 7520 Features: Keyed Half, 3-3/8 Axle Size 4000 Row Crop & STD, 4020 Row Crop & STD, 4050 (Eff. S/N 2875), 4250 (From S/N 3914), 4455 (Mexico), 7405 (With 18.4x38 Tires), For use with Cast Rear Wheels R33450, R34680, R48954, R48955, R52160, R70309	\$134.00

**Windrower: All Windrower Parts**

**All Windrower Parts: All Windrower Parts**

Order No: WN-AE38140

Description	Retail
Swather Belt, Twin Swath Applications: 2280, 2320 Features: 42" X 186", Rub-R-Cleat W/ 130 Platform	\$297.00


Order No: WN-AE48125

Description	Retail
Sickle, Head, Left Hand Applications: 200, 300, 300A, 1207, 1209, 1209, 1217, 1219, 1380, 1424, 1600, 1600A Features: Includes Needle Bearing	\$109.38

Order No: WN-AE48583

Description	Retail
Sickle Driver Head Applications: 250, 350, 3700, 450, 47, 50	\$99.00

Order No: WN-E35829

Description	Retail
 Belt, Variable Drive Applications: 780, 800, 830 Features: 1-3/4" X 67.93"	\$140.08

Order No: WN-E50822

John Deere®

**Windrower: All Windrower Parts**

**All Windrower Parts: All Windrower Parts**


**Order No: WN-E50822**

	<b>Description</b>	<b>Retail</b>
	Bearing, Flange Half Applications: 6620, 7720, 8820, 7721, 6622, 1214, 1380, 1424, 3430, 3830, 1600 Features: 4 Bolt Round, 80mm	\$3.50

**Order No: WN-F4Z80**

	<b>Description</b>	<b>Retail</b>
	Bearing, Flange Half Applications: 6620, 7720, 8820, 7721, 6622, 1214, 1380, 1424, 3430, 3830 Features: 4 Bolt Round, W/ Zerk, 80mm	\$6.95

**Order No: WN-RE62916**

	<b>Description</b>	<b>Retail</b>
	Starter Applications: 3300, 4400, 4420, 6600, 9900, 9930, 355D, 2270, 2280, 2360, 2420, 3420, 3830, 1020, 1520, 1530, 2020, 2030, 2240, 2440, 2630, 2640, 400, 5200, 5300, 5400, 5500, 5500N, 329 Features: Delco, CW, 10 Teeth, 12V, Gear Reduction 7400 S/N 1001-, 1530 S/N -152929, 2240 S/N -349999, 2640 S/N -340999, 5200 S/N -281563, 5300 S/N -239491, 5400 S/N -281563	\$128.00





# LED LIGHTS



**Quality People, Affordable Parts!**



# LED Lights to fit John Deere® Tractors

\*Prices subject to change without notice. All prices are MSRP.



## WN-8000LEDKIT

Light, LED, Kit, LED Light Kit, Includes 12 lights, 1700 Lumens  
8100, 8200, 8300, 8400, 8100T, 8200T, 8300T, 8400T, 8110, 8210, 8310, 8410, 8110T, 8210T, 8310T, 8410T

**\$960.00**

**WN-RE330060 - (2)**      **WN-RE330062 - (4)**  
**WN-RE330061 - (2)**      **WN-RE342545 - (4)**  
**WN-RE306510 - (4)**

**WN-RE330060** Fender Mount Light & Bracket Kit, 1700 Lumens **\$75.00**  
7200, 7210, 7400, 7410, 7600, 7610, 7700, 7710, 7800, 7810, 8100, 8100T, 8110, 8200, 8200T, 8210, 8300, 8300T, 8310, 8400, 8400T, 8410, 8410T

**WN-RE330061** Side Mount Light & Bracket Kit, 1700 Lumens **\$75.00**  
7200, 7400, 7600, 7700, 7800, 8100, 8100T, 8110, 8200, 8200T, 8210, 8300, 8310, 8400, 8400T, 8410, 9100, 9200, 9300, 9300T, 9400, 9400T

**WN-RE330062** Bottom & Rear Mount Light & Bracket Kit, 1700 Lumens **\$75.00**  
8100, 8100T, 8110, 8110T, 8200, 8200T, 8210, 8210T, 8300, 8300T, 8310, 8310T, 8400, 8400T, 8410, 8410T, 9100, 9200, 9300, 9300T, 9400, 9400T

**WN-RE342545** Grill Mount Light & Bracket Kit, 1700 Lumens **\$75.00**  
8100, 8200, 8300, 8400, 8100T, 8200T, 8300T, 8400T, 8110, 8210, 8310, 8410, 8110T, 8210T, 8310T, 8410T, 9100, 9200, 9300, 9400, 9300T, 9400T

**WN-RE306510** 9-32V, 12W Cree LED, 600 Effective Lumens, Flood **\$50.00**  
JD: 4040, 4050, 4240, 4255, 4440, 4455, 4555, 4560, 4640, 4755, 4760, 4840, 4955, 4960, 7200, 7400, 7600, 7700, 7800, 8100, 8100T, 8200, 8300, 8400, 8100T, 8200T, 8300T, 8400T, 7210, 7410, 7510, 7610, 7710, 7810, 8110, 8210, 8310, 8410, 8110T, 8210T, 8310T, 8410T, 6200, 6300, 6400, 6500



**WN-AR60250** **\$39.00**  
LED Cab Roof Warning Light, For Cab and Canopy Models  
1020, 2020, 1520, 2030, 4030, 4230, 4430, 4630, 2630, 8430, 8630, 2440, 2640, 2940, 2040, 2240, 1050, 8450, 8650, 8850, 850, 1250, 1450, 1650, 4040, 4240, 4440, 4640, 4840, 4050, 4250, 4450, 4650, 4850, 8440, 8640, 8560, 8760, 8960, 870, 970, 1070, 4055, 4255, 4455, 4555, 4755, 4955



**WN-4020LED** **\$65.00**  
Lights, Cab, Assembly, Rear Post Mount, LED Trapezoid Light Assembly  
3020, 4020, 2510, 5020, 4520, 4000, 4320, 4620, 7020, 6030, 7520, 4030, 4230, 4430, 4630, 8430, 8630, 2940, 8850, 8450, 8650, 4040, 4240, 4440, 4640, 4840, 4050, 4250, 4450, 4650, 4850, 8440, 8640, 2140, 3040, 3140, 2350, 2550, 2750, 2950, 3150, 4350, 2955, 2755, 1355, 2555, 3155, 3055



**WN-1066LED** **\$65.00**  
Lights, Cab, Assembly, Rear Post Mount, LED Flood Light Assembly  
3020, 4020, 2510, 5020, 4520, 4000, 4320, 4620, 7020, 6030, 7520, 4030, 4230, 4430, 4630, 8430, 8630, 2940, 8850, 8450, 8650, 4040, 4240, 4440, 4640, 4840, 4050, 4250, 4450, 4650, 4850, 8440, 8640, 2140, 3040, 3140, 2350, 2550, 2750, 2950, 3150, 4350, 2955, 2755, 1355, 2555, 3155, 3055



**WN-RE561116 FLOOD** **\$50.00**  
**WN-RE561117 TRAPEZOID** **\$50.00**  
Lights, Cab, LED, 9-32V, 18W Cree LED, 1050 Effective Lumens  
3020, 4020, 2510, 5020, 4520, 4000, 4320, 4620, 7020, 6030, 7520, 4030, 4230, 4430, 4630, 8430, 8630, 2940, 8850, 8450, 8650, 4040, 4240, 4440, 4640, 4840, 4050, 4250, 4450, 4650, 4850, 8440, 8640, 2140, 3040, 3140, 2350, 2550, 2750, 2950, 3150, 4350, 2955, 2755, 1355, 2555, 3155, 3055

**WN-A25213** **\$15.00**  
Lights, Cab, Head Light, Rubber Ring, Light Bulb Holder  
3020, 4020, 2510, 5020, 4520, 4000, 4320, 4620, 7020, 6030, 7520, 4030, 4230, 4430, 4630, 8430, 8630, 2940, 8850, 8450, 8650, 4040, 4240, 4440, 4640, 4840, 4050, 4250, 4450, 4650, 4850, 8440, 8640, 2140, 3040, 3140, 2350, 2550, 2750, 2950, 3150, 4350, 2955, 2755, 1355, 2555, 3155, 3055



**WN-RE25125** **\$70.00**  
LED Hi/Lo Beam Light, Low Beam 550 Lumens, High Beam 1050 Lumens  
3020, 4020, 2510, 5020, 4520, 4000, 4320, 4620, 7020, 6030, 7520, 4030, 4230, 4430, 4630, 8430, 8630, 2940, 8850, 8450, 8650, 4040, 4240, 4440, 4640, 4840, 4050, 4250, 4450, 4650, 4850, 8440, 8640, 2140, 3040, 3140, 2350, 2550, 2750, 2950, 3150, 4350, 2955, 2755, 1355, 2555, 3155, 3055

**WN-RE322781** **\$95.00**  
LED Fender Light, Oval LED Light, 4000 Lumens  
8120, 8220, 8320, 8420, 8520, 9120, 9220, 9320, 9420, 9520, 9620, 7720, 7820, 7920, 7220, 7320, 7420, 7520, 9230, 9330, 9430, 9530, 9630, 7630, 7730, 7830, 7930, 8130, 8230, 8330, 8430, 8530



**WN-87106352** **\$89.00**  
LED Roof, Hood Light, Inner Roof, Outer Grill, HI 3500 Lumens LO 1600 Lumens  
7630, 7730, 7830, 7930, 8120, 8120T, 8130, 8220, 8220T, 8225R, 8230, 8230T, 8245R, 8270R, 8295RT, 8320, 8320R, 8320RT, 8320T, 8330, 8330T, 8345R, 8345RT, 8420, 8420T, 8430, 8430T, 8520, 8520T, 8530, 9120, 9220, 9230, 9320, 9320T, 9330, 9420, 9420T, 9430, 9430T, 9520, 9520T, 9530

\*Prices subject to change without notice. All prices are MSRP. Use of OEM numbers is for reference only. For a complete list of parts visit our website.

# LED Lights to fit John Deere® Tractors

\*Prices subject to change without notice. All prices are MSRP.



## WN-RE575338

**\$69.00**

Round LED light, 45w, 3000 Lumens  
7430, 7330, 7530, 7130, 7230, 6230, 6330, 6430, 6120, 6220, 6320, 6420, 6320L, 6420L, 6520L, 6215, 6415, 6615, 6715, 6115M, 6105M, 6125M, 6140M, 6150M, 6170M, 7420, 7520, 5220, 5320, 5420, 5520, 5603, 5101E, 5083E, 5093E, 5093EN, 5101EN, 5325, 5425N, 5525N, 5225, 5325, 5425, 5525

## WN-RE573609

**\$95.00**



Body LED Light, 45w, 3300 Lumens  
6170R, 6190R, 6210R, 610R, 6115R, 6125R, 6140R, 6150R, 6150RH, 6175R, 6195R, 6215R, 6110R, 6120R, 6130R, 6145R, 6155R, 6155RH, 7210R, 7230R, 7250R, 7270R, 7290R, 8245R, 8270R, 8295R, 8320R, 8345R, 8370R, 8320RT, 8345RT, 8370RT, 8335R, 7310R, 9370R, 9420R, 9470R, 9520R, 9570R



## WN-RE581074

**\$79.00**

LED Grille Light, Square Front Grille Light, 2300 Lumens  
9100, 9200, 9300, 9400, 9300T, 9400T

## WN-RE65222

**\$65.00**



LED Grille Light, Hi-Lo Beam  
9100, 9200, 9300, 9400, 9300T, 9400T



## WN-87328621

**\$75.00**

LED Grille Light, 40 Watt  
6105M, 6105R, 6110M, 6110R, 6115M, 6115R, 6120M, 6120R, 6125M, 6125R, 6130M, 6130R, 6140M, 6140R, 6145M, 6145R, 6150M, 6150R, 6150RH, 6155M, 6155R, 6155RH, 6170M, 6170R, 6175M, 6175R, 6190R, 6195M, 9195R, 6210R, 6215R

## WN-RE573609

**\$95.00**



Body LED Light, 45w, 3300 Lumens  
7210R, 7230R, 7250R, 7270R, 7290R, 8245R, 8270R, 8295R, 8320R, 8345R, 8370R, 8320RT, 8345RT, 8370RT, 8335R, 7310R, 9370R, 9420R, 9470R, 9520R, 9570R, 9620R, 9470RT, 9520RT, 9570RT, 9470RX, 9520RX, 9570RX, 9620RX



## WN-RE269110

**\$85.00**

LED Grille Light  
5045D, 5045E, 5055D, 5055E, 5065E, 5075E, 6100D, 6110D, 6115D, 6125D, 6130D, 6140D, 5425, 5625, 5725, 6140J, 6155J, 5083E, 5093E, 5076E, 5076EL, 5076EF, 5076EN, 5082E, 5083EN, 5093EN, 5101EN, 5090E, 5090EL, 5090EH, 5090EN, 5101E, 5065M, 5075M, 5085M, 5095MH, 5095M, 5105M

## WN-RE180613

**\$95.00**



LED Grille Light, For Inner Grille  
8120, 8220, 8320, 8420, 8520, 8120T, 8220T, 8320T, 8420T, 8520T, 9120, 9220, 9320, 9420, 9520, 9620, 9320T, 9420T, 9520T, 9620T, 8225R, 8245R, 8270R, 8295R, 8320R, 8345R, 8295RT, 8320RT, 8345RT, 9230, 9330, 9430, 9530, 9630, 9430T, 9530T, 9630T, 8130, 8230, 8330, 8430, 8530, 8230T

## WN-AR78825

**\$45.00**

LED Cab Tail Light , 9 Watt LED  
3020, 4020, 2510, 5020, 4520, 4000, 4320, 4620, 7020, 6030, 7520, 4030, 4230, 4430, 4630, 8430, 8630, 2940, 8850, 8450, 8650, 4040, 4240, 4440, 4640, 4840, 4050, 4450, 4650, 4850, 8440, 8640, 2140, 3040, 3140, 2350, 2550, 2750, 2950, 9900, 484, 9910, 9940, 9920, 9950, 7445, 930, 9960

## WN-388946R91

**\$25.00**



Lights, Cab, Assembly, Rear Post Mount, Sealed Beam Light Assembly  
2510, 2940, 3020, 4000, 4020, 4030, 4040, 4230, 4240, 4320, 4430, 4440, 4520, 4620, 4630, 5020, 6030, 7020, 7520, 8430, 8450, 8630, 8650, 8850

\*Prices subject to change without notice. All prices are MSRP. Use of OEM numbers is for reference only. For a complete list of parts visit our website.



# LED Lights to fit John Deere® Combines

\*Prices subject to change without notice. All prices are MSRP.



A



B



C



D



E



F



G

- WN-87106352** LED Roof, Hood Light, Inner Roof, Outer Grill, HI 3500 Lumens LO 1600 Lumens **\$89.00**  
**A** 7630, 7730, 7830, 7930, 8120, 8120T, 8130, 8220, 8220T, 8225R, 8230, 8230T, 8245R, 8270R, 8295RT, 8320, 8320R, 8320RT, 8320T, 8330, 8330T, 8345R, 8345RT, 8420, 8420T, 8430, 8430T, 8520, 8520T, 8530, 9120, 9220, 9230, 9320, 9320T, 9330, 9420, 9420T, 9430, 9430T, 9520, 9520T, 9530
- WN-AH159332** LED Roof Light, Roof, Side Finder, Cleaning Shoe, 3900 Lumens **\$90.00**  
**B** 9400, 9500, 9600, CTS, 9410, 9510, 9510SH, 9610, CTSII, 9450, 9550, 9550SH, 9650, 9650CTS, 9650STS, 9670STS, 9560, 9560SH, 9660, 9660CTS, 9570STS, 9870STS, 9670STS, 9770STS, 9860STS, 9660STS, 9760STS, 9560STS, 9570STS, 9870STS, 9670STS, 9770STS, S550, S660, S670, S680, S690
- WN-AH212522** LED Cab Roof Light, Oval LED, 4000 Lumens **\$94.00**  
**C** 7460, 9996, 7760, 7660, CP690, 7200, 7300, 7400, 7700, 7800, 7950, 7250, 7350, 7450, 7550, 7750, 7850, 7180, 7280, 7380, 7480, 7580, 7780, 7980, 9860STS, 9560, 9560SH, 9660, 9660STS, 9760STS, 9560STS, 9570STS, 9870STS, 9670STS, 9770STS, 7200, 7300, 7400, 7500, 7700, 7800, 7950
- WN-47430979** LED Work Light, 3200 Lumens **\$95.00**  
**D** 6105R, 6110R, 6115R, 6120R, 6125R, 6130R, 6140R, 6145R, 6150R, 6150RH, 6155R, 6155RH, 6170R, 6175R, 6190R, 6195R, 6210R, 6215R, 7200R, 7210R, 7230R, 7250R, 7260R, 7270R, 7280R, 7290R, 7310R, 8225R, 8235R, 8245R, 8260R, 8270R, 8270RT, 8285R, 8295R, 8295RT, 8310R, 8310RT, 8320R
- WN-RE561116** Lights, Cab, LED, 9-32V, 18W Cree LED, 1050 Effective Lumens **\$50.00**  
**E FLOOD** 3020, 4020, 2510, 5020, 4520, 4000, 4320, 4620, 7020, 6030, 7520, 4030, 4230, 4430, 4630, 8430, 8630, 2940, 8850, 8450, 8650, 4040, 4240, 4440, 4640, 4840, 4050, 4250, 4450, 4650, 4850, 8440, 8640, 2140, 3040, 3140, **\$50.00**
- WN-RE561117** Lights, Cab, LED, 9-32V, 18W Cree LED, 1050 Effective Lumens **\$50.00**  
**F TRAPEZOID** 2350, 2550, 2750, 2950, 3150, 4350, 2955, 2755, 1355, 2555, 3155, 3055
- WN-AXE16947** Oval LED Light, Oval Bottom Mount LED Light, 1500 Lumens **\$55.00**  
**G** 9860STS, 9560, 9560SH, 9660, 9660CTS, 9660STS, 9760STS, 9560STS, 9570STS, 9870STS, 9670STS, 9770STS, S550, S660, S670, S680, S690, 622X, 625X, 630X, 635X, 640X

\*Prices subject to change without notice. All prices are MSRP. Use of OEM numbers is for reference only. For a complete list of parts visit our website.

# Universal LED Lights

\*Prices subject to change without notice. All prices are MSRP.



**WN-LED101**  
\$30.00

**WN-LED101S**  
\$30.00

Flood  
Spot  
Lights, Cab, LED, 2" Square Light, 1-10 Watt LED, 1000 Lumens, WN-LED101 (flood), WN-LED101S (spot)



**WN-LED104**  
\$30.00

**WN-LED104S**  
\$30.00

Flood  
Spot  
Lights, Cab, LED, 2" Square Light, 4-3 Watt LED's, 900 Lumens, WN-LED104 (flood), WN-LED104S (spot)



**WN-LED730F**  
\$39.00

Square LED Flood Light, 9v-32v, 1730 Lumens, 4.25" x 4.25"



**WN-LED740F**  
\$49.00

Square LED Flood Light, 9v-32v, 3280 Lumens, 4.25" x 4.25"



**WN-LED-651**  
**A**

Lights, Cab, LED, 9-32V 24 Watt, Rectangle, LED Flood Beam, 1250 Lumens

**\$65.00**



**WN-LED660**  
**B**

Rectangle LED Light, Multi Angle Adjustable Mounting Bracket 40w 2600 Lumens

**\$70.00**



**WN-LED186**  
**C**

Light, Cab, LED, Rectangle Led Light, Flood Beam 1260 lm, Adjustable Mount

**\$ 40.00**



**WN-LED650**  
**D**

Oval LED Light, Multi Angle Adjustable Mounting Bracket, 40w, 2600 Lumens

**\$70.00**



**WN-LED2011**  
**E**

Light, Cab, LED, 6" Oval LED Spot Light, 5850 Lumens

**\$125.00**



**A**

**B**

Part Number	Watts	Light Pattern	Price
WN-LED-630F	9-32v 27w	Flood	\$67.00
WN-LED-630S	9-32v 27w	Spot	\$67.00
WN-LED-640F	9-32v 36w	Flood	\$90.00
WN-LED-640S	9-32v 36w	Spot	\$90.00



**C**

**D**

**WN-LED-920F - FLOOD**

Lights, Cab, LED, 9-32V 27 Watt, Round, 1400 Lumens

**\$49.00**



**WN-LED-920S - SPOT**

Lights, Cab, LED, 9-32V 27 Watt, Round, 1400 Lumens

**\$49.00**



\*Prices subject to change without notice. All prices are MSRP. Use of OEM numbers is for reference only. For a complete list of parts visit our website.





**WN-BLED173**  
\$65.00

Light, Cab, Warning Beacon, LED Beacon, Flexible Mount  
Various



← **FLEXIBLE MOUNT**



**WN-BMP100**  
\$15.00

Light, Cab, Warning Beacon,  
Pipe, Straight Pipe Mounting  
Bracket



**WN-BMP200**  
\$15.00

Light, Cab, Warning Beacon,  
Pipe, Threaded Style Mounting  
Bracket



**WN-BMP300**  
\$15.00

Light, Cab, Warning Beacon,  
Pipe, 2 Bolt style Mounting  
Bracket



**WN-BMP800**  
\$25.00

Light, Cab, Warning Beacon,  
Pipe, 2 Bolt Side Mount Bracket,  
360° Rotation

**WN-WL810**  
\$35.00

LED Warning Light, Fender Mount Warning Light

CS: 1030, 1060, 1070, 1090, 1170, 430, 470, 530, 570, 730, 770, 830, 870, 930, 970

FD: 2000 Series, 2600, 3000 Series, 3600, 3900, 4000 Series, 4600, 5000 Series, 5600, 5700, 6600, 6700, 7000 Series, 7100, 7200, 7600, 8000

IH: CUB, HYDRO 70, 100, 1066, 130, 140, 1466, 1468, 1566, 1568, 3088, 666, 674, 684, 686, 766, 784, 786, 884, 885, 895, 966

JD: 1020, 1520, 2020, 2030, 2150, 2350, 2355, 2440, 2520, 2630, 2640, 2750, 2950, 2955, 3020, 4000, 4020, 4320, 4620, 820, 920



**WN-AR60250**  
\$39.00

LED Cab Roof Warning Light, For Cab and Canopy Models

AC: 7000, 7010, 7020, 7030, 7040, 7045, 7050, 7060, 7080, 7085, 8550, 9130, 9150, 9170, 9190

JD: 1020, 2020, 1520, 2030, 4030, 4230, 4430, 4630, 2630, 8430, 8630, 2440, 2640, 2940, 2040, 2240, 1050, 8450, 8650, 8850, 850, 1250, 1450, 1650, 4040, 4240, 4440, 4640, 4840, 4050, 4250, 4450, 4650, 4850, 8440, 8640, 8560, 8760, 8960, 870, 970, 1070, 4055, 4255, 4455, 4555, 4755, 4955

MF: 4800, 4840, 4880, 4900

OL: 100, 120, 160, 185, 2-110, 2-135, 2-155, 2-180



**WN-LED884**  
\$149.00

Light, Warning Beacon, Magnetic Roof Mount Warning Beacon  
Various



**WN-WLA818 (AMBER)**  
\$20.00

Light, LED, Warning, 6"x 4" Magnetic Mount, LED Warning Light, Battery Incl.  
Various

**WN-WLR818 (RED)**  
\$20.00

Light, LED, Warning, 6"x 4" Magnetic Mount, LED Warning Light, Battery Incl.  
Various



# LED Light Bars

\*Prices subject to change without notice. All prices are MSRP.



**WN-LED-933** Lights, Cab, LED, 9-32V 72 Watt, 12" Light Bar, LED Flood Beam, 5040 Lumens  
**\$85.00**

**WN-LED-935C** Lights, Cab, LED, 9-32V, 108 Watt, 17" Light Bar, 7560 Lumens, Flood/Spot Beam  
**\$125.00**

**WN-LED-936** Lights, Cab, LED, 9-32V 126 Watt, 20" Light Bar, LED Combo Beam, 8820 Lumens  
**\$145.00**

**WN-LED-937** Lights, Cab, LED, 9-32V 234 Watt, 36" Light Bar, LED Combo Beam, 16,200 Lumens  
**\$295.00**



# LED Accessories

\*Prices subject to change without notice. All prices are MSRP.



**WN-CH135** **\$45.00**  
 Light, Harness, 35' Harness w/ Male & Female Connector



**WN-LTHS001** **\$25.00**  
 Lights, Cab, Harness, Universal Single Harness, Includes Switch Relay, Inline Fuse



**WN-LTHS2102** **\$30.00**  
 Lights, Cab, Harness, Universal Dual Harness, Includes Switch, Relay, Inline Fuse



**WN-LEDKC** **\$9.95**  
 LED Flasher Controller, 12V, .02A-20A, For Low Power Draw LED Flashers



**WN-LMC175** **\$9.95**  
 Light, Bracket, 1.75" Pipe Clamp, Light Mount



**WN-LMC200** **\$9.95**  
 Light, Bracket, 2" Pipe Clamp, Light Mount

\*Prices subject to change without notice. All prices are MSRP. Use of OEM numbers is for reference only. For a complete list of parts visit our website.

# LED Light Bulbs

\*Prices subject to change without notice. All prices are MSRP.



<p><b>WN-9703399LED</b></p> <p><b>A</b></p>	<p><b>H3 LED Bulb, Pack of 2, 300 Lumens</b></p> <p><b>CI:</b> 1294, 1394, 1494, 1594, 3220, 3230, 4210, 3230, 4240, 5120, 5130, 5140, 5220, 5230, 5240, 5250, 7210, 7220, 7230, 7240, 4250, 744, 844, 8910, 8920, 8930, 8940, 8950, CX100, C50, C60, C70, C80, C90, CX50, CX60, CX70, CX80, CX90, C100, DX40, DX45, DX55, DX60, JX100U, JX1060C, JX1070N</p> <p><b>JD:</b> 7600, 7700, 7800, 7200, 7400, 8100, 8200, 8300, 8400, 6200, 6300, 6400, 6200L, 6300L, 6400L, 6110, 6210, 6310, 6410, 6110L, 6210L, 6310L, 6410L, 6310S, 6410S, 6510S, 6105M, 6115M, 6125M, 6140M, 6150M, 6170M, 6405, 6605, 6120, 6220, 6320, 6420, 6120L, 6320L, 6420L, 6520L, 6215, 6415</p>	<p><b>\$28.00</b></p>
<p><b>WN-87283179LED</b></p> <p><b>B</b></p>	<p><b>H4 LED Bulb, 750 Lumens</b></p> <p><b>CI:</b> 5120, 5130, 5140, 5220, 5230, 5240, 5250, 7110, 7120, 7130, 7140, 7150, 7210, 7220, 7230, 7240, 7250, 8910, 8920, 8930, 8940, 8950, 695, 595, 5250, 5240, 5230, 5220, 5140, 5130, 5120, 495, 4240, 4230, 4210, 395, 3230, 3220, 1194, 1290, 1294, 1390, 1394, 1494, 1594, 1690, MX100, MX110</p> <p><b>NH:</b> TG210, TG215, TG230, TG245, TG255, TG275, TG285, TG305, TL100, TL100A, TL70, TL80, TL80A, TL90, TL90A, TM115, TM120, TM125, TM130, TM135, TM140, TM150, TM155, TM165, TM175, TM190, TN55, TN55D, TN55S, TN65, TN65D, TN65F, TN65S, TN70, TN70D, TN70S, TN75, TN75D</p> <p><b>JD:</b> 7200, 7400, 7600, 7700, 7800, 7210, 7410, 7510, 7610, 7710, 7810, 5210, 5410, 5510, 5310N, 5510N, 5103E, 5103, 5103S, 5203, 5104, 5038D, 5204, 5320N, 5420N, 8120, 8220, 8320, 8420, 8520, 8120T, 8220T, 8320T, 8420T, 8520T, 9120, 9220, 9320, 9420, 9520, 9620, 7720, 7820, 7920, 9320T</p> <p><b>MC:</b> CX100, CX105, CX50, CX60, CX70, CX75, CX80, CX85, CX90, CX95, C100, C50, C60, C70, C80, C90, MTX110, MTX125, MTX140, MTX155, MTX175, MTX200</p>	<p><b>\$39.50</b></p>
<p><b>WN-LED3156</b></p> <p><b>C</b></p>	<p><b>Light, Cab, LED, 2 Pack of 3156 LED Bulb</b></p> <p><b>Various</b></p>	<p><b>\$11.00</b></p>
<p><b>WN-LED1156B</b></p> <p><b>D</b></p>	<p><b>Light, Cab, LED, 2 Pack of 1156 LED Bulb</b></p> <p><b>FD:</b> 1100, 1200, 1210, 1215, 1220, 1300, 1310, 1320, 1510, 1520, 1700, 1710, 1715, 1720, 1900, 1910, 1920, 2000, 2610, 3000, 3100, 3110, 3120, 3600, 3900, 3610, 3910, 4000, 4600, 4100, 4600, 5000, 5600, 5610, 6000, 6610, 6640, 7000, 7200, 7410, 7610, 7710, 8000, 8210, 8560, 8670, 8700, 9000</p> <p><b>IH:</b> 1620, 1640, 1644, 1660, 1664, 1670, 1680, 1688, 2144, 2166, 2188, 2366, 2377, 2388, 2577, 2588, 7010, 8010, AXF8010</p> <p><b>JD:</b> 2010, 3010, 4010, 5010, 3020, 4020, 2510, 1020, 2020, 5020, 4520, 4000, 2520, 5020, 2440, 2640, 2940, 2240, 650, 750, 850, 4040, 4240, 4440, 4640, 4840, 4050, 4250, 4450, 4650, 4850, 8560, 8760, 8960, 4055, 4255, 4455, 4555, 4755, 4955, 7600, 7800, 7700, 5200, 5300, 5400, 5500, 4560</p>	<p><b>\$11.00</b></p>
<p><b>WN-LED1157</b></p> <p><b>E</b></p>	<p><b>Light, Cab, LED, 2 Pack of 1157 LED Bulb</b></p> <p><b>Various</b></p>	<p><b>\$11.00</b></p>
<p><b>WN-E35556</b></p> <p><b>F</b></p>	<p><b>Light, Cab, LED, Dome &amp; Warning Light Bulb, Pack of 2, 1 5/8" long</b></p> <p><b>CI:</b> 1620, 1640, 1660, 1680, 2144, 2166, 2188, 2344, 2366, 2377, 2388, 2577, 2588, CX100, CX50, CX60, CX70, CX80, CX90, 105U, 85U, 95U, JX100U, JX1080U, JX1090U, JX1100U, JX70U, JX80U, JX90U, Magnum 215, Magnum 245, Magnum 255, Magnum 275, Magnum 305, Magnum 335</p>	<p><b>\$7.00</b></p>
<p><b>WN-D71346</b></p> <p><b>G</b></p>	<p><b>Cab, LED Dome Light, Bulb, Pack of 2</b></p> <p><b>CI:</b> 1644, 1660, 1666, 1688, 2144, 2166, 2188, 2344, 2366, 2377, 2388, 2577, 2588, 1896, 2090, 2094, 2096, 2390, 2394, 2590, 2594, 2870, 3220, 3230, 3294, 3394, 3594, 4210, 4230, 4240, 4490, 4494, 4690, 4694, 4890, 4894, 4994, 5120, 5130, 5140, 5220, 5230, 5240, 5250, 7110, 7120, 7130, 7140</p>	<p><b>\$3.75</b></p>
<p><b>WN-LED3157</b></p> <p><b>H</b></p>	<p><b>Cab, Light, LED, 2 Pack of 3157 LED Bulb</b></p> <p><b>Various</b></p>	<p><b>\$11.00</b></p>



\*Prices subject to change without notice. All prices are MSRP. Use of OEM numbers is for reference only. For a complete list of parts visit our website.



# Halogen Light Bulbs

\*Prices subject to change without notice. All prices are MSRP.



**WN-9703399LED**

H3 LED Bulb, Pack of 2, 300 Lumens

**\$28.00**

**A**

**CI:** 2144, 2166, 2188, 2344, 2366, 2377, 2388, 2577, 2588

**ST:** STX275, STX280, STX325, STX330, STX375, STX380, STX425, STX430, STX440, STX450, STX480, STX500, STX530, Steiger 280, Steiger 330, Steiger 335, Steiger 380, Steiger 385, Steiger 430, Steiger 435, Steiger 480, Steiger 485, Steiger 530, Steiger 535

**WN-RE179326**

Light, Cab, Halogen, HB3, 12v, 65w Bulb

**\$6.00**

**B**

6170R, 6190R, 6210R, 6105R, 6115R, 6125R, 6140R, 6150R, 6150RH, 6215R, 6175R, 6195R, 9215R, 6105M, 6115M, 6125M, 6140M, 6150M, 6170M, 7200R

**WN-H7606**

Lights, Cab, Bulb, Halogen Flood Sealed Beam

**\$10.00**

**C**

**CI:** 1086, 1486, 1586, 3088, 3288, 3388, 3488, 3588, 3688, 3788, 4166, 4186, 4366, 4386, 4568, 4586, 4786, 5088, 5288, 5488, 6388, 666, 6788, 686, 7288, 7488, 786, 886, 986, Hydro 186, Hydro 70, Hydro 86, 1190, 1290, 1294, 1390, 1394, 1490, 1494, 1690, 2090, 2290, 2390, 2590, 3220, 3230

**JD:** 2510, 2940, 3020, 4000, 4020, 4030, 4040, 4230, 4240, 4320, 4430, 4440, 4520, 4620, 4630, 5020, 6030, 7020, 7520, 8430, 8450, 8630, 8650, 8850, 8450, 8650, 4040, 4240, 4440, 4640, 4840, 4050, 4250, 4450, 4650, 4850, 8440, 8640, 2140, 3040, 3140, 2350, 2550, 2750, 2950, 3150, 4350, 2955

**WN-AXE16948**

Light, Cab, Halogen, 12v, 37.5w, Bulb

**\$7.00**

**D**

**CI:** AFX8010, 7120, 7240, 8010, 8120, 8230, 8240, 9120, 9240, 7010, 9230

**JD:** 3320, 3520, 3720, 4320, 4520, 4720, 2320, 2520, 2720, 3033R, 3038R, 3039R, 3045R, 3045R, 4044R, 4049R, 4052R, 4066R, 9450, 9550, 9650, 9650CTS, 9650STS, 9750STS, 9860STS, 9560STS, 9660, 9660CTS, 9660STS, 9760STS, 9560STS, 9570STS, 9870STS, 9670STS, 9770STS

**WN-R136238**

Light, Cab, Halogen, 12v, 50w, Bulb

**\$6.00**

**E**

**JD:** 8100, 8200, 8300, 8400, 9100, 9200, 9300, 9400, 8100T, 8200T, 8300T, 8400T, 8110, 8210, 8310, 8410, 8110T, 8210T, 8310T, 8410T

**WN-9703399**

Light, Cab, Halogen, 12v, 55w, H3 Bulb

**\$3.50**

**F**

**CI:** 12344, 2366, 2377, 2388, 2577, 2588, AFX8010, 7010, 8010, 1294, 1394, 1494, 1594, 3220, 3230, 4210, 3230, 4240, 5120, 5130, 5140, 5220, 5230, 5240, 5250, 7210, 7220, 7230, 7240, 4250, 744, 844, 8910, 8920, 8930, 8940, 8950, CX100, C50, C60, C70, C80, C90, CX50, CX60, CX70, CX80, CX90

**WN-137828A1**

Light, Cab, Halogen, Front Cab Roof Bulb, 65 Watt

**\$9.00**

**G**

**CI:** 2144, 2166, 2188, 2344, 2366, 2377, 2388, 2577, 2588, 2155, 2555, CPX420, CPX610, CPX620







# Lumens and The Benefits of LED

In simple terms, Lumens are a measure of the total amount of visible light from a lamp or light source. The higher the lumen rating the “brighter” the lamp will appear.

When referring to lumens associated to LED Lights there are two types of lumens. There is Raw Lumens and Effective Lumens. The Raw Lumen figure is the number of LEDs in a light multiplied by its maximum output rating. Effective lumens, on the other hand, take into consideration the outside factors, giving you a more realistic measure of light output. When we use the term lumen, we are referring to the Effective Lumens.

## Benefits of LED Lights

- 01 Versatile and Easy to Install
- 02 More Light, Less Energy
- 03 Brighter Light
- 04 Long Lasting
- 05 No Bulbs

\*Prices subject to change without notice. All prices are MSRP. Use of OEM numbers is for reference only. For a complete list of parts visit our website.

## Roller Chain & Links



<b>35</b>				
WN-CL35IMP	Chain, Roller, Connector Link, #35	CL35IMP, A-CL35IMP, 673-CL35	Pack Of 4, Import	\$1.20
WN-OL35IMP	Chain, Roller, Offset Link, #35	OL35IMP, A-OL35IMP, 35OF, 673-HL35	Pack Of 4, Import	\$2.00
WN-RC35IMP	Chain, Roller, #35	RC35IMP, 35IMP, 673-R35	10FT Roll, Import	\$12.50

<b>40</b>				
WN-CL40IMP	Chain, Roller, Connector Link, #40	CL40IMP, A-CL40IMP, 40CL, 673-CL40, 809-096C	Pack Of 4, Import	\$1.40
WN-CL41IMP	Chain, Connector Link, Imported	CL41IMP, A-CL41IMP, 41CL, 809-203C	Packages of 25	\$10.00
WN-OL40IMP	Chain, Roller, Offset Link, #40	OL40IMP, A-OL40IMP, 40OF, 673-HL40	Pack Of 4, Import	\$2.40
WN-RC40IMP	Chain, Roller, #40	RC40IMP, TCE40, C30-3085, TP-AJ8878N, 40RC, 673-R40, AJ8878N	10FT Roll, Import	\$12.50

<b>50</b>				
WN-CL50HIMP	Chain, Roller, Connector Link, #50H	CL50HIMP, A-CL50HIMP, 673-CH50	Pack Of 4, Import	\$3.20
WN-CL50IMP	Chain, Roller, Connector Link, #50	CL50IMP, A-CL50IMP, TCE501, 50CL, 673-CL50	Pack Of 4, Import	\$1.80
WN-OL50HIMP	Chain, Roller, Offset Link, #50H	OL50HIMP, A-OL50HIMP, 673-HH50	Pack Of 4, Import	\$5.60
WN-OL50IMP	Chain, Roller, Offset Link, #50	OL50IMP, A-OL50IMP, 50OF, 673-HL50	Pack Of 4, Import	\$3.40
WN-RC50HIMP	Chain, Roller, #50H	RC50HIMP, 50HIMP, 50HRCIMP, 673-RH50	10FT Roll, Import	\$28.00
WN-RC50HX50IMP	Chain, Roller, #50H	SWC50X50, 50IMPX50, C30-3120, 50RCX50, RC50HX50IMP	50FT Roll, Import	\$110.00
WN-RC50IMP	Chain, Roller, #50	RC50IMP, TCE50, 50IMP, C30-3095, TP-AR22459, 50RC, 673-R50, AH126007	10 FT Roll, Import	\$18.00
WN-RC50X50IMP	Chain, Roller, #50	673-R5050, RC50PX50, ARC50X50, 2221-43521, RC50X50IMP	50FT Roll, Import	\$85.00

<b>60</b>				
WN-CL60HIMP	Chain, Roller, Connector Link, #60H	CL60HIMP, A-CL60HIMP, 60CLHD, 673-CH60	Pack Of 4, Import	\$2.40
WN-CL60IMP	Chain, Roller, Connector Link, #60	CL60IMP, A-CL60IMP, TCE601, 60CL, 673-CL60	Pack Of 4, Import	\$2.00
WN-OL60HIMP	Chain, Roller, Offset Link, #60H	OL60HIMP, A-OL60HIMP, 60OFHD, 673-HH60	Pack Of 4, Import	\$5.80
WN-OL60IMP	Chain, Roller, Offset Link, #60	OL60IMP, A-OL60IMP, 60OF, 673-HL60	Pack Of 4, Import	\$3.60
WN-RC60HIMP	Chain, Roller, #60H	RC60HIMP, 60HIMP, C30-3150, 60RCHD, 673-RH60, AH162957	10FT Roll, Import	\$32.00
WN-RC60HIMP	Chain, Roller, #60HD	RC60HDX50IMP	50FT Roll, Import	\$295.00
WN-RC60HX50IMP	Chain, Roller, #60H	SWC60HX50, 60HIMPX50, C60-3160, 60RCHDX50, RC60HX50IMP	50FT Roll, Import	\$147.50
WN-RC60IMP	Chain, Roller, #60	RC60IMP, 60IMP, C30-3100, TP-AP22460, 60RC, 673-R60	10FT Roll, Import	\$26.00
WN-RC60X50IMP	Chain, Roller, #60	SWC60X50, 60IMPX50, C30-3125, 60RCX50, RC60X50IMP	50FT Roll, Import	\$126.00

<b>80</b>				
WN-CL80HIMP	Chain, Roller, Connector Link, #80H	CL80HIMP, A-CL80HIMP, 80CLHD, 673-CH80	Pack Of 4, Import	\$4.40
WN-CL80IMP	Chain, Roller, Connector Link, #80	CL80IMP, A-CL80IMP, TCE801, 80CL, 673-CL80	Pack Of 4, Import	\$4.00
WN-OL80HIMP	Chain, Roller, Offset Link, #80H	OL80HIMP, A-OL80HIMP, 80OFHD, 673-HH80	Pack Of 4, Import	\$8.80
WN-OL80IMP	Chain, Roller, Offset Link, #80	OL80IMP, A-OL80IMP, 80OF, 673-HL80	Pack Of 4, Import	\$8.00
WN-RC80HIMP	Chain, Roller, #80H	RC80HIMP, 80HIMP, 80RCHD, 673-RH80	10FT Roll, Import	\$60.00
WN-RC80IMP	Chain, Roller, #80	RC80IMP, TCE80, 80IMP, C30-3105, TP-AP22461, 80RC, 673-R80	10FT Roll, Import	\$45.00

<b>100</b>				
WN-CL100HIMP	Chain, Roller, Connector Link, #100H	CL100HIMP	1 Per Pack, Import	\$2.60
WN-CL100IMP	Chain, Roller, Connector Link, #100	CL100IMP, A-CL100IMP, 100CL, 673-CL100	1 Per Pack, Import	\$1.75
WN-OL100IMP	Chain, Roller, Offset Link, #100	OL100IMP, A-OL100IMP, OL100, 673-HL100	1 Per Pack, Import	\$3.95
WN-OL100HIMP	Chain, Roller, Offset Link, #100H	OL100HIMP	1 Per Pack, Import	\$4.55
WN-RC100HIMP	Chain, Roller, #100H	RC100HIMP, A-RC100HIMP	10FT Roll, Import	\$85.00
WN-RC100IMP	Chain, Roller, #100	RC100IMP, 100IMP, 100RC, 673-R100, A-RC100IMP	10FT Roll, Import	\$79.00

<b>120</b>				
WN-CL120IMP	Chain, Roller, Connector Link, #120	CL120IMP, A-CL120IMP, 120CL, 673-CL120	1 Per Pack, Import	\$3.50
WN-OL120IMP	Chain, Roller, Offset Link, #120	OL120IMP, A-OL120IMP, 673-HL120	1 Per Pack, Import	\$6.75
WN-RC120IMP	Chain, Roller, #120	RC120IMP, 673-R120, A-R120IMP	10FT Roll, Import	\$115.00


<b>CA550</b>				
WN-CL550HIMP	Chain, Roller, Connector Link, #CA550H	CL550HIMP, AH166638		\$4.00
WN-CLCA550	Chain, Roller, Connector Link, #CA550	CLCA550, 042-CA550CL	1 Per Pack, Chrome Pin, Import	\$2.25
WN-OL550HIMP	Chain, Roller, Offset Link, #CA550H	OL550HIMP, AH166636		\$3.50
WN-OLCA550	Chain, Roller, Offset Link, #CA550	OLCA550, 042-CA550OL, AH137631	1 Per Pack, Chrome Pin, Import	\$2.75

<b>CA557</b>				
WN-CLCA557	Chain, Roller, Connector Link, #CA557	87283349, 1305988C93, 1308271C92, 1308272C92, 1313188C91, 1313189C91, 1313410C91, 1319203C92, 1324294C1, 182096C91, 89623609	1 Per Pack, Chrome Pin, Import	\$3.25
WN-OLCA557	Chain, Roller, Offset Link, #CA557	OLCA557, 042-CA557OL	1 Per Pack, Chrome Pin, Import	\$3.75



**Toll Free: 1-888-845-8456** **WORTHINGTONAGPARTS.COM**

# Aftermarket Major Overhaul Kits for John Deere® Applications



**ENGINE OVERHAUL KITS**  
QUALITY PARTS WHEN YOU NEED THEM



- **Cylinder Kits**
- **Engine Bearings (Rod, Main & Thrust)**
- **Overhaul Gaskets**
- **Oil Seals**
- **Piston Pin Bushings**
- **Connecting Rod Capscrews**
- **Camshaft Bearings (when applicable)**
- **Camshaft Plug (when applicable)**
- **Balancer Shaft Bushings (when applicable)**

## HARD ANODIZED CROWN

**Hard Anodizing** strengthens the surface of the piston crown, offering additional protection against corrosion & wear. It also creates a thermal barrier for the piston, reducing fatigue by keeping temperatures lower.



## PHOSPHATE COATED SKIRT

**Phosphate Coating** the piston skirt increases hardness & wear resistance, and provides a lubricant film which is especially beneficial during start-up or break-in of engines to protect against galling & micro-welding.







# capello



## Replacement Parts

### QUASAR

CORN



### GLADIATOR



CORN & DOWNED CORN



### SPARTAN

FORAGE



### Heliathus

SUNFLOWER



[WWW.CAPELLOUSA.COM](http://WWW.CAPELLOUSA.COM) • 1-855-CAPELLO



# Table of Contents


## Categorized Listing

<b>Capello®</b>	<b>1</b>		
Corn Head: Auger	1		
Cross Augers: Augers	1		
Cross Augers: Chain Drive	1		
Cross Augers: Gearbox Drive	1		
Cross Augers: Gearbox Drive	2		
Cross Augers: Related Parts	2		
Cross Augers: Related Parts	3		
Fender Augers: Assembly	4		
Fender Augers: Components	4		
Corn Head: Electrical	5		
Lights: Lights	5		
Multipoint Connection: Multipoint Connection	5		
Corn Head: Electrical	6		
Multipoint Connection: Multipoint Connection	6		
Other Electronics: Height/Contour Control	6		
Corn Head: Frame	6		
Attaching: Adapter Frame	6		
Decals: Decals	7		
Main Frame: Auger Trough	7		
Corn Head: Frame	8		
Main Frame: Auger Trough	8		
Main Frame: Center Auger Hood	10		
Main Frame: Folding Pivot	10		
Main Frame: Hydraulics	11		
Safety Shields: Safety Shields	15		
Stalk Stompers: Assembly	18		
Stalk Stompers: Related Parts	18		
Corn Head: Header/Row Unit Drive	19		
Main Drive: Chains	19		
Main Drive: Covers	19		
Main Drive: Related Parts	21		
Main Drive: Sprockets	22		
Main Drive: Tensioners	23		
PTO: Related Parts	23		
PTO: Shafts	24		
PTO: Shields	25		
Row Unit Drive: Couplers	25		
Row Unit Drive: Related Parts	26		
Row Unit Drive: Shafts	27		
Row Unit Drive: Slip Clutches	27		
Corn Head: Miscellaneous	28		
Consumables: Common Nuts and Bolts	28		
Complete Row Unit: Assemblies; Complete	33		
Deck Plates: Deck Plates	33		
Deck Plates: Hydraulics	33		
Corn Head: Row Unit	34		
Deck Plates: Hydraulics	34		
Deck Plates: Linkage	34		
Deck Plates: Related Parts	35		
Deck Plates: Related Parts	36		
Frame: Frame Parts	36		
Frame: Mounting Parts	36		
Frame: Mounting Parts	37		
Frame: Skid Shoe	37		
Gathering Chain: Gathering Chains & Related Parts	37		
Gearboxes: Drop Box	38		
		Gearboxes: Repair Parts	39
		Gearboxes: Row Unit Picker Box	39
		Knife Roller: Assembly	41
		Knife Roller: Fluted Roll	41
		Knife Roller: Knives & Stripper Plates	41
		Knife Roller: Related Parts	42
		Stalk Chopper: Stalk Chopper Parts	42
		<b>Corn Head: Row Unit Cover</b>	<b>43</b>
		Inner: Complete Inner Divider Assemblies	43
		Inner: Complete Inner Snout Assemblies	43
		Inner: Complete Inner Snout Assemblies	44
		Inner: Ear Savers	44
		Inner: Inner Divider Spare Parts	44
		Inner: Inner Divider Spare Parts	45
		Inner: Inner Snout Spare Parts	46
		Inner: Points	47
		Outer: Complete Outer Fender Assemblies	47
		Outer: Complete Outer Snout Assemblies	48
		Outer: Ear Savers	48
		Outer: Outer Fender Spare Parts	48
		Outer: Outer Snout Spare Parts	50
		Outer: Points	50
		<b>Forage Harvester Head: Cutter Bar</b>	<b>50</b>
		Cutter Bar: Knives	50
		<b>Forage Harvester Head: Frame &amp; Sheeting</b>	<b>50</b>
		Frame & Sheeting: Adapter Plate	50
		<b>Miscellaneous: Lights</b>	<b>50</b>
		Accessories: Wiring	50
		<b>Sunflower Head: Cutter Bar</b>	<b>50</b>
		Cutter Bar: Drives	50


**Corn Head: Auger**

**Cross Augers: Augers**


Order No: WN-01051100

Description	Retail
 Center Support Plate - RH Cross Auger Applications: Corn Head - Quasar Features: 20" and 22" Models	\$199.00


Order No: WN-01051200

Description	Retail
 Center Support Plate - LH Cross Auger Applications: Corn Head - Quasar Features: 20" and 22" Models	\$199.00


Order No: WN-01083900

Description	Retail
 Plastic Washer Applications: Corn Head - Quasar Features: HS Series, Folding Wing	\$4.00


Order No: WN-01189700

Description	Retail
 Shield Lower LH - Auger Drive Sprocket Applications: Corn Head - Quasar Features: 20- and 22-inch machines with chain driven gathering auger	\$52.75


Order No: WN-01189800

Description	Retail
 Shield Lower RH - Auger Drive Sprocket Applications: Corn Head - Quasar Features: 20- and 22-inch machines with chain driven gathering auger	\$52.75


Order No: WN-03423600

Description	Retail
 Main Frame Auger LH Applications: Con Head - Quasar Features: 1230 Folding	\$1,147.00


Order No: WN-03423700

Description	Retail
 Auger-RH Applications: Corn Head - Quasar Features: 1230	\$1,147.00


Order No: WN-03464300

Description	Retail
 Auger LH Wing Applications: Corn Head - Quasar Features: HS Series	\$1,122.00


Order No: WN-03464500

Description	Retail
 Auger RH Wing 12 Row Folding Applications: Corn Head - Quasar Features: HS Series	\$1,122.00


Order No: WN-03473400

Description	Retail
 Auger Applications: Corn Head - Quasar Features: 1220	\$2,900.00

Order No: WN-03475500

Description	Retail
 Auger-LH Applications: Corn Head - Quasar Features: 1222	\$1,828.00

Order No: WN-03475600


Description	Retail
 Auger-RH Applications: Corn Head - Quasar Features: 1222	\$1,828.00

Order No: WN-03476400-LH


Description	Retail
Left Auger	\$1,080.00

Applications: Corn Head - Quasar  
Features: 830 Folding


Order No: WN-03476400-RH

Description	Retail
 Right Auger Applications: Corn Head - Quasar Features: 830 Folding	\$1,080.00


Order No: WN-03477100

Description	Retail
 Auger Applications: Corn Head - Quasar Features: 830	\$2,825.00


Order No: WN-03477500

Description	Retail
 Auger-LH Applications: Corn Head - Quasar Features: 1230	\$1,700.00

Order No: WN-03477600


Description	Retail
 Auger-RH Applications: Corn Head - Quasar Features: 1230WN-01254700	\$1,700.00

Order No: WN-03479500


Description	Retail
 Auger Applications: Corn Head - Quasar Features: 630	\$2,194.00

**Cross Augers: Chain Drive**


Order No: WN-01129200

Description	Retail
 Sprocket, 57 Teeth Applications: Corn Head - Quasar Features: Cross Auger Sprocket, ASA 60 Chain, 20"&22" Heads	\$281.00


Order No: WN-01134800

Description	Retail
 Bushing Applications: Corn Head - Quasar Features: Chain Tightener Bushing, Cross Auger Drive, 20"&22" Heads	\$4.25


Order No: WN-03214000

Description	Retail
 Auger Drive Chain Applications: Corn Head - Quasar Features: ASA 60 Double O-Ring, 1220, 1620, 1820, 1222, 1622, 1822	\$328.75


Order No: WN-03405800

Description	Retail
 Connector Link Applications: Corn Head - Quasar Features: ASA 60 Chain, 20" & 22" Heads, Cross Auger Sprocket	\$10.00

Order No: WN-03456000


Description	Retail
 Clutch Applications: Corn Head - Quasar Features: Cross Auger Drive, 1220, 1222	\$558.00

Order No: WN-M1-40122

Description	Retail
 Document Holder Applications: Corn Head - Quasar	\$123.00


**Cross Augers: Gearbox Drive**

Order No: WN-01121600

Description	Retail
 Spacer Applications: Corn Head - Quasar Features: 12mmx25mm-21.25mmx18mm, Cross	\$13.00



<b>Corn Head: Auger</b>	
<b>Cross Augers: Gearbox Drive</b>	
Order No: WN-01121600	
Auger Gearbox Spacer	
Order No: WN-01121800	
	<b>Description</b> Spacer Bushing Applications: Corn Head - Quasar Features: 35mmx48mmx19mm. Cross Auger Gearbox Spacer
	<b>Retail</b> \$16.75
Order No: WN-02443000	
	<b>Description</b> Seal Ring Applications: Corn Head - Quasar Features: M50X80mmX10mm, Cross Auger Gearbox, Shaft Seal
	<b>Retail</b> \$9.00
Order No: WN-02443300	
	<b>Description</b> Seal Ring M50X72mmX8mm Applications: Corn Head - Quasar Features: Cross Auger Gearbox Shaft Lip Seal, 50x72x8
	<b>Retail</b> \$15.00
Order No: WN-02443400	
	<b>Description</b> End Cap M85X10mm Applications: Corn Head - Quasar Features: Cross Auger Gearbox, Center Plug, Cover, 30" Heads
	<b>Retail</b> \$26.50
Order No: WN-02443700	
	<b>Description</b> Seal Ring M50X90mmX10mm Applications: Corn Head - Quasar Features: Cross Auger Gearbox, Shaft Seal
	<b>Retail</b> \$5.25
Order No: WN-02444400	
	<b>Description</b> Seal Ring M65X120mmX10mm Applications: Corn Head - Quasar Features: Cross Auger Gearbox, Shaft Seal, 65x120x10
	<b>Retail</b> \$9.50
Order No: WN-04450000	
	<b>Description</b> Auger Gear Box Applications: Capello Corn Heads Features: 30"-38" Models
	<b>Retail</b> \$2,745.00
Order No: WN-04450100	
	<b>Description</b> Spacer Applications: Corn Head - Quasar Features: Internal Gearbox Spacer
	<b>Retail</b> \$7.00
Order No: WN-04450200	
	<b>Description</b> Shaft, Auger Gearbox Upper Applications: Corn Head - Quasar Features: 30"-38" Models
	<b>Retail</b> \$149.00
Order No: WN-04450300	
	<b>Description</b> Sprocket 45 Tooth Applications: Corn Head - Quasar Features: Auger Gearbox
	<b>Retail</b> \$277.25
Order No: WN-04450800	
	<b>Description</b> Shaft Applications: Corn Head - Quasar Features: 30"-38" Models, Auger Gearbox
	<b>Retail</b> \$305.00
Order No: WN-04451400	


	<b>Description</b> Auger Hex Coupler Applications: Corn Head - Quasar Features: 30"-38" Models
	<b>Retail</b> \$108.00
<b>Cross Augers: Related Parts</b>	
Order No: WN-01024302	
	<b>Description</b> Support Applications: Corn Head - Quasar Features: Right Hand, 830 Folding
	<b>Retail</b> \$273.50
Order No: WN-01066100	
	<b>Description</b> Hanger Bracket - Center Auger Applications: Corn Head - Quasar Features: Auger Support, 1230, 836, 838, 1236, 1238
	<b>Retail</b> \$616.00
Order No: WN-01196000	
	<b>Description</b> Auger Hanger Bracket, Middle Right Applications: Corn Head - Quasar Features: HS Series
	<b>Retail</b> \$302.00
Order No: WN-01196500	
	<b>Description</b> Center Auger support, Middle Right Applications: Corn Head - Quasar Features: HS Series
	<b>Retail</b> \$312.00
Order No: WN-01196600	
	<b>Description</b> Center Auger Support, Middle Left Applications: Corn Head - Quasar Features: HS Series
	<b>Retail</b> \$312.00
Order No: WN-01196700	
	<b>Description</b> Center Auger Support Applications: Corn Head - Quasar Features: HS Series
	<b>Retail</b> \$270.00
Order No: WN-01212400	
	<b>Description</b> Dust Cover Applications: Corn Head - Quasar Features: Auger Bearing
	<b>Retail</b> \$75.00
Order No: WN-01219200	
	<b>Description</b> Spacer, Gearbox Applications: Corn Head - Quasar Features: HS Series, Claas
	<b>Retail</b> \$23.25
Order No: WN-01261000	
	<b>Description</b> Shield Upper LH Applications: Corn Head - Quasar Features: Auger Drive Sprocket
	<b>Retail</b> \$68.25
Order No: WN-01261100	
	<b>Description</b> Shield Upper RH Applications: Corn Head - Quasar Features: Auger Drive Sprocket
	<b>Retail</b> \$68.25
Order No: WN-01277000	
	<b>Description</b> Dog House Cover Applications: Corn Head - Quasar Features: HS Series
	<b>Retail</b> \$385.50
Order No: WN-01277700	
	<b>Description</b> Support Plate Applications: Corn Head - Quasar Features: HS Series, Dog House Cover
	<b>Retail</b> \$53.50
Order No: WN-01277800	

Capello®

**Corn Head: Auger**

**Cross Augers: Related Parts**


Order No: WN-01277800

Description	Retail
 Support Plate Applications: Corn Head - Quasar Features: HS Series, Dog House Cover	\$38.50


Order No: WN-01277900

Description	Retail
 Rubber Cover - Folding Dog House Cover Applications: Corn Head - Quasar Features: Folding Heads	\$274.25


Order No: WN-02201500

Description	Retail
 Keyway Applications: All Capello Corn Heads Features: M10x8mmx40mm	\$2.00


Order No: WN-02208000

Description	Retail
 External Snap Ring Applications: Corn Head - Quasar Features: M35 x 1.5mm	\$2.00


Order No: WN-02211800

Description	Retail
 Internal Snap Ring Applications: All Capello Corn Heads Features: M72X2, 5mm, Common hardware	\$3.00


Order No: WN-02213500

Description	Retail
 Ball Bearing, Self Aligning Applications: Corn Head - Quasar Features: 2207 2RS1, Common Hardware	\$52.50


Order No: WN-02443200

Description	Retail
 Keyway Applications: Corn Head - Quasar Features: M16x10mmx30mm	\$6.50


Order No: WN-02443600

Description	Retail
 Ball Bearing Applications: Corn Head - Quasar Features: 6209	\$60.25


Order No: WN-02443900

Description	Retail
 Ball Bearing Applications: Corn Head - Quasar Features: 6210	\$46.00


Order No: WN-02444300

Description	Retail
 Ball Bearing Applications: Corn Head - Quasar Features: 6213	\$89.25


Order No: WN-03202500

Description	Retail
 Bearing Flange Applications: Corn Head - Quasar	\$13.50


Order No: WN-03202600

Description	Retail
 Ball Bearing Applications: All Capello Corn Heads Features: 1726207 2RS1	\$50.25

Order No: WN-03405600

Description	Retail
 Compression Spring Applications: All Capello Corn Heads Features: Folding Series	\$39.25


Order No: WN-04450400

Description	Retail
 Auger Gearbox Housing Applications: Corn Head - Quasar Features: 30"-38" Models	\$974.00


Order No: WN-04450500

Description	Retail
 Inspection Cover Applications: Corn Head - Quasar Features: 30"-38" Models	\$81.00


Order No: WN-04450700

Description	Retail
 Pinion Shaft Applications: Corn Head - Quasar Features: 30"-38" Models, Auger Gearbox Middle Shaft	\$89.00


Order No: WN-04451000

Description	Retail
 Auger Slip Clutch, Radial Pin Applications: Corn Head - Quasar Features: 30"-38" Models, Auger Gearbox	\$466.00


Order No: WN-04451100

Description	Retail
 Drain Plug Applications: Corn Head - Quasar Features: 1/2", 30"-38" Models, Auger Gearbox	\$23.00


Order No: WN-M1-10504

Description	Retail
 Support Plate Applications: Corn Head - Quasar Features: All Rigid Models, Dog House Cover	\$37.00


Order No: WN-M1-20050

Description	Retail
 Auger Joint Coupler Main Frame Half Applications: Corn Head - Quasar Features: Folding Head, Female Auger Drive Coupler	\$351.00


Order No: WN-M1-20051

Description	Retail
 Auger Joint Coupler Wing Half Applications: Corn Head - Quasar Features: HS Series, Wing Cylinder Pin	\$213.00


Order No: WN-M1-20052

Description	Retail
 Auger Drive Joint Pin Applications: Corn Head - Quasar Features: HS Series	\$10.75


Order No: WN-M2-10053

Description	Retail
 Auger Bracket, Middle Right Applications: Corn Head - Quasar Features: HS Series, Auger Support Main Frame	\$260.00


Order No: WN-M2-10054

Description	Retail
 Auger Bracket, Middle Left Applications: Corn Head - Quasar Features: HS Series, Auger Support Main Frame	\$260.00

Order No: WN-M2-10055

Description	Retail
 Auger Support RH Applications: Corn Head - Quasar Features: Folding Corn Heads	\$270.00

Order No: WN-M2-10056

Description	Retail
 Auger Support LH Applications: Corn Head - Quasar Features: Folding Corn Heads	\$270.00

Capello®

**Corn Head: Auger**

**Cross Augers: Related Parts**

Order No: WN-M2-20045

**Description Retail**

Main Frame Auger Hanger Bracket RH \$302.00  
Applications: Corn Head - Quasar  
Features: Folding Corn Heads

Order No: WN-M2-20046



**Description Retail**

Main Frame Auger Hanger Bracket LH \$393.00  
Applications: Corn Head - Quasar  
Features: Folding Corn Heads

Order No: WN-M2-20047



**Description Retail**

Wing Auger Bracket LH \$270.00  
Applications: Corn Head - Quasar  
Features: Folding Corn Heads

Order No: WN-M2-20048



**Description Retail**

Wing Auger Bracket RH \$270.00  
Applications: Corn Head - Quasar  
Features: Folding Corn Heads

Order No: WN-PMF-000022



**Description Retail**

Internal Snap Ring \$3.50  
Applications: Corn Head - Quasar  
Features: M72x2.5mm, Cross Auger Bearing Retaining Clip

**Fender Augers: Assembly**

Order No: WN-05011200

**Description Retail**

Fender Auger RH \$2,075.00  
Applications: Corn Head - Quasar  
Features: HS Series

Order No: WN-05011300

**Description Retail**

Fender Auger LH \$2,075.00  
Applications: Corn Head - Quasar  
Features: HS Series

Order No: WN-CP-01086200



**Description Retail**

Fender Auger Complete w/ Hydrostatic Motor & Bearings \$2,075.00  
Applications: Corn Head - Quasar

Order No: WN-CP-01086300



**Description Retail**

Fender Auger LH Complete w/ Hydrostatic Motor & Bearings \$2,075.00  
Applications: Corn Head - Quasar

**Fender Augers: Components**

Order No: WN-01162500



**Description Retail**

Hub Spacer \$45.25  
Applications: Corn Head - Quasar  
Features: Spacer Between Folding Fender Auger and Drive Hub

Order No: WN-01278600



**Description Retail**

Support Bracket LH \$33.75  
Applications: Corn Head - Quasar  
Features: Fender Auger


Order No: WN-01278700




**Description Retail**

Support Bracket RH \$33.75  
Applications: Corn Head - Quasar  
Features: Fender Auger


Order No: WN-02229000

Description	Retail
 Hydraulic Fitting \$5.75 Applications: Corn Head - Quasar Features: Hydraulic Fitting; Fender Auger Motor to Hydraulic Hose	


Order No: WN-02229500

Description	Retail
 Seal \$2.00 Applications: Corn Head - Quasar Features: Hyd Fitting Seal, Used with WN-02229000	


Order No: WN-02241500ASSY

Description	Retail
 Bearing & Support Assembly \$112.00 Applications: Corn Head - Quasar Features: Fender Auger Lower Bearing & Support	


Order No: WN-03406700

Description	Retail
 Hydrostatic Fender Auger Motor \$622.50 Applications: Corn Head - Quasar Features: Orbit Motor	


Order No: WN-03437000

Description	Retail
 Hose Assembly \$169.00 Applications: Corn Head - Quasar Features: Fender Auger, Hydraulic Hose	


Order No: WN-03437100

Description	Retail
 Hose Assembly \$50.50 Applications: Corn Head - Quasar Features: Fender Auger, Hydraulic Hose	

Order No: WN-03438000

Description	Retail
 Fender Auger RH \$1,947.00 Applications: Corn Head - Quasar Features: Bare Auger	

Order No: WN-03438500

Description	Retail
 Fender Auger LH \$1,947.00 Applications: Corn Head - Quasar Features: Bare Auger	

Order No: WN-03468100

Description	Retail
Hydraulic Line \$64.75 Applications: Corn Head - Quasar Features: LH, HS Series CNH & CLAAS	

Order No: WN-03468200

Description	Retail
Hydraulic Line \$147.00 Applications: Corn Head - Quasar Features: RH, HS Series CNH & CLAAS	

Order No: WN-03468400

Description	Retail
Hydraulic Line \$92.50 Applications: Corn Head - Quasar Features: LH, HS Series JD and AGCO	

Order No: WN-03468500

Description	Retail
Hydraulic Line \$92.50 Applications: Corn Head - Quasar Features: RH, HS Series JD and AGCO	

Order No: WN-03468700

Description	Retail
Hydraulic Line \$231.00 Applications: Corn Head - Quasar Features: LH, 1030 HSCNH and Claas	

Order No: WN-03468800

Capella®



**Corn Head: Auger**

**Fender Augers: Components**

Order No: WN-03468800

**Description** **Retail**

Hydraulic Line \$231.00  
Applications: Corn Head - Quasar  
Features: RH, 1030 HS CNH and Claas

Order No: WN-03468900

**Description** **Retail**

Hydraulic Line \$92.50  
Applications: Corn Head - Quasar  
Features: LH, 1030 HS JD and AGCO

Order No: WN-03469000

**Description** **Retail**

Hydraulic Line \$120.00  
Applications: Corn Head - Quasar  
Features: RH, 1030 HS JD and AGCO

Order No: WN-03496800

**Description** **Retail**

Fender Auger Hose \$46.00  
Applications: Corn Head - Quasar  
Features: HS Series, Folding Pivot Hose

Order No: WN-03496900



**Description** **Retail**

Fender Auger Hose - Wing Hose \$64.00  
Applications: Corn Head - Quasar  
Features: 2, 010mm Long; 2014 & Newer Folding Machines

Order No: WN-03497000

**Description** **Retail**

Fender Auger Hose - Support Bracket Jumper Hose \$33.00  
Applications: Corn Head - Quasar  
Features: 200mm Long; 2014 & Newer Folding Machines

Order No: WN-03497100

**Description** **Retail**

Fender Auger Hose - Main Frame Hose \$106.00  
Applications: Corn Head - Quasar  
Features: 3, 850mm Long; 2014 & Newer Folding Machines

Order No: WN-03497200

**Description** **Retail**

Fender Auger Hose - Main Frame Hose \$114.00  
Applications: Corn Head - Quasar  
Features: 4, 150mm Long; 2014 & Newer Folding Machines

Order No: WN-05500600



**Description** **Retail**

Fender Auger Hub \$45.25  
Applications: Corn Head - Quasar  
Features: All Rigid Models & 830 Folding

Order No: WN-05506100



**Description** **Retail**

Support Plate, Double Hose Clamp \$2.00  
Applications: Corn Head - Quasar  
Features: 1/2", Old Style

Order No: WN-05506900



**Description** **Retail**

Fender Auger Drive Hub \$45.25  
Applications: Corn Head - Quasar  
Features: Between the Motor and the Snail

Order No: WN-05507100



**Description** **Retail**

Flange \$145.00  
Applications: Corn Head - Quasar  
Features: Fender Auger Hyd Motor Mount, LH and RH Side, Rigid Heads

Order No: WN-05507200



**Description** **Retail**

Flange Right \$62.75  
Applications: Corn Head - Quasar  
Features: Fender Auger Hyd Motor Mount, RH Side, Rigid Heads

Order No: WN-05507300



**Description** **Retail**

Flange Left \$62.75  
Applications: Corn Head - Quasar  
Features: Fender Auger Hyd Motor Mount LH Side, Rigid Heads

Order No: WN-05508100



**Description** **Retail**

Support, Hydrostatic Fender Auger Motor \$78.50  
Applications: Corn Head - Quasar  
Features: HS Series, Fender Auger Support

Order No: WN-M1-10657

**Description** **Retail**

Support Bracket - Fender Auger Hydraulic Lines \$44.00  
Applications: Corn Head - Quasar  
Features: 2014 & Newer Folding Machines

Order No: WN-M1-40678

**Description** **Retail**

Cover Plate - Folding Fender Auger Lines \$14.25  
Applications: Corn Head - Quasar  
Features: 2014 & Newer Folding Machines

Order No: WN-M2-70006



**Description** **Retail**

Support Ring - Folding Fender Auger Lines \$52.00  
Applications: Corn Head - Quasar  
Features: 2014 & Newer Folding Machines

Order No: WN-PMF-000211



**Description** **Retail**

Set Screw \$2.00  
Applications: Corn Head - Quasar  
Features: M10x10

Order No: WN-PO-000053



**Description** **Retail**

Hydraulic Elbow - Folding Fender Augers \$11.00  
Applications: Corn Head - Quasar  
Features: 2014 & Newer Folding Machines

**Corn Head: Electrical**

**Lights: Lights**

Order No: WN-01180200



**Description** **Retail**

Marker Light Support RH \$103.00  
Applications: Capello Corn Heads  
Features: Rigid Models

Order No: WN-03457000



**Description** **Retail**

Lamp, Marker, RH \$61.50  
Applications: Corn Head - Quasar  
Features: Flexible RH Marker Lamp

Order No: WN-03457200



**Description** **Retail**

Lamp, Marker, LH \$61.50  
Applications: Capello Corn Heads  
Features: Flexible LH Marker Lamp

Order No: WN-CH135



**Description** **Retail**

Light, Harness \$45.00  
Applications: Various  
Features: 35' Harness w/ Male & Female Connector

**Multipoint Connection: Multipoint Connection**

Order No: WN-HC3JD63-04


**Corn Head: Electrical**

**Multipoint Connection: Multipoint Connection**


Order No: WN-HC3JD63-04

Description	Retail
Main Harness for Headsight, John Deere, 3 Sensor Applications: Corn Head - Quasar	\$600.00


Order No: WN-HS-MAINCIIH-NEW

Description	Retail
 New Style CIH Main HS Harness, 3 sensor Applications: Corn Heads with Headsight on CIH Combines Features: Headsight, 3 Sensor	\$600.00


Order No: WN-KM-000022

Description	Retail
 CLAAS Multi Coupler with Fender Augers Applications: Corn Head - Quasar	\$4,282.25


Order No: WN-KM-000046

Description	Retail
 Multi Coupler, CNH Applications: Corn Head - Quasar Features: for heads w/out Fender Augers	\$1,575.00

Order No: WN-KM-000069


Description	Retail
 Multi coupler, JD Applications: Corn Head - Quasar Features: for Heads w/ Fender Augers	\$1,575.00

Order No: WN-M1-70048

Description	Retail
 Tube Applications: Corn Head - Quasar Features: Class Multi-Coupler	\$28.50

**Other Electronics: Height/Contour Control**


Order No: WN-INSIGHTBOX

Description	Retail
 Main Control Box for Headsight Applications: Headsight Features: Insight with Foresight	\$1,640.00


**Corn Head: Frame**

**Attaching: Adapter Frame**


Order No: WN-01025300

Description	Retail
 Storage Stand Applications: Corn Head - Quasar Features: All Folding Corn Heads & Rigid 16 and 18 Row Heads	\$48.25


Order No: WN-01025400-PKG

Description	Retail
 Pin Applications: Corn Head - Quasar Features: 115mmx12.5, for Stand on Rear of Corn Head, Package of 2	\$8.00


Order No: WN-01193200

Description	Retail
 Adjustment Plate Applications: Corn Head - Quasar Features: Folding Adapter Plate	\$43.00


Order No: WN-01226100

Description	Retail
 Lifting Hook - RH Applications: Corn Head - Quasar	\$28.75


Order No: WN-01237200

Description	Retail
 Mounting Bracket Applications: Corn Head - Quasar Features: CNH Adapter	\$20.00


Order No: WN-01237300

Description	Retail
 Mounting Bracket Applications: Corn Head - Quasar Features: Latching Hook Bracket	\$20.00

Order No: WN-01237400

Description	Retail
 Latching Hook Applications: Corn Head - Quasar Features: CNH Adapter Plate	\$13.00


Order No: WN-01237500

Description	Retail
 Transition Plate Applications: Corn Head - Quasar Features: CNH	\$212.25

Order No: WN-01237600

Description	Retail
 Transition Plate Applications: Corn Head - Quasar Features: AGCO, Hydraulics	\$25.00

Order No: WN-01259700

Description	Retail
 Lifting Hook - LH Applications: Corn Head - Quasar	\$28.75


Order No: WN-01276100

Description	Retail
Filler Plate Applications: Corn Head - Quasar Features: LH	\$70.50


Order No: WN-01276200

Description	Retail
Filler Plate Applications: Corn Head - Quasar Features: RH	\$70.50

Order No: WN-02230400-PKG

Description	Retail
 Cotter Pin Applications: Corn Head - Quasar Features: 1/8" x 2 3/8", Package of 2	\$2.00


Order No: WN-07000200

Description	Retail
 Adapter Plate - JD - 5 Hole Applications: Corn Head - Quasar Features: Rigid, 630, 830, 1230, 1220, 1222	\$3,800.00


Order No: WN-07000300

Description	Retail
Adapter Plate - JD - Folding Applications: Corn Head - Quasar Features: HS Series	\$3,940.00


Order No: WN-07001000

Description	Retail
 Adapter Plate - CNH - 5 Hole Applications: Corn Head - Quasar Features: Rigid, 630, 830, 1230, 1220, 1222	\$3,800.00

Order No: WN-07002100

Description	Retail
 Adapter Plate - CIH - Old Style 5-Hole Applications: Corn Head - Quasar Features: Rigid, 630, 830, 1230, 1220, 1222	\$1,625.00

Order No: WN-07003000

Description	Retail
 Adapter Plate-AGCO-5-Hole Applications: Corn Head - Quasar Features: Rigid Models, 630, 830, 1230, 1220, 1222	\$3,800.00

Order No: WN-07003100

Capelli®

**Corn Head: Frame**

**Attaching: Adapter Frame**

Order No: WN-07003100

**Description** **Retail**

Adapter Plate-AGCO-Folding \$3,940.00  
Applications: Corn Head - Quasar  
Features: HS Series, AGCO Only

Order No: WN-07004000

**Description** **Retail**



Adapter Plate - VS - 5-Hole \$3,800.00  
Applications: Corn Head - Quasar  
Features: Rigid, 630, 830, 1230, 1220, 1222WN-07007000

Order No: WN-07007000

**Description** **Retail**



Adapter Plate-AGCO - R-Series Gleaner \$3,800.00  
Applications: Corn Head - Quasar  
Features: Rigid, 630, 830, 1230, 1220, 1222

Order No: WN-07007100

**Description** **Retail**



Adapter Plate - JD - 7-Hole \$3,900.00  
Applications: Corn Head - Quasar  
Features: Rigid, 1620, 1622, 1820, 1822, 1630

Order No: WN-07007200

**Description** **Retail**



Adapter Plate - CIH - New Style 7-Hole \$3,900.00  
Applications: Corn Head - Quasar  
Features: Rigid, 1620, 1622, 1820, 1822, 1630

Order No: WN-07008100

**Description** **Retail**



Adapter Plate - Lexion - 7-Hole \$3,900.00  
Applications: Corn Head - Quasar

Order No: WN-07008300

**Description** **Retail**



Adapter Plate - CIH - New Style Folding \$3,940.00  
Applications: Corn Head - Quasar  
Features: HS Series

Order No: WN-M1-50006

**Description** **Retail**



Pivot Pin \$58.25  
Applications: Corn Head - Quasar  
Features: Combine Adapter Plate, Bottom Mounting Pin, Folding Heads

Order No: WN-M2-90010

**Description** **Retail**

Mounting Bracket - Folding Multicoupler \$112.50  
Applications: Corn Head - Quasar  
Features: All 1230 & 1630 Folding Machines

**Decals: Decals**

Order No: WN-15171000

**Description** **Retail**



Decal, Capello \$34.00  
Applications: Corn Head - Quasar  
Features: Dog House Decal, Old Style

Order No: WN-15174600

**Description** **Retail**



Reflective Decal \$5.00  
Applications: Corn Head - Quasar  
Features: Yellow Safety Sticker

**Main Frame: Auger Trough**

Order No: WN-01185800

**Description** **Retail**

Floor Plate - RH \$458.50  
Applications: Corn Head - Quasar  
Features: 1620, 1820WN-01188201

Order No: WN-01185900

**Description** **Retail**

Floor Plate - LH \$458.50  
Applications: Corn Head - Quasar  
Features: 1620, 1820

Order No: WN-01186000

**Description** **Retail**

Floor Plate - RH \$532.25  
Applications: Corn Head - Quasar  
Features: 1622, 1822

Order No: WN-01186100

**Description** **Retail**

Floor Plate - LH \$532.25  
Applications: Corn Head - Quasar  
Features: 1622, 1822

Order No: WN-01186200

**Description** **Retail**

Floor Plate - RH \$485.75  
Applications: Corn Head - Quasar  
Features: 1220

Order No: WN-01186300

**Description** **Retail**

Floor Plate - LH \$481.50  
Applications: Corn Head - Quasar  
Features: 1220

Order No: WN-01186400

**Description** **Retail**

Floor Plate - RH \$544.50  
Applications: Corn Head - Quasa  
Features: 1222

Order No: WN-01186500

**Description** **Retail**

Floor Plate - LH \$544.50  
Applications: Corn Head - Quasar  
Features: 1222

Order No: WN-01186600

**Description** **Retail**

Floor Plate - Center RH \$458.50  
Applications: Corn Head - Quasar  
Features: 1820

Order No: WN-01186700

**Description** **Retail**

Floor Plate - Center LH \$458.50  
Applications: Corn Head - Quasar  
Features: 1820

Order No: WN-01186800

**Description** **Retail**

Floor Plate - Center RH \$461.50  
Applications: Corn Head - Quasar  
Features: WN-01187600

Order No: WN-01186900

**Description** **Retail**

Floor Plate - Center LH \$461.50  
Applications: Corn Head - Quasar  
Features: WN-01186800

Order No: WN-01187000

**Description** **Retail**

Floor Plate Center 12 Row 20" \$259.75  
Applications: Corn Head - Quasar

Order No: WN-01187100

**Description** **Retail**

Floor Plate - Center \$259.75  
Applications: Corn Head - Quasar  
Features: 1222

Order No: WN-01188500

Capello®



<b>Corn Head: Frame</b>	
<b>Main Frame: Auger Trough</b>	
<b>Order No: WN-01188500</b>	
<b>Description</b>	<b>Retail</b>
Guard - Center Applications: Corn Head - Quasar Features: 1220	\$558.50
<b>Order No: WN-01188600</b>	
<b>Description</b>	<b>Retail</b>
Row Unit Support Bracket Applications: Corn Head - Quasar	\$230.00
<b>Order No: WN-01193400</b>	
<b>Description</b>	<b>Retail</b>
Floor Plate, RH Wing Applications: Corn Head - Quasar Features: HS Series	\$312.00
<b>Order No: WN-01193600</b>	
<b>Description</b>	<b>Retail</b>
Floor Plate, Main Frame RH Applications: Corn Head - Quasar Features: HS Series	\$312.00
<b>Order No: WN-01193700</b>	
<b>Description</b>	<b>Retail</b>
Floor Plate, Main Frame LH Applications: Corn Head - Quasar Features: HS Series	\$312.00
<b>Order No: WN-01193900</b>	
<b>Description</b>	<b>Retail</b>
Floor Plate, LH Wing Applications: Corn Head - Quasar Features: HS Series	\$312.00
<b>Order No: WN-01200200</b>	
<b>Description</b>	<b>Retail</b>
Floor Plate - RH Applications: Corn Head - Quasar Features: 630	\$454.00
<b>Order No: WN-01200300</b>	
<b>Description</b>	<b>Retail</b>
Floor Plate - LH Applications: Corn Head - Quasar Features: 630	\$444.50
<b>Order No: WN-01200400</b>	
<b>Description</b>	<b>Retail</b>
Floor Plate - RH Applications: Corn Head - Quasar Features: WN-01199400	\$483.50
<b>Order No: WN-01200500</b>	
<b>Description</b>	<b>Retail</b>
Floor Plate - LH Applications: Corn Head - Quasar Features: 830	\$479.25
<b>Order No: WN-01200600</b>	
<b>Description</b>	<b>Retail</b>
Floor Plate - Center Applications: Corn Head - Quasar Features: 830	\$314.00
<b>Order No: WN-01201000</b>	
<b>Description</b>	<b>Retail</b>
Floor Plate - RH Applications: Corn Head - Quasar Features: 1230	\$468.50
<b>Order No: WN-01201100</b>	
<b>Description</b>	<b>Retail</b>
Floor Plate - LH Applications: Corn Head - Quasar Features: 1230 Rigid WN-01200100	\$468.50

<b>Order No: WN-01201200</b>	
<b>Description</b>	<b>Retail</b>
Floor Plate - Center RH Applications: Corn Head - Quasar Features: 1230 Rigid	\$460.50
<b>Order No: WN-01201300</b>	
<b>Description</b>	<b>Retail</b>
Floor Plate - Center LH Applications: Corn Head - Quasar Features: 1230 Rigid	\$456.25
<b>Order No: WN-01202000</b>	
<b>Description</b>	<b>Retail</b>
Guard - Center Plate Applications: Corn Head - Quasar Features: 836	\$355.00
<b>Order No: WN-01202300</b>	
<b>Description</b>	<b>Retail</b>
Guard - Center Plate Applications: Corn Head - Quasar Features: 838	\$383.50
<b>Order No: WN-01202400</b>	
<b>Description</b>	<b>Retail</b>
Floor Plate - RH Applications: Corn Head - Quasar Features: 636WN-01201500	\$391.00
<b>Order No: WN-01202500</b>	
<b>Description</b>	<b>Retail</b>
Floor Plate - LH Applications: Corn Head - Quasar Features: 636	\$377.00
<b>Order No: WN-01202800</b>	
<b>Description</b>	<b>Retail</b>
Floor Plate - RH Applications: Corn Head - Quasar Features: 836	\$420.00
<b>Order No: WN-01202900</b>	
<b>Description</b>	<b>Retail</b>
Floor Plate - LH Applications: Corn Head - Quasar Features: 836	\$420.00
<b>Order No: WN-01203100</b>	
<b>Description</b>	<b>Retail</b>
Floor Plate - RH Applications: Corn Head - Quasar Features: 838	\$498.75
<b>Order No: WN-01203200</b>	
<b>Description</b>	<b>Retail</b>
Floor Plate - LH Applications: Corn Head - Quasar Features: 838	\$498.75
<b>Order No: WN-01203300</b>	
<b>Description</b>	<b>Retail</b>
Floor Plate - Center Applications: Corn Head - Quasar Features: 836	\$187.00
<b>Order No: WN-01203400</b>	
<b>Description</b>	<b>Retail</b>
Floor Plate - Center Applications: Corn Head - Quasar Features: 838	\$489.50
<b>Order No: WN-01211200</b>	
<b>Description</b>	<b>Retail</b>
Floor Plate - Center RH Applications: Corn Head - Quasar Features: 1622	\$360.50
<b>Order No: WN-01211300</b>	

Capella®

<b>Corn Head: Frame</b>	
<b>Main Frame: Auger Trough</b>	
Order No: WN-01211300	
<b>Description</b>	<b>Retail</b>
Floor Plate - Center LH Applications: Corn Head - Quasar Features: 1622	\$360.50
Order No: WN-01211400	
<b>Description</b>	<b>Retail</b>
Floor Plate - Center RH Applications: Corn Head - Quasar Features: 1620	\$356.75
Order No: WN-01211500	
<b>Description</b>	<b>Retail</b>
Floor Plate - Center LH Applications: Corn Head - Quasar Features: 1620	\$356.75
Order No: WN-01211900	
<b>Description</b>	<b>Retail</b>
Floor Plate - LH Applications: Corn Head - Quasar Features: 822	\$443.50
Order No: WN-01212000	
<b>Description</b>	<b>Retail</b>
Floor Plate - RH Applications: Corn Head - Quasar Features: 822WN-01212100	\$443.50
Order No: WN-01212700	
<b>Description</b>	<b>Retail</b>
Floor Plate - LH Applications: Corn Head - Quasar Features: 1630 Rigid	\$444.00
Order No: WN-01212800	
<b>Description</b>	<b>Retail</b>
Floor Plate - RH Applications: Corn Head - Quasar Features: 1630 Rigid	\$444.00
Order No: WN-01212900	
<b>Description</b>	<b>Retail</b>
Floor Plate - Center LH Applications: Corn Head - Quasar Features: 1630 Rigid	\$530.75
Order No: WN-01213000	
<b>Description</b>	<b>Retail</b>
Floor Plate - Center RH Applications: Corn Head - Quasar Features: WN-01212700	\$530.75
Order No: WN-01213100	
<b>Description</b>	<b>Retail</b>
Floor Plate - Center Applications: Corn Head - Quasar Features: 1630 Rigid	\$456.25
Order No: WN-01218901	
 <b>Description</b>	<b>Retail</b>
Cover Plate LH - Auger Gearbox Applications: Corn Head - Quasar Features: 1230 Folding Machines	\$73.00
Order No: WN-01219001	
 <b>Description</b>	<b>Retail</b>
Cover Plate RH - Auger Gearbox Applications: Corn Head - Quasar Features: 1230 Folding Machines	\$73.00
Order No: WN-01240300	
 <b>Description</b>	<b>Retail</b>
Floor Plate RH Wing Applications: Corn Head - Quasar Features: 830 Folding	\$262.25

Order No: WN-01240400	
 <b>Description</b>	<b>Retail</b>
Floor Plate LH Wing Applications: Corn Head - Quasar Features: 830 Folding	\$246.75
Order No: WN-01240800	
 <b>Description</b>	<b>Retail</b>
Floor Plate RH Main Frame Applications: Corn Head - Quasar Features: 830 Folding	\$315.25
Order No: WN-01240900	
 <b>Description</b>	<b>Retail</b>
Floor Plate LH Main Frame Applications: Corn Head - Quasar Features: 830 Folding	\$315.50
Order No: WN-E1-80035	
 <b>Description</b>	<b>Retail</b>
Spacer Washer Applications: Corn Head - Quasar Features: M35 X 48mm X 2mm	\$5.50
Order No: WN-M1-30505	
<b>Description</b>	<b>Retail</b>
Drive Gear 30 Tooth, Top Shaft Applications: Corn Head - Quasar Features: Main Drive Gearbox	\$234.25
Order No: WN-M1-30507	
<b>Description</b>	<b>Retail</b>
Gear Applications: Corn Head - Quasar Features: 42 Tooth, HS Series, Main Drive Gearbox	\$369.00
Order No: WN-M1-80159	
<b>Description</b>	<b>Retail</b>
Spacer Washer Applications: Corn Head - Quasar Features: M69 X 80mm, Internal 90 Degree Gearbox	\$5.00
Order No: WN-M1-80200	
 <b>Description</b>	<b>Retail</b>
Spacer Washer Applications: Corn Head - Quasar Features: M69 X 80mm X .3mm, Internal Lateral Gearbox Spacer	\$5.00
Order No: WN-M1-80201	
 <b>Description</b>	<b>Retail</b>
Spacer Washer M69 X 80mm X .4mm Applications: Corn Head - Quasar	\$5.00
Order No: WN-M1-80202	
 <b>Description</b>	<b>Retail</b>
Spacer Washer Applications: Corn Head - Quasar Features: M69 x 80mm x .5mm	\$5.00
Order No: WN-PMF-000584	
<b>Description</b>	<b>Retail</b>
Seal Cap Applications: Corn Head - Quasar Features: HS Series, Lateral Gearbox	\$10.50
Order No: WN-PMF-000585	
<b>Description</b>	<b>Retail</b>
Lock Nut Applications: Corn Head - Quasar Features: M45 X 1.5, HS Series, CLAAS Heads Only, Transmission	\$38.00
Order No: WN-PMF-000586	
 <b>Description</b>	<b>Retail</b>
Spacer Washer Applications: Corn Head - Quasar	\$2.25

**Corn Head: Frame**

**Main Frame: Auger Trough**

Order No: WN-PMF-000586

Features: M60.3 X 71.7mm

Order No: WN-PMG-000020

**Description** **Retail**

Seal Cap \$7.50  
Applications: Corn Head - Quasar, Forage Head - Spartan  
Features: HS Series, Lateral Gearbox, CLAAS 494 Adapter Plate

Order No: WN-PMS-000082

**Description** **Retail**

Ball Bearing \$113.25  
Applications: Corn Head - Quasar  
Features: HS Series, Auger Drive Gearbox

Order No: WN-PO-000083

**Description** **Retail**

Oil Breather \$29.50  
Applications: Corn Head - Quasar, Forage Head - Spartan  
Features: HS Series, Lateral Gearbox, Spartan Cutter bar Drive

Order No: WN-PO-000259


**Description** **Retail**

Oil Breather Elbow \$2.25  
Applications: Corn Head - Quasar  
Features: 3/8"

**Main Frame: Center Auger Hood**


Order No: WN-01180801

**Description** **Retail**

 Dog House Cover \$156.00  
Applications: Corn Head - Quasar  
Features: Center Cross Auger Cover, Dog House


Order No: WN-03216600

**Description** **Retail**

 Rubber Cover on Dog House \$128.00  
Applications: Corn Head - Quasar  
Features: Gather Auger, Center Cover, Updated Style, 2012 ad Up

Order No: WN-DPM-000380


**Description** **Retail**

 Dog House Cover Kit \$794.00  
Applications: Corn Head - Quasar  
Features: HS Series, Folding Head Only

**Main Frame: Folding Pivot**


Order No: WN-01022900

**Description** **Retail**

 Bracket - Bearing support \$49.25  
Applications: Corn Head - Quasar  
Features: Folding Hinge, 830 Folding


Order No: WN-01024700

**Description** **Retail**

 Pivot Support - RH \$49.50  
Applications: Corn Head - Quasar  
Features: Folding Hinge, 830 Folding


Order No: WN-01024800

**Description** **Retail**

 Pivot Support - LH \$49.50  
Applications: Corn Head - Quasar  
Features: Folding Hinge, 830 Folding  
WN-01024700


Order No: WN-01118000

**Description** **Retail**

 Pivot Outer Support - RH \$27.25  
Applications: Corn Head - Quasar  
Features: Folding Hinge, 830 Folding


Order No: WN-01118500

**Description** **Retail**

 Pivot Outer Support - LH \$27.25  
Applications: Corn Head - Quasar  
Features: Folding Hinge, 830 Folding


Order No: WN-01152200

**Description** **Retail**

 Wing Pivot Bracket \$862.00  
Applications: Corn Head - Quasar  
Features: HS Series


Order No: WN-01152300

**Description** **Retail**

 Folding Wing Bracket \$404.00  
Applications: Corn Head - Quasar  
Features: HS Series


Order No: WN-03208000

**Description** **Retail**

 Bushing - Pivot Shaft \$31.50  
Applications: Corn Head - Quasar  
Features: 830 Folding


Order No: WN-03208500

**Description** **Retail**

 Pivot Guard RH \$100.75  
Applications: Corn Head - Quasar  
Features: 830 Folding


Order No: WN-03209000

**Description** **Retail**

 Pivot Guard LH \$100.75  
Applications: Corn Head - Quasar  
Features: 830 Folding


Order No: WN-03219600

**Description** **Retail**

 Pivot Cover RH \$176.75  
Applications: Corn Head - Quasar  
Features: 830 Folding


Order No: WN-03219700

**Description** **Retail**

 Pivot Cover LH \$176.75  
Applications: Corn Head - Quasar  
Features: 830 Folding


Order No: WN-03406100

**Description** **Retail**

 Pivot Arm \$454.00  
Applications: Corn Head - Quasar  
Features: 830 Folding


Order No: WN-03406300

**Description** **Retail**

 Pivot Gear RH \$580.75  
Applications: Corn Head - Quasar  
Features: 830 Folding


Order No: WN-03406400

**Description** **Retail**

 Pivot Gear LH \$580.75  
Applications: Corn Head - Quasar  
Features: 830 Folding


Order No: WN-03414100

**Description** **Retail**

 Pivot Shaft \$326.25  
Applications: Corn Head - Quasar  
Features: 830 Folding

Order No: WN-M1-10536

**Description** **Retail**

 Pivot Spacer \$41.75  
Applications: Corn Head - Quasar  
Features: HS Series, Frame, Floor Plates

Order No: WN-M1-10681


Capelli®




**Corn Head: Frame**

**Main Frame: Folding Pivot**


Order No: WN-M1-10681

Description	Retail
 Pin, Bottom Lift Cylinder Applications: Corn Head - Quasar Features: HS Series, Wing Cylinder	\$139.75


Order No: WN-M1-10682

Description	Retail
 Pin, Folding Hinge Applications: Corn Head - Quasar Features: HS Series, Wing Cylinder	\$133.50


Order No: WN-M1-10683

Description	Retail
 Pin, Top Lift Cylinder Applications: Corn Head - Quasar Features: HS Series, Wing Cylinder	\$123.25


Order No: WN-M1-10684

Description	Retail
 Pin, Folding Hinge Applications: Corn Head - Quasar Features: HS Series, Wing Cylinder	\$129.50


Order No: WN-M2-10048

Description	Retail
 Wing Pivot Pin Applications: Corn Head - Quasar Features: HS Series, 830 Folding	\$66.50


Order No: WN-PMF000198

Description	Retail
 Pivot Pin Spacer Applications: Corn Head - Quasar Features: HS Series	\$121.00

Order No: WN-PMF000199


Description	Retail
 Pivot Pin Locking Nut Applications: Corn Head - Quasar Features: HS Series, Pivot Pin Spacer	\$31.25

Order No: WN-PMS000046


Description	Retail
 Bearing, Wing Pivot Applications: Corn Head - Quasar Features: HS Series, Frame	\$133.00

**Main Frame: Hydraulics**


Order No: WN-01025600

Description	Retail
 Cylinder Shield LH Applications: Corn Head - Quasar Features: 830 Folding	\$25.75


Order No: WN-01025700

Description	Retail
 Cylinder Shield RH Applications: Corn Head - Quasar Features: 830 Folding	\$25.75

Order No: WN-01026500

Description	Retail
 Pivot Pin Applications: Corn Head - Quasar Features: 830 Folding	\$25.00

Order No: WN-01028300


Description	Retail
 Cylinder Rod End Applications: Corn Head - Quasar Features: Inner Hood, Tilt Cylinder Rod End, Folding Heads	\$35.75

Order No: WN-01075500

Description	Retail
Support	\$16.75

Applications: Corn Head - Quasar


Order No: WN-01111500

Description	Retail
 Hex Bolt Applications: Corn Head - Quasar Features: M14x40mm 2.0 Pitch, Adjusting Bolt on Folding 30" Heads	\$5.50

Order No: WN-01226300

Description	Retail
Side Wall Plate Applications: Corn Head - Quasar	\$268.00

Order No: WN-01230800

Description	Retail
 Support - Folding Bonnet Valve Applications: Corn Head - Quasar Features: Folding Heads	\$21.00

Order No: WN-01260700

Description	Retail
Hydraulic Line, Steel Applications: Corn Head - Quasar Features: 10mm dia.	\$79.25

Order No: WN-01260800

Description	Retail
Hydraulic Line, Steel Applications: Corn Head - Quasar Features: 10mm dia.	\$79.25

Order No: WN-01354000

Description	Retail
Connector Applications: Corn Head - Quasar Features: Folding Hydraulics, 8-30 HS	\$41.25


Order No: WN-02230300

Description	Retail
 Roll Pin Applications: Corn Head - Quasar Features: 6 x 36, 830 Folding	\$0.75


Order No: WN-02442500

Description	Retail
Hydraulic Connector Applications: Corn Head - Quasar Features: 830 Folding	\$8.75


Order No: WN-02442600

Description	Retail
 Hydraulic T Fitting Applications: Corn Head - Quasar Features: HS Series	\$28.00


Order No: WN-03203500

Description	Retail
 Hydraulic Pipe Applications: Corn Head - Quasar Features: 830 Folding	\$27.25


Order No: WN-03203600

Description	Retail
 Hydraulic Pipe Applications: Corn Head - Quasar Features: 830 Folding	\$27.25

Order No: WN-03203700

Description	Retail
 Hydraulic Pipe Applications: Corn Head - Quasar Features: 830 Folding	\$29.25

Order No: WN-03203800

Description	Retail
 Hydraulic Pipe Applications: Corn Head - Quasar Features: 830 Folding	\$33.75

Order No: WN-03204100

**Corn Head: Frame**

**Main Frame: Hydraulics**


Order No: WN-03204100

**Description Retail**

Hydraulic Pipe \$67.00  
Applications: Corn Head - Quasar  
Features: 830 Folding

Order No: WN-03205400

**Description Retail**

 Hydraulic Wing Lift Cylinder \$2,046.00  
Applications: Corn Head - Quasar  
Features: Folding Cylinder, 12 Row 30" Heads


Order No: WN-03205601

**Description Retail**

Hydraulic cylinder 8-30 HS only \$923.00  
Applications: Corn Head - Quasar  
Features: Folding Hydraulics, 8-30 HS


Order No: WN-03206000

**Description Retail**

 Hydraulic Valve - One Way Restrictor \$211.75  
Applications: Corn Head - Quasar  
Features: 830 Folding


Order No: WN-03207000

**Description Retail**

 Hydraulic Hose - Push Button Valve \$88.75  
Applications: Corn Head - Quasar  
Features: 830 Folding


Order No: WN-03207100

**Description Retail**

 Hydraulic Hose - Bush Button Valve \$88.75  
Applications: Corn Head - Quasar  
Features: 830 Folding


Order No: WN-03207200

**Description Retail**

 Hydraulic Hose - Bush Button Valve \$147.00  
Applications: Corn Head - Quasar  
Features: 830 Folding


Order No: WN-03403700

**Description Retail**

 Hydraulic Valve - Folding \$315.00  
Applications: Corn Head - Quasar  
Features: Folding Series


Order No: WN-03413200

**Description Retail**

 Oil Reservoir \$156.50  
Applications: Corn Head - Quasar  
Features: 830 Folding


Order No: WN-03437400

**Description Retail**

 Hydraulic Line, Steel \$84.00  
Applications: Corn Head - Quasar  
Features: HS Series


Order No: WN-03466000

**Description Retail**

 Hydraulic Hose \$40.75  
Applications: Corn Head - Quasar  
Features: 1200mm Long, LH/RH Hydraulic System to Tipping Frame Valve


Order No: WN-03466100

**Description Retail**

 Hydraulic Hose- Flow Valve \$58.25  
Applications: Corn Head - Quasar  
Features: Hydraulic Line, 12 Row Folding Head, 30" Row Spacing


Order No: WN-03466400

**Description Retail**

 Hydraulic Hose- Flow Valve \$50.00  
Applications: Corn Head - Quasar  
Features: Hydraulic Line, 12 Row Folding Head, 30" Row Spacing


Order No: WN-03466401

**Description Retail**

 Hydraulic Hose \$30.00  
Applications: Corn Head - Quasar  
Features: 900mm Long, 2014 & Newer Folding Machines


Order No: WN-03466500

**Description Retail**

 Flow Switch w/ Electric Solenoid \$149.00  
Applications: Corn Head - Quasar  
Features: Hydraulic Control Valve with Electric Solenoid, Folding Head


Order No: WN-03466700

**Description Retail**

 Hydraulic Line \$41.75  
Applications: Corn Head - Quasar  
Features: HS Series, Flow Switch

Order No: WN-03466800

**Description Retail**

 Hydraulic Hose - Lower RH on Flow Valve \$66.50  
Applications: Corn Head - Quasar  
Features: All 1230 Folding Machines


Order No: WN-03468300

**Description Retail**

Hydraulic Line \$231.00  
Applications: Corn Head - Quasar  
Features: HS Series


Order No: WN-03469100

**Description Retail**

 Flow Switch Cable \$111.00  
Applications: Corn Head - Quasar  
Features: Flow Control Switch Harness, Folding Heads


Order No: WN-03469200

**Description Retail**

 Hydraulic Hose - Upper RH on Flow Valve \$62.50  
Applications: Corn Head - Quasar  
Features: All 1230 Folding Machines


Order No: WN-03485900

**Description Retail**

 Hydraulic Cylinder, RH Folding Divider \$850.00  
Applications: Corn Head - Quasar  
Features: Folding Head

Order No: WN-03486000

**Description Retail**

 Hydraulic Cylinder, LH Folding Divider \$850.00  
Applications: Corn Head - Quasar  
Features: Folding Head

Order No: WN-03496000

**Description Retail**

Lift Cylinder \$52.00  
Applications: Corn Head - Quasar

Order No: WN-03505200

**Description Retail**

Hydraulic Tube \$19.00  
Applications: Corn Head - Quasar  
Features: 680MM, Folding Hydraulics, 8-30 HS








Order No: WN-03505300







**Description Retail**

Lift Cylinder Hose \$23.00  
Applications: Corn Head - Quasar

Order No: WN-03505400

Capelli®

<b>Corn Head: Frame</b>	
<b>Main Frame: Hydraulics</b>	
<b>Order No: WN-03505400</b>	
<b>Description</b>	<b>Retail</b>
Lift Cylinder Hose Applications: Corn Head - Quasar	\$23.00
<b>Order No: WN-03518800</b>	
<b>Description</b>	<b>Retail</b>
Connector Applications: Corn Head - Quasar Features: Folding Hydraulics	\$5.25
<b>Order No: WN-05505800</b>	
<b>Description</b>	<b>Retail</b>
Double Hose Clamp Applications: Corn Head - Quasar Features: 3/8", Old Style	\$7.75
<b>Order No: WN-05505900</b>	
 <b>Description</b>	<b>Retail</b>
Angle Union Applications: Corn Head - Quasar Features: Hydraulic Fitting, 90 Degree Adapter	\$6.25
<b>Order No: WN-05506000</b>	
 <b>Description</b>	<b>Retail</b>
Double Hose Clamp Applications: Corn Head - Quasar Features: 1/2", Old Style, Folding Series	\$9.75
<b>Order No: WN-05506200</b>	
<b>Description</b>	<b>Retail</b>
Support Plate, Double Hose Clamp Applications: Corn Head - Quasar Features: 3/8", Old Style	\$2.50
<b>Order No: WN-05506400</b>	
 <b>Description</b>	<b>Retail</b>
Hydraulic Line- Folding Cylinder Applications: Corn Head - Quasar Features: HS Series, 2013 & Earlier	\$45.00
<b>Order No: WN-05506401</b>	
 <b>Description</b>	<b>Retail</b>
Hydraulic Line - Folding Cylinder Applications: Corn Head - Quasar Features: HS Series, 2014 & Later	\$45.00
<b>Order No: WN-05506500</b>	
<b>Description</b>	<b>Retail</b>
Hydraulic Pipe Applications: Corn Head - Quasar Features: Folding hydraulics, 8-30HS	\$217.00
<b>Order No: WN-KM-000045</b>	
 <b>Description</b>	<b>Retail</b>
Multi Coupler, CIH Applications: Corn Head - Quasar Features: Old Style	\$1,575.00
<b>Order No: WN-KM-000070</b>	
 <b>Description</b>	<b>Retail</b>
Multi Coupler, JD Applications: Corn Head - Quasar Features: for Heads w/out Fender Auger	\$1,575.00
<b>Order No: WN-KM-000165</b>	
 <b>Description</b>	<b>Retail</b>
Multi Coupler, AGCO Applications: Corn Head - Quasar Features: for heads w/ Fender Augers	\$1,575.00
<b>Order No: WN-KM-000166</b>	
 <b>Description</b>	<b>Retail</b>
Multi Coupler, AGCO Applications: Corn Head - Quasar Features: for heads w/out Fender Augers	\$1,575.00
<b>Order No: WN-KM-000175</b>	

 <b>Description</b>	<b>Retail</b>
Multi Coupler, CNH Applications: Corn Head - Quasar Features: for heads w/ Fender Augers	\$1,575.00
<b>Order No: WN-M1-70010</b>	
 <b>Description</b>	<b>Retail</b>
Hydraulic Hose Applications: Corn Head - Quasar Features: 450mm Long, RH/LH Hydraulic System to Folding Hydraulic Valve	\$30.00
<b>Order No: WN-M1-70012</b>	
 <b>Description</b>	<b>Retail</b>
Hydraulic Hose - Locking Cylinder Applications: Corn Head - Quasar Features: 350mm Long, LH/RH Hydraulic System to Wing Locking Cylinder	\$54.00
<b>Order No: WN-M1-70031</b>	
<b>Description</b>	<b>Retail</b>
Support Bracket LH - Wing Locking Cylinder Applications: Corn Head - Quasar Features: 2014 & Newer Folding Machines	\$31.50
<b>Order No: WN-M1-70032</b>	
<b>Description</b>	<b>Retail</b>
Support Bracket RH - Wing Locking Cylinder Applications: Corn Head - Quasar Features: 2014 & Newer Folding Machines	\$31.50
<b>Order No: WN-M1-70033</b>	
<b>Description</b>	<b>Retail</b>
Mounting Spacer Applications: Corn Head - Quasar Features: HS Series, Folding Sequence Valve	\$14.75
<b>Order No: WN-M1-70047</b>	
<b>Description</b>	<b>Retail</b>
Lift Cylinder Hose Applications: Corn Head - Quasar	\$36.00
<b>Order No: WN-M1-70056</b>	
 <b>Description</b>	<b>Retail</b>
Mounting Bracket Applications: Corn Head-Quasar Features: CNH Single Point	\$103.00
<b>Order No: WN-M1-70058</b>	
 <b>Description</b>	<b>Retail</b>
Hydraulic Hose - Bonnet Valve Applications: Corn Head - Quasar Features: Folding Heads	\$33.50
<b>Order No: WN-M1-70095</b>	
<b>Description</b>	<b>Retail</b>
Hydraulic Hose - Upper LH on Flow Valve Applications: Corn Head - Quasar Features: 2, 950mm Long; 2014 & Newer Folding Machines	\$71.25
<b>Order No: WN-M1-70096</b>	
<b>Description</b>	<b>Retail</b>
Hydraulic Hose - Lower LH on Flow Valve Applications: Corn Head - Quasar Features: 3, 050mm Long; 2014 & Newer Folding Machines	\$75.00
<b>Order No: WN-M1-90095</b>	
 <b>Description</b>	<b>Retail</b>
Mounting Bracket Applications: Corn Head - Quasar Features: AGCO Single Point Bracket	\$105.00
<b>Order No: WN-M2-70010</b>	
<b>Description</b>	<b>Retail</b>
Hydraulic Steel Line LH Applications: Corn Head - Quasar Features: 1, 715mm Long, 2014 & Newer Folding Machines	\$58.00



**Corn Head: Frame**

**Main Frame: Hydraulics**

Order No: WN-M2-70011

Description	Retail
Hydraulic Steel Line RH Applications: Corn Head - Quasar Features: 1, 910mm Long, 2014 & Newer Folding Machines	\$68.25

Order No: WN-M4-70004



Description	Retail
Hydraulic Cylinder - Wing Locking Cylinder Complete Applications: Corn Head - Quasar Features: 2014 & Newer Folding Machines	\$841.25

Order No: WN-PO-000005

Description	Retail
Connector Applications: Corn Head - Quasar Features: Folding Hydraulics, 8-30 HS	\$14.00

Order No: WN-PO-000010



Description	Retail
Double Pipe Clamp, Steel Hydraulic Lines Applications: Corn Head - Quasar Features: 10mm dia.	\$8.75

Order No: WN-PO-000018

Description	Retail
Hydraulic cylinder valve Applications: Corn Head - Quasar Features: Folding hydraulics, 8-30 HS	\$125.00

Order No: WN-PO-000027



Description	Retail
Hollow Bolt Applications: Corn Head - Quasar Features: 1/4", HS Series, Folding Bonnet, Deck Plate Cylinder	\$13.75

Order No: WN-PO-000030



Description	Retail
Rubber Ring Applications: Corn Head - Quasar Features: HS Series, Folding Bonnet, Deck Plate Cylinder, Wing Lock	\$2.25

Order No: WN-PO-000031



Description	Retail
Seal Washer Applications: Corn Head - Quasar Features: Banjo Fitting Seal Washer	\$8.00

Order No: WN-PO-000040



Description	Retail
Seal Washer Banjo Fitting Applications: Corn Head - Quasar Features: Banjo Fitting Seal	\$2.00

Order No: WN-PO-000072



Description	Retail
Hydraulic Elbow Applications: Corn Head - Quasar, Sunflower Head - Helian. Features: HS Series, Tipping Frame & Hyd Hood, Helianthus RH & LH Reel	\$10.50

Order No: WN-PO-000093

Description	Retail
Double Pipe Clamp Plate, Steel Hydraulic Lines Applications: Corn Head - Quasar Features: 15mm dia.	\$18.75

Order No: WN-PO-000095



Description	Retail
Hydraulic Valve - Folding Divider Applications: Corn Head - Quasar Features: HS Series, Folding Divider	\$155.50

Order No: WN-PO-000108

Description	Retail
Hydraulic Elbow Applications: Corn Head - Quasar Features: 10mm dia.	\$18.25

Order No: WN-PO-000113

Description	Retail
Hydraulic Fitting - LH/RH Hydraulic System Applications: Corn Head - Quasar Features: 2014 & Newer Folding Machines	\$62.50

Order No: WN-PO-000116



Description	Retail
Hydraulic T Fitting Applications: Corn Head - Quasar Features: 2014 & Newer Folding Machines	\$39.50

Order No: WN-PO-000121



Description	Retail
Seal Washer Applications: Corn Head - Quasar Features: HS Series, Tipping Hood Hydraulics	\$2.25

Order No: WN-PO-000146



Description	Retail
Hydraulic Connector Applications: Corn Head - Quasar Features: 830 Folding	\$7.75

Order No: WN-PO-000150



Description	Retail
Hollow Bolt Applications: Corn Head - Quasar Features: For LH/RH Hydraulic System, 2014 & Newer Folding Machines	\$13.50

Order No: WN-PO-000151



Description	Retail
Hollow Bolt Applications: Corn Head - Quasar Features: 3/8", HS Series, Folding Frame Hydraulics	\$10.50

Order No: WN-PO-000159

Description	Retail
Double Pipe Clamp, Steel Hydraulic Lines Applications: Corn Head - Quasar Features: 15mm dia.	\$8.75

Order No: WN-PO-000163



Description	Retail
Flow Switch Male/Male Thread Fitting Applications: Corn Head - Quasar Features: HS Series, Flow Regulator (Not for Claas)	\$4.00

Order No: WN-PO-000173



Description	Retail
Hydraulic Fitting - Flow Control Valve Applications: Corn Head - Quasar Features: 2014 & Newer Folding Machines	\$12.50

Order No: WN-PO-000176

Description	Retail
Hydraulic Fitting - Flow Control Valve Applications: Corn Head - Quasar Features: 2014 & Newer Folding Machines	\$10.50

Order No: WN-PO-000180

Description	Retail
Double Pipe Clamp Plate, Steel Hydraulic Lines Applications: Corn Head - Quasar Features: 10mm dia.	\$8.75

Order No: WN-PO-000276


Description	Retail
Flow Control Valve Applications: Corn Head - Quasar Features: 2014 & Newer Folding Machines	\$156.00

**Corn Head: Frame**

**Main Frame: Hydraulics**


Order No: WN-PO-000276

Order No: WN-PO-000302

Description	Retail
 Hydraulic Valve - Folding Bonnet Applications: Corn Head - Quasar Features: Folding Heads	\$150.50

**Safety Shields: Safety Shields**

Order No: WN-01180600

Description	Retail
 Mounting Plate Applications: Corn Head - Quasar Features: Mount Plate for Single Flap on Curtain Kit	\$14.75

Order No: WN-01180900

Description	Retail
Document Holder Bracket Applications: Corn Head - Quasar Features: Document Holder Bracket	\$34.75

Order No: WN-01187200

Description	Retail
Guard - Center Applications: Corn Head - Quasar Features: 1222	\$562.00

Order No: WN-01187300

Description	Retail
Guard - RH Applications: Corn Head - Quasar Features: 1820	\$856.75

Order No: WN-01187400

Description	Retail
Guard - LH Applications: Corn Head - Quasar Features: 1820	\$856.75

Order No: WN-01187500

Description	Retail
Guard - RH Applications: Corn Head - Quasar Features: 1822	\$475.00

Order No: WN-01187600

Description	Retail
Guard - LH Applications: Corn Head - Quasar Features: 1822	\$475.00


Order No: WN-01187700

Description	Retail
Guard - RH Applications: Corn Head - Quasar Features: 1220	\$555.75

Order No: WN-01187800

Description	Retail
Guard - LH Applications: Corn Head - Quasar Features: 1220	\$547.25

Order No: WN-01187900

Description	Retail
 Guard - RH Applications: Corn Head - Quasar Features: 1222	\$580.00

Order No: WN-01188000

Description	Retail
Guard - LH Applications: Corn Head - Quasar Features: 1222	\$572.00

Order No: WN-01188101

Description	Retail
Guard - Center RH Applications: Corn Head - Quasar Features: 1620, 1820	\$408.50

Order No: WN-01188201

Description	Retail
Guard - Center LH Applications: Corn Head - Quasar Features: 1620, 1820	\$408.50

Order No: WN-01188301

Description	Retail
Guard - Center RH Applications: Corn Head - Quasar Features: WN-01213100	\$387.00


Order No: WN-01188401

Description	Retail
Guard - Center LH Applications: Corn Head - Quasar Features: 1622, 1822	\$387.00


Order No: WN-01190500

Description	Retail
Chopper Safety Shield - 20" Applications: Corn Head - Quasar Features: Stalk Chopper Guard, RH Side, 20" Heads	\$231.00


Order No: WN-01190600

Description	Retail
 Chopper Safety Shield - 22" Applications: Corn Head - Quasar Features: Stalk Chopper Guard, RH Side, 22" Heads	\$210.00


Order No: WN-01192000

Description	Retail
 Outside Lateral Plate Applications: Corn Head - Quasar Features: 12, 16, 18 Row 20"	\$82.00


Order No: WN-01192100

Description	Retail
 Outside Lateral Plate Applications: Corn Head - Quasar Features: 8, 12, 16, 18 Row 22"	\$97.00


Order No: WN-01192200

Description	Retail
 Center RH Lateral Plate Applications: Corn Head - Quasar Features: 16, 18 Row 20"	\$82.00


Order No: WN-01192300

Description	Retail
 Center RH Lateral Plate Applications: Corn Head - Quasar Features: 16, 18 Row 22"	\$92.50

Order No: WN-01192400

Description	Retail
 Center LH Lateral Plate Applications: Corn Head - Quasar Features: 16, 18 Row 20"	\$82.00

Order No: WN-01192500

Description	Retail
 Center LH Lateral Plate Applications: Corn Head - Quasar Features: 16, 18 Row 20"	\$92.50

Order No: WN-01194100

Description	Retail
Guard Plate, Inner LH Applications: Corn Head - Quasar Features: HS Series	\$676.00

**Corn Head: Frame**

**Safety Shields: Safety Shields**

**Order No: WN-01194200**

Description	Retail
Guard Plate, Inner RH Applications: Corn Head - Quasar Features: HS Series	\$676.00

**Order No: WN-01194400**

Description	Retail
Guard Plate, LH Wing Applications: Corn Head - Quasar Features: HS Series	\$624.00

**Order No: WN-01194600**

Description	Retail
Guard Plate, RH Wing Applications: Corn Head - Quasar Features: HS Series	\$650.00

**Order No: WN-01198000**

Description	Retail
Side Shield RH Applications: Corn Head - Quasar Features: Right Side Frame End Shield, Folding Corn Head	\$167.00

**Order No: WN-01198100**

Description	Retail
Side Shield LH Applications: Corn Head - Quasar Features: Left Side Frame End Shield, Folding Corn Head	\$167.00

**Order No: WN-01199000**

Description	Retail
Guard - RH Plate Applications: Corn Head - Quasar Features: 630	\$460.50

**Order No: WN-01199100**

Description	Retail
Guard - LH Plate Applications: Corn Head - Quasar Features: 630	\$460.50

**Order No: WN-01199200**

Description	Retail
Guard - RH Plate Applications: Corn Head - Quasar Features: 830	\$439.00

**Order No: WN-01199300**

Description	Retail
Guard - LH Plate Applications: Corn Head - Quasar Features: 830	\$453.00

**Order No: WN-01199400**

Description	Retail
Guard - Center Plate Applications: Corn Head - Quasar Features: WN-01199300	\$306.00

**Order No: WN-01199800**

Description	Retail
Guard - RH Plate Applications: Corn Head - Quasar Features: 1230 Rigid	\$604.00

**Order No: WN-01199900**

Description	Retail
Guard - LH Plate Applications: Corn Head - Quasar Features: 1230 Rigid	\$581.00

**Order No: WN-01200000**

Description	Retail
Guard - RH Center Plate	\$572.00

Applications: Corn Head - Quasar  
Features: 1230 Rigid

**Order No: WN-01200100**

Description	Retail
Guard - LH Center Plate Applications: Corn Head - Quasar Features: 1230 Rigid	\$437.00

**Order No: WN-01201400**

Description	Retail
Guard - RH Plate Applications: Corn Head - Quasar Features: 636	\$546.75

**Order No: WN-01201500**

Description	Retail
Guard - LH Plate Applications: Corn Head - Quasar Features: 636	\$537.75

**Order No: WN-01201600**

Description	Retail
Guard - RH Plate Applications: Corn Head - Quasar Features: 638WN-01176200	\$454.00

**Order No: WN-01201700**

Description	Retail
Guard - LH Plate Applications: Corn Head - Quasar Features: 638	\$454.00

**Order No: WN-01201800**

Description	Retail
Guard - RH Plate Applications: Corn Head - Quasar Features: 836	\$520.00

**Order No: WN-01201900**

Description	Retail
Guard - LH Plate Applications: Corn Head - Quasar Features: 836	\$520.00


**Order No: WN-01202100**

Description	Retail
Guard - RH Plate Applications: Corn Head - Quasar Features: 838	\$608.50


**Order No: WN-01202200**

Description	Retail
Guard - LH Plate Applications: Corn Head - Quasar Features: 838	\$608.25


**Order No: WN-01203500**

Description	Retail
 Center RH Lateral Plate Applications: Corn Head - Quasar Features: 1630 Rigid	\$117.50


**Order No: WN-01203800**

Description	Retail
 Center LH Lateral Plate Applications: Corn Head - Quasar Features: 1630 Rigid	\$117.50

**Order No: WN-01204000**

Description	Retail
 Center Lateral Plate Applications: Corn Head - Quasar Features: 838 Rigid	\$123.25

**Order No: WN-01204100**


Description	Retail
 Lateral Plate Applications: Corn Head - Quasar Features: 630, 830	\$136.25




**Corn Head: Frame**

**Safety Shields: Safety Shields**

Order No: WN-01204300

Description	Retail
 Center Lateral Plate Applications: Corn Head - Quasar Features: 38" Rigid	\$186.00

Order No: WN-01204500

Description	Retail
 Outside Lateral Plate Applications: Corn Head - Quasar Features: 38" Rigid	\$162.75

Order No: WN-01211000

Description	Retail
Guard - RH Plate Applications: Corn Head - Quasar Features: 1622	\$430.00

Order No: WN-01211100

Description	Retail
Guard - LH Plate Applications: Corn Head - Quasar Features: 1622	\$430.00

Order No: WN-01211600

Description	Retail
Guard - RH Plate Applications: Corn Head - Quasar Features: 1620	\$403.75

Order No: WN-01211700

Description	Retail
Guard - LH Plate Applications: Corn Head - Quasar Features: 1620	\$403.75


Order No: WN-01212100

Description	Retail
Guard - LH Plate Applications: Corn Head - Quasar Features: 822	\$519.50

Order No: WN-01212200

Description	Retail
Guard - RH Plate Applications: Corn Head - Quasar Features: 822	\$372.75

Order No: WN-01212600

Description	Retail
 Center Lateral Plate Applications: Corn Head - Quasar Features: 1630 Rigid	\$97.75

Order No: WN-01213200

Description	Retail
Guard - LH Plate Applications: Corn Head - Quasar Features: 1630 Rigid	\$606.75

Order No: WN-01213300

Description	Retail
Guard - RH Plate Applications: Corn Head - Quasar Features: 1630 Rigid	\$606.75

Order No: WN-01213400

Description	Retail
Guard - LH External Center Plate Applications: Corn Head - Quasar Features: 1630 Rigid	\$612.00

Order No: WN-01213500

Description	Retail
Guard - External RH Center Plate Applications: Corn Head - Quasar Features: 1630 Rigid	\$612.00


Order No: WN-01213600

Description	Retail
Guard - LH Internal Center Plate Applications: Corn Head - Quasar Features: 1630 Rigid	\$407.00


Order No: WN-01213700

Description	Retail
Guard - Internal RH Center Plate Applications: Corn Head - Quasar Features: WN-01213400	\$407.00


Order No: WN-01214500

Description	Retail
 Lateral Plate Applications: Corn Head - Quasar Features: 1230 Rigid Row# 1	\$134.75


Order No: WN-01214600

Description	Retail
 Lateral Plate Applications: Corn Head - Quasar Features: 1230 Rigid Row# 2	\$139.25


Order No: WN-01214700

Description	Retail
 Lateral Plate Applications: Corn Head - Quasar Features: 1230 Rigid Row# 3	\$129.50


Order No: WN-01214800

Description	Retail
 Lateral Plate Applications: Corn Head - Quasar Features: 1230 Rigid Row# 4	\$115.50


Order No: WN-01214900

Description	Retail
 Lateral Plate Applications: Corn Head - Quasar Features: 1230 Rigid Row# 5	\$98.75


Order No: WN-01215000

Description	Retail
 Lateral Plate Applications: Corn Head - Quasar Features: 1230 Rigid Row# 6	\$127.75


Order No: WN-01215100

Description	Retail
 Lateral Plate Applications: Corn Head - Quasar Features: 1230 Rigid Row# 7	\$145.50


Order No: WN-01215200

Description	Retail
 Lateral Plate Applications: Corn Head - Quasar Features: 1230 Rigid Row# 8	\$97.75


Order No: WN-01215300

Description	Retail
 Lateral Plate Applications: Corn Head - Quasar Features: 1230 Rigid Row# 9	\$116.50

Order No: WN-01215400

Description	Retail
 Lateral Plate Applications: Corn Head - Quasar Features: 1230 Rigid Row# 10	\$133.00

Order No: WN-01215500

Description	Retail
 Lateral Plate Applications: Corn Head - Quasar Features: 1230 Rigid Row# 11	\$139.75


Order No: WN-01215600

Capella®


**Corn Head: Frame**

**Safety Shields: Safety Shields**


Order No: WN-01215600

Description	Retail
 Lateral Plate Applications: Corn Head - Quasar Features: 1230 Rigid Row# 12	\$135.75


Order No: WN-01216000

Description	Retail
 Side Cover Shield LH Rigid Head Applications: Corn Head - Quasar	\$79.00


Order No: WN-01216100

Description	Retail
 Rock Guard - RH Applications: Corn Head - Quasar	\$79.00


Order No: WN-01232200

Description	Retail
 Floor Plate RH Applications: Corn Head - Quasar	\$216.00

Order No: WN-01232500

Description	Retail
 Floor Plate LH Applications: Corn Head - Quasar	\$212.00

Order No: WN-01240600

Description	Retail
 Guard Plate RH Wing Applications: Corn Head - Quasar Features: 830 Folding	\$154.25


Order No: WN-01240700

Description	Retail
 Guard Plate LH Wing Applications: Corn Head - Quasar Features: 830 Folding	\$244.25


Order No: WN-01241000

Description	Retail
 Guard Plate Main Frame Applications: Corn Head - Quasar Features: 830 Folding	\$347.00


Order No: WN-03412001

Description	Retail
 Side Shield RH Applications: Corn Head - Quasar Features: 830 Folding Head	\$95.25

Order No: WN-03412101


Description	Retail
 Side Shield LH Applications: Corn Head - Quasar Features: 830 Folding Head	\$95.25

Order No: WN-M1-90098


Description	Retail
 Rubber Flap Applications: Corn Head - Quasar Features: Rubber Flap for Curtain Kit	\$80.25

**Stalk Stompers: Assembly**

Order No: WN-05007000

Description	Retail
 Corn Head, Stalk Stomper Kit Applications: All Capello Corn Heads Features: Compacts Cut Stalks to Protect Machine's Tires	\$900.00

Order No: WN-05007100


Description	Retail
 Stalk Stomper, Folding Frame, Individual unit Applications: Corn Head - Quasar Features: Compacts Cut Stalks to Protect Machine's Tires	\$885.00

**Stalk Stompers: Related Parts**

Order No: WN-01128600

Description	Retail
 Bracket LH Applications: Corn Head - Quasar Features: Stalk Stomper Mounting Bracket, LH Side	\$53.00

Order No: WN-01154500

Description	Retail
 Stalk Crusher Applications: Corn Head - Quasar Features: Skid, Bottom of Stalk Stomper	\$234.00

Order No: WN-01155000

Description	Retail
Compression Spring Applications: Corn Head - Quasar Features: Only Rigid Models, Stalk Stomper	\$71.50

Order No: WN-01155500

Description	Retail
Mounting Bracket Lower Applications: Corn Head - Quasar Features: Lower Mounting Bracket for Rigid Stalk Stompers	\$115.00

Order No: WN-01156000

Description	Retail
Mounting Bracket Upper Applications: Corn Head - Quasar Features: Upper Mounting Bracket for Rigid Stalk Stompers	\$78.00


Order No: WN-01156501

Description	Retail
Stalk Stomper Strut Applications: Corn Head - Quasar Features: Stalk Stomper, Spring Guide, Adjustment Rod	\$104.00


Order No: WN-01218700

Description	Retail
Support Rod Applications: Corn Head - Quasar Features: HS Series, Folding Stalk Stompers	\$54.00


Order No: WN-02446500-PKG

Description	Retail
 Washer, Stalk Stomper Support Rod Washer Applications: Corn Head - Quasar Features: M33 x 57mm x 8mm; Package of 2	\$5.00


Order No: WN-02447000-PKG

Description	Retail
 Washer, Stalk Stomper Support Rod Washer Applications: Corn Head - Quasar Features: M33 x 77mm x 8mm, Package of 2	\$4.00


Order No: WN-90405000

Description	Retail
 Stalk Stomper Bracket Applications: Corn Head - Quasar Features: Rigid Heads	\$193.00


Order No: WN-M1-90056-00

Description	Retail
 Middle Rod Applications: Corn Head - Quasar Features: Down Pressure Spring, Middle Connecting Rod, Folding Head	\$73.00

Order No: WN-M1-90060-00

Description	Retail
 Support Bracket Applications: Corn Head - Quasar Features: HS Series, Folding Stalk Stomper	\$47.25

Order No: WN-M1-90113


Description	Retail
 Support Bracket Applications: Corn Head - Quasar Features: HS Series, Folding Stalk Stomper	\$47.25

Capello®


**Corn Head: Frame**

**Stalk Stompers: Related Parts**


Order No: WN-M1-90113

Description	Retail
 Spacer Applications: Corn Head - Quasar Features: 35mmx54mmx12.5mm, 2014 Folding Stalk Stomper	\$25.25


Order No: WN-M1-90116

Description	Retail
 Seal Applications: Corn Head - Quasar Features: 2014 Folding Stalk Stomper	\$11.00


Order No: WN-M2-90012-00

Description	Retail
 End Bushing, Fold Stomper Applications: Corn Head - Quasar Features: Down Pressure Spring; Folding Stomper, End Bushing	\$165.75


Order No: WN-M2-90029

Description	Retail
 Cylinder Shaft Applications: Corn Head - Quasar Features: 2014 Folding Stalk Stomper	\$88.00


Order No: WN-M3-90005

Description	Retail
 Complete Shock Applications: Corn Head - Quasar Features: 2014 Folding Stalk Stomper	\$235.00


Order No: WN-PMF-000066

Description	Retail
 Locking Pin Applications: Corn Head - Quasar Features: Stalk Stomper Top Lock Pin	\$12.25

Order No: WN-PMF-000213

Description	Retail
 Hex Bolt Applications: Corn Head - Quasar Features: M14x90mm, HS Series, Stalk Stomper	\$10.25


Order No: WN-PMF-000331

Description	Retail
 Lock Nut Applications: Corn Head - Quasar Features: M30 1.5 Pitch, HS Series, Stalk Stomper	\$6.75


**Corn Head: Header/Row Unit Drive**

**Main Drive: Chains**


Order No: WN-01047000

Description	Retail
 Row Unit, Drive, Chain, Idler, Sprocket Applications: Corn Head - Quasar Features: ASA80	\$115.00


Order No: WN-01285200

Description	Retail
 Drive Sprocket Applications: Corn Head - Quasar Features: 1630 Folding Corn Head	\$482.25


Order No: WN-01286601

Description	Retail
 Double Drive Chain 80 Super Heavy Applications: Corn Head - Quasar Features: 1630 Folding Corn Head	\$676.50


Order No: WN-03202202

Description	Retail
 ASA 80HD Roller Chain Applications: Corn Head - Quasar Features: Chain, Roll of 5 meters	\$371.25

Order No: WN-03202300


Description	Retail
 Half Link ASA 80 Applications: Corn Head - Quasar Features: Double Chain Connecting Link	\$11.75

Order No: WN-PMT-000281


Description	Retail
 Connector Link, Double Drive 80HD Chain Applications: Corn Head - Quasar Features: 1630 Folding, Use with Part # WN-01286601	\$50.00

**Main Drive: Covers**


Order No: WN-01092600

Description	Retail
 Steel Ring Applications: Corn Head - Quasar Features: Old Style Inspection Cover	\$27.25


Order No: WN-01106000

Description	Retail
 Chain Cover - RH Front Half Applications: Corn Head - Quasar Features: 830 Folding	\$62.75


Order No: WN-01106100

Description	Retail
 Chain Cover - LH Front Half Applications: Corn Head - Quasar Features: 830 Folding	\$62.75


Order No: WN-01205300

Description	Retail
 Chain Cover, Main Drive RH Applications: Corn Head - Quasar Features: HS Series	\$398.00


Order No: WN-01205400

Description	Retail
 Chain Cover, Main Drive LH Applications: Corn Head - Quasar Features: HS Series	\$398.00


Order No: WN-01219300

Description	Retail
 End Cover Applications: Corn Head - Quasar	\$31.25


Order No: WN-01237700

Description	Retail
 Inspection Cover Applications: Corn Head - Quasar Features: Triangle Drive Cover RH, 630, 830, 1230, 1220, 1222WN-01202500	\$39.00


Order No: WN-01237900

Description	Retail
 Plate, Triangle Cover Seal Applications: Corn Head - Quasar Features: CNH, JD, AGOC, NH	\$108.00


Order No: WN-01246500

Description	Retail
 Inspection Cover Applications: Corn Head - Quasar Features: Triangle Drive Cover LH	\$41.00

Order No: WN-01281700

Description	Retail
 Support Plate - Drive Shaft Applications: Corn Head - Quasar Features: 1630 Folding Corn Head	\$84.50

Order No: WN-01284900

Description	Retail
 Bell Housing - 1630 Folding Applications: Corn Head - Quasar Features: 1630 Folding Corn Head	\$639.50


Order No: WN-01286700




**Corn Head: Header/Row Unit Drive**

**Main Drive: Covers**


Order No: WN-01286700

Description	Retail
 Drive Chain Cover RH Applications: Corn Head - Quasar Features: 1630 Folding Corn Head	\$382.50


Order No: WN-01286800

Description	Retail
 Drive Chain Cover LH Applications: Corn Head - Quasar Features: 1630 Folding Corn Head	\$382.50


Order No: WN-01287600

Description	Retail
 Drive Cover Seal Applications: Corn Head - Quasar Features: 1630 Folding Corn Head	\$67.00

Order No: WN-03407600

Description	Retail
 Inspection Plate Applications: Corn Head - Quasar Features: 2013 and Older, Side Cover	\$89.75


Order No: WN-03407900

Description	Retail
 Gasket Applications: Corn Head - Quasar Features: Drive Cover, Inspection Plate Gasket	\$30.25

Order No: WN-03420000-980

Description	Retail
Drive Chain Cover Seal Applications: Corn Head - Quasar Features: 980mm	\$26.25


Order No: WN-03486400

Description	Retail
 Lateral Triangle Drive Cover LH Applications: Corn Head - Quasar	\$625.00


Order No: WN-03486500

Description	Retail
 Lateral Triangle Drive Cover RH Applications: Corn Head - Quasar	\$625.00


Order No: WN-03490700

Description	Retail
 Seal, Triangle Drive Cover Applications: Corn Head - Quasar	\$85.00


Order No: WN-03490800

Description	Retail
 Inspection Cover Seal Applications: Corn Head - Quasar	\$69.00


Order No: WN-05104500KIT

Description	Retail
 Lateral Triangle Cover Kit-JD-CNH-IH Applications: Corn Head - Quasar Features: All Rigid Models Except CLAAS	\$1,360.00

Order No: WN-M1-30204


Description	Retail
 Cover Applications: Corn Head - Quasar Features: Chain Drive, Inspection Cover, Folding Heads	\$74.75

Order No: WN-PO-000241


Description	Retail
 Breather Cap 1/4" Applications: Corn Head - Quasar Features: Rigid Heads	\$8.50

**Main Drive: Related Parts**


Order No: WN-01189000

Description	Retail
 Lateral Gearbox Spacer Applications: Corn Head - Quasar Features: Outer Gearbox, Mount Spacer, 16 Row and Larger Heads	\$19.75


Order No: WN-01189400

Description	Retail
 Gearbox Main Support Applications: Corn Head - Quasar Features: John Deere Fitments Only	\$1,372.00


Order No: WN-01189500

Description	Retail
 Gearbox Support, Upper Applications: Corn Head - Quasar Features: John Deere Fitments Only	\$66.00


Order No: WN-01189600

Description	Retail
 Support, Lower Gearbox Applications: Corn Head - Quasar Features: John Deere Fitments Only	\$66.00


Order No: WN-01205100

Description	Retail
 Seal Ring/Outer Retaining Plate Applications: Corn Head - Quasar Features: Folding Heads, Main Drive Cover, Outer Seal Plate	\$55.75

Order No: WN-01205200

Description	Retail
 Seal Ring/Inner Seal Keeper Applications: Corn Head - Quasar Features: Main Header Drive, Folding Heads, Inner Seal Holder	\$94.00


Order No: WN-01205500

Description	Retail
 Support Plate Applications: Corn Head - Quasar Features: Main Drive for Folding Heads	\$21.00


Order No: WN-01211800

Description	Retail
End Cover - Lateral Gearbox Applications: Corn Head - Quasar Features: 16 and 18 row machines with lateral transmission	\$81.50


Order No: WN-01216200

Description	Retail
 Rock Guard, LH Applications: Corn Head - Quasar	\$79.00


Order No: WN-02102700

Description	Retail
 Hex Bolt Applications: Corn Head - Quasar Features: M12x25mm 1.75 Pitch	\$2.00


Order No: WN-02103200

Description	Retail
 Bearing PTO Row Unit Drive Applications: Corn Head - Quasar Features: Inner and Outer	\$56.00

Order No: WN-03202400

Description	Retail
 Connecting Link - ASA 80HD Applications: Corn Head - Quasar Features: Auger Drive	\$9.75

Order No: WN-03458500

Description	Retail
 Main Cover Gasket Applications: Corn Head - Quasar	\$67.50


**Corn Head: Header/Row Unit Drive**

**Main Drive: Related Parts**


**Order No: WN-03458500**

Features: Gasket, Main Drive Cover, Seal Retainer  
Gasket, Folding Head


**Order No: WN-03458600**

Description	Retail
 Rubber Ring Applications: Corn Head - Quasar Features: Gasket, Main Drive Cover, Retainer Gasket, Folding Heads	\$25.75

**Order No: WN-04422400**

Description	Retail
 Seal Applications: Corn Head - Quasar Features: M55x85x8	\$8.25

**Order No: WN-04451300**

Description	Retail
 Bearing Retainer Lateral Gearbox Applications: Corn Head - Quasar Features: 30"-38" Models	\$21.00


**Order No: WN-04530000**

Description	Retail
Lateral Gearbox Housing Applications: Corn Head - Quasar Features: 16 and 18 Row JD Only WN-04530700	\$1,154.00


**Order No: WN-04530100**

Description	Retail
Lateral gearbox housing Applications: Corn Head - Quasar Features: 16 and 18 Row Case and NH Only	\$1,308.00


**Order No: WN-04530700**

Description	Retail
 Shaft - Bottom Applications: Corn Head - Quasar Features: 16 and 18 Row, Lateral Gearbox	\$200.00


**Order No: WN-04530800**

Description	Retail
 Spline Gear - 29 Tooth Applications: Corn Head - Quasar Features: 16 and 18 Row, Lateral Gearbox	\$231.00


**Order No: WN-04530900**

Description	Retail
 Spline Gear - 32 Tooth Applications: Corn Head - Quasar Features: 16 and 18 Row, Lateral Gearbox Bottom Shaft	\$277.00


**Order No: WN-04531000**

Description	Retail
 Lateral Gearbox Sprocket 42 Tooth Applications: Corn Head - Quasar Features: Middle Shaft - Main Drive Gearbox	\$436.25


**Order No: WN-04531100**

Description	Retail
 Spline Gear - 30 Tooth Applications: Corn Head - Quasar Features: 16 and 18 Row, Lateral Gearbox	\$154.00

**Order No: WN-04531200**


Description	Retail
 Spline Gear - 29 Tooth Applications: Corn Head - Quasar Features: 16 and 18 Row, Lateral Gearbox Bottom Shaft	\$154.00

**Order No: WN-M1-30221**


Description	Retail
 Drive Pin Applications: Corn Head - Quasar	\$16.75

Features: Folding Corn Heads


**Order No: WN-M1-30230**

Description	Retail
 Bearing, Housing Applications: Corn Head - Quasar Features: PTO Drive Outer, Row Unit Drive Inner	\$91.25


**Order No: WN-M1-30231**

Description	Retail
 Bearing Housing Applications: Corn Head - Quasar Features: PTO Drive Inner, Row Unit Drive Outer	\$91.25


**Order No: WN-M1-30300**

Description	Retail
 Bearing Support Applications: Corn Head - Quasar Features: 1630 Folding Corn Head	\$148.50


**Order No: WN-PMF-000188**

Description	Retail
 Hex Bolt Applications: Corn Head - Quasar, Forage Head - Spartan, Sunflower Head - Helian. Features: M12x25mm 1.75 Pitch	\$2.00


**Order No: WN-PMF-000224**

Description	Retail
 End Cap, Lateral Gearbox Applications: Corn Head - Quasar, Forage Head - Spartan Features: Input Gearbox, 1620, 1622, 1820, 1822, Spartan Cutter bar Drive	\$4.75


**Order No: WN-PMF-000225**

Description	Retail
 Seal Applications: Corn Head - Quasar, Forage Head - Spartan Features: M35x80mmx10mm Viton, Lateral Gearbox, 1620, 1622, 1820, 1822, 1630	\$22.86


**Order No: WN-PMF-000226**

Description	Retail
 Seal M50X80mmX8mm Lip Type Applications: Corn Head - Quasar Features: Seal on Lateral Gearbox, 16 Row and Larger Heads	\$13.50


**Order No: WN-PMF-000228**

Description	Retail
 Seal Ring Applications: Corn Head - Quasar Features: Lip Type Seal Ring, Folding Heads	\$95.00


**Order No: WN-PMS-000048**

Description	Retail
 Bearing Applications: Corn Head - Quasar Features: NJ307, Input Gearbox, 1620, 1622, 1820, 1822, 1630	\$64.00

**Order No: WN-PMS-000049**

Description	Retail
 Bearing Applications: Corn Head - Quasar Features: 6307 2RS1, Input Gearbox, 1620, 1622, 1820, 1822, 1630	\$54.00

**Order No: WN-PMS-000050**


Description	Retail
 Bearing Applications: Corn Head - Quasar Features: 32010, Input Gearbox, 1620, 1622, 1820, 1822, 1630	\$92.00

**Order No: WN-PO-000050**


**Corn Head: Header/Row Unit Drive**

**Main Drive: Related Parts**


Order No: WN-PO-000050

	Description	Retail
	Breather Pipe Applications: Corn Head - Quasar Features: Input Gearbox, 1620, 1622, 1820, 1822, 1630	\$51.25

Order No: WN-PO-000051

	Description	Retail
	Sight Glass, 1622 1822 gearbox Applications: Corn Head - Quasar Features: Oil Level outer gear box, 1622 or 1822	\$38.75

Order No: WN-PO-000052


	Description	Retail
	Drain Plug - 1/2" Applications: Corn Head - Quasar, Forage Head - Spartan Features: Input Gearbox, Spartan Cutter bar Drive, 1620, 1622, 1820, 1822, 1630	\$7.25

**Main Drive: Sprockets**


Order No: WN-01021600

	Description	Retail
	Shaft Hub Main Drive Applications: Capello Corn Heads Features: Driven Hex Shaft Hub, For Driven Sprocket	\$298.00


Order No: WN-01029000

	Description	Retail
	Shaft Hub Main Drive Applications: Corn Head - Quasar Features: Drive, Use on Rigid Heads with Stationary PTO Drive Shaft,	\$230.00


Order No: WN-01044900

	Description	Retail
	Row Unit, Drive, Sprocket 26 Tooth Applications: Corn Head - Quasar Features: 26 Teeth, Drive	\$225.00


Order No: WN-01064400

	Description	Retail
	Row Unit, Drive, Sprocket 25 Tooth Applications: Corn Head - Quasar Features: Drive	\$225.00


Order No: WN-01064900-CS

	Description	Retail
	Sprocket, 26 Teeth, Counter Sunk Bolt Holes, ASA80 Applications: Corn Head - Quasar Features: Drive or Driven	\$225.00


Order No: WN-01066400-CS

	Description	Retail
	Sprocket, 23 Teeth, Counter Sunk Bolt Holes, ASA80 Applications: Corn Head - Quasar Features: Drive or Driven	\$225.00


Order No: WN-01118600

	Description	Retail
	Countersunk Sprocket 28 Tooth Applications: Corn Head - Quasar Features: Drive or Driven	\$225.00


Order No: WN-01118900

	Description	Retail
	Countersunk Sprocket 25 Tooth Applications: Corn Head - Quasar Features: Drive or Driven	\$225.00


Order No: WN-01119200

	Description	Retail
	Countersunk Sprocket 24 Tooth Applications: Corn Head - Quasar Features: Drive or Driven	\$225.00


Order No: WN-01119400

	Description	Retail
	Countersunk Sprocket 22 Tooth Applications: Corn Head - Quasar Features: Drive or Driven	\$225.00


Order No: WN-01150000

	Description	Retail
	Bracket Applications: Corn Head - Quasar Features: Bearing Support Bracket, Outer Chain Drive Sprocket 30"	\$50.75


Order No: WN-01150500

	Description	Retail
	Shaft Hub Main Drive Applications: Corn Head - Quasar Features: Use Rigid Heads w/Countersunk Driven Sprockets, Driven Hex Shaft	\$328.00


Order No: WN-01206000

	Description	Retail
	Sprocket 22 tooth/Modified for Folding Drive Cover Applications: Corn Head - Quasar Features: Driven Sprocket on Folding Corn Heads Only	\$110.00


Order No: WN-01206200

	Description	Retail
	Sprocket 24 tooth/Modified for Folding Drive Cover Applications: Corn Head - Quasar Features: Driven Sprocket on Folding Corn Heads Only	\$225.00


Order No: WN-01206300

	Description	Retail
	Sprocket 23 Tooth / Modified for Folding Drive Cover Applications: Corn Head - Quasar Features: Driven Sprocket on Folding Corn Heads Only	\$114.75


Order No: WN-01285300

	Description	Retail
	Driven Sprocket Applications: Corn Head - Quasar Features: 1630 Folding Corn Head	\$472.00


Order No: WN-01285400

	Description	Retail
	Double Idler Sprocket Applications: Corn Head - Quasar Features: 1630 Folding Corn Head	\$160.75


Order No: WN-M1-30241

	Description	Retail
	Sprocket 20 Tooth Applications: Corn Head - Quasar Features: Drive	\$225.00

Order No: WN-M1-30242

	Description	Retail
	Sprocket 22 Tooth Applications: Corn Head - Quasar Features: Drive	\$225.00

Order No: WN-M1-30243

	Description	Retail
	Sprocket 23 Tooth Applications: Corn Head - Quasar Features: Drive	\$225.00

Order No: WN-M1-30244


Capello®




**Corn Head: Header/Row Unit Drive**

**Main Drive: Sprockets**


Order No: WN-M1-30244

Description	Retail
 Sprocket 24 Tooth Applications: Corn Head - Quasar Features: Drive	\$225.00

Order No: WN-M1-30248


Description	Retail
 Sprocket 28 Tooth Applications: Corn Head - Quasar Features: Drive	\$225.00

Order No: WN-PMF-000367


Description	Retail
 Socket Head Bolt Applications: Corn Head - Quasar Features: 1630 Folding Corn Head	\$5.00

**Main Drive: Tensioners**


Order No: WN-01287700

Description	Retail
 Pivot Arm - Drive Chain Applications: Corn Head - Quasar Features: 1630 Folding Corn Head	\$101.75


Order No: WN-M1-30073

Description	Retail
 Lever Roller Pin Applications: Corn Head - Quasar Features: 1630 Folding Corn Head	\$31.00


Order No: WN-M2-30018

Description	Retail
 Pivot Lever Applications: Corn Head - Quasar Features: 1630 Folding Corn Head	\$111.50

Order No: WN-PMF-000073


Description	Retail
 Eyebolt Applications: Corn Head - Quasar Features: 1630 Folding Corn Head	\$5.75

Order No: WN-PMF-000127


Description	Retail
 Snap Ring Applications: Corn Head - Quasar Features: 1630 Folding Corn Head	\$2.25

**PTO: Related Parts**


Order No: WN-01026600

Description	Retail
 Bracket, Variable Position PTO Applications: Corn Head - Quasar Features: 830 Folding Heads Only	\$66.50


Order No: WN-01088000

Description	Retail
 Header Drive, PTO, Guard Bracket Applications: Corn Head - Quasar Features: 8 Row 30" Folders Only	\$24.75


Order No: WN-01189200

Description	Retail
 PTO Support, Intermediate Applications: Corn Head - Quasar Features: New Holland Fitments Only	\$1,027.00


Order No: WN-01219100

Description	Retail
 Access Cover Applications: Corn Head - Quasar Features: HS Series	\$7.50


Order No: WN-02202400

Description	Retail
 Bearing & Housing Applications: Corn Head - Quasar Features: L0620-15, Stationary Drive Shaft	\$173.00


Order No: WN-101-7006

Description	Retail
 PTO Knuckle Applications: Corn Head - Quasar Features: 540 6 Spline, 2600 Series	\$165.00


Order No: WN-101-7020

Description	Retail
 PTO Knuckle Applications: Corn Head - Quasar Features: Big 1000, 2600 Series	\$215.00


Order No: WN-101-7021

Description	Retail
 PTO Knuckle Applications: Corn Head - Quasar Features: Small 1000 21 Spline, 2600 Series	\$165.00


Order No: WN-101-7606

Description	Retail
 540 PTO Knuckle, 2400 Series Applications: CNH Combines	\$133.00


Order No: WN-101-7618

Description	Retail
 PTO Knuckle Applications: Corn Head - Quasar Features: 6 Hex End, 2400 Series	\$124.75


Order No: WN-101-7621

Description	Retail
 PTO Knuckle Applications: Corn Head - Quasar Features: 2400 Series, 21 Spline, small 1000	\$150.00


Order No: WN-101-7920

Description	Retail
 PTO Knuckle Applications: Corn Head - Quasar Features: Big 1000, 2500 Series	\$133.00


Order No: WN-200-7004

Description	Retail
 Cross and Bearing Kit Applications: Corn Head - Quasar Features: 2600 Series	\$140.00


Order No: WN-200-7676

Description	Retail
 Cross and Bearing Kit Applications: Corn Head - Quasar Features: 2400 Series	\$65.75


Order No: WN-200-7989

Description	Retail
 Cross and Bearing Kit Applications: Corn Head - Quasar Features: 2500 Series	\$65.75

Order No: WN-508-1080

Description	Retail
 Roll Pin Applications: Corn Head - Quasar Features: For 2400 Series Inboard PTO Yokes	\$4.25

Order No: WN-700-7648


Description	Retail
 Inboard PTO Yoke Applications: Corn Head - Quasar Features: Outer Shaft, 2400 Series, Lemon Profile Shaft	\$90.00

Order No: WN-PMS-000045


**Corn Head: Header/Row Unit Drive**

**PTO: Related Parts**

Order No: WN-PMS-000045

Description	Retail
 Roller Brg Support Applications: Corn Head - Quasar Features: Main Drive Shaft PTO Brg Support, Folding Heads	\$172.00

Order No: WN-PMS-00SS45

Description	Retail
 Set Screw Applications: Corn Head - Quasar Features: M8x1.0 Pitch by 8MM Long, for Bearing PMS-000045	\$5.00

**PTO: Shafts**

Order No: WN-0102200

Description	Retail
Drive, Use on Rigid Head without Stationary PTO Shaft Applications: Capello Corn Heads Features: Drive	\$303.00

Order No: WN-01069901

Description	Retail
Drive Shaft Applications: Corn Head - Quasar Features: Stationary Drive Shaft PTO	\$454.00

Order No: WN-01157100

Description	Retail
PTO Stub Shaft 20" or 22" Head Applications: Corn Head - Quasar Features: 12 Row and Larger, 20" & 22" Heads, Helianthus	\$175.00

Order No: WN-01195000

Description	Retail
 Main Drive Shaft Applications: Corn Head - Quasar Features: 2010/2011 Folding 1230 Heads	\$272.00


Order No: WN-01210500

Description	Retail
Stationary Drive Shaft - 1222 Applications: Corn Head - Quasar Features: Stationary PTO Drive Shaft	\$495.00


Order No: WN-01214000

Description	Retail
Main Drive Shaft Folding Head Applications: Corn Head - Quasar Features: Drive Shaft, Folding Heads, Main Drive	\$510.00

Order No: WN-01254600

Description	Retail
 Stationary PTO Shaft Applications: Corn Head - Quasar Features: 1238	\$835.00

Order No: WN-01281800

Description	Retail
 Drive Shaft Applications: Corn Head - Quasar Features: 1630 Folding Corn Head	\$681.50

Order No: WN-03130300

Description	Retail
Outer PTO Shaft 16 & 18 Row Applications: Corn Head - Quasar	\$551.00

Order No: WN-03463400

Description	Retail
Intermediate Gearbox RH John Deere Applications: Corn Head - Quasar Features: Intermediate Gearbox, RH Side 16 and 18 Row Heads, John Deer	\$3,976.00


Order No: WN-03463500

Description	Retail
Intermediate Gearbox LH John Deere Applications: Corn Head - Quasar Features: 16 and 18 Row Heads	\$3,976.00


Order No: WN-PTO-000013

Description	Retail
Header Drive PTO Shaft Applications: Corn Head - Quasar	\$780.00


Order No: WN-PTO-000023

Description	Retail
 PTO Shaft, Combine Drive, CNH Applications: Corn Head - Quasar Features: 2400 Series, 1230 Rigid/Folder, 1222, 836, 630, 7500 & 9400 Heli	\$740.00


Order No: WN-PTO-000024

Description	Retail
 PTO Shaft, Combine Drive, JD Applications: Corn Head - Quasar Features: 2400 Series, 1230 Rigid/Folder, 1222, 836, 630, 7500 & 9400 Heli	\$740.00


Order No: WN-PTO-000035

Description	Retail
 PTO Shaft, Combine Drive, CNH Applications: Corn Head - Quasar Features: 2400 Series, 830, 838, 1220, 1238	\$740.00


Order No: WN-PTO-000036

Description	Retail
 PTO Shaft, Combine Drive, JD Applications: Corn Head - Quasar Features: 2400 Series, 830, 838, 1220, 1238	\$900.00

Order No: WN-PTO-000037

Description	Retail
 PTO Shaft, Combine Drive, CNH Applications: Capello Features: 2400 Series, 830, 838, 1220	\$865.00


Order No: WN-PTO-000047

Description	Retail
 Header Drive PTO Shaft CNH Applications: Corn Head - Quasar Features: 2500 Series, 1620, 1622, 1820, 1822	\$900.00


Order No: WN-PTO-000049

Description	Retail
 Header Drive PTO Shaft JD Applications: Corn Head - Quasar Features: 2500 Series, 1622, 1820, 1822	\$900.00

Order No: WN-PTO-000052

Description	Retail
 PTO Shaft, Combine Drive, CNH Applications: 1620, Corn Head - Quasar Features: 2500 Series, 1620	\$900.00


Order No: WN-PTO-000053

Description	Retail
 PTO Shaft, Combine Drive, CNH Applications: 1820, 1822, 1622, Corn Head - Quasar Features: 2500 Series, 1622, 1820, 1822	\$900.00

Order No: WN-PTO-000054

Description	Retail
 Header Drive PTO Shaft JD Applications: Corn Head - Quasar Features: 2600 Series, 1630	\$1,600.00

Order No: WN-PTO-000076


Description	Retail
 PTO Shaft, Combine Drive, JD Applications: Corn Head - Quasar Features: 2500 Series, 1622, 1820, 1822	\$900.00

Capello®

**Corn Head: Header/Row Unit Drive**


**PTO: Shafts**

Order No: WN-PTO-000077


Description	Retail
 Header Drive PTO Shaft CNH Applications: Corn Head - Quasar Features: 2600 Series, 1630	\$1,500.00

**PTO: Shields**


Order No: WN-01066300

Description	Retail
 Protection Tube Applications: Corn Head - Quasar Features: Stationary Drive Shaft, PTO Guard	\$75.75


Order No: WN-01088600

Description	Retail
 Cover Cap Holder Applications: Corn Head - Quasar Features: PTO Cover Cap, Holder for PTO Stationary Shield	\$33.75


Order No: WN-01212300

Description	Retail
 Shield Applications: Corn Head - Quasar, 1222 Features: Stationary PTO Shaft	\$52.00


Order No: WN-01218200

Description	Retail
 Bracket Stationary Guard Applications: Corn Head - Quasar Features: HS Series	\$111.00

Order No: WN-01242500

Description	Retail
 Shield Support Applications: Corn Head - Quasar Features: Stationary Drive Shaft Safety Shielding, 1630 Rigid	\$38.25


Order No: WN-01254700

Description	Retail
 Shield - Stationary PTO Shaft Applications: Corn Head - Quasar Features: 1238	\$79.00

Order No: WN-02205800

Description	Retail
 Drive Shaft Guard Applications: Capello Corn Heads Features: Folding Series	\$43.25

Order No: WN-03213200

Description	Retail
 Chain Cover - RH Rear Half Applications: Corn Head - Quasar Features: 830 Folding	\$194.50

Order No: WN-03213300

Description	Retail
 Chain Cover - LH Rear Half Applications: Corn Head - Quasar Features: 830 Folding	\$194.50

Order No: WN-03404800


Description	Retail
 Shaft Collar Applications: Corn Head - Quasar Features: PTO Protective Shield Securing Clamp	\$38.00

Order No: WN-S1-30033


Description	Retail
 Stationary Shield, Support Plate Applications: Corn Head - Quasar Features: Supports Stationary PTO Shield	\$5.25

**Row Unit Drive: Couplers**


Order No: WN-01051001

Description	Retail
 Row Unit, Drive Shaft, Coupler Sprocket Applications: Corn Head - Quasar Features: Z12, ASA60	\$75.00


Order No: WN-01084700

Description	Retail
 Female Drive Coupler Applications: All Capello Corn Heads Features: Folding Corn Heads, Hex Shaft	\$353.50


Order No: WN-01284700

Description	Retail
 Center Joint Hub Applications: Corn Head - Quasar Features: 1630 Folding Corn Head	\$117.50


Order No: WN-01284800

Description	Retail
 Joint Hub Applications: Corn Head - Quasar Features: 1630 Folding Corn Head	\$232.00


Order No: WN-03223500

Description	Retail
 Idler Sprocket - Gathering Chain Applications: Corn Head - Quasar Features: 1220, 1620, 1820	\$119.00

Order No: WN-03400700

Description	Retail
 Connecting Link ASA 60, Double Chain Link Applications: Corn Head - Quasar Features: Chain Master Link	\$15.00


Order No: WN-03401000

Description	Retail
 Coupler Chain Applications: Corn Head - Quasar Features: Double Chain ASA60, Hex Shaft Coupler Chain	\$35.00


Order No: WN-03453500

Description	Retail
 Joint Cover Applications: Corn Head - Quasar Features: Hex Shaft, Chain Coupler, Joint Cover	\$25.00


Order No: WN-M1-30385

Description	Retail
 Female Drive Coupler Applications: Corn Head - Quasar Features: 1630 Folding Corn Head	\$194.75


Order No: WN-M1-30386

Description	Retail
 Joint Flange Applications: Corn Head - Quasar Features: 1630 Folding Corn Head	\$195.50


Order No: WN-M1-30388

Description	Retail
 Joint Pin Applications: Corn Head - Quasar Features: 1630 Folding Corn Head	\$13.50

Order No: WN-PMF-000526

Description	Retail
 Dowel Pin Applications: Corn Head - Quasar Features: 1630 Folding Corn Head	\$2.25

Order No: WN-PMT-000034

Description	Retail
 Keyway Applications: Corn Head - Quasar Features: M8x7mmx25mm, 1630 Folding Corn Head	\$4.00


Order No: WN-PMT-000231




**Corn Head: Header/Row Unit Drive**

**Row Unit Drive: Couplers**

Order No: WN-PMT-000231

 Description	Retail
Right Damper Applications: Corn Head - Quasar Features: 1630 Folding Corn Head	\$151.50

Order No: WN-PMT-000277


 Description	Retail
Left Damper Applications: Corn Head - Quasar Features: 1630 Folding Corn Head	\$146.50

**Row Unit Drive: Related Parts**


Order No: WN-01016100

Description	Retail
Lock Collar - Hex Drive Shaft Applications: Corn Head - Quasar Features: Hex Drive Shaft Lock Collar	\$16.25


Order No: WN-01016102

 Description	Retail
Lock Collar - Hex Drive Shaft Applications: Corn Head - Quasar Features: Hex Drive Shaft Lock Collar	\$16.25


Order No: WN-01030000

 Description	Retail
Bearing Housing Applications: Corn Head - Quasar Features: Hex Shaft Bearing Housing	\$91.25


Order No: WN-01030100

 Description	Retail
Bearing Housing Applications: Corn Head - Quasar Features: Hex Shaft Outer Bearing Housing	\$91.25


Order No: WN-01159600

 Description	Retail
Hex Washer Applications: Corn Head - Quasar Features: 20" & 22" Models, Row Unit Drive Spacer	\$3.11


Order No: WN-01205000

 Description	Retail
Bell Housing Folding Heads Only Applications: Corn Head - Quasar Features: Drive Bell, Folding Head Drive	\$460.00


Order No: WN-02203900

 Description	Retail
Seal Ring Applications: Corn Head - Quasar Features: M45X60mmX7mm	\$7.75


Order No: WN-02210300

 Description	Retail
Protective Disc Applications: All Capello Corn Heads Features: Hex Shaft Dust Cover	\$3.00


Order No: WN-03414800

 Description	Retail
Infinity Chain - 72 Pin - Row Unit Drive Applications: Corn Head - Quasar Features: CNH & John Deere Setup - Rigid Capello Corn Heads	\$345.00


Order No: WN-03414900

 Description	Retail
Infinity Chain - 70 Pin - Row Unit Drive Applications: Corn Head - Quasar Features: CIH Old Style Setup - Rigid Capello Corn Heads	\$345.00


Order No: WN-03419100

 Description	Retail
Infinity Chain - 74 Pin - Row Unit Drive Applications: Corn Head - Quasar Features: AGCO Setup - Rigid Capello Corn Heads	\$345.00


Order No: WN-03423900

 Description	Retail
Infinity Chain - 82 Pin - Row Unit Drive Applications: Corn Head - Quasar Features: 1230 Folding Capello Corn Heads	\$345.00


Order No: WN-03433500

 Description	Retail
Lateral Gearbox John Deere Applications: Corn Head - Quasar Features: Outer Gearbox 16 and 18 Row	\$3,760.00


Order No: WN-03435000

 Description	Retail
Lateral Gearbox Case New Holland Applications: Corn Head - Quasar Features: Outer Gearbox 16 and 18 Row	\$4,250.00


Order No: WN-03463900

 Description	Retail
Rubber Insert - Torque Absorber - Pack of 4 Applications: Corn Head - Quasar Features: Inserts for Torque Absorbers, Sold in Packs of 4 ea	\$9.50


Order No: WN-03464000

 Description	Retail
Torque Absorber Applications: Corn Head - Quasar Features: Complete Torque Absorber, Hex Drive Shaft	\$724.00

Order No: WN-M1-30391

 Description	Retail
Spring Applications: Corn Head - Quasar Features: 1630 Folding Corn Head	\$20.75

Order No: WN-PMF-000048

 Description	Retail
External Snap Ring Applications: Corn Head - Quasar Features: M45 x 1.75mm, Hex Shaft Retaining Clip	\$4.00

**Row Unit Drive: Shafts**

Order No: WN-01050001

Description	Retail
Hex Shaft 740mm Applications: Corn Head - Quasar Features: 740mm, For 30" Row Spacing	\$192.00

Order No: WN-01074701

Description	Retail
Hex Shaft 540mm Long Applications: Corn Head - Quasar Features: Hex Drive Shaft 540mm Long	\$142.00

Order No: WN-01074800

Description	Retail
Hex Shaft Applications: Corn Head - Quasar Features: 890mm, 36" Models	\$259.00

Order No: WN-01075100

Description	Retail
Hex Shaft 700mm Applications: Corn Head - Quasar Features: Hex Drive Shaft 700mm Long	\$122.00

Order No: WN-01079700

Description	Retail
Hex Shaft Applications: Corn Head - Quasar Features: 640mm Long, 22", 36" and 38" Heads	\$84.00

Capello®

**Corn Head: Header/Row Unit Drive**

**Row Unit Drive: Shafts**

Order No: WN-01079700

Order No: WN-01084500

Description	Retail
Driven Hex Stub Shaft Applications: Corn Head - Quasar Features: Stub Drive Shaft; Main Hex Shaft Drive, Folding Heads	\$274.00

Order No: WN-01174500

Description	Retail
Hex Shaft 200mm Applications: Corn Head - Quasar Features: 210mm, For 30" Row Spacing	\$54.75

Order No: WN-01174600

Description	Retail
Hex Shaft 810mm Applications: Corn Head - Quasar Features: 810mm, For 30" Row Spacing	\$210.00

Order No: WN-01174700

Description	Retail
Hex Shaft 650mm Applications: Capello Corn Heads Features: 650mm, For 30" Row Spacing	\$175.00

Order No: WN-01174800

Description	Retail
Hex Shaft 550mm Applications: Corn Head - Quasar Features: 550mm, For 30" Row Spacing	\$143.00

Order No: WN-01174900

Description	Retail
Hex Shaft Applications: Corn Head - Quasar Features: 500mm, 20" & 22" Models	\$94.50

Order No: WN-01175200

Description	Retail
Hex Shaft Applications: Corn Head - Quasar Features: 600mm, 830 Folding and Rigid	\$143.00

Order No: WN-01191700

Description	Retail
Shaft 350mm Long Applications: Corn Head - Quasar Features: Row Unit Drive Hex Shaft, 350mm Long	\$58.25

Order No: WN-01191800

Description	Retail
Deck Plate Shaft Applications: Corn Head - Quasar Features: 430mm w/ Hex end, 20" & 22" Models, Deck plate Rod	\$63.00

Order No: WN-01191900

Description	Retail
Deck Plate Shaft 150mm Long Applications: Corn Head - Quasar Features: Row Unit Hex Drive Shaft, 150mm Long	\$14.00


Order No: WN-01281400

Description	Retail
Bearing Support Applications: Corn Head - Quasar Features: 1630 Folding Corn Head	\$195.25


Order No: WN-01281600

Description	Retail
Driven Shaft Applications: Corn Head - Quasar Features: 1630 Folding Corn Head	\$175.25

Order No: WN-01285000

Description	Retail
 Hub-Drive Sprocket Applications: Corn Head - Quasar Features: 1630 Folding Corn Head	\$203.75

Order No: WN-01319100

Description	Retail
 Hex Shaft Applications: Corn Head - Quasar Features: 150mm, HS Series, Drive Shaft	\$38.00


Order No: WN-03406200

Description	Retail
Spring Applications: All Capello Corn Heads Features: HS Series, Female Coupler, Hexagonal Shaft	\$41.50


Order No: WN-03409000

Description	Retail
Thrust Washer Applications: All Capello Corn Heads Features: HS Series, Female Coupler, Hexagonal Shaft	\$40.00

Order No: WN-PMF-000359


Description	Retail
 Shaft Seal Applications: Corn Head - Quasar Features: 1630 Folding Corn Head	\$46.75

Order No: WN-PMS-000089


Description	Retail
 Bearing Applications: Corn Head - Quasar Features: 1630 Folding Corn Head	\$181.25

**Row Unit Drive: Slip Clutches**


Order No: WN-02201800

Description	Retail
 External Snap Ring Applications: Corn Head - Quasar Features: 50x2, Slip Clutch Retaining Ring	\$2.50


Order No: WN-03492000

Description	Retail
 Slip Clutch Complete - Radial Pin Applications: Corn Head - Quasar Features: 2016 & Newer Machines	\$582.00


Order No: WN-04510000

Description	Retail
 Bushing Applications: Corn Head - Quasar Features: Slip Clutch Bushing	\$31.50

Order No: WN-04511100

Description	Retail
 Splined Bushing Applications: Corn Head - Quasar Features: Slip Clutch, Clamping Piece	\$168.00

Order No: WN-04511401

Description	Retail
 Bushing Applications: Corn Head - Quasar Features: Slip Clutch, Hex Shaft Bushing	\$96.25

Order No: WN-04511500

Description	Retail
 Row Unit, Slip Clutch, Clutch Applications: Capello Corn Heads Features: Outer, Stationary	\$138.00

Order No: WN-04511600


Description	Retail
 Row Unit, Slip Clutch, Clutch Applications: Capello Corn Heads Features: Inner	\$129.00

Capello®


**Corn Head: Header/Row Unit Drive**

**Row Unit Drive: Slip Clutches**


Order No: WN-04511801-PKG

Description	Retail
 Slip Clutch Bushing Applications: Corn Head - Quasar Features: Package of 4	\$25.00


Order No: WN-04511903

Description	Retail
 Slip Clutch Complete Applications: Corn Head - Quasar	\$581.00

Order No: WN-04513601

Description	Retail
 Plate Applications: Corn Head - Quasar Features: Slip Clutch End Plate	\$19.50

Order No: WN-04513701

Description	Retail
 Clamp Flange Applications: Corn Head - Quasar Features: Slip Clutch, Main Frame, Holder	\$298.00

**Corn Head: Miscellaneous**

**Consumables: Common Nuts and Bolts**

Order No: WN-01018300-PKG

Description	Retail
Washer Applications: Corn Head - Quasar Features: M10.5x28mmx3mm, Package of 2	\$3.00

Order No: WN-01105900-PKG

Description	Retail
Countersunk Bolt Applications: Corn Head - Quasar Features: M16 x 20, Package of 3	\$16.00

Order No: WN-02003101-PKG

Description	Retail
Hex Nut Applications: Corn Head - Quasar Features: M6 1.0 Pitch, Package of 2	\$2.00

Order No: WN-02009900-PKG

Description	Retail
Washer Applications: Corn Head - Quasar Features: M12x40mmx4mm, Package of 2	\$4.00

Order No: WN-02100100-PKG

Description	Retail
Hex Nut Applications: Corn Head - Quasar Features: M10 1.50 Pitch, Package of 2	\$2.00

Order No: WN-02101000-PKG

Description	Retail
Hex Bolt Applications: Corn Head - Quasar Features: M8x16mm 1.25 Pitch, Package of 2	\$2.00

Order No: WN-02102300-PKG

Description	Retail
Hex Nut Applications: Corn Head - Quasar Features: M16 2.00 Pitch, Package of 2	\$3.00

Order No: WN-02102900-PKG

Description	Retail
Socket Head Bolt Applications: Corn Head - Quasar Features: M12x50 1.75 Pitch, Package of 3	\$6.00

Order No: WN-02104100-PKG


Description	Retail
Hex Bolt	\$2.00

Applications: Corn Head - Quasar  
Features: M14x50mm 2.0 Pitch, Package of 3

Order No: WN-02105300-PKG

Description	Retail
Hex Bolt Applications: Corn Head - Quasar Features: M12x30mmx4mm, Package of 2	\$8.00

Order No: WN-02106200

Description	Retail
 Hex Bolt Applications: Corn Head - Quasar Features: M10x70mm 1.50 Pitch	\$2.00

Order No: WN-02107800-PKG

Description	Retail
Washer Applications: Corn Head - Quasar Features: 13mm x 36mm x 3mm, Package of 2	\$2.00

Order No: WN-02108000

Description	Retail
 Hex Screw Applications: Capello Corn Heads Features: M10x65mm 1.5 Pitch	\$2.00

Order No: WN-02200200-PKG

Description	Retail
Hex Bolt Applications: Corn Head - Quasar Features: M14 X 40mm 2.0 Pitch, Package of 2	\$4.00

Order No: WN-02200500-PKG

Description	Retail
Serrated Flange Bolt Applications: Corn Head - Quasar Features: M12x35mm 1.75 Pitch, Package of 2	\$6.50

Order No: WN-02201300-PKG

Description	Retail
Washer Applications: Corn Head - Quasar Features: M20x40mmx5mm, Package of 3	\$4.00

Order No: WN-02201600-PKG

Description	Retail
Washer Applications: Corn Head - Quasar Features: M16x30mmx3mm, Package of 2	\$2.00

Order No: WN-02202500-PKG

Description	Retail
Serrated Flange Applications: Corn Head - Quasar Features: M10 1.5 Pitch, Package of 3	\$4.00

Order No: WN-02202600-PKG

Description	Retail
Serrated Flange Bolt Applications: Corn Head - Quasar Features: M8x20mm 1.25 Pitch, Pack of 3	\$5.00

Order No: WN-02202700-PKG

Description	Retail
Serrated Flange Bolt Applications: Corn Head - Quasar Features: M8x16mm 1.25 Pitch, Flange Tensilock Bolt, Package of 4	\$6.00

Order No: WN-02202800-PKG

Description	Retail
Hex Bolt Applications: Corn Head - Quasar Features: M10x80mm 1.5 Pitch, Package of 2	\$4.00

Order No: WN-02205200-PKG

Description	Retail
Hex Nut Applications: Corn Head - Quasar	\$2.00

Capello®



<b>Corn Head: Miscellaneous</b>	
<b>Consumables: Common Nuts and Bolts</b>	
<b>Order No: WN-02205200-PKG</b>	
Features: M6 1.0 Pitch, Pack of 2	
<b>Order No: WN-02206400-PKG</b>	
<b>Description</b>	<b>Retail</b>
Serrated Flange Nut	\$4.00
Applications: Corn Head - Quasar	
Features: M12 1.75 Pitch, Package of 3	
<b>Order No: WN-02206600-PKG</b>	
<b>Description</b>	<b>Retail</b>
Serrated Flange Bolt	\$5.00
Applications: Corn Head - Quasar	
Features: M10x25mm 1.5 Pitch, Package of 3	
<b>Order No: WN-02207400-PKG</b>	
<b>Description</b>	<b>Retail</b>
Hex Bolt	\$2.00
Applications: Corn Head - Quasar	
Features: M6x30mm 1.0 Pitch, Package of 2	
<b>Order No: WN-02207600-PKG</b>	
<b>Description</b>	<b>Retail</b>
Hex Bolt	\$5.00
Applications: Corn Head - Quasar	
Features: M6x20mm 1.0 Pitch, Package of 2	
<b>Order No: WN-02209200-PKG</b>	
<b>Description</b>	<b>Retail</b>
Washer	\$2.00
Applications: Corn Head - Quasar	
Features: M12x40mmx2.5mm, Package of 2	
<b>Order No: WN-02209900-PKG</b>	
<b>Description</b>	<b>Retail</b>
Serrated Flange Bolt	\$5.00
Applications: Corn Head - Quasar	
Features: M8x30, Pack of 5	
<b>Order No: WN-02211500-PKG</b>	
<b>Description</b>	<b>Retail</b>
Serrated Flange Bolt	\$3.00
Applications: Corn Head - Quasar	
Features: M8x25mm 1.25 Pitch, Package of 2	
<b>Order No: WN-02212300</b>	
<b>Description</b>	<b>Retail</b>
Countersunk Bolt	\$2.00
Applications: Capello Heads with 20" Row Spacing	
Features: Countersunk Bolt, 20" Capello Heads	
<b>Order No: WN-02213100-PKG</b>	
<b>Description</b>	<b>Retail</b>
Nylock Nut	\$3.00
Applications: Corn Head - Quasar	
Features: M8 1.25 Pitch, Package of 2	
<b>Order No: WN-02213600-PKG</b>	
<b>Description</b>	<b>Retail</b>
Countersunk Bolt	\$5.00
Applications: Corn Head - Quasar	
Features: M10x16mm 1.5 Pitch, For All Snouts, Countersunk, Package of 5	
<b>Order No: WN-02214600-PKG</b>	
<b>Description</b>	<b>Retail</b>
Button Socket Head Bolt	\$3.00
Applications: Corn Head - Quasar	
Features: M10 x 20mm 1.5 Pitch, Package of 2	
<b>Order No: WN-02214800-PKG</b>	
<b>Description</b>	<b>Retail</b>
Socket Head Bolt	\$9.00
Applications: Corn Head - Quasar	
Features: M6 x 50mm 1.0 Pitch, Pack of 2	

<b>Order No: WN-0221600-PKG</b>	
<b>Description</b>	<b>Retail</b>
Washer M16X30mmX3mm	\$2.00
Applications: Corn Head - Quasar	
Features: M16, Package of 2	
<b>Order No: WN-02216800-PKG</b>	
<b>Description</b>	<b>Retail</b>
Washer	\$2.00
Applications: Corn Head - Quasar	
Features: M8.6mmx39.8mmx4mm, Package of 2	
<b>Order No: WN-02217500-PKG</b>	
<b>Description</b>	<b>Retail</b>
Hex Bolt	\$5.00
Applications: Corn Head - Quasar	
Features: M12 x 35mm 1.75 Pitch, Package of 3	
<b>Order No: WN-02222500-PKG</b>	
<b>Description</b>	<b>Retail</b>
Hex Bolt	\$3.00
Applications: Corn Head - Quasar	
Features: M12x40mm 1.5 Pitch, Package of 2	
<b>Order No: WN-02237200-PKG</b>	
<b>Description</b>	<b>Retail</b>
Carriage Bolt	\$9.00
Applications: Corn Head - Quasar	
Features: M6 x 20mm 1.0 Pitch, Package of 2	
<b>Order No: WN-02240000-PKG</b>	
<b>Description</b>	<b>Retail</b>
Hex Bolt	\$3.00
Applications: Corn Head - Quasar	
Features: M8x60mm 1.25 Pitch, Package of 2	
<b>Order No: WN-02242500</b>	
<b>Description</b>	<b>Retail</b>
 Internal Snap Ring	\$2.00
Applications: Corn Head - Quasar	
Features: M29x1, 2mm	
<b>Order No: WN-02251000-PKG</b>	
<b>Description</b>	<b>Retail</b>
Hex Bolt	\$3.50
Applications: Corn Head - Quasar	
Features: M8x35mm 1.25 Pitch, Package of 2	
<b>Order No: WN-02262000-PKG</b>	
<b>Description</b>	<b>Retail</b>
Socket Head Countersunk Bolt	\$11.00
Applications: Corn Head - Quasar	
Features: M6x20mm 1.0 Pitch, Package of 2	
<b>Order No: WN-02263500-PKG</b>	
<b>Description</b>	<b>Retail</b>
Hex Bolt	\$4.00
Applications: Corn Head - Quasar	
Features: M8 x 12mm 1.25 Pitch, Package of 4	
<b>Order No: WN-02444000</b>	
<b>Description</b>	<b>Retail</b>
 External Snap Ring	\$14.75
Applications: Corn Head - Quasar	
Features: M50 x 3mm	
<b>Order No: WN-02446000-PKG</b>	
<b>Description</b>	<b>Retail</b>
Washer	\$5.00
Applications: Corn Head - Quasar	
Features: M10x26mmx3mm, Package of 2	
<b>Order No: WN-02446100-PKG</b>	
<b>Description</b>	<b>Retail</b>
Washer	\$5.00
Applications: Corn Head - Quasar	
Features: M10x28mmx2mm, Package of 2	
<b>Order No: WN-02448300-PKG</b>	

Capello®

**Corn Head: Miscellaneous**

**Consumables: Common Nuts and Bolts**

**Order No: WN-02448300-PKG**

Description	Retail
Carriage Bolt	\$43.00
Applications: Corn Head - Quasar	
Features: M14 x 85mm 2.0 Pitch, Package of 2	

**Order No: WN-02448500-PKG**

Description	Retail
Washer	\$2.00
Applications: Corn Head - Quasar	
Features: M12x36mmx3mm, Package of 2	

**Order No: WN-03219500**

Description	Retail
Chain Tightener Sprocket 15 Tooth	\$88.00
Applications: Corn Head - Quasar, Sunflower Head - Helian	
Features: Cross Auger Drive Chain, Sprocket Tensioner, 20"&22" Models	

**Order No: WN-04450600**

Description	Retail
Shim Washer	\$7.50
Applications: Corn Head - Quasar	
Features: M65.3x45.3mmx2.5mm	

**Order No: WN-04450900**

Description	Retail
Shim Washer	\$7.50
Applications: Corn Head - Quasar	
Features: M50.2x59.8x2.5mm	

**Order No: WN-04451200**

Description	Retail
Shim Washer	\$7.50
Applications: Corn Head - Quasar	
Features: M65.3x79.7x1mm	

**Order No: WN-04451500**

Description	Retail
Shim Washer	\$7.50
Applications: Corn Head - Quasar	
Features: M40.3x46.7x1mm	

**Order No: WN-04502700**

Description	Retail
Spacer	\$10.00
Applications: Corn Head - Quasar	
Features: M48x35.3mmx1	

**Order No: WN-04504000**

Description	Retail
External Snap Ring	\$13.75
Applications: Corn Head - Quasar	
Features: ID 76.5mm, All Row Units, Drop Box	

**Order No: WN-04505600**

Description	Retail
Shim Washer	\$2.00
Applications: Corn Head - Quasar	
Features: M25x35mmx1mm, All Row Units	

**Order No: WN-04506200-PKG**

Description	Retail
Hex Bolt	\$4.00
Applications: Corn Head - Quasar	
Features: M8x20mm 1.25 Pitch, Package of 2	

**Order No: WN-04530200**

Description	Retail
Spacer	\$3.25
Applications: Corn Head - Quasar	
Features: M35.3x48mmx1.5mm	

**Order No: WN-04530300**


Description	Retail
Spacer	\$3.25

Applications: Corn Head - Quasar  
Features: M35.3x40mmx2.5mm


**Order No: WN-M1-80124-PKG**

Description	Retail
Washer	\$7.00
Applications: Corn Head - Quasar	
Features: M12x30mmx2mm, Package of 2	


**Order No: WN-M1-80172**

Description	Retail
 Washer	\$1.00
Applications: Corn Head - Quasar	
Features: M22x28mmx1.5mm	

**Order No: WN-M1-80219**

Description	Retail
 Spacer	\$4.75
Applications: Corn Head - Quasar	
Features: M48x35.3mmX1, All Row Units	

**Order No: WN-PMF-000006**

Description	Retail
 Internal Snap Ring	\$5.00
Applications: Corn Head - Quasar	
Features: M47x1.75mm	

**Order No: WN-PMF-000011**

Description	Retail
External Snap Right	\$4.50
Applications: Corn Head - Quasar	
Features: M50 x 2mm	

**Order No: WN-PMF-000012-PKG**

Description	Retail
Serrated Flange Nut	\$3.00
Applications: Corn Head - Quasar	
Features: M10 1.5 Pitch, Package of 2	

**Order No: WN-PMF-000013-PKG**

Description	Retail
Hex Bolt	\$3.00
Applications: Corn Head - Quasar	
Features: M10x35mm 1.5 Pitch, Package of 2	

**Order No: WN-PMF-000015-PKG**

Description	Retail
Nylock Nut	\$7.00
Applications: Corn Head - Quasar, Sunflower Head - Helian.	
Features: M6 1.0 Pitch, Package of 2	

**Order No: WN-PMF-000016-PKG**

Description	Retail
Serrated Flange Nut	\$3.50
Applications: Corn Head - Quasar	
Features: M8 1.25 Pitch, Package of 2	

**Order No: WN-PMF-000017-PKG**

Description	Retail
Carriage Bolt	\$3.00
Applications: Corn Head - Quasar	
Features: M8 x 20mm 1.25 Pitch, Package of 2	

**Order No: WN-PMF-000021-PKG**

Description	Retail
Hex Bolt	\$14.00
Applications: Corn Head - Quasar	
Features: M14x35mm 2.0 Pitch, Package of 2	

**Order No: WN-PMF-000024-PKG**

Description	Retail
Nylock Nut	\$16.00
Applications: Corn Head - Quasar	
Features: M12 1.75 Pitch, Package of 5	

**Order No: WN-PMF-000029-PKG**

Description	Retail
Carriage Bolt	\$3.00
Applications: Corn Head - Quasar	

**Corn Head: Miscellaneous**

**Consumables: Common Nuts and Bolts**

**Order No: WN-PMF-000029-PKG**  
Features: M10 x 25mm 1.5 Pitch, Package of 2

**Order No: WN-PMF-000031-PKG**

Description	Retail
Nylock Nut	\$7.00
Applications: Corn Head - Quasar	
Features: M14 2.0 Pitch, Package of 2	

**Order No: WN-PMF-000037-PKG**

Description	Retail
Hex Bolt	\$4.00
Applications: Corn Head - Quasar	
Features: M12x50mm 1.75 Pitch, Package of 3	

**Order No: WN-PMF-000038-PKG**

Description	Retail
Carriage Bolt	\$19.00
Applications: Corn Head - Quasar	
Features: M12 x 60mm 1.75 Pitch, Package of 5	

**Order No: WN-PMF-000039-PKG**

Description	Retail
Hex Bolt	\$2.00
Applications: Corn Head - Quasar	
Features: M6 x 16mm 1.0 Pitch, Package of 2	

**Order No: WN-PMF-000044-PKG**

Description	Retail
Washer	\$2.00
Applications: Corn Head - Quasar	
Features: M10x30mmx3mm, Package of 2	

**Order No: WN-PMF-000045-PKG**

Description	Retail
Serrated Flange Bolt	\$7.00
Applications: Corn Head - Quasar	
Features: M12x20mm 1.75 Pitch, Package of 2	

**Order No: WN-PMF-000046-PKG**

Description	Retail
Socket Head Bolt	\$20.00
Applications: Corn Head - Quasar	
Features: M12x25mm 1.75 Pitch, 20" Row, Package of 2	

**Order No: WN-PMF-000050-PKG**

Description	Retail
Serrated Flange Bolt	\$11.00
Applications: Corn Head - Quasar	
Features: M12x45mm 1.75 Pitch, Package of 2	

**Order No: WN-PMF-000052**



Description	Retail
Nylock Nut	\$9.75
Applications: Corn Head - Quasar	
Features: M16	

**Order No: WN-PMF-000053-PKG**

Description	Retail
Serrated Flange Bolt	\$10.00
Applications: Corn Head - Quasar	
Features: M12x25mm 1.75 Pitch, Package of 2	

**Order No: WN-PMF-000058-PKG**

Description	Retail
E-Clip	\$6.00
Applications: Corn Head - Quasar	
Features: 24mm, Package of 2	

**Order No: WN-PMF-000062**

Description	Retail
Hex Bolt	\$6.25
Applications: Corn Head - Quasar, Forage Head - Spartan, Sunflower Head - Helian.	
Features: M14x60mm 2.0 Pitch	

**Order No: WN-PMF-000063**



Description	Retail
Hex Bolt	\$4.50
Applications: Corn Head - Quasar	
Features: M12x60mm 1.75 Pitch	

**Order No: WN-PMF-000064-PKG**

Description	Retail
Serrated Flange Bolt	\$4.00
Applications: Corn Head - Quasar	
Features: M10x20mm 1.5 Pitch, Package of 2	

**Order No: WN-PMF-000067**



Description	Retail
Hex Bolt	\$6.25
Applications: Corn Head - Quasar, Forage Head-Spartan, Sunflower Head-Helian.	
Features: M22x40mm 2.5 Pitch	

**Order No: WN-PMF-000068-PKG**

Description	Retail
Nylock Nut	\$3.00
Applications: Corn Head - Quasar	
Features: M10 1.5 Pitch, Package of 2	

**Order No: WN-PMF-000070-PKG**

Description	Retail
Hex Bolt	\$16.00
Applications: Corn Head - Quasar	
Features: M16x25mm 2.0 Pitch, Package of 3	

**Order No: WN-PMF-000071-PKG**

Description	Retail
Hex Bolt	\$4.75
Applications: Corn Head - Quasar	
Features: M10x60mm 1.5 Pitch, Package of 2	

**Order No: WN-PMF-000074-PKG**

Description	Retail
Washer	\$5.50
Applications: Corn Head - Quasar	
Features: M8x24mmx2mm, Package of 5	

**Order No: WN-PMF-000078-PKG**

Description	Retail
Socket Head Bolt	\$4.00
Applications: Corn Head - Quasar	
Features: M12x30mm 1.75 Pitch, Package of 2	

**Order No: WN-PMF-000086**



Description	Retail
External Snap Ring	\$15.00
Applications: Corn Head - Quasar	
Features: M85x3mm, Auger Gearbox Internal Snap Ring	

**Order No: WN-PMF-000105-PKG**

Description	Retail
Washer	\$3.00
Applications: Corn Head - Quasar	
Features: M10x20mmx2mm, Package of 2	

**Order No: WN-PMF-000123**



Description	Retail
External Snap Ring	\$3.75
Applications: Corn Head - Quasar	
Features: M40x2.5mm, Lateral Gearbox Internal Snap Ring	

**Order No: WN-PMF-000124**



Description	Retail
Internal Snap Ring	\$16.00
Applications: Corn Head - Quasar	
Features: M90x3mm, 30", 36" and 38" Models	

**Order No: WN-PMF-00013**

Description	Retail
Hex Bolt	\$2.00
Applications: Corn Head - Quasar	
Features: M14x90mm 2.0 Pitch	



**Corn Head: Miscellaneous**

**Consumables: Common Nuts and Bolts**

**Order No: WN-PMF-000132-PKG**

Description	Retail
Hex Bolt	\$7.00
Applications: Corn Head - Quasar	
Features: M10x30mm 1.5 Pitch, Package of 5	

**Order No: WN-PMF-000133-PKG**

Description	Retail
Hex Bolt	\$4.00
Applications: Corn Head - Quasar	
Features: M12 x 30mm 1.75 Pitch, Package of 2	

**Order No: WN-PMF-000134-PKG**

Description	Retail
Hex Bolt	\$2.00
Applications: Corn Head - Quasar	
Features: M10x20mm 1.5 Pitch, Package of 2	

**Order No: WN-PMF-000135**

Description	Retail
Countersunk Bolt	\$2.00
Applications: Corn Head - Quasar	
Features: M10 x 20mm 1.5 Pitch	

**Order No: WN-PMF-000140**

Description	Retail
Socket Head Bolt	\$2.00
Applications: Corn Head - Quasar	
Features: M8x20mm 1.25 Pitch	

**Order No: WN-PMF-000152**



Description	Retail
Internal Snap Ring	\$18.00
Applications: Corn Head - Quasar	
Features: M80x4mm	

**Order No: WN-PMF-000153**

Description	Retail
Internal Snap Ring	\$4.75
Applications: Corn Head - Quasar	
Features: M120x4mm	

**Order No: WN-PMF-000154**



Description	Retail
External Snap Ring	\$16.15
Applications: Corn Head - Quasar	
Features: M65x2.5mm, Auger Gearbox Internal Snap Ring	

**Order No: WN-PMF-000155-PKG**

Description	Retail
Socket Head Bolt	\$14.00
Applications: Corn Head - Quasar	
Features: M12x80mm 1.75 Pitch, 22" Row, Package of 2	

**Order No: WN-PMF-000169-PKG**

Description	Retail
Countersunk Bolt M8X16mm 1.25 Pitch	\$3.00
Applications: Corn Head - Quasar	
Features: Package of 2	

**Order No: WN-PMF-000177**



Description	Retail
Hex Nut	\$2.00
Applications: Corn Head - Quasar	
Features: M14, 2.00 Pitch	

**Order No: WN-PMF-000180**



Description	Retail
Lock Nut	\$2.00
Applications: Corn Head Quasar, Forage Head - Spartan	
Features: M20	

**Order No: WN-PMF-000184-PKG**

Description	Retail
Socket Head Bolt	\$4.00
Applications: Corn Head - Quasar	
Features: M12x35mm 1.75 Pitch, Package of 2	

**Order No: WN-PMF-000185-PKG**

Description	Retail
Hex Bolt	\$5.00
Applications: Corn Head - Quasar	
Features: M10 x 110mm 1.5 Pitch, Package of 2	

**Order No: WN-PMF-000186-PKG**

Description	Retail
Hex Bolt	\$4.00
Applications: Corn Head - Quasar	
Features: M10x25mm 1.5 Pitch, Package of 2	

**Order No: WN-PMF-000190**

Description	Retail
Countersunk Bolt	\$3.00
Applications: Corn Head - Quasar	
Features: M12 x 45mm 1.75 Pitch	

**Order No: WN-PMF-000212**

Description	Retail
Hex Bolt	\$8.74
Applications: Corn Head - Quasar	
Features: M14x110 2.0 Pitch	

**Order No: WN-PMF-000216-PKG**

Description	Retail
Carriage Bolt	\$6.00
Applications: Corn Head - Quasar	
Features: M8 x 25mm 1.25 Pitch, Package of 5	

**Order No: WN-PMF-000253-PKG**

Description	Retail
Carriage Bolt	\$2.00
Applications: Corn Head - Quasar	
Features: M12 x 30mm 1.75 Pitch, Package of 2	

**Order No: WN-PMF-000256**

Description	Retail
Washer	\$6.25
Applications: Corn Head - Quasar, Forage Head - Spartan	
Features: M14x28mmx2.5mm, Lateral Gearbox, 1620, 1622, 1822, 1630	

**Order No: WN-PMF-000267-PKG**

Description	Retail
Hex Nut	\$6.00
Applications: Corn Head - Quasar	
Features: M12 1.75 Pitch, Package of 4	

**Order No: WN-PMF-000312-PKG**

Description	Retail
Countersunk Bolt	\$3.00
Applications: Corn Head - Quasar	
Features: M12 x 60mm 1.75 Pitch, Package of 2	

**Order No: WN-PMF-000334-PKG**

Description	Retail
Carriage Bolt	\$3.00
Applications: Corn Head - Quasar	
Features: M10 x 20mm 1.5 Pitch, Package of 2	

**Order No: WN-PMF-000365-PKG**

Description	Retail
Hex Bolt	\$17.00
Applications: Corn Head - Quasar	
Features: M12x90mm 1.75 Pitch, Package of 2	

**Order No: WN-PMF-000371**

Description	Retail
Socket Head Bolt	\$9.00
Applications: Corn Head - Quasar	
Features: M10x120mm 1.5 Pitch, HS Series, Hinge	

Capelli®

**Corn Head: Miscellaneous**

**Consumables: Common Nuts and Bolts**

Order No: WN-PMF-000371

Hinge Pin

Order No: WN-PMF-000372



**Description** **Retail**  
Hex Bolt \$2.25  
Applications: Corn Head - Quasar  
Features: M12x45mmx1.75mm, 1630 Folding Corn Head

Order No: WN-PMF-000380



**Description** **Retail**  
Hex Nut \$7.75  
Applications: Corn Head - Quasar  
Features: M20x1.5, Securing

Order No: WN-PMF-000391-PKG

**Description** **Retail**  
Tooth Washer \$4.00  
Applications: Corn Head - Quasar  
Features: M10x18 External Tooth Washer, Package of 5

Order No: WN-PMF-000404



**Description** **Retail**  
Hex Bolt \$2.50  
Applications: Corn Head - Quasar  
Features: M10x100mm 1.5 Pitch

Order No: WN-PMF-000409



**Description** **Retail**  
Hex Bolt \$2.00  
Applications: Corn Head - Quasar  
Features: M10x45mm 1.5 Pitch

Order No: WN-PMF-000421-PKG

**Description** **Retail**  
Hex Nut \$3.00  
Applications: Corn Head - Quasar  
Features: M12 1.75 Pitch, Package of 2, Folding Bonnet Hyd Lock Nut

Order No: WN-PMF-000444-PKG

**Description** **Retail**  
Countersunk Bolt \$3.00  
Applications: Corn Head - Quasar  
Features: M12 x 25mm 1.75 Pitch, Package of 2

Order No: WN-PMF-000474

**Description** **Retail**  
Countersunk Bolt \$4.25  
Applications: Corn Head - Quasar  
Features: M12 x 20mm 1.75 Pitch

Order No: WN-PMF-000476-PKG

**Description** **Retail**  
Hex Bolt \$12.00  
Applications: Corn Head - Quasar  
Features: M14x140mm 2.0 Pitch, Package of 2

Order No: WN-PMF-000517-PKG

**Description** **Retail**  
Carriage Bolt \$6.00  
Applications: Corn Head - Quasar  
Features: M10 x 60mm 1.50 Pitch, Package of 2

Order No: WN-PMF-000527



**Description** **Retail**  
Hex Bolt \$2.25  
Applications: Corn Head - Quasar  
Features: M12x55mm 1.75 Pitch, 1630 Folding Corn Head

Order No: WN-PMF-000599



**Description** **Retail**  
Hex Bolt \$2.00  
Applications: Corn Head - Quasar

Features: 1630 Folding Corn Head

**Corn Head: Row Unit**

**Complete Row Unit: Assemblies; Complete**

Order No: WN-03431001

**Description** **Retail**  
Lateral Gearbox \$2,891.00  
Applications: Corn Head - Quasar

Order No: WN-03484600



**Description** **Retail**  
Complete Row Unit Gearbox - Non Chopping \$3,500.00  
Applications: Corn Head - Quasar  
Features: Complete Row Unit Gearbox only, Non-Chopping

Order No: WN-03484700



**Description** **Retail**  
Complete Row Unit Gearbox - Chopping \$4,500.00  
Applications: Corn Head - Quasar  
Features: Complete Row Unit Gearbox only, Chopping

Order No: WN-04510600



**Description** **Retail**  
Complete Lower Gearbox- Drop Box \$815.00  
Applications: Corn Head - Quasar  
Features: Back Part of Complete Row Unit Gearbox, Drop Box

Order No: WN-05006500



**Description** **Retail**  
Sunflower Kit Complete - per row \$990.00  
Applications: Corn Head - Quasar  
Features: For One Row

**Deck Plates: Deck Plates**

Order No: WN-01018402



**Description** **Retail**  
Deck Plate - RH \$89.75  
Applications: Corn Head - Quasar

Order No: WN-01018502



**Description** **Retail**  
Deck Plate - LH \$82.25  
Applications: Corn Head - Quasar

Order No: WN-01026200-PKG



**Description** **Retail**  
Spacer \$13.00  
Applications: Corn Head - Quasar  
Features: 13mmx35mmx6.5mm, Deck Plate Spacer on Row Unit, Package of 4

Order No: WN-01262300



**Description** **Retail**  
Deck Plate RH \$145.50  
Applications: Corn Head - Quasar  
Features: Model Year 2014 & Up


Order No: WN-01262400



**Description** **Retail**  
Deck Plate LH \$145.50  
Applications: Corn Head - Quasar  
Features: Model Year 2014 & Up


**Deck Plates: Hydraulics**

Order No: WN-01044700



**Description** **Retail**  
Hydraulic Cylinder - Deck Plates \$498.00  
Applications: Corn Head - Quasar  
Features: Row Unit Deck Plate, 30", 36" and 38" Models

Order No: WN-02102400




**Description** **Retail**  
Washer \$2.00  
Applications: Corn Head - Quasar  
Features: M12x26mmx2mm

**Corn Head: Row Unit**


**Deck Plates: Hydraulics**

Order No: WN-02102400


Order No: WN-021B10L

	Description	Retail
	90 Degree Bulkhead Adapter Applications: Corn Head - Quasar Features: Metric Bulkhead Adapter, Deck Plate Cylinder Hoses	\$38.00


Order No: WN-02240600

	Description	Retail
	Back Up Ring Applications: Corn Head - Quasar Features: Hydraulic Fitting Seal	\$2.00


Order No: WN-02253500

	Description	Retail
	90 Degree Hydraulic Fitting Applications: Corn Head - Quasar Features: Hydraulic 90 Degree Fitting, Deck Plate Adjust Cylinder	\$8.50


Order No: WN-03218000

	Description	Retail
	Hydraulic Hose Applications: Corn Head - Quasar Features: Deck plate Adjustment, 838, 1238	\$82.00


Order No: WN-03218500

	Description	Retail
	Hydraulic Hose Applications: Corn Head - Quasar Features: Deck plate Adjustment, 830, 1230, 836, 1236, 838, 1238WN-01203300	\$61.75


Order No: WN-03463700

	Description	Retail
	Hydraulic Deck Plate Cylinder 20"/22" Applications: Corn Head - Quasar Features: 2011 Model Only	\$885.50


Order No: WN-03463800

	Description	Retail
	Hydraulic Cylinder Applications: Corn Head - Quasar Features: Deck Plate Adjust Cylinder, 20/22" Heads, 2012 and Up	\$685.00

Order No: WN-03468000


	Description	Retail
	Hydraulic Hose - Deck Plate Cylinder - 20"/22" Applications: Corn Head - Quasar Features: Deck Plate Adjust Cylinder Hose, 20/22" Heads 2012 and Up	\$66.00

Order No: WN-M3-70005


	Description	Retail
	Hydraulic Cylinder Applications: Corn Head - Quasar Features: Deck Plate Adjust Cylinder, Folding Heads	\$886.00

**Deck Plates: Linkage**


Order No: WN-01017800

	Description	Retail
	Compression Spring Bushing Applications: Corn Head - Quasar Features: HS Series, Deck Plate Linkage	\$9.75


Order No: WN-01043700

	Description	Retail
	Deck Plate Shaft Applications: Corn Head - Quasar Features: Old Style 660mm, 30" Folding Heads Only	\$64.00


Order No: WN-01043701

	Description	Retail
	Deck Plate Shaft Applications: Corn Head - Quasar Features: threaded/660mm, 30" folding heads only	\$72.00


Order No: WN-01086500

	Description	Retail
	Deck Plate Shaft Applications: Corn Head - Quasar Features: 100mm Shaft	\$10.50


Order No: WN-01091100

	Description	Retail
	Deck Plate Shaft Applications: Corn Head - Quasar Features: 700mm Long, 36", 38" and Folding Models	\$68.00


Order No: WN-01176100

	Description	Retail
	Deck Plate Shaft Applications: Corn Head - Quasar Features: 250mm, Deck plate Rod, 636, 836, 1236WN-01201700	\$60.00


Order No: WN-01176200

	Description	Retail
	Deck Plate Shaft Applications: Corn Head - Quasar Features: 300mm, Deck plate Rod, 638, 838, 1238WN-01211900	\$72.00


Order No: WN-01210100

	Description	Retail
	Deck Plate Linkage Pin 20"/22" Applications: Corn Head - Quasar Features: Linkage Pin, 20"/22", Hyd Deck Plate Cylinder Linkage	\$72.00


Order No: WN-01210200

	Description	Retail
	Deck Plate Cam Lever - 20"/22" Applications: Corn Head - Quasar Features: Linkage Lever, 20"/22", Hyd Deck Plate Cylinder Linkage	\$54.50


Order No: WN-01210300

	Description	Retail
	Deck Plate Cam Hex Joint - 20"/22" Applications: Corn Head - Quasar Features: Deck Plate Adjust Joint, 20/22" Heads	\$66.00


Order No: WN-01219600

	Description	Retail
	Deck Plate Shaft Applications: Corn Head - Quasar Features: 600mm w/ Hex end	\$64.00


Order No: WN-01219700

	Description	Retail
	Deck Plate Shaft Applications: Corn Head - Quasar Features: 700mm w/ Hex end	\$64.00

Order No: WN-01225700

	Description	Retail
	Cable Bracket Applications: Corn Head - Quasar Features: 30" Hydraulic Deck plate	\$81.00

Order No: WN-01233000














	Description	Retail
	Deck Plate Shaft Applications: Corn Head - Quasar Features: Old Style 784mm, 30" folding heads only	\$68.00

Order No: WN-01233001

Capelli®



<b>Corn Head: Row Unit</b>	
<b>Deck Plates: Linkage</b>	
Order No: WN-01233001	
	<b>Description</b> Deck Plate Shaft Applications: Corn Head - Quasar Features: 784mm, 30" folding heads only
	<b>Retail</b> \$51.00
Order No: WN-01248000	
	<b>Description</b> Washer Applications: Corn Head - Quasar Features: M31 x 40mm x 3mm
	<b>Retail</b> \$2.75
Order No: WN-01289501	
	<b>Description</b> Center Rod Applications: Corn Head - Quasar Features: 1222, 1622, 1822, 630, 830, 1230
	<b>Retail</b> \$124.75
Order No: WN-01289600	
	<b>Description</b> Hex Connection Applications: Corn Head - Quasar Features: New Style, Threaded
	<b>Retail</b> \$31.25
Order No: WN-01289801	
	<b>Description</b> Center Rod Applications: Corn Head - Quasar Features: 1220, 1620, 1820
	<b>Retail</b> \$60.00
Order No: WN-01290000	
	<b>Description</b> Hex Connection, Pivot Pin Applications: Corn Head Quasar Features: New Style, Threaded Center Hex Connection
	<b>Retail</b> \$72.75
Order No: WN-01294301	
	<b>Description</b> Deck Plate Shaft Applications: Corn Head - Quasar Features: threaded 639mm, 30" folding head only
	<b>Retail</b> \$122.00
Order No: WN-01294401	
	<b>Description</b> Deck Plate Shaft LH & RH Applications: Corn Head - Quasar Features: 20" & 22" Models
	<b>Retail</b> \$122.25
Order No: WN-01318201	
	<b>Description</b> Deck Plate Shaft Applications: Corn Head - Quasar Features: Threaded 664mm, 30" folding heads only
	<b>Retail</b> \$111.00
Order No: WN-01320400	
	<b>Description</b> Deck Plate Shaft - Main double-threaded Applications: Corn Head - Quasar Features: Deck Plate Rod, 1220, 122, 1620, 1622, 1820, 1822
	<b>Retail</b> \$76.25
Order No: WN-01355600	
	<b>Description</b> Deck Plate Shaft Applications: Corn Head - Quasar Features: M16 threaded rod, 30" Folding heads only
	<b>Retail</b> \$121.00
Order No: WN-02105200	
	<b>Description</b> Washer Applications: Corn Head - Quasar Features: M10 x 40mm x 4mm
	<b>Retail</b> \$10.50
Order No: WN-03402300	

	<b>Description</b> Deck Plate Indicator Cable Applications: Corn Head - Quasar	<b>Retail</b> \$40.50
Order No: WN-03423000		
	<b>Description</b> Deck Plate Adjustment Rod Applications: Corn Head - Quasar Features: Capello Row Units	<b>Retail</b> \$103.00
Order No: WN-90401000		
	<b>Description</b> 20/22 Inch Hydraulic Deck Plate Hose Applications: Corn Head - Quasar Features: CNH Rigid Heads, From single point to 90 Degree Elbow	<b>Retail</b> \$55.00
Order No: WN-M1-30222		
	<b>Description</b> Deck Plate Shaft Hex Connection Applications: Corn Head - Quasar Features: Deck Plate Adjustment Rod Connection	<b>Retail</b> \$16.25
Order No: WN-M1-80135		
	<b>Description</b> Sleeve Adjuster - Deck Plate Linkage Applications: Corn Head - Quasar Features: Adjustment Sleeve for Deck Plate Spacing	<b>Retail</b> \$11.75
Order No: WN-PMF-000028		
	<b>Description</b> Set Screw Applications: Corn Head - Quasar Features: M10x20mm 1.5 Pitch, Deck Plate Adjustment Linkage Set Screw	<b>Retail</b> \$2.00
Order No: WN-PMF-000373		
	<b>Description</b> Hex Bolt Applications: Corn Head - Quasar Features: M12x37mm 1.75 Pitch, Deck Plate Arm	<b>Retail</b> \$13.25
<b>Deck Plates: Related Parts</b>		
Order No: WN-01018001		
	<b>Description</b> Deck Plate Shaft Support Bracket Applications: Corn Head - Quasar Features: Bracket on Capello Corn Heads	<b>Retail</b> \$67.00
Order No: WN-01066800		
	<b>Description</b> Spacer, Tension Block Applications: Corn Head - Quasar Features: Row Unit	<b>Retail</b> \$11.50
Order No: WN-01084200		
	<b>Description</b> Hinge Applications: Corn Head - Quasar Features: Pivot Hinge, Deck Plate Adjustment, Folding Heads	<b>Retail</b> \$54.34
Order No: WN-01107901		
	<b>Description</b> Bracket LH- Deck plate Shaft Applications: Corn Head - Quasar Features: Folding Heads Only	<b>Retail</b> \$213.00
Order No: WN-01111800		
	<b>Description</b> Deck Plate Adjustment Rod Applications: Corn Head - Quasar Features: HS Series, 830 Folding	<b>Retail</b> \$42.25
Order No: WN-01119000		
	<b>Description</b> Deck Plate Adjustment Bracket Applications: Corn Head - Quasar	<b>Retail</b> \$42.50

Capello®


**Corn Head: Row Unit**

**Deck Plates: Related Parts**


Order No: WN-01119000

Features: Cylinder Bracket, Folding Heads


Order No: WN-01125000

	<b>Description</b> Pivot Bracket Applications: Corn Head - Quasar Features: Deck Plate Adjusting Pivot Bracket, Folding Corn Heads	<b>Retail</b> \$62.75
--	---	--------------------------


Order No: WN-01190700

	<b>Description</b> Bracket Deck Plate Indicator Cable 20"22" Applications: Corn Head - Quasar Features: Deck Plate Indicator Cable Bracket	<b>Retail</b> \$34.50
--	---	--------------------------


Order No: WN-01190800

	<b>Description</b> Guard, Hydraulic Cylinder Applications: Capello Corn Heads Features: Protect Hydraulic Deck Plate Cylinder	<b>Retail</b> \$69.75
--	--	--------------------------


Order No: WN-01197000

	<b>Description</b> Support Bracket RH Applications: Corn Head - Quasar Features: HS Series, Deck Plate	<b>Retail</b> \$31.00
--	---	--------------------------


Order No: WN-01197100

	<b>Description</b> Support Bracket, LH Applications: Corn Head - Quasar Features: HS Series, Deck Plate	<b>Retail</b> \$31.00
--	--	--------------------------


Order No: WN-01210000

	<b>Description</b> H-Bracket Hydraulic Deck plate Cylinder Pivot Applications: Corn Head - Quasar Features: Hydraulic Deck Plate Cylinder Pivot Bracket, 20"22" Heads	<b>Retail</b> \$119.50
--	--	---------------------------


Order No: WN-01210400

	<b>Description</b> Deck Plate Adjustment Cylinder Shield Applications: Corn Head - Quasar Features: Deck Plate Adjust Cylinder Shield, 20/22" Heads	<b>Retail</b> \$107.00
--	--	---------------------------


Order No: WN-01236600

	<b>Description</b> Eyebolt Applications: Corn Head - Quasar Features: Deck plate Cylinder End, 1220, 1222	<b>Retail</b> \$50.00
--	--	--------------------------


Order No: WN-03200805

	<b>Description</b> Compression Spring Applications: Corn Head - Quasar Features: HS Series	<b>Retail</b> \$42.25
--	---	--------------------------


Order No: WN-PMF-000396

	<b>Description</b> Adjusting Bolt Applications: Corn Head - Quasar Features: Deck Plate Indicator	<b>Retail</b> \$29.25
--	--	--------------------------

Order No: WN-PMF-000397


	<b>Description</b> Cable Lock Applications: Corn Head - Quasar	<b>Retail</b> \$10.00
--	--	--------------------------

Order No: WN-PMF-000502


	<b>Description</b> External Snap Ring Applications: Corn Head - Quasar Features: M15 x 1mm, Pin Retaining Clip	<b>Retail</b> \$2.75
--	---	-------------------------

**Frame: Frame Parts**


Order No: WN-01029300

	<b>Description</b> Stalk Roller, Bearing Support, Guard Applications: Capello Corn Heads Features: Right Hand	<b>Retail</b> \$34.75
---	--	--------------------------


Order No: WN-01029400

	<b>Description</b> Stalk Roller, Bearing Support, Guard Applications: Capello Corn Heads Features: Left Hand	<b>Retail</b> \$34.75
---	---	--------------------------


Order No: WN-03422500

	<b>Description</b> Row Unit Side Frame RH Applications: Corn Head - Quasar Features: Complete Row Unit Assembly, RH Side Frame	<b>Retail</b> \$342.00
---	---	---------------------------


Order No: WN-03422600

	<b>Description</b> Complete Row Unit Frame LH Applications: Corn Head - Quasar Features: Includes Adjustment Arm & Shield	<b>Retail</b> \$444.00
---	--	---------------------------

Order No: WN-03422900


	<b>Description</b> Row Unit Side Frame LH Applications: Corn Head - Quasar Features: Complete Row Unit Assembly, LH Frame	<b>Retail</b> \$379.00
---	--	---------------------------

Order No: WN-03423100


	<b>Description</b> Shield Applications: Corn Head - Quasar Features: Row Unit, Deck Plate Adjustment Arms Shield	<b>Retail</b> \$22.75
---	---	--------------------------

**Frame: Mounting Parts**


Order No: WN-01014401

	<b>Description</b> Push Rod, Female Applications: Corn Head - Quasar Features: Row Unit Stabilizer for Folding Heads	<b>Retail</b> \$40.50
---	---	--------------------------


Order No: WN-01014501

	<b>Description</b> Push Rod, Male Applications: Corn Head - Quasar Features: Row Unit Stabilizer for Folding Heads	<b>Retail</b> \$40.50
---	---	--------------------------


Order No: WN-01015900

	<b>Description</b> Mounting Bracket Applications: Corn Head - Quasar Features: Row Unit Frame	<b>Retail</b> \$48.75
---	--	--------------------------


Order No: WN-01016000-PKG

	<b>Description</b> Space Sleeve Applications: Corn Head - Quasar Features: Spacer for Row Unit Mounting, All Capello Heads, Package of 2	<b>Retail</b> \$13.00
---	---	--------------------------

Order No: WN-01018600

	<b>Description</b> Mounting Bracket LH Applications: Corn Head - Quasar Features: With Stalk Stomper Tab, Row Unit Frame	<b>Retail</b> \$20.75
---	---	--------------------------

Order No: WN-01072300


	<b>Description</b> Spindle LH 22" Applications: Corn Head - Quasar Features: Front Row Unit Support LH, 22" Heads	<b>Retail</b> \$127.00
---	--	---------------------------

Order No: WN-01072500


**Corn Head: Row Unit**

**Frame: Mounting Parts**


Order No: WN-01072500

Description	Retail
 Spindle RH 22" Applications: Corn Head - Quasar Features: Row Unit Support Spindle RH Side 22" Heads	\$127.00


Order No: WN-01079300

Description	Retail
 Poly Bracket - RH Applications: Corn Head - Quasar Features: Poly Mount, 36" and 38" Models	\$65.00


Order No: WN-01079400

Description	Retail
 Poly Bracket - LH Applications: Corn Head - Quasar Features: Poly Mount, 36" and 38" Models	\$65.00


Order No: WN-01100701

Description	Retail
 Hinge Support Bracket LH Applications: Corn Head - Quasar Features: 30" Heads, Poly Hinge Mounting Bracket LH	\$25.75


Order No: WN-01100801

Description	Retail
 Hinge Support Bracket RH Applications: Corn Head - Quasar Features: 30" Heads, Poly Hinge Mounting Bracket RH	\$25.75


Order No: WN-01127600

Description	Retail
 Row Unit Support Bracket RH Applications: All Capello Corn Heads Features: Left Hand	\$48.75


Order No: WN-02102100

Description	Retail
 Hex Bolt Applications: Corn Head - Quasar Features: M16x65mm 2.0 Pitch	\$5.50


Order No: WN-03200402

Description	Retail
 Adjusting Spacer Applications: Corn Head - Quasar Features: 630, 830, 1230	\$82.25


Order No: WN-03201700

Description	Retail
 Plug Applications: Corn Head - Quasar Features: Row Unit, Plastic Plug	\$4.50


Order No: WN-03212000

Description	Retail
 Support - RH Applications: Corn Head - Quasar Features: 836, 1236, 838, 1238	\$313.00


Order No: WN-03212100

Description	Retail
 Support - LH Applications: Corn Head - Quasar Features: 836, 1236, 838, 1238WN-03212000	\$335.00


Order No: WN-03403900

Description	Retail
 Bushing Applications: Corn Head - Quasar Features: 836, 1236, 838, 1238WN-03405300	\$85.50

Order No: WN-03405300


Description	Retail
 Bushing Applications: Corn Head - Quasar Features: 836, 1236, 838, 1238	\$93.00

Order No: WN-03405900

Description	Retail
 Bushing Applications: Corn Head - Quasar Features: Row Unit Support 22" Heads	\$79.25


**Frame: Skid Shoe**

Order No: WN-01153100


Description	Retail
 Skid Boot Applications: Corn Head - Quasar	\$87.25

**Gathering Chain: Gathering Chains & Related Parts**


Order No: WN-01018800

Description	Retail
 Chain Guide Applications: Capello Corn Heads Features: Row Unit	\$52.00


Order No: WN-01123500-PKG

Description	Retail
 Washer Applications: Corn Head - Quasar Features: M16x25mmx3mm, Package of 2	\$3.00


Order No: WN-01125600

Description	Retail
 Gathering Chain Idler Sprocket w/Bearing Applications: Corn Head - Quasar Features: Front Idler, With Bearings	\$112.75


Order No: WN-01170000

Description	Retail
 Chain Guide RH 20" Applications: Corn Head - Quasar Features: Gathering Chain Guide RH Side, 20" Heads	\$164.00


Order No: WN-01170200

Description	Retail
 Chain Guide LH 20" Applications: Corn Head - Quasar Features: Gathering Chain Guide LH Side, 20" Heads	\$164.00


Order No: WN-01170500

Description	Retail
 Chain Guide RH Applications: Corn Head - Quasar Features: Gathering Chain Guide RH Side, 20" Heads	\$93.50


Order No: WN-01171000

Description	Retail
 Chain Guide RH w/Wear Strips Applications: Corn Head - Quasar Features: Gathering Chain Guide RH Side, 20" Heads	\$123.00

Order No: WN-01171200

Description	Retail
 Chain Guide LH Applications: Corn Head - Quasar Features: Gathering Chain Guide LH Side, 20" Heads	\$87.25

Order No: WN-01171500

Description	Retail
 Chain Guide LH w/ Wear Strips Applications: Corn Head - Quasar Features: Gathering Chain Guide LH Side, 20" Heads	\$123.00


Order No: WN-02238100-PKG




**Corn Head: Row Unit**

**Gathering Chain: Gathering Chains & Related Parts**


Order No: WN-02238100-PKG

Description	Retail
 Washer Applications: Corn Head - Quasar Features: M10x35mmx3mm, Package of 2	\$5.00


Order No: WN-02260000

Description	Retail
 Seal Ring 30mmx42mmx7mm Applications: Corn Head - Quasar Features: Lower Seal for Front Idler Sprocket 22"/30" Heads	\$4.00


Order No: WN-03170700

Description	Retail
 Plastic Insert Applications: Corn Head - Quasar Features: Gather Chain Guide Insert, 22/20" Heads	\$54.00


Order No: WN-03170800

Description	Retail
 Plastic Insert Applications: Corn Head - Quasar Features: Gather Chain Guide Insert, 20" Heads	\$58.25


Order No: WN-03199500

Description	Retail
 Drive Sprocket - Gathering Chain Applications: Corn Head - Quasar Features: Row Units, 1222, 1622, 1822, 830, 1230	\$151.00


Order No: WN-03199700

Description	Retail
 Gathering Chain, Tension Adjustment, Spring Applications: Corn Head - Quasar Features: Front Idler Sprocket, Tension Spring	\$10.75


Order No: WN-03201200

Description	Retail
 Drive Sprocket - 10 tooth - Gathering Chain Applications: Corn Head - Quasar Features: 1220, 1620, 1820	\$151.00


Order No: WN-03201301

Description	Retail
 Gathering Chain Applications: Corn Head - Quasar Features: All Row Units	\$180.00


Order No: WN-03201401

Description	Retail
 Compress Spring Applications: Corn Head - Quasar Features: Gather Chain, Tension Spring, 20" Heads	\$11.75


Order No: WN-03201503

Description	Retail
 Gathering Chain Poly Tension Block Applications: Corn Head - Quasar Features: Rear Chain Guide	\$82.75


Order No: WN-03210500

Description	Retail
 Adjusting Bolt Applications: Corn Head - Quasar Features: M16X170mm 2.00 Pitch, Front Idler Sprocket	\$23.00


Order No: WN-03210600

Description	Retail
 Bushing Applications: Corn Head - Quasar Features: Gather Spring, Tension Spring Bushing, 20" Head	\$9.00


Order No: WN-03211000

Description	Retail
 Sprocket Cover - 20" Heads Applications: Corn Head - Quasar Features: 1220, 1620, 1820	\$18.00


Order No: WN-03211100

Description	Retail
 Gathering Chain, Sprocket, Bushing Applications: Capello Corn Heads Features: Front Idler	\$10.75


Order No: WN-03211200

Description	Retail
 Spacer Applications: Corn Head - Quasar Features: 25mmx30mmx7.32mm, Gather Chain Idler/Tightener Sprocket, 20"	\$4.75


Order No: WN-03211400

Description	Retail
 Gathering Chain, Tension Adjustment, Bracket Applications: Capello Corn Heads with 20" Row Spacing Features: Front Idler Sprocket Mount	\$74.75


Order No: WN-03211700

Description	Retail
 Gathering Chain, Tension Adjustment, Bracket Applications: Corn Head - Quasar Features: Front Idler Sprocket	\$67.25


Order No: WN-03211800

Description	Retail
 Gathering Chain, Tension Adjustment, Bushing Applications: Corn Head - Quasar Features: Front Idler Sprocket	\$8.25


Order No: WN-03212500

Description	Retail
 Safety Disc Applications: Corn Head - Quasar Features: 1220, 1620, 1820, 830, 830 HS, 1230	\$2.25


Order No: WN-03212600

Description	Retail
 Support Disc Applications: Corn Head - Quasar Features: Disc Under Idler/Tightener Sprocket, 20"	\$8.25


Order No: WN-PMF-000082

Description	Retail
 External Snap Ring Applications: Corn Head - Quasar Features: M25x1.2mm, Circlip	\$2.75

Order No: WN-PMF-000306


Description	Retail
 Internal Snap Ring Applications: Corn Head - Quasar Features: M52x2.0, Chopping Unit	\$5.00

Order No: WN-PMS-000015


Description	Retail
 Bearing, Idler, Gather Chain Tighener Applications: Corn Head - Quasar Features: Bearing for Front Idler, Gather Chain	\$35.00

**Gearboxes: Drop Box**

Order No: WN-04503200

Description	Retail
 Safety Disc Applications: Corn Head - Quasar Features: All Row Units	\$4.25

Order No: WN-04503400


Description	Retail
 Ball Bearing 6010 Applications: Corn Head - Quasar	\$24.50

Capello®


**Corn Head: Row Unit**

**Gearboxes: Drop Box**


Order No: WN-04503500

Description	Retail
 Spacer Applications: Corn Head - Quasar Features: Internal Dropbox	\$5.50


Order No: WN-04503600

Description	Retail
 Lower Gearbox Drive Gear Applications: Corn Head - Quasar Features: All Row Units	\$97.00


Order No: WN-04503700

Description	Retail
 Main Shaft, Hollow Applications: Corn Head - Quasar Features: All Row Units, Drop Box	\$131.00


Order No: WN-04503800

Description	Retail
 External Snap Ring Applications: Corn Head - Quasar Features: M55 x 2mm, Internal Gearbox	\$6.00


Order No: WN-04503900

Description	Retail
 Ball Bearing & C-Clip Complete Applications: Corn Head - Quasar Features: Gearbox Bearing	\$26.00


Order No: WN-04504100

Description	Retail
 Idler Gear, Drive Gearbox Applications: Corn Head - Quasar Features: All Row Units, Drop Box	\$97.00

Order No: WN-04504200

Description	Retail
 Bearing Shaft Applications: Corn Head - Quasar Features: All Row Units, Drop Box	\$47.75

Order No: WN-04504300

Description	Retail
 O-Ring Applications: Corn Head - Quasar Features: 42mmx2.5mm	\$2.50

**Gearboxes: Repair Parts**


Order No: WN-04519000

Description	Retail
Dipstick Applications: Corn Head - Quasar Features: Row Unit Gearbox	\$26.25


Order No: WN-04519100

Description	Retail
Chopper Seal Washer Applications: Corn Head - Quasar Features: Dipstick	\$7.25

Order No: WN-04531600


Description	Retail
 Space Washer, Gear Box Applications: Corn Head - Quasar Features: All Row Units	\$2.00

Order No: WN-M1-80158

Description	Retail
 Gear Box, Space Washer Applications: Corn Head - Quasar Features: M48 X 35mm X 1mm	\$2.25

**Gearboxes: Row Unit Picker Box**


Order No: WN-03413000

Description	Retail
 Gear Box Cover Applications: Corn Head - Quasar Features: Row Unit Gear Box Cover	\$25.00


Order No: WN-04500700

Description	Retail
 Stalk Chopper, Drive, Shaft, Seal Applications: Capello Corn Heads Features: Vertical, Driven	\$9.15


Order No: WN-04500900-PKG

Description	Retail
 Spacer Washer Applications: Corn Head - Quasar Features: M55.3x61.7mm, Vertical, Driven, Pack of 4	\$5.00


Order No: WN-04501101

Description	Retail
 Drive Shaft, Main Applications: Corn Head - Quasar Features: All Row Units, Gathering Chain	\$78.75


Order No: WN-04501400

Description	Retail
 End Cap M62x10mm - Gathering Chain Idler Cap Applications: Corn Head - Quasar Features: Row Unit Gearbox Cap Cover	\$6.00


Order No: WN-04501800

Description	Retail
 Bearing Applications: Corn Head - Quasar Features: 30206, All Row Units	\$38.25


Order No: WN-04502000

Description	Retail
 Drive Shaft, Main Applications: Corn Head - Quasar Features: All Row Units	\$123.00


Order No: WN-04502200

Description	Retail
 Ball Bearing Applications: Corn Head - Quasar Features: 6208.2RSR, All Row Units	\$35.00


Order No: WN-04502800

Description	Retail
 Ball Bearing 6307 Applications: Corn Head - Quasar Ball Bearing Features: 6307, Spartan 610 JD Claas NH Krone, Fendt 90 Degree gearbox	\$26.00


Order No: WN-04502900

Description	Retail
 Bevel Transfer Gear, Main Drive Applications: Corn Head - Quasar Features: All Row Units	\$145.00


Order No: WN-04503000

Description	Retail
 Gear, Main Drive Applications: Corn Head - Quasar Features: All Row Units	\$95.00

Order No: WN-04503100

Description	Retail
 Snap Ring Applications: Corn Head - Quasar Features: SB92, All Row Units	\$6.75


Order No: WN-04504600

Description	Retail
 External Snap Ring Applications: Capello Corn Heads Features: 22.5mmx2.0mm, Stalk Chopper Drive Sprocket, Outer	\$5.00

**Corn Head: Row Unit**

**Gearboxes: Row Unit Picker Box**

Order No: WN-04504800-PKG

Description	Retail
 Washer Applications: Corn Head - Quasar Features: M25.5x35.3mmx.25, Package of 2	\$4.00


Order No: WN-04504900

Description	Retail
 Stalk Chopper, Drive, Shaft, Bearing Applications: Capello Corn Heads Features: Horizontal, Drive	\$18.75


Order No: WN-04505000

Description	Retail
 Stalk Chopper, Drive, Shaft, Seal Applications: Capello Corn Heads Features: Horizontal, Drive	\$11.75


Order No: WN-04505200

Description	Retail
 Ball Bearing Applications: Corn Head - Quasar Features: 6205 2RS, All Row Units	\$29.00


Order No: WN-04505300

Description	Retail
 Main Chopper Drive Gear Applications: Corn Head - Quasar Features: 8 Row Chopper Unit	\$138.00


Order No: WN-04505500

Description	Retail
 Spring Applications: Corn Head - Quasar Features: All Row Units, Chopper Shut Off	\$17.50


Order No: WN-04505700

Description	Retail
 Chopper Drive Hinge Applications: Corn Head - Quasar Features: 8 Row Chopper Unit	\$64.00


Order No: WN-04505800-PKG

Description	Retail
 O-Ring Applications: Corn Head - Quasar Features: 29.25mmx2.5mm, Package of 2	\$4.00


Order No: WN-04505900

Description	Retail
 Pin Applications: Corn Head - Quasar Features: M10x30mm. 8 Row Chopper Unit	\$2.00


Order No: WN-04506000

Description	Retail
 Strap Applications: Corn Head - Quasar Features: Gearbox On/Off Lever	\$21.00

Order No: WN-04506100

Description	Retail
 Strap Applications: Corn Head - Quasar Features: All Row Units, Chopper Engage Handle	\$21.50

Order No: WN-04506101

Description	Retail
 Strap Applications: Corn Head - Quasar Features: Lever to Disengage the Chopping Gearbox	\$32.00


Order No: WN-04506500

Description	Retail
 Grub screw Applications: Corn Head - Quasar Features: All Row Units	\$2.00


Order No: WN-04508800

Description	Retail
 Side Cover Applications: Corn Head - Quasar Features: All Row Unit Gear Box	\$27.25

Order No: WN-04508900

Description	Retail
 Cover Applications: Corn Head - Quasar Features: All Row Units, Chopper Gear Box	\$48.25


Order No: WN-04509000

Description	Retail
 Cover Applications: Corn Head - Quasar Features: Gearbox Cover	\$6.75


Order No: WN-04509100

Description	Retail
 Gearbox Cap Applications: Corn Head - Quasar Features: Gearbox Cover	\$6.75


Order No: WN-04509200-PKG

Description	Retail
 Washer, Seal Retaining Washer, Row Unit Gearbox Applications: Corn Head - Quasar Features: M47 x 80mm x 1mm, Package of 2	\$9.00

Order No: WN-04509900

Description	Retail
 Drain Plug Applications: Corn Head - Quasar Features: 3/8", All Row Units	\$5.50


Order No: WN-04510300

Description	Retail
 Gearbox Housing Applications: Corn Head - Quasar Features: All Row Units, Picker	\$1,630.00


Order No: WN-04510502

Description	Retail
Picker Gearbox - Non Chopping Applications: Corn Head - Quasar	\$2,570.00


Order No: WN-04510900

Description	Retail
 Drive Gear Applications: Corn Head - Quasar Features: All Row Units, Chopping Assembly Transfer Shaft	\$225.00


Order No: WN-04512500

Description	Retail
 Bevel Gear Applications: Corn Head - Quasar Features: All Row Units, Gathering Chain Drive	\$145.00

Order No: WN-04532500

Description	Retail
 Gearbox Cover Applications: Corn Head - Quasar Features: Chopping Row Unit	\$39.50

Order No: WN-04532700

Description	Retail
 Main Drive Shaft, Chopper Assembly Applications: Corn Head - Quasar Features: Vertical, Driven	\$295.00

Order No: WN-04532800


Capello®




**Corn Head: Row Unit**

**Gearboxes: Row Unit Picker Box**


Order No: WN-04532800

Description	Retail
 Bevel Gear Applications: Corn Head - Quasar Features: Chopping Row Unit Drive	\$158.00


Order No: WN-04533400

Description	Retail
 Shim Washer Applications: Corn Head - Quasar Features: M69x79.7x1, All Row Units	\$3.55


Order No: WN-M1-80143

Description	Retail
 Bevel Transfer Gear Applications: Corn Head - Quasar Features: All Row Units, for Gathering Chains	\$89.25


Order No: WN-PMF-000114

Description	Retail
 Seal Ring M45X80mmX10mm Applications: Corn Head - Quasar Features: Gearbox Seal	\$11.75


Order No: WN-PMF-000118

Description	Retail
 Internal Snap Ring Applications: Corn Head - Quasar Features: M62x2mm, Inner	\$5.00

Order No: WN-PMF-000119

Description	Retail
 External Snap Ring Applications: Corn Head - Quasar Features: M30 x 1.5mm, Retaining Ring	\$3.50


Order No: WN-PMF-000120

Description	Retail
 Snap Ring Applications: Corn Head - Quasar, Sunflower Head - Helian. Features: E 35x2.5, All Corn head & Helianthus 7500, 9400, 12000	\$3.00

Order No: WN-PMF-000121

Description	Retail
 Internal Snap Ring Applications: Corn Head - Quasar Features: M80x2.5mm, Retaining Ring	\$6.75

Order No: WN-PMS-000023


Description	Retail
 Ball Bearing 6206 2RS Applications: Corn Head - Quasar Features: Vertical, Driven	\$19.50

**Knife Roller: Assembly**

Order No: WN-05008000

Description	Retail
 Complete RH Stalk Roller w/ Knives and Hardware Applications: Corn Head - Quasar Features: Right Hand	\$998.75

Order No: WN-05008500

Description	Retail
 Complete LH Stalk Roller w/ Knives and Hardware Applications: Corn Head - Quasar Features: Left hand	\$998.75

**Knife Roller: Fluted Roll**

Order No: WN-01020001

Description	Retail
 Row Unit, Stalk Roller Applications: Capello Corn Heads Features: Right Hand	\$448.00


Order No: WN-01020101

Description	Retail
 Row Unit, Stalk Roller Applications: Capello Corn Heads Features: Left Hand	\$448.00


Order No: WN-01020300

Description	Retail
 Felt Ring Applications: Capello Corn Heads Features: Stalk Roller Bearing Support	\$8.00

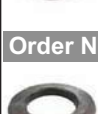
Order No: WN-01020400

Description	Retail
 Seal Applications: Capello Corn Heads Features: Stalk Roller Bearing Support	\$3.00

Order No: WN-01020500

Description	Retail
 Spacer Washer Applications: Corn Head - Quasar Features: Stalk Roller Bearing Support	\$17.00


Order No: WN-01020600

Description	Retail
 Spacer Washer Applications: All Capello Corn Heads Features: Stalk Roller Bearing Support	\$49.75


Order No: WN-02103800ASSY

Description	Retail
 Needle Bearing w/ Bushing Applications: Corn Head - Quasar Features: Stalk Roller, Bearing and Bushing	\$75.00


Order No: WN-02247500

Description	Retail
 Retainer Clip Applications: Corn Head - Quasar Features: Retaining Clip for Needle Bearing Assembly on Stalk Roller	\$5.00


Order No: WN-03209500

Description	Retail
 Plug, Stalk Roller Applications: All Capello Corn Heads	\$2.00

Order No: WN-03222000-OLD


Description	Retail
 Knife Roller Seal Washer Applications: Corn Head - Quasar Features: 2013 and older	\$16.75

Order No: WN-04511200-PKG

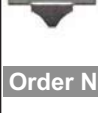
Description	Retail
 Spacer Applications: Corn Head - Quasar Features: 80.25mm x 43.25mm x .5mm, Package of 5	\$6.00

**Knife Roller: Knives & Stripper Plates**


Order No: WN-01019900

Description	Retail
 Wrap Guard Applications: Capello Corn Heads Features: Row Unit, Stalk Roller	\$18.75

Order No: WN-01127000

Description	Retail
 Stripper Knife RH Applications: Corn Head - Quasar Features: Right Hand	\$53.00

Order No: WN-01127100

Description	Retail
 Stripper Knife LH Applications: Corn Head - Quasar Features: Left Hand	\$53.00


Order No: WN-01127700

Capello®


**Corn Head: Row Unit**

**Knife Roller: Knives & Stripper Plates**


Order No: WN-01127700

Description	Retail
 Stripper Plate Applications: Corn Head - Quasar Features: RH Side, Rear, Stripper Plate	\$78.00


Order No: WN-02103600-PKG

Description	Retail
 Washer Applications: Corn Head - Quasar Features: M10x40mmx2.5mm, Package of 2	\$2.00


Order No: WN-02209400-PKG

Description	Retail
 Hex Bolt Applications: Corn Head - Quasar Features: M12x20mm 1.25 Pitch, Bolt w/ Washer, Package of 3	\$6.50

Order No: WN-M1-80022-PKG


Description	Retail
 Stalk Roller Knife Applications: Corn Head - Quasar Features: Row Unit Stalk Roller Knife, Pack of 4	\$215.00

Order No: WN-PMF-000043-PKG


Description	Retail
 Hex Bolt Applications: Corn Head - Quasar Features: M10x30mm 1.5 Pitch, Tensi-Lock, Package of 2	\$3.00

**Knife Roller: Related Parts**


Order No: WN-01020201

Description	Retail
 Stalk Roller Bearing Support Applications: Corn Head - Quasar Features: Front	\$94.00


Order No: WN-02103500-PKG

Description	Retail
 Washer Applications: Corn Head - Quasar Features: M14x30mmx4mm, Package of 3	\$3.00


Order No: WN-02209800

Description	Retail
 Grease Zerk Applications: Corn Head - Quasar Features: M10, Stalk Roller Bearing Grease Nipple	\$4.75


Order No: WN-03439000

Description	Retail
 Cutting Knife Applications: Corn Head - Quasar Features: Corn Head Sunflower Kit	\$39.00

Order No: WN-04502500


Description	Retail
 Drive Shaft, Stalk Roller Applications: Corn Head - Quasar Features: All Row Units	\$152.00

Order No: WN-04510100


Description	Retail
 Bevel Gear Applications: Corn Head - Quasar Features: All Row Units, Stalk Roller Drive	\$89.25

**Stalk Chopper: Stalk Chopper Parts**


Order No: WN-01027600

Description	Retail
 Chopper Hub, Bottom Flange Applications: Corn Head - Quasar Features: Chopping Row Units, All Models, Old Style	\$33.75


Order No: WN-01027700

Description	Retail
 Chopper Hub, Top Flange Applications: Corn Head - Quasar Features: Chopping Row Unit, All Models, Old Style	\$79.75


Order No: WN-01034000

Description	Retail
 Stalk Chopper Assembly Complete Applications: Corn Head - Quasar Features: 30" Models, Old Style WN-01098700	\$309.00


Order No: WN-01034001

Description	Retail
 Stalk Chopper Assembly Complete Applications: Corn Head - Quasar Features: 30" Models, New Style	\$344.00


Order No: WN-01188800

Description	Retail
 Protective Shell - Chopper Assy. Hex Nut Applications: Corn Head - Quasar Features: Corn Stalk Chopper, Blade Bolt Bushing/Nut Protector	\$6.00


Order No: WN-02103100-PKG

Description	Retail
 Hex Bolt Applications: Corn Head - Quasar Features: M12x35mm 1.75 Pitch, Tensi-Lock, Package of 2	\$6.00


Order No: WN-03199900-PKG

Description	Retail
 Chopper Blade 20" Rows Applications: Corn Head - Quasar Features: Stalk Chopper Blade for Use on 20" Spaced Heads, Pack of 2	\$83.00


Order No: WN-03202100-PKG

Description	Retail
 Chopper Blade 22" Rows Applications: Corn Head - Quasar Features: Stalk Chopper Blade for Use On 22" Spaced Heads, Pack of 2	\$78.00


Order No: WN-03202101-PKG

Description	Retail
 Chopper Blade 30" Rows Applications: Corn Head - Quasar Features: For Capello Corn Heads with 30" Row Spacing, Pack of 2	\$78.00


Order No: WN-03412302

Description	Retail
 Chopper Safety Shield - 30" Applications: Corn Head - Quasar Features: RH Side of Head; Stalk Chopper Blade Guard 30" Heads	\$212.00


Order No: WN-03463000

Description	Retail
 Stalk Chopper Assembly 20" Applications: Corn Head - Quasar Features: Complete Stalk Chopper Assembly 20" Head	\$302.00

Order No: WN-03463200

Description	Retail
 Stalk Chopper Assembly 22" Applications: Corn Head - Quasar Features: Complete Stalk Chopper Assembly 22" Heads	\$302.00

Order No: WN-M1-80063

Description	Retail
 Poly Chopper Hub Spacer Applications: Corn Head - Quasar	\$21.00

Capello®


**Corn Head: Row Unit**

**Stalk Chopper: Stalk Chopper Parts**


Order No: WN-M1-80063

Features: Chopper Hub 2014 and Up


Order No: WN-M180080

Description	Retail
 Chopper Hub, Top Casting Applications: Corn Head - Quasar Features: New Style	\$89.50


Order No: WN-M180081

Description	Retail
 Chopper Hub, Bottom Casting Applications: Corn Head - Quasar Features: New Style	\$66.50

Order No: WN-M1-80126-PKG

Description	Retail
 Stalk Chopper Blade Trunnion Applications: Corn Head - Quasar Features: Package of 2	\$7.00


Order No: WN-PMF-000370

Description	Retail
 Hex Bolt Applications: Corn Head - Quasar Features: M14x20mm 1.25 Pitch, Stalk Chopper	\$6.00


**Corn Head: Row Unit Cover**

**Inner: Complete Inner Divider Assemblies**


Order No: WN-01116301-C

Description	Retail
 Poly Center Hood Applications: Corn Head - Quasar Features: CLAAS Yellow 30" w/Hardware	\$614.00


Order No: WN-01116301-G

Description	Retail
 Poly Center Hood Applications: Corn Head - Quasar Features: Yellow 30" w/Hardware	\$532.00

Order No: WN-01116301-R

Description	Retail
 Poly Center Hood Applications: Corn Head - Quasar Features: Red 30" w/Hardware	\$532.00


Order No: WN-01116301-V

Description	Retail
 Poly Center Hood Applications: Corn Head - Quasar Features: Green 30" w/Hardware	\$532.00


Order No: WN-01116301-VE

Description	Retail
Poly Center Hood, Dinged & Dented Applications: Corn Head - Quasar Features: Green 30" w/Hardware, Fully Functional	\$415.00


Order No: WN-01183000-G

Description	Retail
 Poly Center Hood Applications: Corn Head - Quasar Features: Yellow 20" w/Hardware	\$455.00


Order No: WN-01183000-R

Description	Retail
 Poly Center Hood Applications: Corn Head - Quasar Features: Red 20" w/Hardware	\$455.00


Order No: WN-01183000-V

Description	Retail
 Poly Center Hood Applications: Corn Head - Quasar Features: Green 20" w/ Hardware	\$455.00

Order No: WN-01183100-G

Description	Retail
 Poly Center Hood Applications: Corn Head - Quasar Features: Yellow 22" w/Hardware	\$455.00


Order No: WN-01183100-R

Description	Retail
 Poly Center Hood Applications: Corn Head - Quasar Features: Red 22" w/Hardware	\$455.00


Order No: WN-01183100-V

Description	Retail
 Poly Center Hood Applications: Corn Head - Quasar Features: Green 22" w/Hardware	\$455.00


Order No: WN-01322600

Description	Retail
 Bracket Applications: Corn Head - Quasar Features: 20 Inch Hood Cover	\$20.00

Order No: WN-03416100-R

Description	Retail
 Poly Center Hood Applications: Corn Head - Quasar Features: Quasar all 38" models, Red	\$715.00

Order No: WN-03416100-V

Description	Retail
 Poly Center Hood Applications: Corn Head - Quasar Features: Quasar all 38" models, Green'	\$715.00

**Inner: Complete Inner Snout Assemblies**

Order No: WN-01116600-G

Description	Retail
Poly Center Snout Applications: Corn Head - Quasar Features: Yellow 30" w/Hardware	\$395.00

Order No: WN-01116600-R

Description	Retail
Poly Center Snout Applications: Corn Head - Quasar Features: Red 30" w/ Hardware	\$395.00

Order No: WN-01116600-V

Description	Retail
Poly Center Snout Applications: Corn Head - Quasar Features: Green 30" w/Hardware	\$395.00

Order No: WN-01184600-G

Description	Retail
Poly Center Snout Applications: Corn Head - Quasar Features: Yellow 20" w/Hardware	\$395.00

Order No: WN-01184600-R

Description	Retail
Poly Center Snout Applications: Corn Head - Quasar Features: Red 20" w/Hardware	\$395.00

Order No: WN-01184600-V

Description	Retail
Poly Center Snout Applications: Corn Head - Quasar Features: Green 20" w/Hardware	\$395.00

Order No: WN-01184700-G

Description	Retail
Poly Center Snout Applications: Corn Head - Quasar Features: Yellow 22" w/Hardware	\$351.00

Order No: WN-01184700-V



**Corn Head: Row Unit Cover**

**Inner: Complete Inner Snout Assemblies**

Order No: WN-01184700-V

Description	Retail
Poly Center Snout Applications: Corn Head - Quasar Features: Green 22" w/Hardware	\$392.00

Order No: WN-03416200-R


Description	Retail
Poly Center Snout Applications: Corn Head - Quasar Features: Quasar all 38" models, Red	\$475.00

Order No: WN-03416200-V


Description	Retail
Poly Center Snout Applications: Corn Head - Quasar Features: Quasar all 38" models, Green	\$475.00

**Inner: Ear Savers**


Order No: WN-03410200

Description	Retail
 Plate, Ear Saver Applications: Corn Head - Quasar Features: Poly Center	\$9.75


Order No: WN-03410300

Description	Retail
 Ear Saver - All Hoods - 30" Applications: Corn Head - Quasar Features: Rubber, For Fenders AND Center Dividers	\$16.25

Order No: WN-03462500


Description	Retail
 Ear Saver Applications: Corn Head - Quasar Features: Inner Hood, 1220, 1222	\$22.00

Order No: WN-03462600


Description	Retail
 Ear Saver Applications: Corn Head - Quasar Features: Fender, 1220, 1222	\$18.00

**Inner: Inner Divider Spare Parts**


Order No: WN-01010801

Description	Retail
 Lock Down Hook Assembly Applications: Corn Head - Quasar Features: 30" Center Dividers	\$60.75


Order No: WN-01076100

Description	Retail
 Center Poly Hood Support RH 30" Applications: Corn Head - Quasar Features: Poly Divider Support RH Side, Folding Heads	\$10.00


Order No: WN-01076200

Description	Retail
 Center Poly Hood Support LH Side 30" Applications: Corn Head - Quasar Features: Poly Divider Support LH Side, Folding Heads	\$10.00

Order No: WN-01095700


Description	Retail
 Mounting Hinge Front Support Applications: Corn Head - Quasar Features: 22"/30" Center Poly Dividers	\$69.50

Order No: WN-01095800


Description	Retail
 Mounting Hinge Front Support Applications: Corn Head - Quasar Features: 30" Folding Heads Only, Only for	\$80.00

Pivoting Divider


Order No: WN-01095900

Description	Retail
 Rear Mounting Hinge RH Applications: Corn Head - Quasar Features: Rear RH Mounting Hinge for 30 Inch Poly Dividers	\$30.25


Order No: WN-01096000

Description	Retail
 Rear Mounting Hinge LH Applications: Corn Head - Quasar Features: Rear LH Mounting Hinge for 30 Inch Poly Dividers	\$30.25


Order No: WN-01096300

Description	Retail
 Adjusting Plate LH Applications: Corn Head - Quasar Features: Poly Divider Support, LH Side, 30" Heads	\$14.25


Order No: WN-01096301

Description	Retail
 Adjusting Plate LH Applications: Corn Head - Quasar Features: 30" Folding Heads, Left Hand Pivoting Divider	\$52.00


Order No: WN-01096400

Description	Retail
 Adjusting Plate RH Applications: Corn Head - Quasar Features: Poly Divider Support, RH Side, 30" Heads	\$14.25


Order No: WN-01096401

Description	Retail
 Adjusting Plate RH Applications: Corn Head - Quasar Features: 30" Folding Heads, Right Hand Pivoting Divider	\$52.00


Order No: WN-01096500

Description	Retail
 Support Plate RH Applications: Corn Head - Quasar Features: Poly Divider Front Plate, RH Side, 30" Heads	\$22.75


Order No: WN-01096600

Description	Retail
 Support Plate LH Applications: Corn Head - Quasar Features: Poly Divider Front Plate, LH Side, 30" Heads	\$64.00


Order No: WN-01096800

Description	Retail
 Center Hood Hinge Plate Tipping Hood Only Applications: Corn Head - Quasar Features: Poly Divider Hinge Plate, Folding Heads	\$16.75

Order No: WN-01096900

Description	Retail
 Center Hood LH Plate Tipping Hood Only Applications: Corn Head - Quasar Features: Poly Divider Plate LH Side, Folding Divider, 30" Head	\$43.25

Order No: WN-01097000

Description	Retail
 Center Hood RH Plate Tipping Hood Only Applications: Corn Head - Quasar Features: Poly Divider Plate RH Side, Folding Dividers, 30" Heads	\$43.25


Order No: WN-01097100

Capelli®


**Corn Head: Row Unit Cover**

**Inner: Inner Divider Spare Parts**


Order No: WN-01097100

Description	Retail
 Center Hood LH Mounting Plate Tipping Hood Only Applications: Corn Head - Quasar Features: Folding Poly Divider Mounting Plate	\$41.25


Order No: WN-01097200

Description	Retail
 Center Hood RH Mounting Plate Tipping Hood Only Applications: Corn Head - Quasar Features: Folding Poly Divider, Mounting Plate	\$46.50


Order No: WN-01097500

Description	Retail
 Lever LH Applications: Corn Head - Quasar Features: Left Hand Folding Divider, Snout Release Lever 30" Heads	\$19.75


Order No: WN-01097600

Description	Retail
 Lever RH Applications: Corn Head - Quasar Features: Right Hand Folding Divider, Snout Release Lever, 30"	\$19.75


Order No: WN-01097800

Description	Retail
 Cylinder Support RH Pivoting Divider Only Applications: Corn Head - Quasar Features: Hydraulic Cylinder Mount Support RH Side Folding Divider 30"	\$59.50


Order No: WN-01100500

Description	Retail
 Hinge Bracket RH Tipping Hood Only Applications: Corn Head - Quasar Features: RH Poly Hood, Hinge, Folding Head, 30"	\$20.75


Order No: WN-01100600

Description	Retail
 Hinge Bracket LH Tipping Divider Only Applications: Corn Head - Quasar Features: LH Folding Poly Divider Hinge, Folding Heads, 30"	\$20.75


Order No: WN-01144000

Description	Retail
 Support RH Applications: Corn Head - Quasar Features: Poly Divider Hinge Support, RH Side, 30" Heads	\$36.75


Order No: WN-01144500

Description	Retail
 Support LH Applications: Corn Head - Quasar Features: Poly Divider Hinge Support LH Side, 30" Heads	\$36.75


Order No: WN-01145000

Description	Retail
 Strut Support Applications: Corn Head - Quasar Features: 30" Poly Dividers	\$41.25


Order No: WN-01181500

Description	Retail
 Mounting Plate - Front Applications: Corn Head - Quasar Features: Center Divider, 1220	\$28.25


Order No: WN-01181600

Description	Retail
 Mounting Plate - Front Applications: Corn Head - Quasar Features: Center Divider, 1222	\$28.25


Order No: WN-01181700

Description	Retail
 Poly Snout Hinge Applications: Corn Head - Quasar Features: Center Divider, 1220	\$77.00


Order No: WN-01181800

Description	Retail
 Mounting Bracket - Bottom Applications: Corn Head - Quasar Features: Center Divider, 1220	\$119.00


Order No: WN-01181900

Description	Retail
 Mounting Bracket - Bottom Applications: Corn Head - Quasar Features: Center Divider, 1222	\$119.00


Order No: WN-01182000

Description	Retail
 Rear T-Stand Cover 22" Center Hood Applications: Corn Head - Quasar Features: Rear Cover, 22" Center Divider, Rear of Poly	\$24.00


Order No: WN-01182100

Description	Retail
 Poly Mounting Plate Applications: Corn Head - Quasar Features: Center Divider, 1220	\$36.50


Order No: WN-01182200

Description	Retail
 Poly Mounting Plate Applications: Corn Head - Quasar Features: Center Divider, 1222	\$38.50


Order No: WN-01182300

Description	Retail
 Alignment Plate RH Applications: Corn Head - Quasar Features: RH Alignment Plate, Center Divider, 20/22" Heads	\$78.75


Order No: WN-01182400

Description	Retail
 Spacer Bushing Applications: Corn Head - Quasar Features: 84mm Long, Mounting for Center Divider, 22" Heads	\$17.50


Order No: WN-01182500

Description	Retail
 Alignment Plate LH Applications: Corn Head - Quasar Features: LH Alignment Plate, Center Divider, 20/22" Heads	\$78.75

Order No: WN-01182600

Description	Retail
 Spacer Bushing Applications: Corn Head - Quasar Features: 72.5mm Long, Mounting Bushing, Center Divider, 20" Heads	\$10.25

Order No: WN-01182700

Description	Retail
 Lock Down Latch Applications: Corn Head - Quasar Features: Center Divider Lock Down Latch, 20"/22" Heads	\$66.50


Order No: WN-01182700KIT

Capella®


**Corn Head: Row Unit Cover**

**Inner: Inner Divider Spare Parts**


Order No: WN-01182700KIT

Description	Retail
 Poly Mount, Quick Release Bracket, Complete Applications: Corn Head - Quasar Features: 22 Inch Center Poly Mounting Bracket	\$384.75


Order No: WN-01182800

Description	Retail
 Center Latch Support 20" Heads Applications: Corn Head - Quasar Features: Center Divider Mounting Plate, 20" Heads	\$17.75


Order No: WN-01184100KIT

Description	Retail
 Poly Mount, Slide Bracket, RH Applications: Corn Head - Quasar Features: 20 & 22 inch RH Poly Mounting Bracket	\$135.00


Order No: WN-01184200KIT

Description	Retail
 Poly Mount, Slide Bracket, LH Applications: Corn Head - Quasar Features: 20 & 22 inch LH Poly Mounting Bracket	\$135.00


Order No: WN-02263000

Description	Retail
 Locking Pin M8X43mm Applications: Corn Head - Quasar Features: Pin Lock for Poly Divider, 20" and 22" Heads	\$10.00


Order No: WN-03436000

Description	Retail
 Main Support, Center Poly Hood Applications: All Capello Corn Heads Features: 30"-38" Models	\$115.00


Order No: WN-03436500

Description	Retail
 Hood Shock, Center Poly Applications: Corn Head - Quasar Features: 30"-38" Models	\$46.50


Order No: WN-M1-40081-00

Description	Retail
 Return Spring Applications: Corn Head - Quasar Features: Latch Return Spring, Holds Divider Locked on Head	\$10.50


Order No: WN-PMF-000089-PKG

Description	Retail
 Washer Applications: Corn Head - Quasar Features: M12x24mmx2.5mm, Package of 2	\$5.00

Order No: WN-PMF-000141-PKG


Description	Retail
 Washer Applications: Corn Head - Quasar Features: M8x16mmx1.6mm, Package of 2	\$8.00

Order No: WN-PMF-000300


Description	Retail
 Serrated Flange Bolt Applications: Corn Head - Quasar Features: M10x30mm 1.5 Pitch	\$2.00

**Inner: Inner Snout Spare Parts**


Order No: WN-01098201

Description	Retail
 Hinge Bracket Applications: Corn Head - Quasar Features: Center Poly Snout Hinge 22" and 30" Heads	\$35.75


Order No: WN-01098401

Description	Retail
 Center Poly Snout Mounting Bracket 30" Applications: Corn Head - Quasar Features: Mount, Snout, Bracket 30"	\$59.50


Order No: WN-01098700

Description	Retail
 Wear Strip - Inner Poly Snout Applications: Corn Head - Quasar Features: 30", 36" and 38" Models	\$15.75


Order No: WN-01109500

Description	Retail
 Bushing Applications: Capello Corn Heads Features: Poly	\$9.00


Order No: WN-01119500

Description	Retail
 Pivot Bushing Applications: Corn Head - Quasar Features: Poly	\$9.75


Order No: WN-01119600

Description	Retail
 Pivot Bushing Applications: Corn Head - Quasar Features: Poly Snouts, and Fenders	\$4.50


Order No: WN-01184300

Description	Retail
 Frame Support Applications: Corn Head - Quasar Features: 20" Center Snout	\$58.50


Order No: WN-01184400

Description	Retail
 Frame Support 22" Applications: Corn Head - Quasar Features: Center Snout	\$57.25


Order No: WN-01184500

Description	Retail
 Pivot Hinge 20" Center Snout Applications: Corn Head - Quasar Features: Snout Side of Pivot, Hinge 20" Snout	\$34.50


Order No: WN-01184700-JD

Description	Retail
 Complete Poly Center Snout Green 22" w/Hardware Applications: Corn Head - Quasar	\$392.00


Order No: WN-01184700-R

Description	Retail
 Poly Center Snout Applications: Corn Head - Quasar Features: Red 22" w/Hardware	\$351.00


Order No: WN-01248600

Description	Retail
 Poly Support Applications: Corn Head - Quasar Features: 38" Center Divider	\$95.00

Order No: WN-01248700

Description	Retail
 Poly Support Applications: Corn Head - Quasar Features: 38" Center Divider	\$95.00

Order No: WN-01248800

Description	Retail
 Poly Hinge LH Rear Applications: Corn Head - Quasar Features: 38" Center Divider	\$37.00

Order No: WN-01248900


Capello®




**Corn Head: Row Unit Cover**

**Inner: Inner Snout Spare Parts**


Order No: WN-01248900

Description	Retail
 Poly Hinge RH Rear Applications: Corn Head - Quasar Features: 38" Center Divider	\$37.00


Order No: WN-01249000

Description	Retail
 Hinge Bracket Applications: Corn Head - Quasar Features: 38" Center Divider	\$44.00

Order No: WN-01249600


Description	Retail
 Mounting Bracket Applications: Corn Head - Quasar Features: 38" Center Snout	\$70.00

Order No: WN-02210800

Description	Retail
 Lock Lever Spring Applications: Corn Head - Quasar Features: 30" HS Series Center Dividers	\$14.25


**Inner: Points**

Order No: WN-03411500


Description	Retail
 Poly Wear Tip Applications: Capello Corn Heads Features: For Center Snout, Cast	\$33.75

**Outer: Complete Outer Fender Assemblies**

Order No: WN-01116900-C

Description	Retail
 Poly Folding Fender LH Applications: Corn Head - Quasar Features: CLAAS Yellow 30" w/Hardware	\$686.00


Order No: WN-01116900-G

Description	Retail
 Poly Folding Fender LH Applications: Corn Head - Quasar Features: Yellow 30" w/Hardware	\$686.00


Order No: WN-01116900-R

Description	Retail
Poly Folding Fender LH Applications: Corn Head - Quasar Features: Red 30" w/Hardware	\$686.00


Order No: WN-01116900-V

Description	Retail
 Poly Folding Fender LH Applications: Corn Head - Quasar Features: Green 30" w/Hardware	\$686.00


Order No: WN-01117000-C

Description	Retail
 Poly Folding Fender RH Applications: Corn Head - Quasar Features: CLAAS Yellow 30" w/Hardware	\$686.00

Order No: WN-01117000-G


Description	Retail
 Poly Folding Fender RH Applications: Corn Head - Quasar Features: Yellow 30" w/Hardware	\$686.00

Order No: WN-01117000-R


Description	Retail
 Poly Folding Fender RH Applications: Corn Head - Quasar Features: Red 30" w/Hardware	\$686.00

Order No: WN-01117000-V


Description	Retail
-------------	--------

 Poly Folding Fender RH Applications: Corn Head - Quasar Features: Green 30" w/Hardware	\$686.00
--	----------


Order No: WN-01118200-C

Description	Retail
 Poly Fender LH CLAAS Yellow 30" w/ Hardware Applications: Corn Head - Quasar	\$616.00


Order No: WN-01118200-G

Description	Retail
 Poly Fender LH Applications: Corn Head - Quasar Features: Yellow 30" w/Hardware	\$616.00


Order No: WN-01118200-R

Description	Retail
 Poly Fender LH Applications: Corn Head - Quasar Features: Red 30" w/Hardware	\$616.00


Order No: WN-01118200-V

Description	Retail
 Poly Fender LH Applications: Corn Head - Quasar Features: Green 30" w/Hardware	\$616.00


Order No: WN-01118300-C

Description	Retail
 Poly Fender Right Hand Applications: Corn Head - Quasar Features: CLAAS Gold 30" w/Hardware	\$616.00

Order No: WN-01118300-G

Description	Retail
 Poly Fender Right Hand Applications: Corn Head - Quasar Features: Yellow 30" w/Hardware	\$616.00


Order No: WN-01118300-R

Description	Retail
 Poly Fender Right Hand Applications: Corn Head - Quasar Features: Red 30" w/Hardware	\$616.00


Order No: WN-01118300-V

Description	Retail
Poly Fender Right Hand Applications: Corn Head - Quasar Features: Green 30" w/Hardware	\$616.00


Order No: WN-01183600-G

Description	Retail
 Poly Fender Left Hand Applications: Corn Head - Quasar Features: Yellow 20" or 22" w/Hardware	\$709.00


Order No: WN-01183600-R

Description	Retail
 Poly Fender Left Hand Applications: Corn Head - Quasar Features: Red 20" or 22" w/Hardware	\$709.00

Order No: WN-01183600-V

Description	Retail
 Poly Fender Left Hand Applications: Corn Head - Quasar Features: Green 20" or 22" w/Hardware	\$709.00

Order No: WN-01183700-G

Description	Retail
 Poly Fender RH Applications: Corn Head - Quasar Features: Yellow 20" or 22" w/Hardware	\$709.00


Order No: WN-01183700-R

Capello®


**Corn Head: Row Unit Cover**

**Outer: Complete Outer Fender Assemblies**

Order No: WN-01183700-R


Description	Retail
 Poly Fender RH Applications: Corn Head - Quasar Features: Red 20" or 22" w/ Hardware	\$709.00

Order No: WN-01183700-V

Description	Retail
 Poly Fender RH Applications: Corn Head - Quasar Features: Green 20" or 22" w/Hardware	\$709.00

**Outer: Complete Outer Snout Assemblies**

Order No: WN-01117101-C

Description	Retail
 Poly Fender Snout Left Hand Applications: Corn Head - Quasar Features: CLAAS Yellow 30" w/Hardware	\$462.00

Order No: WN-01117101-G

Description	Retail
 Poly Fender Snout Left Hand Applications: Corn Head - Quasar Features: Yellow 30" w/Hardware	\$415.00


Order No: WN-01117101-R

Description	Retail
 Poly Fender Snout Left Hand Applications: Corn Head - Quasar Features: Red 30" w/Hardware	\$415.00


Order No: WN-01117101-V

Description	Retail
 Poly Fender Snout Left Hand Applications: Corn Head - Quasar Features: Green 30" w/Hardware	\$415.00


Order No: WN-01117201-C

Description	Retail
 Poly Fender Snout LH CLAAS Yellow 30" w/Hardware Applications: Corn Head - Quasar	\$462.00


Order No: WN-01117201-G

Description	Retail
 Poly Fender Snout RH Applications: Corn Head - Quasar Features: Yellow 30" w/Hardware	\$422.25

Order No: WN-01117201-R

Description	Retail
 Poly Fender Snout RH Applications: Corn Head - Quasar Features: Red 30" w/Hardware	\$422.25


Order No: WN-01117201-V

Description	Retail
 Poly Fender Snout RH Applications: Corn Head - Quasar Features: Green 30" w/Hardware	\$422.25


Order No: WN-01185500-CI

Description	Retail
Poly Snout, Right Hand, Complete 20/22" Applications: Corn Head - Quasar	\$392.00


Order No: WN-01185500-G

Description	Retail
 Poly Fender Snout RH Applications: Corn Head - Quasar Features: Yellow 20" or 22" w/Hardware	\$457.00


Order No: WN-01185500-R

Description	Retail
 Poly Fender Snout RH Applications: Corn Head - Quasar Features: Red 20" or 22" w/Hardware	\$392.00


Order No: WN-01185500-V

Description	Retail
 Poly Fender Snout RH Applications: Corn Head - Quasar Features: Green 20" or 22" w/Hardware	\$457.00


Order No: WN-01185600-G

Description	Retail
 Poly Fender Snout LH Applications: Corn Head - Quasar Features: Yellow 20" or 22" w/Hardware	\$457.00


Order No: WN-01185600-R

Description	Retail
 Poly Fender Snout LH Applications: Corn Head - Quasar Features: Red 20" or 22" w/Hardware	\$457.00

Order No: WN-01185600-V

Description	Retail
 Poly Fender Snout LH Applications: Corn Head - Quasar Features: Green 20" or 22" w/Hardware	\$457.00

Order No: WN-01366300

Description	Retail
 Steel Center Divider Applications: Corn Head - Gladiator Features: Any Row Spacing, Any Direction, Metal, Gladiator	\$479.00

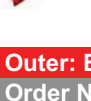
Order No: WN-01366400

Description	Retail
 Steel Right Divider Applications: Corn Head - Gladiator Features: Any Row Spacing, Any Direction, Metal, Gladiator	\$458.00


Order No: WN-01366500

Description	Retail
 Steel Left Divider Applications: Corn Head - Gladiator Features: Any Row Spacing, Any Direction, Metal, Gladiator	\$458.00

Order No: WN-01366500


Description	Retail
 Ear Saver Mounting Plate Applications: Corn Head - Quasar Features: Ear Saver Mounting Plate, LH/RH Snout, 20/22 Heads	\$9.50

Order No: WN-01185700


Description	Retail
 Ear Saver Mounting Plate Applications: Corn Head - Quasar Features: Ear Saver Mounting Plate, LH/RH Snout, 20/22 Heads	\$9.50

**Outer: Outer Fender Spare Parts**


Order No: WN-01046000

Description	Retail
 Support Rod Applications: Corn Head - Quasar Features: Support Rod for Poly Fender	\$31.50


Order No: WN-01046200

Description	Retail
 Support Rod Applications: CAPELLO CORN HEADS Features: Rigid Models, Poly Fender Support	\$31.50

Order No: WN-01070700

Description	Retail
 Plate Applications: Corn Head - Quasar Features: Fender Hinge Plate	\$38.50

Order No: WN-01070705

Description	Retail
 Fender Bracket Applications: Corn Head - Quasar Features: Rigid Heads 20', 22", 30", 36" and 38" Heads	\$145.00


Order No: WN-01075800

Capello®


**Corn Head: Row Unit Cover**

**Outer: Outer Fender Spare Parts**


Order No: WN-01075800

Description	Retail
 Support Mount Applications: Corn Head - Quasar Features: Support Mount for Rod on Poly Fenders	\$2.25


Order No: WN-01086102

Description	Retail
 Support Holder Applications: Corn Head - Quasar Features: Poly Fender Support Rod Storage Holder	\$9.75


Order No: WN-01096200

Description	Retail
 Front Plate Applications: Corn Head - Quasar Features: All 30" Fenders	\$35.75

Order No: WN-01097900

Description	Retail
 Support RH Applications: Corn Head - Quasar Features: Right Hand Fender Support	\$119.25


Order No: WN-01098000

Description	Retail
 Support LH Applications: Corn Head - Quasar Features: Left Hand Fender Support	\$106.00


Order No: WN-01099400

Description	Retail
 Support Rod Holder Applications: Corn Head - Quasar Features: Fender Support	\$2.25


Order No: WN-01101001

Description	Retail
 Mounting Bracket Applications: Corn Head - Quasar Features: Folding Fender Auger Mounting Bracket	\$32.50


Order No: WN-01101101

Description	Retail
 Mounting Bracket Applications: Corn Head - Quasar Features: Folding Fender Auger Mounting Bracket	\$19.75


Order No: WN-01101301

Description	Retail
 Pivot Bracket Applications: Corn Head - Quasar Features: Folding Fender Auger Pivot Bracket	\$94.25


Order No: WN-01101400

Description	Retail
 Up Housing Applications: Corn Head - Quasar Features: Poly Fender Up Housing	\$41.75


Order No: WN-01101500

Description	Retail
 Pawl Left Folding Fender Applications: Corn Head - Quasar Features: LH Folding Fender Bracket 30"	\$25.00


Order No: WN-01101600

Description	Retail
 Pawl Right Folding Fender Applications: Corn Head - Quasar Features: RH Folding Fender Bracket, 30"	\$25.00


Order No: WN-01101700

Description	Retail
 Pawl Right Folding Fender Applications: Corn Head - Quasar Features: RH Folding Fender Bracket, 30"	\$25.00


Order No: WN-01101900

Description	Retail
 Pawl Left Folding Fender Applications: Corn Head - Quasar Features: LH Folding Fender Bracket, 30"	\$25.00


Order No: WN-01117600

Description	Retail
 Poly Snout Support Chain Folding Head Applications: Corn Head - Quasar Features: Folding Head, Chain Between Snout and Divider	\$18.75

Order No: WN-01179700

Description	Retail
 Rear Fender Cover LH Applications: Corn Head - Quasar Features: Behind Fender Cover, LH Side	\$109.00


Order No: WN-01179800

Description	Retail
 Rear Fender Cover RH Applications: Corn Head - Quasar Features: Behind Fender Cover, RH Side	\$109.00


Order No: WN-01183200

Description	Retail
" Fenders" data-bbox="505 405 560 440"/> Front Plate 20"/" Fenders Applications: Corn Head - Quasar Features: Poly Fender, Front Plate, LH & RH, 20" & 22" Heads	\$28.25

Order No: WN-01183300

Description	Retail
 Support RH Applications: Corn Head - Quasar Features: RH Fender, Bottom Frame Support, 20" & 22" Heads	\$82.25

Order No: WN-01183400

Description	Retail
 Support LH Applications: Corn Head - Quasar Features: LH Fender, Bottom Frame Support, 20" & 22" Heads	\$77.00


Order No: WN-01183500

Description	Retail
" Heads" data-bbox="505 645 560 680"/> Fender Pivot Bracket LH or RH 20"/" Heads Applications: Corn Head - Quasar Features: Pivot Bracket, LH & RH Fenders, 20/22" Heads	\$73.75


Order No: WN-01184000

Description	Retail
" Poly" data-bbox="505 725 560 750"/> Locking Latch 20"/" Poly Applications: Corn Head - Quasar Features: Latch Lock, Poly Fender, 20/22" Heads	\$66.50

Order No: WN-01184100

Description	Retail
 Mounting Bracket RH Applications: Corn Head - Quasar Features: Poly Fender Mount Bracket, RH Side, 20/22" Heads	\$45.75

Order No: WN-01184200

Description	Retail
 Mounting Bracket LH Applications: Corn Head - Quasar Features: Poly Fender Mount Bracket, LH Side, 20/22" Heads	\$45.75

Order No: WN-01184800


Capella®




**Corn Head: Row Unit Cover**

**Outer: Outer Fender Spare Parts**


Order No: WN-01184800

Description	Retail
 Hinge 20/22" Fender Snout Applications: Corn Head - Quasar Features: Poly Fender Snout Hinge Pivot, 20/22"	\$26.00


Order No: WN-02001600

Description	Retail
 Eyebolt-PTO Hanger Applications: Corn Head - Quasar Features: Fender Eyebolt	\$8.25


Order No: WN-03412200-G

Description	Retail
 Poly Fender Cover Applications: Corn Head - Quasar Features: Yellow	\$193.00

Order No: WN-03412200-R


Description	Retail
 Poly Fender Cover Applications: Corn Head - Quasar Features: Red	\$193.00

Order No: WN-03412200-V


Description	Retail
 Poly Fender Cover Applications: Corn Head - Quasar Features: Green	\$193.00

**Outer: Outer Snout Spare Parts**


Order No: WN-01098801

Description	Retail
 Hinge RH Applications: Corn Head - Quasar Features: 30" RH Fender Snouts	\$27.25


Order No: WN-01099000

Description	Retail
 Member LH Applications: Corn Head - Quasar Features: 30" LH Fender Snouts, Horseshoe Bracket	\$52.00


Order No: WN-01099100

Description	Retail
 Member RH Applications: Corn Head - Quasar Features: 30" RH Fender Snouts, Horseshoe Bracket	\$52.00


Order No: WN-01184900

Description	Retail
 Frame Support 20/22" Poly Snouts Applications: Corn Head - Quasar Features: Frame Mount, RH Poly Snout, 20/22" Heads	\$50.00


Order No: WN-01185000

Description	Retail
 Frame Support 20/22" Poly Snouts Applications: Corn Head - Quasar Features: Frame Support, LH Snout, 20/22" Heads	\$50.00


Order No: WN-01185100

Description	Retail
 Inner Wear Strip RH Applications: Corn Head - Quasar Features: Poly Snout Inner Wear Strip, 20/22 Heads, Stainless Steel	\$15.75

Order No: WN-01185200


Description	Retail
 Outer Wear Strip Applications: Corn Head - Quasar Features: Wear Plate, Outer Snouts, Stainless Steel	\$15.75

Order No: WN-01185400

Description	Retail
 Inner Wear Strip LH Applications: Corn Head - Quasar Features: Poly LH Snout, Inner Wear Strip, 20/22" Heads, Stainless Steel.	\$15.75

**Outer: Points**


Order No: WN-03411401

Description	Retail
 Poly Wear Tip Applications: Capello Corn Heads Features: For Left or Right Hand Fender Snouts, Cast	\$28.25


**Forage Harvester Head: Cutter Bar**

**Cutter Bar: Knives**

Order No: WN-E1-80053

Description	Retail
 Right Blade- Sold In Package of 25 Applications: Forage Head - Spartan Features: 2nd Generation	\$75.00


Order No: WN-E1-80054

Description	Retail
 Left Blade- Sold In Package of 25 Applications: Forage Head - Spartan Features: 2nd Generation	\$75.00

**Forage Harvester Head: Frame & Sheeting**

**Frame & Sheeting: Adapter Plate**


Order No: WN-E1-50044

Description	Retail
 Pivot Spring Applications: Forage Head - Spartan Features: Adapter Plate	\$52.00

**Miscellaneous: Lights**

**Accessories: Wiring**


Order No: WN-CH135

Description	Retail
 Light, Harness Applications: Various Features: 35' Harness w/ Male & Female Connector	\$45.00

**Sunflower Head: Cutter Bar**

**Cutter Bar: Drives**

Order No: WN-S1-30027

Description	Retail
 Chain Guide Applications: Sunflower Head - Helian., Corn Head - Quasar Features: Chain Drive, Side Cover, Helin 7500 & 9400, 830 Folding	\$63.00

Capello®


# REDEKOP™

Crop Residue Management

# Replacement Parts

## MAV™ Straw Chopper

The best residue management by delivering the widest spread and finest chop.



### Rotor Upgrades

Upgrade your combine rotor to boost your residue management performance.

### Blade Kits

High Quality, Long Life blades.



For more information, contact WTP Implements  
[www.strawchopper.com](http://www.strawchopper.com)  
1-855-227-3556 ■ [info@WTPimplements.com](mailto:info@WTPimplements.com)

# Table of Contents






## Categorized Listing

<b>Redekop®</b>	<b>1</b>
Combine: Choppers & Spreaders	1
Chopper: Assembly	1
Chopper: Drive	1
Chopper: Rotor & Blades	3
Chopper: Sheet Metal	7







---










<b>Combine: Choppers &amp; Spreaders</b>	
<b>Chopper: Assembly</b>	
<b>Order No: WN-RK-CD487BA</b>	
<b>Description</b>	<b>Retail</b>
Chopper, MAV Rotor	\$5,169.75
Features: Fg 9860 Prem STS TN Assembly - Step 1.5in - Black	
<b>Chopper: Drive</b>	
<b>Order No: WI-RK-201-010</b>	
<b>Description</b>	<b>Retail</b>
Chopper Drive Kit	\$495.00
Applications: 5088, 6088, 7088	
Features: Redekop, with internal Chopper	
<b>Order No: WN-RK-370011</b>	
<b>Description</b>	<b>Retail</b>
Circlip Internal	\$4.00
Features: M52x2TK YZD	
<b>Order No: WN-RK-443898</b>	
<b>Description</b>	<b>Retail</b>
Chopper, Ball Bearing, Flat	\$19.50
Features: 25ID x 52OD, 15W SKF-6205	
<b>Order No: WN-RK-84072441</b>	
<b>Description</b>	<b>Retail</b>
Chopper, Ribbed Idler	\$129.50
Features: 160 Fd, 60 Fw, Black	
<b>Order No: WN-RK-84221086</b>	
<b>Description</b>	<b>Retail</b>
Chopper, Sleeve Flat Idler	\$65.00
<b>Order No: WN-RK-84221105</b>	
<b>Description</b>	<b>Retail</b>
Chopper, Flat Idler	\$381.00
Features: 5.35 W x 6.85 OD, Black	
<b>Order No: WN-RK-84287963</b>	
<b>Description</b>	<b>Retail</b>
Chopper, Bushing Spindle Idler	\$35.50
Features: CNH	
<b>Order No: WN-RK-BE1B122</b>	
 <b>Description</b>	<b>Retail</b>
Chopper, V-Belt	\$68.75
Features: 1B, 122L	
<b>Order No: WN-RK-BE2B133K</b>	
 <b>Description</b>	<b>Retail</b>
Chopper, Drive, V-Belt	\$231.75
Features: 2B, 133L, Kevlar	
<b>Order No: WN-RK-BE2B136K</b>	
<b>Description</b>	<b>Retail</b>
Chopper, V-Belt	\$237.00
Features: 2B, 136L, Kevlar	
<b>Order No: WN-RK-BE2B146K</b>	
 <b>Description</b>	<b>Retail</b>
Chopper, Drive, V-Belt	\$266.50
Applications: CR920, CR940, CR960, CR970, CR9040, CR9060, CR9070, CR9080, CR9090	
Features: 2B, 146L, Kevlar	
<b>Order No: WN-RK-BE2B173</b>	

<b>Description</b>	<b>Retail</b>
 Chopper, Drive, V-Belt	\$231.75
Applications: 9500, 9510, 9600, 9610, 9650, 9660	
Features: 2B, 173L, Walker Machines	
<b>Order No: WN-RK-BE2B178</b>	
<b>Description</b>	<b>Retail</b>
 Chopper, Drive, V-Belt	\$238.50
Applications: 9650	
Features: 2B, 178L	
<b>Order No: WN-RK-BE2B185K</b>	
<b>Description</b>	<b>Retail</b>
 Chopper, V-Belt	\$322.25
Features: 2B, 185L, Kevlar	
<b>Order No: WN-RK-BE2B192K</b>	
<b>Description</b>	<b>Retail</b>
Chopper, V-Belt	\$334.50
Features: 2B, 188L, Kevlar	
<b>Order No: WN-RK-BE2B195K</b>	
<b>Description</b>	<b>Retail</b>
 Chopper, V-Belt	\$339.75
Features: 2B 195L Kevlar	
<b>Order No: WN-RK-BE2B218K</b>	
<b>Description</b>	<b>Retail</b>
Chopper, V-Belt	\$379.75
Features: 2B, 218L, Kevlar	
<b>Order No: WN-RK-BE2B225K</b>	
<b>Description</b>	<b>Retail</b>
 Chopper, V-Belt	\$392.00
Features: 2B, 225L, Kevlar	
<b>Order No: WN-RK-BE2B235K</b>	
<b>Description</b>	<b>Retail</b>
Chopper, V-Belt	\$409.25
Features: 2B 235L Kevlar	
<b>Order No: WN-RK-BE2B240K</b>	
<b>Description</b>	<b>Retail</b>
 Chopper, V-Belt	\$418.00
Features: 2B 240L Kevlar	
<b>Order No: WN-RK-BE2B255K</b>	
<b>Description</b>	<b>Retail</b>
Chopper, Drive, V-Belt	\$444.25
Features: 2B, 255L, Kevlar	
<b>Order No: WN-RK-BE2BX103K</b>	
<b>Description</b>	<b>Retail</b>
 Chopper, Drive, V-Belt	\$246.75
Features: 2 BX, 103L. Kevlar	
<b>Order No: WN-RK-BE2C132K</b>	
<b>Description</b>	<b>Retail</b>
Chopper, V-Belt	\$277.50
Features: 2C, 132L, Kevlar	
<b>Order No: WN-RK-BE3B144K</b>	
<b>Description</b>	<b>Retail</b>
 Chopper, Belt	\$461.75
<b>Order No: WN-RK-BE3B218K</b>	

Redekop®

<b>Combine: Choppers &amp; Spreaders</b>	
<b>Chopper: Drive</b>	
<b>Order No: WN-RK-BE3B218K</b>	
 <b>Description</b>	<b>Retail</b>
Chopper, Drive, V-Belt Applications: TR97, TR98, TR99 Features: 3B, 218L, Kevlar	\$564.50
<b>Order No: WN-RK-BE3B88K</b>	
 <b>Description</b>	<b>Retail</b>
Chopper, V-Belt Features: 88L, Kevlar	\$330.00
<b>Order No: WN-RK-CG138B</b>	
<b>Description</b>	<b>Retail</b>
Chopper, Bracket Drive Shield Features: Mt, 8L, Black	\$34.00
<b>Order No: WN-RK-CG226-01</b>	
<b>Description</b>	<b>Retail</b>
Chopper, Belt Features: Tboard Seal 55W	\$44.25
<b>Order No: WN-RK-CH104-01</b>	
<b>Description</b>	<b>Retail</b>
Chopper, Chaffer Pan Belt Features: 67W	\$56.00
<b>Order No: WN-RK-CH123B</b>	
<b>Description</b>	<b>Retail</b>
Chopper, Speed Sensor Pickup Mount Features: 2 Lug, 1.5", Black	\$89.00
<b>Order No: WN-RK-CH151-01</b>	
 <b>Description</b>	<b>Retail</b>
Chopper, Belt Features: CR 970, Straw Door	\$75.25
<b>Order No: WN-RK-CH156B</b>	
<b>Description</b>	<b>Retail</b>
Chopper, Mount Bracket, Speed Sensor Features: For 1.5" Bearing	\$63.75
<b>Order No: WN-RK-CH339B</b>	
 <b>Description</b>	<b>Retail</b>
Chopper, Mount Bracket, Speed Sensor Features: For 50mm Bearing	\$63.75
<b>Order No: WN-RK-CH339BA</b>	
 <b>Description</b>	<b>Retail</b>
Chopper, Speed Sensor Assembly Features: Includes Mount CH339B and Cover CH340B	\$113.75
<b>Order No: WN-RK-CH340B</b>	
 <b>Description</b>	<b>Retail</b>
Chopper, Speed Sensor Shield Features: For 50mm Bearing, NH	\$42.75
<b>Order No: WN-RK-CH345BA</b>	
<b>Description</b>	<b>Retail</b>
Chopper, Drive Assembly, Handle CR Features: Black	\$150.75
<b>Order No: WN-RK-CH349B</b>	
<b>Description</b>	<b>Retail</b>
Chopper, Latch Plate	\$28.50


Features: Curved Drive Handle, Black	
<b>Order No: WN-RK-CH370B</b>	
<b>Description</b>	<b>Retail</b>
Chopper, Speed Mount Sensor	\$88.00
<b>Order No: WN-RK-CH530B</b>	
<b>Description</b>	<b>Retail</b>
Chopper, Drive Shield Features: CT Triple Drive, Black	\$604.75
<b>Order No: WN-RK-CS128B</b>	
<b>Description</b>	<b>Retail</b>
Chopper, STD Idler Drive Features: Black	\$368.25
<b>Order No: WN-RK-CS156B</b>	
<b>Description</b>	<b>Retail</b>
Chopper, Idler Arm Features: Black	\$131.00
<b>Order No: WN-RK-RP105</b>	
 <b>Description</b>	<b>Retail</b>
Chopper, Spring Gas Shock Assembly	\$102.25
<b>Order No: WN-RK-RP120</b>	
<b>Description</b>	<b>Retail</b>
Chopper, Pulley Features: 2B, 1.4 pf, SK	\$228.25
<b>Order No: WN-RK-RP121</b>	
 <b>Description</b>	<b>Retail</b>
Chopper, Pulley Features: 2B 9.0 pd SK	\$155.50
<b>Order No: WN-RK-RP129</b>	
 <b>Description</b>	<b>Retail</b>
Chopper, Pulley Features: 2B, 8.6 pd SK	\$152.50
<b>Order No: WN-RK-RP135</b>	
 <b>Description</b>	<b>Retail</b>
Chopper, Idler Pulley Features: Ribbed 6.0Fd 1.625w .625id Yzd	\$67.75
<b>Order No: WN-RK-RP136</b>	
 <b>Description</b>	<b>Retail</b>
Chopper, Pulley Features: 2B, 9.4 pd SK	\$162.75
<b>Order No: WN-RK-RP138</b>	
<b>Description</b>	<b>Retail</b>
Chopper, Electric Harness Features: 2W x 72L Deutsch Con	\$91.25
<b>Order No: WN-RK-RP166</b>	
 <b>Description</b>	<b>Retail</b>
Chopper, Pulley Features: 3B, 18.4 pd SK	\$385.25
<b>Order No: WN-RK-RP182</b>	
 <b>Description</b>	<b>Retail</b>
Chopper, Pulley Features: 2B, 8.0 pd SK	\$132.00
<b>Order No: WN-RK-RP208</b>	

Redekop®


**Combine: Choppers & Spreaders**

**Chopper: Drive**


Order No: WN-RK-RP208

Description	Retail
 Chopper, Pulley	\$121.25
Features: 2B, 7.0 pd SK	

Order No: WN-RK-RP247

Description	Retail
 Chopper, Idler Pulley	\$67.50
Features: Ribbed, 8.0FD, 1.5FW, .625ID Yzd	

Order No: WN-RK-RP667

Description	Retail
 Chopper, Pulley	\$188.75
Features: 2B, 11.0 pd SK	

Order No: WN-RK-RP781

Description	Retail
Chopper, Pulley	\$228.00
Features: 3B, 11.0 pd, SK	

Order No: WN-RK-RP782

Description	Retail
Chopper, Taper Bushing	\$54.75
Features: SF 48mm ID	

Order No: WN-RK-RP802

Description	Retail
Chopper, Pulley	\$527.00
Features: 3B, 15.4PD SK	

**Chopper: Rotor & Blades**

Order No: WN-RK-B11-0824

Description	Retail
Chopper, Hex Bolt	\$1.00
Features: .5 x 1.5 Unc Gr5 Yzd B18.2.1	

Order No: WN-RK-B11M-1690

Description	Retail
Chopper, Hex Bolt	\$2.50
Features: M16 x 90 C8.8 Yzd Iso4014	


Order No: WN-RK-B12M-1060

Description	Retail
Chopper, Hex Bolt	\$1.50
Features: M10x60, C10.9 YZD, ISO 4014	

Order No: WN-RK-B12M-1250

Description	Retail
Chopper, Hex Bolt	\$2.50
Features: M12x50, C10.9 YZD, ISO 4014	

Order No: WN-RK-B12M-1260

Description	Retail
 Chopper, Hex Bolt	\$3.00
Features: M12x60, C10.9 YZD, ISO4014	

Order No: WN-RK-B21M-0820

Description	Retail
Chopper, Bolt Flange	\$1.25
Features: M8 x 20 C8.8 Yzd Iso8102 (DIN 6921)	

Order No: WN-RK-B21M-0825

Description	Retail
Chopper, Flange Bolt	\$1.25

Features: M8 x 25 C8.8 Yzd Iso8102 (DIN 6921)

Order No: WN-RK-B21M-0835

Description	Retail
Chopper, Flange Bolt	\$1.50
Features: M8x35, C8.8 Yzd, ISO 8102	

Order No: WN-RK-B21M-16100

Description	Retail
Chopper, Flange Bolt	\$3.00
Features: M16 x 100 C8.8 Yzd Iso8102 (DIN 6921)	


Order No: WN-RK-B31M-0816

Description	Retail
Chopper, Bolt	\$1.25
Features: RH M8 x 16 C8.8 Yzd Iso8678 Short Neck	

Order No: WN-RK-B31M-0825

Description	Retail
Chopper, Bolt	\$1.50
Features: RH M8 x 25 C8.8 Yzd Iso8678 Short Neck	

Order No: WN-RK-BE1C248

Description	Retail
 Chopper, V-Belt	\$179.25
Features: 1C, 248L	


Order No: WN-RK-BE1C248K

Description	Retail
 Chopper, V-Belt	\$232.75
Features: 1C 248L Kevlar	


Order No: WN-RK-BE2B116K

Description	Retail
 Chopper, V-Belt	\$202.25
Features: 116L Kevlar	


Order No: WN-RK-BE2B142K

Description	Retail
 Chopper, V-Belt	\$259.25
Features: 2B, 142L, Kevlar	

Order No: WN-RK-BE2B150K

Description	Retail
 Chopper, V-Belt	\$273.75
Features: 2B 150L, Kevlar	

Order No: WN-RK-BE2B242K

Description	Retail
 Chopper, V-belt	\$421.50
Features: 2B, 242L, Kevlar	

Order No: WN-RK-BE2C124K

Description	Retail
Chopper, V-Belt	\$260.75
Features: 2C, 124L, Kevlar	

Order No: WN-RK-BE3B146K

Description	Retail
Chopper, V-Belt	\$468.00
Applications: CR9080, CR9090	
Features: 3B, 146L Kevlar	

Order No: WN-RK-BE3B150K


Redekopp®



**Combine: Choppers & Spreaders**

**Chopper: Rotor & Blades**


Order No: WN-RK-BE3B150K

Description	Retail
 Chopper, V-Belt	\$481.00
Features: 3B 150L Kevlar	


Order No: WN-RK-BE3B242K

Description	Retail
Chopper, V-Belt	\$626.75
Features: 3B, 242L. Kevlar	


Order No: WN-RK-BK500

Description	Retail
 Chopper, Replacement Blade Kit	\$141.00
Features: HA500L/R, 4 Pair	


Order No: WN-RK-BK505

Description	Retail
 Chopper, Replacement Blade Kit	\$147.00
Features: HA505L/R (4 Pair)	

Order No: WN-RK-BK505C

Description	Retail
 Chopper Replacement Blade Kit	\$202.00
Features: HA505LC/RC, 4 Pair	


Order No: WN-RK-BK520

Description	Retail
 Chopper, Rotor, Washer Kit	\$62.75
Features: Includes 20 x HA520, .406ID, 1.25OD Hrd	


Order No: WN-RK-BK530

Description	Retail
 Chopper, Bushing Kit	\$220.50
Features: for HA500 Blades, Includes HA530 x 20	

Order No: WN-RK-BK535

Description	Retail
 Chopper, Bushing Kit	\$220.50
Features: for HA505 Blade, Includes 20 x HA535, 10mm Bore	


Order No: WN-RK-BK550L

Description	Retail
 MAV Fan Blade	\$306.25
Features: Left, 1.5 (6)	


Order No: WN-RK-BK550R

Description	Retail
 MAV Fan Blade	\$306.25
Features: Right, Lt 1.5 (6)	

Order No: WN-RK-BK553

Description	Retail
 Chopper, Bushing Kit	\$294.00
Features: Includes 20 x HA553	

Order No: WN-RK-BK555

Description	Retail
 Chopper, Rotor, Washer Kit	\$73.50
Features: Includes 20 x HA555, .485ID, 1.25OD, Hrd	

Order No: WN-RK-BK568

Description	Retail
Chopper, Bushing Kit	\$294.00
Features: HA568, 20 Pieces, .885BD .860LD.406ID, JD 70 Series	

Order No: WN-RK-BK569

Description	Retail
Bushing Kit	\$294.00
Features: Includes 20 x HA659, .885 BD, .860 LD, .406 ID, JD 60S	

Order No: WN-RK-BK570L

Description	Retail
Chopper, Replacement Fan Blade Kit	\$404.25
Features: 6 Lefts, HA570L	

Order No: WN-RK-BK570R

Description	Retail
Chopper, Replacement Fan Blade Kit	\$404.25
Features: 6 Pieces, Right	

Order No: WN-RK-BK580C

Description	Retail
Chopper, Replacement Blade Kit	\$114.75
Applications: 9400, 9410, 9500, 9510, 9550, 9560, 9600, 9610, 9650CTS, 9650, 9660CTS, 9660, CTS, CTSII	
Features: Redekop, HA580LC/RC (4 Pair), AH205909 All with Factory Fine Cut Rotor - Paddle Blades	

Order No: WN-RK-BK581

Description	Retail
Chopper, Bushing Kit	\$294.00
Features: Includes 20 HA581, .885 BD, .978 LD, .485ID Hrd	

Order No: WN-RK-BK590C

Description	Retail
Chopper, Replacement Blade Kit	\$202.00
Features: Includes 4 x HA590LC/RC (4 Pair)	

Order No: WN-RK-BK592

Description	Retail
Bushing Kit	\$294.00
Features: Includes 20 x HA592	

Order No: WN-RK-BK593

Description	Retail
Bushing Kit	\$294.00
Features: Includes 20 x HA593	

Order No: WN-RK-BK610

Description	Retail
Chopper, Bushing Kit	\$220.50
Features: Includes 20 HA610, for HA600 Blades	

Order No: WN-RK-BK650

Description	Retail
Chopper, Replacement Blade Kit	\$92.00
Features: Includes 8 x HA650	

Order No: WN-RK-BK650C

Description	Retail
Chopper, Replacement Blade Kit	\$183.75
Features: Includes 8 x HA650C	

Order No: WN-RK-BK680

Description	Retail
Chopper, Replacement Blade Kit	\$183.75
Features: Includes 8 x HA650C	

Redekop®

<b>Combine: Choppers &amp; Spreaders</b>	
<b>Chopper: Rotor &amp; Blades</b>	
<b>Order No: WN-RK-BK680</b>	
<b>Description</b>	<b>Retail</b>
Chopper, Replacement Blade Kit	\$85.75
Features: HA680 (8)	
<b>Order No: WN-RK-BK690C</b>	
 <b>Description</b>	<b>Retail</b>
Chopper, Replacement Blade Kit	\$183.75
Features: Includes 8 HA690C	
<b>Order No: WN-RK-BK720</b>	
 <b>Description</b>	<b>Retail</b>
Chopper, Replacement Blade Kit	\$171.25
Applications: JD, AG, CT, MF	
Features: Redekop, 10 Blades	
<b>Order No: WN-RK-BK730</b>	
<b>Description</b>	<b>Retail</b>
Chopper, Replacement Blade Kit	\$98.00
Features: HA730, 10 Blades	
<b>Order No: WN-RK-BK740</b>	
<b>Description</b>	<b>Retail</b>
Chopper, Replacement Blade Kit	\$173.00
Features: HA740, 10 Blades	
<b>Order No: WN-RK-BR100</b>	
 <b>Description</b>	<b>Retail</b>
Chopper, Bearing Ball	\$64.00
Features: Sph 1.5 ID c/w Lock Collar	
<b>Order No: WN-RK-CA111-01</b>	
<b>Description</b>	<b>Retail</b>
Chopper, Belt Hood	\$90.25
Features: AGCO, 63W	
<b>Order No: WN-RK-CA373-01</b>	
<b>Description</b>	<b>Retail</b>
Chopper, Belt	\$121.25
Features: AGCO, Wide Sieve Ext	
<b>Order No: WN-RK-CD132B</b>	
<b>Description</b>	<b>Retail</b>
Chopper, Rod Idler Adj	\$60.25
Features: Black	
<b>Order No: WN-RK-CD162G</b>	
<b>Description</b>	<b>Retail</b>
Chopper, Guard Knife bar	\$142.50
Features: 54.7L STS, Green	
<b>Order No: WN-RK-CD220B</b>	
<b>Description</b>	<b>Retail</b>
Guard Rear Chopper	\$148.25
Features: 9600, Black	
<b>Order No: WN-RK-CD593ZA</b>	
<b>Description</b>	<b>Retail</b>
Chopper, Pin Roof STS Latch Assembly	\$27.25
<b>Order No: WN-RK-CG160B</b>	
<b>Description</b>	<b>Retail</b>
Chopper, Knife bar Guard	\$137.75
<b>Order No: WN-RK-CG167A</b>	
<b>Description</b>	<b>Retail</b>
Chopper, Knife Bar Assembly	\$1,415.00

Features: MAV 65L	
<b>Order No: WN-RK-CG301BA</b>	
<b>Description</b>	<b>Retail</b>
Knife Bar Assembly	\$1,712.75
Features: MAV 67L, Black	
<b>Order No: WN-RK-CG311B</b>	
<b>Description</b>	<b>Retail</b>
Chopper, Board Chaff Wide	\$578.50
Features: Black	
<b>Order No: WN-RK-CH135Z</b>	
<b>Description</b>	<b>Retail</b>
Chopper, Tension Link	\$88.25
Features: 21.5L - YZD	
<b>Order No: WN-RK-CH140Z</b>	
<b>Description</b>	<b>Retail</b>
Chopper, Spacer	\$12.75
Features: .44ID x .88OD x .31L, Yzd	
<b>Order No: WN-RK-CH161Z</b>	
 <b>Description</b>	<b>Retail</b>
Chopper, Eyebolt	\$43.00
Features: M10x100 Yzd	
<b>Order No: WN-RK-CH177Z</b>	
<b>Description</b>	<b>Retail</b>
Chopper, Universal Pivot	\$31.25
<b>Order No: WN-RK-CH225-01</b>	
<b>Description</b>	<b>Retail</b>
Chopper, Belting Sieve Ext	\$23.75
Features: CR970	
<b>Order No: WN-RK-CH248-01</b>	
 <b>Description</b>	<b>Retail</b>
Chopper, Belt	\$92.00
Features: CR970, Straw Door	
<b>Order No: WN-RK-CH348B</b>	
<b>Description</b>	<b>Retail</b>
Chopper, Spring Length Indicator	\$3.50
Features: 5.5L, Black	
<b>Order No: WN-RK-CH356B</b>	
<b>Description</b>	<b>Retail</b>
Chopper, Upper Shield Bracket	\$44.25
Features: CR 9000, Black	
<b>Order No: WN-RK-CH509B</b>	
<b>Description</b>	<b>Retail</b>
Chopper, Column Belt Mount	\$183.50
Features: 67", Black	
<b>Order No: WN-RK-CH514B</b>	
<b>Description</b>	<b>Retail</b>
Chopper, Strap	\$80.00
Features: Wide Sieve Ext, Black, AGCO	
<b>Order No: WN-RK-CH523ZA</b>	
<b>Description</b>	<b>Retail</b>
Chopper, Overcenter Pin Assembly	\$87.50
<b>Order No: WN-RK-CH524Z</b>	
<b>Description</b>	<b>Retail</b>
Chopper, Overcenter Tension Rod	\$51.00

Redekop®

**Combine: Choppers & Spreaders**

**Chopper: Rotor & Blades**

**Order No: WN-RK-CH533B**

**Description** **Retail**  
Chopper, Lug Tension Mount \$21.25

Features: Black

**Order No: WN-RK-CS105BL**

**Description** **Retail**  
Chopper, Deflector Inlet \$41.25

Features: Left, Black

**Order No: WN-RK-CS105BR**

**Description** **Retail**  
Chopper, Deflector Inlet \$41.25  
Applications: CIH  
Features: Right, Black

**Order No: WN-RK-CS416B**

**Description** **Retail**  
Chopper, Idler Adj Arm \$44.75

Features: Black

**Order No: WN-RK-HA591**

**Description** **Retail**  
Chopper, Bushing \$15.50

Features: BD .755, LD .960, ID .485, Claas Conversion w/ A Bld

**Order No: WN-RK-HA800**

**Description** **Retail**  
Chopper Blade \$49.75

**Order No: WN-RK-IH220B**

**Description** **Retail**  
Chopper, Belt Guard \$57.75

Features: Black

**Order No: WN-RK-K100**

**Description** **Retail**  
Chopper, Bushing Kit \$667.00

Features: HA568, 48 Pieces, .885BD .860LD.406ID, JD 70 Series

**Order No: WN-RK-N11M-10**

**Description** **Retail**  
Hex Nut \$0.50

Features: M10 C8 Yzd Iso4032

**Order No: WN-RK-N11M-12**

**Description** **Retail**  
Chopper, Hex Nut \$0.50

Features: M12 C8 Yzd Iso4032

**Order No: WN-RK-N20-08**

**Description** **Retail**  
Chopper, Flange Nut \$0.50

Features: .5 Unc Gr A Yzd

**Order No: WN-RK-N21M-08**

**Description** **Retail**  
Chopper, Flange Nut \$1.00

Features: M8 C8 Yzd, ISO 4161

**Order No: WN-RK-N42M-10**

**Description** **Retail**  
Chopper, Lock Nut \$1.00

Features: M10, C10 YZD, DIN 980V

**Order No: WN-RK-N42M-12**



**Description** **Retail**  
Chopper, Lock Nut \$1.25

Features: M12, C10 YZD, Din 980V

**Order No: WN-RK-NH79**

**Description** **Retail**  
Chopper, Compression Spring \$17.75

Features: .23 WR, 134 OD 8 L

**Order No: WN-RK-P21M-0228**

**Description** **Retail**  
Chopper, Cotter Pin \$0.50

Features: M2 x 28 Yzd

**Order No: WN-RK-P21M-0536**

**Description** **Retail**  
Chopper, Cotter Pin \$1.00

Features: M5x36 Yzd

**Order No: WN-RK-P51-0720**

**Description** **Retail**  
Chopper, Clevis Pin \$3.00

Features: .4375x1.25 Yzd

**Order No: WN-RK-Q21M-25**

**Description** **Retail**  
Chopper, Snap Ring Extension \$1.25

Features: M8 Yzd

**Order No: WN-RK-RD512B**

**Description** **Retail**  
Chopper, Knife bar \$358.25

Features: JD 9500 Factory Replacement, Black

**Order No: WN-RK-RP111**

**Description** **Retail**  
Chopper, Bushing \$18.25

Features: Dx 1.19 id x 1.34 od x .79 L, Motion part #00361A21127

**Order No: WN-RK-RP134**

**Description** **Retail**  
Chopper, Spring-C \$27.50

Features: .230WR, 1.345OD, 8.00L

**Order No: WN-RK-RP169**



**Description** **Retail**  
Chopper, Taper Bushing \$41.50

Features: SK 1.75 ID

**Order No: WN-RK-RP174**



**Description** **Retail**  
Chopper, Taper Bushing \$41.50

Features: SK 1.5 ID

**Order No: WN-RK-RP219**

**Description** **Retail**  
Bushings \$16.50

Features: Dx .98 id x 1.10 od x .79 L

**Order No: WN-RK-RP290**

**Description** **Retail**  
Chopper, Keystock \$7.25

Features: 14mm x 9mm x 50mm, L


**Order No: WN-RK-RP291**



**Combine: Choppers & Spreaders**


**Chopper: Rotor & Blades**

Order No: WN-RK-RP291

Description	Retail
 Chopper, Taper Bushing	\$41.50


Features: SK 50mm ID

Order No: WN-RK-RP295A

Description	Retail
 Chopper, Bearing Assembly	\$196.00

Features: 50mm ID, ECL 4B, Cast Flange

Order No: WN-RK-RP697

Description	Retail
 Chopper, Housing Flange	\$43.00

Features: 4 Bolt, F208G

Order No: WN-RK-W11M-12

Description	Retail
Chopper, Flat Washer	\$0.50

Features: M12x24x2.5 Yzd

Order No: WN-RK-W11M-16

Description	Retail
Chopper, Flat Washer	\$0.75

Features: M16x32x3.5 Yzd

Order No: WN-RK-W13M-10

Description	Retail
Chopper, Flat Washer	\$0.50

Features: M10 x 39 x 3.25 Znc

Order No: WN-RK-W21M-12

Description	Retail
Chopper, Helical Lock Washer	\$0.75

Features: M12 YZD

Order No: WN-RK-W21M-16

Description	Retail
Chopper, Helical Lock Washer	\$0.50

Features: M16

**Chopper: Sheet Metal**

Order No: WN-RK-CA104C

Description	Retail
 Chopper, Floor Ext	\$258.00

Features: 67L, Agco, Charcoal

Order No: WN-RK-CA135B

Description	Retail
Chopper, Chaff Door	\$598.75

Features: 67W, 12L, Black

Order No: WN-RK-CA214CA

Description	Retail
Chopper, Assembly Grain Pan	\$232.75

Features: Agco Wide - Charcoal

Order No: WN-RK-CA370K

Description	Retail
AGCO Wide Sieve Ext Modified Upgrade	\$826.75

Order No: WN-RK-CD152BL

Description	Retail
Chopper, Shroud	\$278.75

Features: 9000S, Left, Black

Order No: WN-RK-CD152BR

Description	Retail
Chopper, Shroud	\$278.75

Features: 9000S, Right, Black

Order No: WN-RK-CG109B

Description	Retail
Chopper Rear Panel	\$279.00

Features: 67L, Black

Order No: WN-RK-CG112A

Description	Retail
Chopper, Tail Board Adj Latch	\$66.75

Order No: WN-RK-CG112B

Description	Retail
Chopper, Tail Board, Adj Lock Tab	\$55.00

Features: Black

Order No: WN-RK-CG112BA

Description	Retail
Chopper, Tail Board Latch Adj Assembly	\$96.00

Features: Black

Order No: WN-RK-CG113Z

Description	Retail
Chopper, Tailboard Latch Pin	\$22.25

Order No: WN-RK-CG116BL

Description	Retail
Chopper, Fin	\$73.75

Features: Straight, 22L, Left, Black

Order No: WN-RK-CG116BR

Description	Retail
Chopper, Fin	\$73.75

Features: Straight, 22L, Right, Black

Order No: WN-RK-CG119BL

Description	Retail
Chopper, Fin	\$103.75

Features: Curved, 31L, Black, Left

Order No: WN-RK-CG119BR

Description	Retail
Chopper, Fin	\$103.75

Features: Curved, 31L, Right, Black

Order No: WN-RK-CG119CR

Description	Retail
Chopper, Curved Fin	\$103.75

Features: 31L, Right, Charcoal

Order No: WN-RK-CG119GL

Description	Retail
Chopper, Curved Fin	\$103.75

Features: 31L, Left, Green

Order No: WN-RK-CG119GR

Description	Retail
Chopper, Curved Fin	\$103.75

Features: 31L, Right, Green

Order No: WN-RK-CG120BL

Description	Retail
Chopper, Fin	\$73.75

Features: Curved, 22L, Left, Black

**Combine: Choppers & Spreaders**

**Chopper: Sheet Metal**

**Order No: WN-RK-CG120BR**

**Description** **Retail**

Chopper, Fin \$73.75

Features: Curved, 22L, Right, Black

**Order No: WN-RK-CG120CL**



**Description** **Retail**

Chopper, Fin Curved 22L, Left \$73.75

Features: Charcoal

**Order No: WN-RK-CG120CR**

**Description** **Retail**

Chopper, Curved Fin \$73.75

Features: 22L, Right, Charcoal

**Order No: WN-RK-CG120GL**

**Description** **Retail**

Chopper, Curved Fin \$73.75

Features: 22L, Left, Green

**Order No: WN-RK-CG120GR**

**Description** **Retail**

Chopper, Curved Fin \$73.75

Features: 22L, Right, Green

**Order No: WN-RK-CG120R**



**Description** **Retail**

Chopper, Fin Curved 22L, Right \$73.75

Features: Charcoal

**Order No: WN-RK-CG196GR**

**Description** **Retail**

Chopper, Fin \$87.75

Features: 32L, Right, JD 9600, Green

**Order No: WN-RK-CG220B**



**Description** **Retail**

Chopper, Rear Floor Ext. \$228.00

Features: 67L, Black

**Order No: WN-RK-CG220C**



**Description** **Retail**

Chopper, Rear Floor Ext. \$228.00

Features: 67L, Charcoal

**Order No: WN-RK-CG221B**



**Description** **Retail**

Chopper, Rear Floor Ext. \$185.75

Features: 55L, Black

**Order No: WN-RK-CG223BL**



**Description** **Retail**

Chopper, Fan Shroud Bchop \$187.50

Features: Left, Black

**Order No: WN-RK-CG223BR**



**Description** **Retail**

Chopper, Fan Shroud Bchop \$187.50

Features: Right, Black

**Order No: WN-RK-CG235BL**

**Description** **Retail**

Chopper, Tailboard Corner Extension \$56.75

Features: Left Side, Black

**Order No: WN-RK-CG235BR**

**Description** **Retail**

Chopper, Tailboard Corner Extension \$56.75

Features: Right Side, Black

**Order No: WN-RK-CG236BL**

**Description** **Retail**

Chopper, Fin \$61.00

Features: Curved, 19L, Left, Black

**Order No: WN-RK-CG236BR**

**Description** **Retail**

Chopper, Fin \$61.00

Features: Curved, 19L, Right, Black

**Order No: WN-RK-CG237BL**

**Description** **Retail**

Chopper, Fin \$146.50

Features: Curved, 40L, Left, Black

**Order No: WN-RK-CG237BR**

**Description** **Retail**

Chopper, Fin \$146.50

Features: Curved, 40L, Right, Black

**Order No: WN-RK-CG238BL**

**Description** **Retail**

Chopper, Fin \$146.50

Features: Curve Base, WS Left, Black

**Order No: WN-RK-CG238BR**

**Description** **Retail**

Chopper, Fin \$146.50

Features: Curve Base, WS Right, Black

**Order No: WN-RK-CG239B**

**Description** **Retail**

Chopper, Deflector Fin \$34.25

Features: WS-Black

**Order No: WN-RK-CG240B**



**Description** **Retail**

Chopper, Floor \$695.25

Features: 67L Rld, Black

**Order No: WN-RK-CG240C**



**Description** **Retail**

Chopper, Floor \$860.75

Features: 67W Rld, Charcoal

**Order No: WN-RK-CG241B**



**Description** **Retail**

Chopper Floor \$537.25

Features: 55L Rld, Black

**Order No: WN-RK-CG300BL**



**Description** **Retail**

Chopper, Sidewall \$283.75

Features: Bchop, LT, Black

**Order No: WN-RK-CG300BR**




**Description** **Retail**

Chopper, Sidewall \$283.75

Features: Bchop RT, Black

**Order No: WN-RK-CG313BL**

Redekop®

<b>Combine: Choppers &amp; Spreaders</b>	
<b>Chopper: Sheet Metal</b>	
<b>Order No: WN-RK-CG313BL</b>	
<b>Description</b>	<b>Retail</b>
Chopper, Fin	\$80.50
Features: Left, Black	
<b>Order No: WN-RK-CG313BR</b>	
<b>Description</b>	<b>Retail</b>
Chopper, Fin	\$80.50
Features: Right, Black	
<b>Order No: WN-RK-CH106Z</b>	
<b>Description</b>	<b>Retail</b>
Chopper, Pin Chaff Pan	\$27.75
<b>Order No: WN-RK-CH138B</b>	
<b>Description</b>	<b>Retail</b>
Chopper, Straw Handle	\$217.25
Features: Drive 67W CR, Black	
<b>Order No: WN-RK-CH159-01</b>	
<b>Description</b>	<b>Retail</b>
Chopper, Door Seal	\$19.25
<b>Order No: WN-RK-CH347BL</b>	
<b>Description</b>	<b>Retail</b>
Chopper, Sieve Mount Ext	\$96.00
Features: NH, Left, Black	
<b>Order No: WN-RK-CH347BR</b>	
<b>Description</b>	<b>Retail</b>
Chopper, Sieve Mount Ext	\$96.00
Features: NH, Right, Black	
<b>Order No: WN-RK-CH505BL</b>	
 <b>Description</b>	<b>Retail</b>
Chopper, Sieve Support	\$61.00
Features: Left, CR, Black	
<b>Order No: WN-RK-CH505BR</b>	
 <b>Description</b>	<b>Retail</b>
Chopper, Sieve Support	\$61.00
Features: Right CR, Black	
<b>Order No: WN-RK-CH508BR</b>	
<b>Description</b>	<b>Retail</b>
Chopper, Sieve Mount	\$31.75
Features: Right, Black, NH	
<b>Order No: WN-RK-CH510K</b>	
<b>Description</b>	<b>Retail</b>
Trap Door Sieve Extension	\$979.75
Features: Retro Kit kit Includes: CH223A2, CH228WL, CH228WR, CH223-01L, CH223-01R	
<b>Order No: WN-RK-CH513-01</b>	
<b>Description</b>	<b>Retail</b>
Chopper, Belt CR Side Sieve Ext	\$80.00
<b>Order No: WN-RK-CH550B</b>	
<b>Description</b>	<b>Retail</b>
Chopper, Shield	\$564.75
Features: Upper Adapter CR, Black	
<b>Order No: WN-RK-CS202B</b>	
<b>Description</b>	<b>Retail</b>
Chopper, Internal Straw Deflector Fin	\$63.25

Features: Left, Black	
<b>Order No: WN-RK-IH40</b>	
<b>Description</b>	<b>Retail</b>
Chopper, Pan Sieve	\$74.00
Features: 4240	
<b>Order No: WN-RK-RD502BL</b>	
 <b>Description</b>	<b>Retail</b>
Chopper, Fan Shroud	\$264.50
Features: STS Left, Black	
<b>Order No: WN-RK-RD502BR</b>	
<b>Description</b>	<b>Retail</b>
Chopper, Fan Shroud	\$264.50
Features: Right, STS, Black	
<b>Order No: WN-RK-RD508G</b>	
<b>Description</b>	<b>Retail</b>
Floor Replacement	\$1,071.75
<b>Order No: WN-RK-RP110</b>	
<b>Description</b>	<b>Retail</b>
Chopper, Spring	\$4.25
<b>Order No: WN-RK-RP240</b>	
<b>Description</b>	<b>Retail</b>
 Redekop Decal	\$15.25
<b>Order No: WN-RK-RP305</b>	
 <b>Description</b>	<b>Retail</b>
Chopper, Extension Spring	\$36.50
Features: .192WR, 1.260OD, 4.295L	
<b>Order No: WN-RK-RP863</b>	
<b>Description</b>	<b>Retail</b>
Chopper, Spring Gas Assembly HD	\$85.25
Features: 220 lbs., 8.4-12.4L	

Redekop®





# REDEKOP™

Crop Residue Management

# Blade Upgrades

## Benefits of Redekop Blades

### Better Cut

Redekop blades are self-sharpening, providing the best possible straw-cutting action, increasing the chop quality of your combine.

### Long Life

All upgrade blades are coated with high-quality carbide which has been optimally placed to provide the longest life and sharpest cut. Redekop's straight blades are reversible to give you twice the life.

### Efficient Power Usage

Redekop carbide coated self-sharpening blades slice through the straw more efficiently using less power than winged or blunt non-carbide coated blades.

### Replacement Blades

Redekop also offers high-quality Replacement Blades to fit your standard factory chopper and stationary knife bar.



For more information, contact WTP Implements  
[www.strawchopper.com](http://www.strawchopper.com)  
1-855-227-3556 ■ [info@WTPimplements.com](mailto:info@WTPimplements.com)



# REDEKOP™

Crop Residue Management

Redekop offers Blade options for these combine models.

Brand	Model
Challenger	500 & 600 Series
Gleaner	A Series S Series R Series
Massey Ferguson	8000 & 9000 Series
CaselH	Axial Flow & AFX Series
Claas Lexion	400, 500, 600 & 700 Series
John Deere	7000 to 9000, CTS, STS, S, T & WTS Series
New Holland	CR & CX Series

Each Redekop Blade Upgrade Kit comes with the right combination of high-quality carbide-coated blades, bushings, washers, nuts and bolts to complete your conversion.



For more information, contact WTP Implements  
[www.strawchopper.com](http://www.strawchopper.com)  
1-855-227-3556 ■ [info@WTPimplements.com](mailto:info@WTPimplements.com)





# REDEKOP™

Crop Residue Management

## Seedbed Preparation Starts at Harvest

Fast, uniform germination in the spring starts with seedbed preparation at harvest. Uniform distribution of straw and chaff (crop residue) across the width of the cutterbar is a critical component of any seeding system -- especially reduced or no-till systems. Failure to manage crop residue properly can lead to poor seeding performance, such as:

*hair-pinning  
plugging*

*poor and uneven emergence  
cold and wet soils under mats of residue*

*toxic chaff-effects on seedlings*

Yet as combine capacity gets larger and cutting widths wider, most factory equipped combines are incapable of spreading crop residue uniformly across the width of the cutterbar.

## Seedbed tillage Isn't the answer

Managing crop residue after harvest can often make the problem worse. Heavy harrowing can leave bunches of straw in the field that impedes seed placement and it also does not spread chaff. And many direct seeders believe that harrowing or cultivating the land once is worse than no tillage at all as it incorporates weed seeds into the soil and loosens the stubble, which plugs up the seeding tool and increases hair-pinning.



For more information, contact WTP Implements  
[www.strawchopper.com](http://www.strawchopper.com)  
1-855-227-3556 ■ [info@WTPimplements.com](mailto:info@WTPimplements.com)













# PARTS ORDER LOG

DATE	PART INFO & DETAILS	PRICE



**Toll Free: 1-888-845-8456** **WORTHINGTONAGPARTS.COM**

©2019 Worthington Ag Parts. All rights reserved. All prices on this page are subject to change without prior notification. Any use of OEM part numbers or manufacturer names is for reference only.



# We Bring in Fresh Salvage Every Day!

Worthington Ag Parts has the largest tractor salvage yard in the Midwest. We dismantle tractors, harvesters, and implements each day and offer only the highest quality tested salvage equipment parts available. We also BUY your salvage equipment. Do you have any burned, wrecked, damaged, or even running farm equipment you'd like to get rid of? Contact our store nearest you : 1-888-845-8456.

## Combines:



## Tractors:



## Skid Steers:



## Heads, Planters, Balers & More:



**SIGN UP FOR EMAIL SALVAGE ALERTS!**

EMAIL SALVAGE ALERTS

Are you interested in receiving "email salvage alerts" immediately when we purchase salvage that matches the equipment you own? You can do so by signing in into your customer account from our website and clicking on the "My Account" tab, then click on "Registered Equipment" on the left hand side. From there you will be prompted to input your equipment information and sign up for your exclusive email alerts.



LIKE Us on Facebook & Follow Us on Twitter!

Stay connected with us by signing up for our weekly newsletter. You can sign up on our website or text WAPNEWS to 22828.



# At Worthington Ag Parts, your satisfaction is guaranteed.

## Limited Parts Warranty:

Worthington Ag Parts warrants parts to be free from defects in material and workmanship for one year from date of goods sold. This warranty applies to any part that is properly installed, maintained, and operated under normal conditions. This warranty is void if the part has been (i) subject to misuse, neglect, or accident, (ii) used for a purpose for which it is not designed, or (iii) altered in any way that adversely affect its performance or reliability. Worthington Ag Parts' sole obligation and the purchaser's sole remedy for any breach of this warranty is repair or replacement of defective parts. Parts must be returned to Worthington Ag Parts under prescribed policy. Worthington Ag Parts reserves the right to inspect any or all parts returned for warranty before warranty claims will be honored. EXCEPT AS EXPRESSLY PROVIDED IN THIS WARRANTY, ALL PARTS ARE PROVIDED "AS IS", AND WORTHINGTON AG PARTS DISCLAIMS AND EXCLUDES ALL WARRANTIES WITH RESPECT TO PARTS, EXPRESS OR IMPLIED, INCLUDING WITHOUT LIMITATION ANY WARRANTY OF MERCHANTABILITY OR FITNESS FOR A PARTICULAR PURPOSE OR USE.

## Whole Equipment Warranty Disclaimer:

ALL WHOLE EQUIPMENT IS SOLD "AS IS" AND WORTHINGTON AG PARTS DISCLAIMS AND EXCLUDES ALL WARRANTIES, EXPRESS OR IMPLIED WITH RESPECT TO WHOLE EQUIPMENT, INCLUDING WITHOUT LIMITATION ANY WARRANTY OF MERCHANTABILITY OR FITNESS FOR A PARTICULAR PURPOSE OR USE.

## Limitation of Liability:

IN NO EVENT WILL WORTHINGTON AG PARTS' LIABILITY OF ANY KIND INCLUDE ANY SPECIAL, INDIRECT, INCIDENTAL OR CONSEQUENTIAL LOSSES OR DAMAGES, EVEN IF WORTHINGTON AG PARTS HAS BEEN ADVISED OF THE POSSIBILITY OF SUCH POTENTIAL LOSS OR DAMAGE.

IN NO EVENT WILL WORTHINGTON AG PARTS INCUR LIABILITY OF ANY KIND WITH RESPECT TO ANY PART OR PRODUCT IN EXCESS OF THE PURCHASE PRICE OF THAT PART OR PRODUCT.

Any claim arising from or relating to any from any alleged breach of warranty or failure of remedy must be commenced in one year after the claim arises. No one is authorized by Worthington Ag Parts to modify the written terms of disclaimers set forth in this warranty.

## Merchandise Returns:

Worthington Ag Parts offers 30 days no questions asked return policy. That is 30 days from the original invoice date. No returns will be accepted after 30 days. Credit will be issued based on inspection of the returned merchandise. The customer assumes liability for freight when returning merchandise ordered in error. Returned merchandise must be shipped with all transportation charges prepaid. Merchandise returned C.O.D. will be refused. Restocking fee may apply. This does not apply to Whole Equipment sold "as is where is".

## Terms and Conditions:

Prices and product availability are subject to change without notice. All specials and promotions limited to stock on hand. Call for current prices. Worthington Ag Parts is not responsible for typographical errors and we make every effort to ensure the accuracy of the information published in our catalogs and websites. The documents and graphics published on this site may contain technical inaccuracies or typographical errors. Worthington Ag Parts makes no representation about the suitability of the information and graphics represented on this site. All such documents and graphics are provided "as is" without warranty of any kind.

If an error is made and a product is listed at an incorrect price, Worthington Ag Parts shall maintain the right to refund or cancel orders placed at the incorrect price. If the order has been confirmed and charged to your credit card, Worthington Ag Parts shall immediately issue a credit in the amount of the incorrect price. We reserve the right to limit quantities on promotion products. Separate policies apply for specific offers within this website. See individual offer policies and notes for details.

We are not liable under any legal theory for consequential or incidental damages arising from shipping delays, damage or expense arising from product malfunction or defect. Other restrictions may apply.

## Product Information:

Although measures are taken to ensure the information in our catalogs and on this website is as timely and accurate as possible, Worthington Ag Parts assumes no responsibility for the accuracy of such information or its relevance to a specific use or application. Actual performance of products may vary based upon many factors and may be less than stated. Actual products may differ slightly in appearance to images shown.

## Payment Methods:

We currently accept Visa, MasterCard, Farm Plan and Discover Card as methods of payment.

## Core Charges:

Cores must be returned within 60 days of receipt of the original merchandise in order to qualify for a refund, unless prior arrangements have been made. Core charges will be refunded based on receipt and inspection of a serviceable core. The customer is liable for all freight charges on core returns.

## Third Party Marks:

New Idea®, Hesston®, Gleaner®, Farmhand®, AC®, Massey Ferguson®, and Oliver® are registered trademarks of AGCO Corporation • White™ and Field Queen™ are trademarks of AGCO Corporation • Allis-Chalmers™ is a trademark of Allis-Chalmers Corporation • Balzer™ is a trademark of Balzer Inc. • Buffalo™ is a trademark of Bison Industries, Inc. • Case®, Case IH® and New Holland® are registered trademarks of CNH Industrial America, LLC • NH™ is a trademark of CNH America, LLC • Claas®, Lexion®, and Speedstar® are registered trademarks of Claas • Cressoni™ is a trademark of F.lli Cressoni s.p.a. • John Deere® and JD® are registered trademarks of Deere & Company • Kemper™ and Champion™ are trademarks of Maschinenfabrik KEMPER GmbH & Co. • Harvestec™ is a trademark of Linamar Agriculture Inc. • Ford® is a registered trademark of Ford Motor Company. • Gehl® is a registered trademark of Manitou Americas, Inc. • Walterscheid® is a registered trademark of GKN Walterscheid GmbH • Fox® and Hiniker® are registered trademarks of Hiniker Company • Kinze® is a registered trademark of KINZE Manufacturing Inc. • Kirby™ is a trademark of Kirby Manufacturing, Inc. • Krone® and Big X® are registered trademarks of Bernard Krone Holding, GmbH & Co. KG • Kuhn® and Kuhn Knight® are registered trademarks of Kuhn S.A • Loewen™ is a trademark of Loewen Welding & Manufacturing Ltd. • Vermeer® is a registered trademark of Vermeer Manufacturing Corporation • AT Films® is a registered trademark of At Films, Inc. • CAT® is a registered trademark of CATEPILLAR INC. • Fantini™ is a trademark of Fantini S.r.l. • Drago™ and DragoTec™ are trademarks of Dragotec USA • Gates® is a registered trademark of Gates Corporation • Koyima Klad®, Kooima® Company and the Kooima® starburst logo are registered trademarks of Kooima® Company, Inc.

Use of the aforementioned marks is without sponsorship nor endorsement of said parties.



WORTHINGTON AG PARTS  
5300 N. ANNIKA AVE.  
SIOUX FALLS, SD 57107

# Quality People... Affordable Parts!

**Your #1 stop for new, used or rebuilt farm equipment replacement parts!**

**Worthington Ag Parts has been serving the agricultural community for over 54 years. With all of our locations in North America and Australia combined, we give you nearby access to our tractor salvage yards and equipment supplies all over the world. All of our parts are quality checked before they are sold and are backed with a one-year limited warranty - 30 days no question asked return policy.**

**Let us help add value to your operation! Call us today!**



**WORTHINGTONAGPARTS.COM**  
**888-845-8456**